

Amorphous Order & Non-linear Susceptibilities in Glassy Materials

Giulio Biroli¹, Jean-Philippe Bouchaud², and Francois Ladieu³

¹Laboratoire de Physique de l'Ecole Normale Supérieure, Université PSL, CNRS, Sorbonne Université, Université de Paris, F-75005 Paris, France

²CFM, 23 rue de l'Université, F-75007 Paris, France, & Académie des Sciences, Quai de Conti, F-75006 Paris, France

³SPEC, CEA, CNRS, Université Paris-Saclay, CEA Saclay Bat 772, F-91191 Gif-sur-Yvette Cedex, France.

December 2020

Abstract

We review 15 years of theoretical and experimental work on the non-linear response of glassy systems. We argue that an anomalous growth of the peak value of non-linear susceptibilities is a signature of growing “amorphous order” in the system, with spin-glasses as a case in point. Experimental results on supercooled liquids are fully compatible with the RFOT prediction of compact “glassites” of increasing volume as temperature is decreased, or as the system ages. We clarify why such a behaviour is hard to explain within purely kinetic theories of glass formation, despite recent claims to the contrary.

1 Introduction: RFOT & Amorphous Order

In the bestiary of material science, glasses play the role of hybrid creatures: half-liquid, half-solid, like the centaur or the mermaid. A glass has the structure factor of a liquid, yet it does not flow and responds elastically to shear deformations – at least on time scales much shorter than the relaxation time τ of the system, which itself increases extraordinarily fast as temperature is decreased. As an illustration, the relaxation time of “fragile glasses” (such as Ortho-Terphenyl) increases by a factor 10^{10} as temperature drops by a mere 10%.

From a general point of view, a non-zero static shear modulus is necessarily associated with a loss of ergodicity, and thus a transition into a state where the dynamics is no longer able to probe the entire phase-space. The fundamental question that has riveted theoreticians for decades is whether the physics of glasses is indeed driven by an underlying phase transition into an ergodicity-broken state characterized by some amorphous long-range order, or whether the dramatic slowdown is purely of kinetic origin, with no particular thermodynamic signature.

The idea of amorphous order sounds like an oxymoron, but in fact spin-glasses [1] offer a blueprint for such a scenario. Randomly interacting spins (some pairs favouring alignment while others favour anti-alignment) are known to undergo a phase transition towards a frozen, “spin-glass” state below some critical temperature T_c . Each spin then points in a random direction, but this direction remains constant in time – whereas at higher temperature $T > T_c$, it flips randomly across time. Much as in glasses, instantaneous snapshots of the spin configurations seem featureless both above and below T_c . But whereas there is no long range transmission of information above T_c , the spin-glass phase is *rigid*, in the sense that localized perturbations have a long range effect on the system – much like the free-energy per particle of rigid bodies depends on the shape of its boundaries. In this sense, the spin-glass is indeed characterized by long-range amorphous order.

Said differently, whereas spins respond more or less independently in the high temperature phase, they respond *collectively* in the spin-glass phase. As the transition temperature is approached from above, the collective nature of the response increases, and in fact diverges at T_c . But contrarily to ferromagnets where all spins point in the same direction, the linear magnetic susceptibility of a spin-glass does *not* diverge at T_c , because the correlated clusters (whose spins are temporarily inter-locked by interactions) carry a total magnetisation proportional to the square-root of their volume, and not to their volume (see Eq. (2) below for a more precise statement). However, remarkably, all higher

order *static* non-linear susceptibilities diverge at T_c , and directly elicit the growth of amorphous order as the spin-glass phase is approached [1–3].

How much of this phenomenology is shared by supercooled liquids and other glassy materials? If glasses are simply hyper-slow liquids, as Kinetically Constrained Models (KCM) posit [4, 5], one should not expect any anomalous response to an external field. But if the glass transition is intimately related to the growth of amorphous order – now in the sense of molecules inter-locked in particular relative positions and orientations – then we should expect, as we have indeed observed experimentally, a strong increase of non-linear susceptibilities as the system slows down.

From a theoretical point of view, the deep analogy between glasses and spin-glasses¹ finds its roots in the landmark series of papers by Ted Kirkpatrick, Dave Thirumalai and Peter Wolynes in the mid 80’s [6–8]. Based on the solution of a family of mean-field models of spin-glasses, they proposed their “Random First Order Transition” (RFOT) theory [8–10], which appears to capture all the known phenomenology of supercooled liquids, in particular:

- The existence of a cross-over temperature T^* below which the relaxation function exhibits a plateau as a function of time; such plateau is associated with the appearance of local rigidity (also often called “cage formation”) with a non-zero high frequency shear modulus G_{hf} ;
- The existence of an ideal glass transition (Kauzmann) temperature T_K where the configurational entropy vanishes;
- An Adam-Gibbs-like correlation between the logarithm of the relaxation time and the inverse of the configurational entropy [11].

More precisely, the RFOT theory envisages the glass state as a mosaic of “glassites” (i.e. locally frozen clusters), with a size ℓ inversely related to the configurational entropy – and thus diverging as $T \downarrow T_K$ [8, 12]. Being of finite size, the life-time τ of these glassites is also finite, but grows exponentially with ℓ . These glassites are rigid, in the sense that boundary conditions are able to lock all inside molecules around a fixed position [12, 13]. Hence, glassites respond elastically to an external shear for times less than τ , with a shear modulus G_{hf} , but start flowing for times larger than τ when the local order finally unravels. Using a simple Maxwell model, the viscosity η of the supercooled liquid is thus $\eta \approx G_{\text{hf}}\tau$.

Note that the relative positions and orientations of the molecules inside RFOT glassites are frozen (apart from small and fast “cage” oscillations), not because of kinetic constraints but because of actual inter-molecular forces that favour specific low energy configurations and drive the system towards a thermodynamic glass when $\ell \rightarrow \infty$. These forces will, by the same token, correlate the re-orientations of the dipoles induced by an oscillating electric field within each glassite, provided the frequency ω of the electric field is somewhat larger than τ^{-1} . Hence, we expect that glassites respond *collectively* to an external field, amplifying, as for spin-glasses, all non-linear susceptibilities. At variance with spin-glasses, however, this collective response only holds when $\omega\tau \gtrsim 1$. At lower frequencies, glassites melt and all collective effects are lost [14].

This argument suggests that, if the RFOT picture is correct, all non-linear susceptibilities should peak for $\omega\tau \sim 1$, with a peak amplitude growing with the moment of the frozen dipole, and thus with the size of the glassite itself. On the other hand, purely kinetic effects cannot lead by themselves to growing non-linear susceptibilities. As we shall show later, in this case one should expect a peak of non-linear susceptibilities that shift to lower frequencies as τ increases, but with a roughly constant amplitude, independent of temperature.

In the following sections, we formulate more precise theoretical statements about the behaviour of non-linear susceptibilities in correlated systems, and review recent experimental results that appear to confirm the analogy between glasses and spin-glasses and the presence of amorphous order that extends to larger and larger length scales as the system slows down and/or ages. We discuss more formally why Kinetic Constraints cannot account for the experimental results – although this does not mean that the basic tenet of KCMs, i.e. dynamic facilitation, is irrelevant [15–17]. Finally, we discuss open issues and directions for future research, both theoretical and experimental.

2 Non-Linear Susceptibilities & Amorphous Order: Theoretical Results

We first present a phenomenological argument that allows one to understand the growth of susceptibilities in correlated systems. This argument can in fact be fully justified in the proximity of a

¹initially anticipated by Phil Anderson, who wrote that *some – but not all – transitions to rigid, glass-like states, may entail a hidden, microscopic order parameter which is not a microscopic variable in any usual sense, and describes the rigidity of the system.*

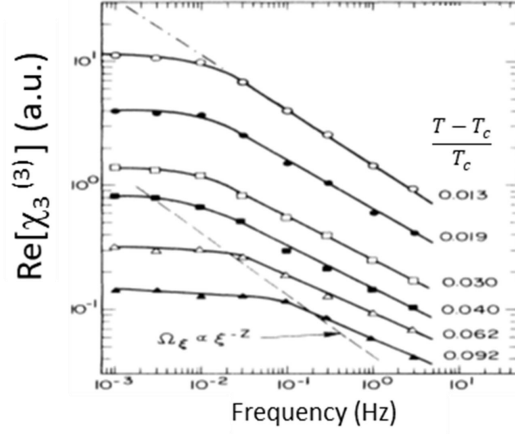


Figure 1: Adapted from Ref. [2]. Third-harmonic susceptibilities in the Ag:Mn spin glass [2]: the static value of $\chi_3^{(3)}$ diverges when approaching the critical temperature $T_c \simeq 2.94$ K [2]. At a given $T > T_c$, χ_3 as a plateau below the characteristic frequency $1/\tau(T)$ with a power law decrease at high frequencies.

phase transition, where the correlation length becomes very large [18]. Suppose that $N_{\text{corr}} = (\ell/a)^{d_f}$ molecules are strongly correlated over a distance ℓ , with a the molecular size and d_f the fractal dimension of the correlated clusters. The corresponding dipoles are then essentially locked together during a time τ , resulting in a total polarisation of the cluster scaling as N_{corr}^ζ , with $\zeta = 1$ for ferromagnetic interactions, and $\zeta = 1/2$ for completely random interactions, as in spin-glasses.² One expects that in the presence of an external field E oscillating at frequency $\omega \sim \tau^{-1}$, the dipolar degrees of freedom of the molecules contribute to the polarisation per molecule p as:

$$p = \mu \frac{(\ell/a)^{\zeta d_f}}{(\ell/a)^d} \mathcal{F} \left(\frac{\mu E (\ell/a)^{\zeta d_f}}{kT} \right), \quad (1)$$

where μ is an elementary dipole moment, \mathcal{F} a scaling function such that $\mathcal{F}(-x) = -\mathcal{F}(x)$, and $d = 3$ the dimension of space.³

Expanding in powers of E , one readily finds that the field induced polarisation p is given by:

$$\frac{p}{\mu} = \mathcal{F}'(0) \left(\frac{\ell}{a} \right)^{2\zeta d_f - d} \left(\frac{\mu E}{kT} \right) + \frac{1}{3!} \mathcal{F}^{(3)}(0) \left(\frac{\ell}{a} \right)^{4\zeta d_f - d} \left(\frac{\mu E}{kT} \right)^3 + \frac{1}{5!} \mathcal{F}^{(5)}(0) \left(\frac{\ell}{a} \right)^{6\zeta d_f - d} \left(\frac{\mu E}{kT} \right)^5 + \dots \quad (2)$$

- When $2\zeta d_f > d$, which is the case of usual ferromagnets for which $\zeta = 1$,⁴ one finds that the linear susceptibility χ_1 diverges when ℓ increases, revealing an incipient ferromagnetic order.
- When $\zeta = 1/2$, on the other hand, the linear susceptibility cannot diverge since $d_f \leq d$. Therefore, amorphous order cannot be revealed by the linear susceptibility. But the second term, contributing to the third-order susceptibility, does grow with ℓ provided $2d_f > d$ (or more generally when $4\zeta d_f > d$). Such a divergence is indeed observed as the spin-glass transition is approached, see Fig. 1 for experimental results and [3] for state of the art numerical results. This is a clear indication that the weird concept of amorphous order is indeed relevant for this class of materials: the spin-glass phase is a quite an exotic phase of matter.

Whereas $d_f < d$ close to the spin-glass transition,⁵ RFOT theory suggests that for supercooled liquids, glassites are compact ($d_f = d$) [8, 32]. Assuming further that dipoles are randomly oriented in a typical frozen state leads to $\zeta = 1/2$ as in spin glasses, one gets a third-order peak susceptibility scaling as

$$|\chi_{3,\text{peak}}| \propto \ell^{4\zeta d_f - d} = \ell^d = N_{\text{corr}} a^d \quad \text{when} \quad \omega\tau \sim 1 \quad (3)$$

²Intermediate values of ζ could be expected near a tri-critical point separating a ferromagnetic, paramagnetic and spin-glass phases.

³In the spin-glass case, Eq. 1 is in fact equivalent to the scaling arguments of Ref. [20].

⁴In this case, $2d_f = d + 2 - \eta$, where η is the standard critical exponent for the decay of correlations [19]. The resulting divergence of the linear susceptibility χ_1 as $\ell^{2-\eta}$ can also be obtained directly using the Fluctuation-Dissipation Theorem.

⁵For 3D Ising spin-glasses, experiments indicate that $d_f \simeq 2.4$ [20] whereas large scale numerical simulations give $d_f \simeq 2.7$ [3].

The third term of Eq. 2 reveals that the fifth-order susceptibility $\chi_{5,\text{peak}}$ should diverge as $\ell^{6\zeta d_f - d}$. Hence, the joint measurement of χ_3 and χ_5 provides – in principle – a direct way to estimate ζd_f experimentally, through the following relation:

$$|\chi_{5,\text{peak}}| \propto |\chi_{3,\text{peak}}|^\gamma; \quad \gamma = \frac{6\zeta d_f - d}{4\zeta d_f - d}. \quad (4)$$

where γ is equal to 2 when the dynamically correlated regions are compact ($d_f = d$) and frozen dipoles are randomly oriented ($\zeta = 1/2$).

Let us now briefly summarize the experimental results on the non-linear susceptibility of supercooled liquids obtained in the last decade.

3 Experimental Results

The measurement of non-linear dielectric susceptibilities of supercooled liquids such as glycerol or propylene carbonate is not easy.⁶ Yet it has now been reliably achieved by several groups [21–30]. Measuring χ_5 is even more difficult, but after many years of efforts two groups (in Saclay and in Augsburg) have reported similar results that they published in a joint paper [18]. Here, we summarize the salient features of these results, without doing justice to the intricate details of the experiments.

In order to elicit the temperature dependence of collective effects, one introduces the following dimensionless quantities:

$$X_3 := \frac{kT}{\epsilon_0 \Delta \chi^2 a^3} \chi_3, \quad X_5 := \frac{(kT)^2}{\epsilon_0^2 \Delta \chi^3 a^6} \chi_5 \quad (5)$$

where ϵ_0 is the permittivity of free space, $\Delta \chi = \chi_1(\omega = 0) - \chi_1(\omega \rightarrow \infty)$ is the “dielectric strength” (removing high frequency contributions irrelevant for the glass physics), a^3 is the molecular volume and k is the Boltzmann constant. The main advantage of these dimensionless non-linear susceptibilities is that in the trivial case of an ideal gas of dipoles, the values of X_3 and X_5 are *independent* of temperature once plotted as a function of $\omega \tau(T)$. Hence, their experimental variation can be ascribed to the non-trivial dynamical correlations in the supercooled liquid [14, 31].

The experimental results on X_3 and X_5 for several supercooled liquids can be summarized as follows:

- For a fixed temperature T in the supercooled regime, X_3 has a humped shape as a function of frequency, as shown in Fig. 2, with a maximum obtained at a frequency $\approx 0.2 f_\alpha$ where the relaxation frequency is $f_\alpha = 1/(2\pi\tau(T))$.
- The height of the peak of X_3 increases as the temperature decreases, whereas $X_3(\omega \rightarrow 0)$ is roughly constant, see Fig. 2.
- The rescaled fifth-order susceptibility X_5 is also hump-shaped but with a much stronger increase in peak value (compared to X_3) as temperature decreases, as shown in Fig. 3.
- The relation between X_3^{peak} and X_5^{peak} is compatible with Eq. (4) with $\gamma \approx 2.0 \pm 0.5$, see Fig. 4.
- For frequencies larger than f_α , $X_3(\omega)$ and $X_5(\omega)$ decrease as clean power-laws, symptomatic of a broad spectrum of relaxation times [24].

Aging experiments were also performed, with the conclusion that the amplification of χ_3 also increases with the age of the system, at fixed temperature [24]. This is in agreement with the idea that amorphous order, remarkably, propagates over larger and larger distances as the system ages.

All these features are compatible with the RFOT picture of temporarily frozen glassites. The fact that $X_3(\omega)$ is humped shape corresponds to the unraveling of the amorphous order at long times (i.e. $\omega \rightarrow 0$); the fact that $X_3(\omega \sim \tau^{-1})$ grows as temperature is decreased is compatible with Eq. (3) with ℓ (or N_{corr}) increasing as the system is cooled down. Furthermore, the fact that γ is close to 2 means that (assuming $\zeta = 1/2$) glassites are compact objects with $d_f = d = 3$, as predicted by theory, at least sufficiently deep below T^* [32].

Finally, the power-law dependence of X_3 and X_5 for $\omega \tau \gg 1$ suggests the existence of a broad distribution of relaxation time for amorphous order, possibly related to a distribution of the size of glassites. A quantitative explanation of this power-law behaviour, and the value of the measured exponents, is however not available at this stage.

⁶For an early attempt, see L. Wu, Phys. Rev. B 43, 9906 (1991).

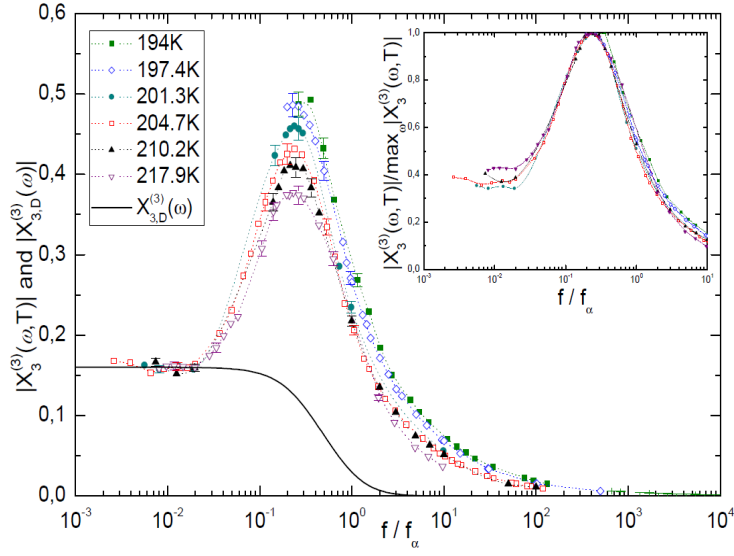


Figure 2: Adapted from Ref. [23]. Dimensionless third-harmonics susceptibility $X_3^{(3)}$ in glycerol (with a glass transition $T_g \simeq 188\text{K}$) as a function of the reduced frequency f/f_α . $X_3^{(3)}$ has a plateau at very low frequencies which does not appreciably depend on T . By contrast the maximum value of $X_3^{(3)}$ systematically increases upon cooling. The solid line $X_{3,D}^{(3)}$ is the dimensionless cubic susceptibility in a ideal gas of dipoles, and does not depend at all on T when plotted as a function of f/f_α : this “trivial” case thus serves as a benchmark to elicit the glassy correlations (see [18] for more details). Inset: same data excepted that $X_3^{(3)}$ is normalized by its maximum value over frequency.

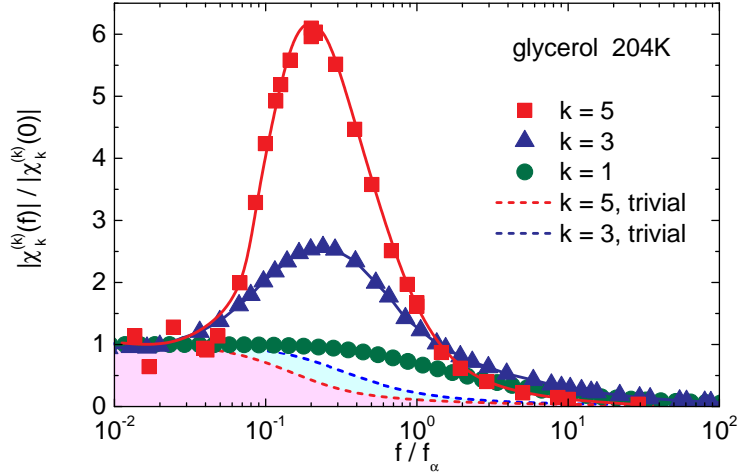


Figure 3: Adapted from Ref. [18]. Comparison of the susceptibilities of various orders $\chi_k^{(k)}$ (scaled by their value at zero frequency) in glycerol at $T = 204\text{K} \simeq T_g + 16\text{K}$. In practice the cubic (resp. fifth order) susceptibility has been measured by monitoring the response at 3ω (resp. 5ω). For convenience the linear susceptibility has been denoted here $\chi_1^{(1)}$. Similar results were obtained in propylene carbonate [18]. Two points are noteworthy: (i) the humped shape in frequency is only present for nonlinear susceptibilities (in fact, their modulus); (ii) the humped shape is much more pronounced for $\chi_5^{(5)}$ than for $\chi_3^{(3)}$. For comparison the dashed lines show the corresponding curves for the “trivial” case of an ideal gas of dipoles (see [18] for more details).

Following up on these non-linear dielectric susceptibilities experiments, non-linear mechanical responses have been studied in glassy colloids [36]. In that case, one can probe experimentally a milder regime of super-cooling in which the growth of nonlinear responses can be well explained by Mode Coupling Theory and its extensions [36, 37].

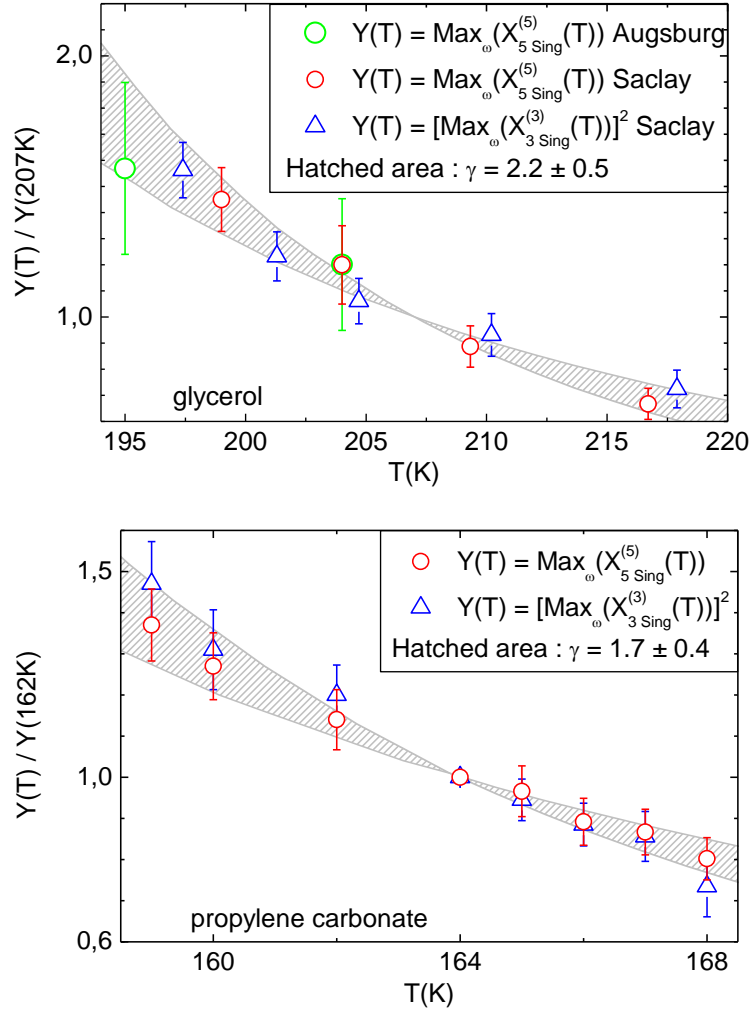


Figure 4: Adapted from Ref. [18]. Temperature evolution of the singular parts of fifth and third order responses. All quantities are normalized at a given temperature, namely 207 K for glycerol, upper panel, and 162 K for propylene carbonate, bottom panel. This allows one to determine the exponent γ relating $|X_5|$ and $|X_3|^\gamma$ and to conclude that the amorphously ordering domains are compact (see text). The hatched areas represent the uncertainty on γ .

4 Non-Linear Susceptibilities & Kinetic Constraints

Kinetically Constrained Models encode the view that the main physical ingredient explaining the spectacular slowing down of glasses is the rarefaction of point defects that act as facilitators for structural rearrangements [5]. Relaxation is postulated to take place only when one defect passes close-by. In this scenario thermodynamics plays only a minor role: The system is simply a liquid that cannot flow, only because of kinetic constraints. There is no driving force towards any kind of locally preferred structure or amorphous order. In between two relaxation events, the system is in a state typical of the liquid phase, i.e. without any special type of correlations between molecules.

The density $c(T)$ of facilitation defects is assumed to be small (for dynamics to be sluggish) and to go down quickly with temperature:

$$c(T) = c_0 e^{-J/kT}, \quad (6)$$

where J is the energy needed to create a defect. This translates, for sufficiently complex facilitation rules [4, 5], into a relation between relaxation time τ and density of the form

$$\tau(T) \sim [c(T)]^{-z(T)}, \quad (7)$$

with a temperature dependent exponent $z(T)$ that increases as temperature decreases, accounting for the super-Arrhenius dependence of $\tau(T)$ on temperature. Ref. [5] argues that $z(T) = (T_0 -$

$T)/T$, where T_o is an “onset” temperature where local rigidity appears (in fact quite analogous to the incipient rigidity temperature T^* mentioned above, which already suggests that rather non-trivial correlations must underpin the KCM picture, see below). Furthermore, each independent defect unlocks the dynamics for a cluster of size $\sim c^{-1/d}$. This happens sequentially (when the defect passes by) for the molecules belonging to the same cluster. In consequence, KCMs predict the presence of dynamical heterogeneities, with molecules in clusters of size $\sim c^{-1/d}$ unlocking in a correlated way.⁷

Note however that while molecules within each cluster do unlock in a correlated fashion (due to the presence of the same defect wandering about), these molecules are still basically free to reorganize each in their own way. So in the presence of an oscillating electric field, each dipole carried by these molecules reorients in a direction that is roughly *independent* of the direction in which other dipoles in the cluster decide to point. Contrarily to the case of spin-glasses, or of frozen RFOT glassites, there is no spatial propagation of information when slowing down is purely of kinetic origin. Another way to see that KCMs *do not* lead to super-dipoles responding to the oscillating field is to go back to Eq. (1) and ask what is the energy scale that couples to the field when thermodynamics is trivial and dynamics is unlocked by wandering defects. Since there is no spatial correlation and relaxation takes place sequentially, during an oscillation the external field sequentially couples to the local dipoles encountered by the defect. Hence, for KCM-like dynamics, the scaling function of Eq. (1) can only be a function of $\mu E/kT$: there is no amplification of the effect of the field in this case, at variance with what happens in the presence of amorphous order extending over some length scale ℓ .

In conclusion, while one still expects all susceptibilities to peak around $\omega \sim \tau^{-1}$ in KCMs, there is no possibility for an increase of the peak value of X_3 or X_5 in the absence of any thermodynamic rigidity, in spite of claims to the contrary. For example, T. Speck [33] has recently argued that the experimental result $X_5 \propto X_3^2$ is fully compatible with the KCM picture. Our explanation above shows that this cannot be the case.

Let us repeat here Speck’s argument for the sake of clarity: when $\omega \sim \tau^{-1}$, there is a number $\propto c(T)$ of active clusters of size $\ell(T)$ that can respond to an external electric field. Each such cluster carries a dipole $\sim \ell^{d/2}$ and thus, according to an argument very similar to the one leading to Eq. (2), the k -th order peak susceptibility should scale as:

$$\chi_k^{\text{KCM}} \sim \frac{\mu^{k+1}}{T^k} c(T) [\ell(T)]^{d(k-1)/2}, \quad (k = 1, 3, 5, \dots) \quad (8)$$

from which, using

$$X_3^{\text{KCM}} := T \frac{\chi_3^{\text{KCM}}}{(\chi_1^{\text{KCM}})^2}; \quad X_5^{\text{KCM}} := T^2 \frac{\chi_5^{\text{KCM}}}{(\chi_1^{\text{KCM}})^3}, \quad (9)$$

one obtains $X_3^{\text{KCM}} \sim \ell^d/c$ and $X_5^{\text{KCM}} \sim \ell^{2d}/c^2$, and hence $X_5^{\text{KCM}} \approx (X_3^{\text{KCM}})^\gamma$ with $\gamma \equiv 2$, as found in experiments.

There are various problems with this argument. First, as argued above, it is not because domains are dynamically correlated that response to an external field is collective. In theories and models based on Kinetic Constraints, rearrangements are synchronized in time, but still local in space: there is no “super-dipole” of size $\ell^{d/2}$ which responds rigidly. But more mundanely, Eq. (8), which is crucial to obtain $X_5^{\text{KCM}} = (X_3^{\text{KCM}})^2$, also predicts that the linear susceptibility χ_1 is proportional to $c(T)/T$ and should thus strongly decay as temperature is decreased, at variance with empirical results where χ_1 increases roughly as $\sim 1/T$. If one (rightly) argues that χ_1 is in fact dominated by immobile regions and not by active regions,⁸ then the definitions of X_3 and X_5 in Eq. (9) are inadequate and should rather read

$$X_3 = T^3 \chi_3^{\text{KCM}}; \quad X_5 = T^5 \chi_5^{\text{KCM}}, \quad (10)$$

where we have used $\chi_1 \sim \mu/T$. Now, assuming that only active regions contribute to χ_3 and χ_5 as in Eq. (8) one finds that ℓ factors cancel out and

$$\frac{X_5}{X_3^2} = \frac{1}{c(T)}, \quad (11)$$

which should be (i) quite large since the concentration of defects $c(T)$ is assumed to be small in the glassy region; and more importantly (ii) strongly increase as temperature is reduced since $c(T)$ is assumed to decrease considerably when temperature is lowered. Both facts are in complete contradiction with our experimental data: X_5/X_3^2 is instead found to be roughly independent of temperature and at most equal to ≈ 2.5 .

⁷In some more refined theories, the unlocked clusters are fractal and $c^{-1/d}$ is replaced by c^{-1/d_f} [5, 33].

⁸Note in that respect that χ_1 is indeed *age independent*, whereas χ_3 does depend on age [24].

Hence, we cannot subscribe to the claim that kinetic pictures “explain” the experimental results on non-linear susceptibilities. The same remark applies to other non-thermodynamic theories of glasses, such as the “shoving model” [34]. In fact, as we have argued elsewhere [17], RFOT describes the very mechanism that leads to the appearance of local rigidity, and hence to the possibility of extremely long-lived metastable states in these systems for $T < T^*$ or T_o . Absent such a local caging mechanism that hinders individual moves, the whole idea of kinetically constrained models falls apart.

Therefore, theories based on Kinetic Constraints should first come up with a consistent scenario for local rigidity – like for example the one proposed in [16] – before invoking facilitation as the mechanism for sluggishness. Whereas facilitation processes are no doubt present in glasses, we believe that the fundamental mechanism leading to metastability for $T < T_o$ is of thermodynamic origin, and is necessarily accompanied by some incipient amorphous order.

On the other hand, dynamical heterogeneities – characterizing how many molecules rearrange in a *correlated* way, but not necessarily *cooperatively* – do extend over length scales that are somewhat larger than the length ℓ over which amorphous order sets in. This is trivially true for KCM, since dynamical correlations grow in the absence of any local order. More generally, it was shown in [14] that the dynamical correlation length can only diverge faster than the amorphous order correlation length ℓ that governs non-linear susceptibilities.

Finally, we do not agree either with the argument given by Speck [33] on the role of random pinning on glassiness induced by Kinetic Constraints. Since the size of wandering defects is much smaller than ℓ , pinning a fraction $c_{\text{pin}} \sim \ell^{-d} \ll 1$ of particles should not affect the overall dynamics, contrary to what is assumed by Speck. In fact any wandering defect can easily by-pass the few pinned particles. Indeed, the numerical study of the plaquette models in which Kinetic Constraints affect the dynamics does not show any dramatic effect on the relaxation time of pinning [35]. Hence, in absence of a precise analysis or detailed model studies, we do not see how theories only based on Kinetic Constraints can explain the results of, e.g. Ref. [38], where randomly pinning a small fraction of particles dramatically changes the glassy dynamics. In our view, random pinning is instead a promising avenue for gaining more insights about the glass transition, the ideal glass phase and the validity of the RFOT theory.

5 Conclusion & Open Issues

We have shown that a growing static length associated to an emerging amorphous order naturally leads to growing non-linear susceptibilities. This generally holds true when there is an underlying growing static length, as the one envisioned in RFOT theory but also in the case of locally preferred structures [39] or frustration-limited domains [40]. In contrast, we have argued that a purely dynamical mechanism for the slowing-down of the dynamics, such as the one put forward in Kinetic Constraints based theories [5], cannot be responsible for the growth of the non-linear dynamical susceptibilities, mainly because there is no spatial propagation of information in such a framework. It would actually be quite instructive to study numerically the non-linear susceptibilities of model systems and confirm that KCMs do behave trivially in that respect, whereas more realistic models indeed exhibit an increase of non-linear response as the glass transition is approached.

The experimental results reviewed in this paper clearly demonstrate that non-linear susceptibilities do grow as the system slows down. The growth is stronger for higher non-linearities, as expected for a critical phenomenon. This is solid evidence that the glass transition is accompanied by a growing static length of the type predicted by RFOT theory. Such a conclusion however does *not* contradict the idea that dynamical facilitation plays a role in the dynamics of supercooled liquids. Even within RFOT, it is clear that the relaxation of a given glassite will trigger relaxation in neighbouring glassites, and hence that dynamical correlations must extend beyond the size of the glassites ℓ (see [15], and [17] for a recent discussion of this point). Whereas non-linear susceptibilities probe the increase of ℓ , dynamical correlations should extend over a possibly much larger length-scale.

Hence the question is not whether dynamical facilitation, rather than amorphous order, can explain the increase of the non-linear susceptibilities. As the theoretical and experimental results presented here show, such a growth must be due to an increase of a static length. The central issue is instead assessing the relative role of dynamical constraints versus amorphous order in the momentous increase of the relaxation time in glassy system. [Note that such an increase in time-scale amounts to a multiplication of the activation energy, for fragile glasses, by a factor 2 to 5 between the incipient rigidity temperature T^* and the glass transition temperature T_g].

This question has been debated recently in relation with the spectacular acceleration of “swap” Monte Carlo simulations [41]; we refer to [16, 17] for two opposite conclusions on this matter. In order to settle this issue, the most pressing theoretical is to elicit the precise nature and geometry

of the activated events that unlock the amorphous order inside glassites [12, 42]. In particular, a quantitative understanding of the activation energy, and its dependence on the size of glassites ℓ [43], is still very much needed to patch together all the pieces of the puzzle – in particular the power-law behaviour of χ_3 and χ_5 for $\omega\tau \gg 1$. Note that the aging experiments of [24] offer some important insights, again compatible with the prediction of RFOT.

Finally, let us end where we started, i.e. with spin-glasses. Although many experiments have been performed to probe the divergence of non-linear susceptibilities above the phase transition, and the aging properties of the linear susceptibility below the transition, we are not aware of any experimental investigation of the non-linear susceptibility in the aging regime. This would provide very interesting information on the nature of the spin-glass phase, and, possibly, an alternative approach to the vexing question of the existence of a de Almeida-Thouless line in three dimensional spin-glasses (on this point, see the discussion in [14]).

Acknowledgments We thank Dave Thirumalai for inviting us to put together our thoughts and write this piece. We also want to acknowledge the tremendous influence of his (and his collaborators’) ideas on our own research trail. We also thank all our collaborators on these topics for their numerous and invaluable inputs.

References

- [1] K. Binder, P.A. Young, Spin glasses: Experimental facts, theoretical concepts, and open questions, *Reviews of Modern physics* **58** 801 (1986).
- [2] L.-P. Lévy, and A. T. Oglieski *Nonlinear dynamic susceptibilities at the spin-glass transition of Ag:Mn*, *Phys. Rev. Lett.* **57**, 3288 (1986).
- [3] M. Baity-Jesi et al. (Janus Collaboration), *Matching Microscopic and Macroscopic Responses in Glasses*, *Phys. Rev. Lett.* **118**, 157202 (2017)
- [4] Ritort, F., & Sollich, P. Glassy dynamics of kinetically constrained models. *Advances in physics*, **52**(4), 219-342 (2003).
- [5] D. Chandler, and J. P. Garrahan, *Dynamics on the Way to Forming Glass: Bubbles in Space-Time*, *Annu. Rev. Phys. Chem.* **61**, 191-217 (2010).
- [6] Kirkpatrick, T. R., & Thirumalai, D. p-spin-interaction spin-glass models: Connections with the structural glass problem. *Physical Review B*, **36**(10), 5388 (1987).
- [7] Kirkpatrick, T. R., & Thirumalai, D. Comparison between dynamical theories and metastable states in regular and glassy mean-field spin models with underlying first-order-like phase transitions. *Physical Review A*, **37**(11), 4439 (1988).
- [8] Kirkpatrick, T. R., Thirumalai, D., & Wolynes, P. G. Scaling concepts for the dynamics of viscous liquids near an ideal glassy state. *Physical Review A*, **40**(2), 1045 (1989).
- [9] M. Dzero, J. Schmalian, and P. G. Wolynes, in *Structural glasses and supercooled Liquids: theory, experiment, and applications*, P. G. Wolynes, V. Lubchenko, Eds. (Wiley, 2012), pp. 193-222
- [10] G. Biroli, and J.-P. Bouchaud, in *Structural glasses and supercooled liquids: theory, experiment, and applications*, P. G. Wolynes, V. Lubchenko, Eds. (Wiley, 2012), pp. 31-114.
- [11] G. Adam and J. H. Gibbs, *On the Temperature Dependence of Cooperative Relaxation Properties in Glass-Forming Liquids*, *J. Chem. Phys.* **43**, 139 (1965).
- [12] J.-P. Bouchaud, and G. Biroli, *On the Adam-Gibbs-Kirkpatrick-Thirumalai-Wolynes scenario for the viscosity increase in glasses*, *J. Chem. Phys.* **121**, 7347 (2004).
- [13] G. Biroli, J. P. Bouchaud, A. Cavagna, T. S. Grigera, & P. Verrocchio. *Thermodynamic signature of growing amorphous order in glass-forming liquids*. *Nature Physics*, **4**(10), 771-775 (2008).
- [14] J.-P. Bouchaud, and G. Biroli, *Nonlinear susceptibility in glassy systems: A probe for cooperative dynamical length scales*, *Phys. Rev. B* **72**, 064204 (2005).
- [15] X. Xia, & P. G. Wolynes, P. G., *Microscopic theory of heterogeneity and nonexponential relaxations in supercooled liquids*. *Physical Review Letters*, **86**(24), 5526 (2001).

- [16] M. Wyart, M. Cates. *Does a growing static length scale control the glass transition?* Physical review letters, **119**(19), 195501 (2017).
- [17] L. Berthier, G. Biroli, J.-P Bouchaud, G. Tarjus, *Can the glass transition be explained without a growing static length scale?* The Journal of chemical physics, **150**(9), 094501 (2019).
- [18] S. Albert, Th. Bauer, M. Michl, G. Biroli, J.-P Bouchaud, A. Loidl, P Lunkenheimer, R. Tourbot, C. Wiertel-Gasquet, and F. Ladieu, *Fifth-order susceptibility unveils growth of thermodynamic amorphous order in glass-formers*, Science **352**, 1308 (2016).
- [19] A. Coniglio, A. Fierro, in Encyclopedia of complexity and systems science, R. A. Meyers, Ed. (Springer, New York, 2009), pp. 1596-1615.
- [20] L. P. Levy, *Critical-dynamics of metallic spin glasses*, Phys. Rev. B **38**, 4963-4973 (1988).
- [21] R. Richert and S. Weinstein, *Nonlinear Dielectric Response and Thermodynamic Heterogeneity in Liquids*, Phys. Rev. Lett. **97**, 095703 (2006).
- [22] C. Crauste-Thibierge, C. Brun, F. Ladieu, D. L'Hôte, G. Biroli, and J.-P Bouchaud, *Evidence of Growing Spatial Correlations at the Glass Transition from Nonlinear Response Experiments*, Phys. Rev. Lett. **104**, 165703 (2010).
- [23] C. Brun, F. Ladieu, D. L'Hôte, M. Tarzia, G. Biroli, and J.-P Bouchaud, *Nonlinear dielectric susceptibilities: Accurate determination of the growing correlation volume in a supercooled liquid*, Phys. Rev. B **84**, 104204 (2011).
- [24] C. Brun, F. Ladieu, D. L'Hôte, G. Biroli, and J.-P Bouchaud, *Evidence of growing spatial correlations during the aging of glassy glycerol*, Phys. Rev. Lett. **109**, 175702 (2012).
- [25] Th. Bauer, P Lunkenheimer, S. Kastner, and A. Loidl, *Nonlinear dielectric response at the excess wing of glass-forming liquids*, Phys. Rev. Lett. **110**, 107603 (2013).
- [26] Th. Bauer, P Lunkenheimer, and A. Loidl, *Cooperativity and the Freezing of Molecular Motion at the Glass Transition*, Phys. Rev. Lett. **111**, 225702 (2013).
- [27] R. Casalini, D. Fragiadakis, and C. M. Roland, *Dynamic correlation length scales under isochronal conditions*, J. Chem. Phys. **142**, 064504 (2015).
- [28] R. Richert, *Nonlinear dielectric effects in liquids: a guided tour*, J. Phys. Cond.-Mat. **29**, 363001 (2017).
- [29] P Lunkenheimer, M. Michl, Th. Bauer, and A. Loidl, *Investigation of nonlinear effects in glassy matter using dielectric methods*, Eur. Phys. J. Special Topics **226**, 3157 (2017).
- [30] P Gadige, S. Albert, M. Michl, Th. Bauer, P Lunkenheimer, A. Loidl, R. Tourbot, C. Wiertel-Gasquet, G. Biroli, J.-P Bouchaud, and F. Ladieu, *Unifying different interpretations of the nonlinear response in glass-forming liquids*, Phys. Rev. E **96**, 032611 (2017).
- [31] F. Ladieu, C. Brun, D. L'Hôte, *Nonlinear dielectric susceptibilities in supercooled liquids: A toy model*, Phys. Rev. B **85**, 184207 (2012).
- [32] J. D. Stevenson, J. Schmalian, and P. G. Wolynes, *The shapes of cooperatively rearranging regions in glass-forming liquids*, Nature Physics **2**, 268-274 (2006).
- [33] T. Speck, *Dynamic facilitation theory: a statistical mechanics approach to dynamic arrest*, JSTAT **084015** (2019).
- [34] J. C. Dyre, T. Christensen, N. B. Olsen. *Elastic models for the non-Arrhenius viscosity of glass-forming liquids*, Journal of non-crystalline solids, **352**(42-49) (2006).
- [35] R. Jack and L. Berthier, *Random pinning in glassy spin models with plaquette interactions*, Physical Review E **85** 021120 (2012).
- [36] H Cárdenas et al., *Nonlinear mechanical response of supercooled melts under applied forces*, EPJ **226**, 3039 (2017).
- [37] M. Tarzia, G. Biroli, A. Lefèvre, J.-P Bouchaud, *Anomalous nonlinear response of glassy liquids: General arguments and a mode-coupling approach*, J. Chem. Phys. **132**, 054501 (2010).

- [38] M. Ozawa, W. Kob, A. Ikeda, and K. Miyazaki, *Equilibrium phase diagram of a randomly pinned glass-former*, PNAS **112**, 6914-6919 (2015).
- [39] D. Coslovich, *Locally preferred structures and many-body static correlations in viscous liquids* Physical Review E, **83**(5), 051505 (2011).
- [40] G. Tarjus, S. A. Kivelson, Z. Nussinov, and P. Viot, *The frustration-based approach of supercooled liquids and the glass transition: a review and critical assessment*, J. Phys: Cond. Matt. **17**, R1143-R1182 (2005).
- [41] A. Ninarello, L. Berthier, D. Coslovich. *Models and algorithms for the next generation of glass transition studies* Physical Review X, **7**(2), 021039 (2017).
- [42] G. Biroli and C. Cammarota, *Fluctuations and shape of cooperative rearranging regions in glass-forming liquids*, Physical Review X **7** 011011 (2017).
- [43] C. Cammarota, A. Cavagna, G. Gradenigo, T. S. Grigera and P. Verrocchio, *Numerical determination of the exponents controlling the relationship between time, length, and temperature in glass-forming liquids*, J.Chem.Phys. **131**, 194901 (2009).