

Fundamental Stealthiness-Distortion Tradeoffs in Dynamical (Control) Systems under Injection Attacks: A Power Spectral Analysis

Song Fang¹ and Quanyan Zhu¹

Abstract—In this paper, we analyze the fundamental stealthiness-distortion tradeoffs of linear Gaussian open-loop dynamical systems and (closed-loop) feedback control systems under data injection attacks using a power spectral analysis, whereas the Kullback–Leibler (KL) divergence is employed as the stealthiness measure. Particularly, we obtain explicit formulas in terms of power spectra that characterize analytically the stealthiness-distortion tradeoffs as well as the properties of the worst-case attacks. Furthermore, it is seen in general that the attacker only needs to know the input-output behaviors of the systems in order to carry out the worst-case attacks.

I. INTRODUCTION

The Kullback–Leibler (KL) divergence was proposed in [1] (see also [2]), and has been employed in various research areas, including, e.g., information theory [3], signal processing [4], statistics [5], control and estimation theory [6], system identification [7], and machine learning [8]. Particularly, in detection theory [9], KL divergence provides the optimal exponent in probability of error for binary hypotheses testing problems [3], for instance, regarding whether an attack signal is present or not in security problems; accordingly, the KL divergence has been employed as a measure of stealthiness for attacks (see detailed discussions in, e.g., [10], [11]).

In the context of dynamical control security (see, e.g., [12]–[19] and the references therein), particularly in dynamical control systems under injection attacks, fundamental stealthiness-distortion tradeoffs (with the KL divergence being the stealthiness measure) have been investigated for feedback control systems (see, e.g., [11], [20]) as well as state estimation systems (see, e.g., [10], [21], [22]). Generally speaking, the problem considered is: Given a constraint (upper bound) on the level of stealthiness, what is the maximum degree of distortion (for control or for estimation) that can be caused by the attacker? This is dual to the following question: Given a least requirement (lower bound) on the degree of distortion, what is the minimum level of stealthiness that can be achieved by the attacker? Answers to these questions can not only capture the fundamental tradeoffs between stealthiness and distortion, but also characterize what the worst-case attacks are.

In this paper, unlike the aforementioned works in [10], [11], [20]–[22], we adopt an alternative approach to this stealthiness-distortion tradeoff problem using power spectral analysis. The scenarios we consider include linear Gaussian open-loop dynamical systems and (closed-loop) feedback

control systems. By using the power spectral approach, we obtain explicit formulas that characterize analytically the stealthiness-distortion tradeoffs as well as the properties of the worst-case attacks. It turns out that the worst-case attacks are stationary colored Gaussian attacks with power spectra that are shaped specifically according to the transfer functions of the systems and the power spectra of the system outputs, the knowledge of which is all that the attacker needs to have access to in order to carry out the worst-case attacks.

The remainder of the paper is organized as follows. Section II provides the technical preliminaries. Section III is divided into two subsections, focusing on open-loop dynamical systems and feedback control systems, respectively. Concluding remarks are given in Section IV.

II. PRELIMINARIES

Throughout the paper, we consider zero-mean real-valued continuous random variables and random vectors, as well as discrete-time stochastic processes. We represent random variables and random vectors using boldface letters, e.g., \mathbf{x} , while the probability density function of \mathbf{x} is denoted as $p_{\mathbf{x}}$. In addition, $\mathbf{x}_0, \dots, \mathbf{x}_k$ will be employed to denote the sequence $\mathbf{x}_0, \dots, \mathbf{x}_k$ or the random vector $[\mathbf{x}_0^T, \dots, \mathbf{x}_k^T]^T$, depending on the context. Note in particular that, for simplicity and with abuse of notations, we utilize $\mathbf{x} \in \mathbb{R}$ and $\mathbf{x} \in \mathbb{R}^m$ to indicate that \mathbf{x} is a real-valued random variable and that \mathbf{x} is a real-valued m -dimensional random vector, respectively.

A stochastic process $\{\mathbf{x}_k\}$, $\mathbf{x}_k \in \mathbb{R}$ is said to be stationary if $R_{\mathbf{x}}(i, k) = \mathbb{E}[\mathbf{x}_i \mathbf{x}_{i+k}]$ depends only on k , and can thus be denoted as $R_{\mathbf{x}}(k)$ for simplicity. The power spectrum of a stationary process $\{\mathbf{x}_k\}$, $\mathbf{x}_k \in \mathbb{R}$ is defined as

$$S_{\mathbf{x}}(\omega) = \sum_{k=-\infty}^{\infty} R_{\mathbf{x}}(k) e^{-j\omega k}.$$

Moreover, the variance of $\{\mathbf{x}_k\}$ is given by

$$\sigma_{\mathbf{x}}^2 = \mathbb{E}[\mathbf{x}_k^2] = \frac{1}{2\pi} \int_{-\pi}^{\pi} S_{\mathbf{x}}(\omega) d\omega.$$

The KL divergence (see, e.g., [1]) is defined as follows.

Definition 1: Consider random vectors $\mathbf{x} \in \mathbb{R}^m$ and $\mathbf{y} \in \mathbb{R}^m$ with densities $p_{\mathbf{x}}$ and $p_{\mathbf{y}}$, respectively. The KL divergence from distribution $p_{\mathbf{x}}$ to distribution $p_{\mathbf{y}}$ is defined as

$$\text{KL}(p_{\mathbf{y}} \| p_{\mathbf{x}}) = \int p_{\mathbf{y}}(\mathbf{u}) \ln \frac{p_{\mathbf{y}}(\mathbf{u})}{p_{\mathbf{x}}(\mathbf{u})} d\mathbf{u}.$$

The next lemma (see, e.g., [4]) provides an explicit expression of KL divergence in terms of covariance matrices for

¹ Song Fang and Quanyan Zhu are with the Department of Electrical and Computer Engineering, New York University, New York, USA song.fang@nyu.edu; quanyan.zhu@nyu.edu

Gaussian random vectors; note that herein and in the sequel, all random variables and random vectors are assumed to be zero-mean.

Lemma 1: Consider Gaussian random vectors $\mathbf{x} \in \mathbb{R}^m$ and $\mathbf{y} \in \mathbb{R}^m$ with covariance matrices $\Sigma_{\mathbf{x}}$ and $\Sigma_{\mathbf{y}}$, respectively. The KL divergence from distribution $p_{\mathbf{x}}$ to distribution $p_{\mathbf{y}}$ is given by

$$\text{KL}(p_{\mathbf{y}}\|p_{\mathbf{x}}) = \frac{1}{2} [\text{tr}(\Sigma_{\mathbf{y}}\Sigma_{\mathbf{x}}^{-1}) - \ln \det(\Sigma_{\mathbf{y}}\Sigma_{\mathbf{x}}^{-1}) - m].$$

It is clear that in the scalar case (when $m = 1$), Lemma 1 reduces to the following formula for Gaussian random variables:

$$\text{KL}(p_{\mathbf{y}}\|p_{\mathbf{x}}) = \frac{1}{2} \left[\frac{\sigma_{\mathbf{y}}^2}{\sigma_{\mathbf{x}}^2} - \ln \left(\frac{\sigma_{\mathbf{y}}^2}{\sigma_{\mathbf{x}}^2} \right) - 1 \right].$$

The KL divergence rate (see, e.g., [6]) is defined as follows.

Definition 2: Consider stochastic processes $\{\mathbf{x}_k\}$, $\mathbf{x}_k \in \mathbb{R}$ and $\{\mathbf{y}_k\}$, $\mathbf{y}_k \in \mathbb{R}$ with densities $p_{\{\mathbf{x}_k\}}$ and $p_{\{\mathbf{y}_k\}}$, respectively; note that $p_{\{\mathbf{x}_k\}}$ and $p_{\{\mathbf{y}_k\}}$ will be denoted by $p_{\mathbf{x}}$ and $p_{\mathbf{y}}$ for simplicity in the sequel. Then, the KL divergence rate from distribution $p_{\mathbf{x}}$ to distribution $p_{\mathbf{y}}$ is defined as

$$\text{KL}_{\infty}(p_{\mathbf{y}}\|p_{\mathbf{x}}) = \limsup_{k \rightarrow \infty} \frac{\text{KL}(p_{\mathbf{y}_{0,\dots,k}}\|p_{\mathbf{x}_{0,\dots,k}})}{k+1}.$$

The next lemma (see, e.g., [6]) provides an explicit expression of KL divergence rate in terms of power spectra for stationary Gaussian processes.

Lemma 2: Consider stationary Gaussian processes $\{\mathbf{x}_k\}$, $\mathbf{x}_k \in \mathbb{R}$ and $\{\mathbf{y}_k\}$, $\mathbf{y}_k \in \mathbb{R}$ with densities $p_{\mathbf{x}}$ and $p_{\mathbf{y}}$ as well as power spectra $S_{\mathbf{x}}(\omega)$ and $S_{\mathbf{y}}(\omega)$, respectively. Suppose that $S_{\mathbf{y}}(\omega)/S_{\mathbf{x}}(\omega)$ is bounded (see [6] for details). Then, the KL divergence rate from distribution $p_{\mathbf{x}}$ to distribution $p_{\mathbf{y}}$ is given by

$$\text{KL}_{\infty}(p_{\mathbf{y}}\|p_{\mathbf{x}}) = \frac{1}{2\pi} \int_0^{2\pi} \frac{1}{2} \left\{ \frac{S_{\mathbf{y}}(\omega)}{S_{\mathbf{x}}(\omega)} - \ln \left[\frac{S_{\mathbf{y}}(\omega)}{S_{\mathbf{x}}(\omega)} \right] - 1 \right\} d\omega. \quad (1)$$

In fact, the right-hand side of (1) is also known as (half of) the Itakura–Saito distance, which is defined as

$$\begin{aligned} D_{\text{IS}}(S_{\mathbf{y}}(\omega), S_{\mathbf{x}}(\omega)) \\ = \frac{1}{2\pi} \int_0^{2\pi} \left\{ \frac{S_{\mathbf{y}}(\omega)}{S_{\mathbf{x}}(\omega)} - \ln \left[\frac{S_{\mathbf{y}}(\omega)}{S_{\mathbf{x}}(\omega)} \right] - 1 \right\} d\omega. \end{aligned}$$

See also, e.g., [23], [24], for further details of this metric.

III. STEALTHINESS-DISTORTION TRADEOFFS AND WORST-CASE ATTACKS

In this section, we analyze the fundamental stealthiness-distortion tradeoffs of linear Gaussian open-loop dynamical systems and (closed-loop) feedback control systems under data injection attacks, whereas the KL divergence is employed as the stealthiness measure. Consider the scenario where attacker can modify the system input, and consequently, the system state and system output will then all

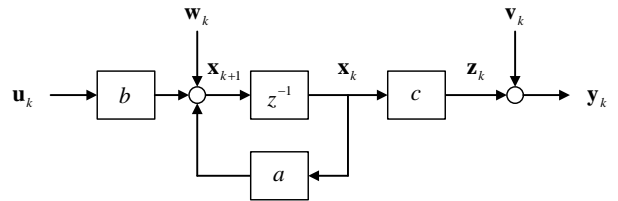


Fig. 1. A Dynamical System.

be changed. From the attacker's point of view, the desired outcome is that the change in state (as measured by state distortion) is large while the change in output (as measured by output stealthiness) is relatively small, so as to make the possibility of being detected low. Meanwhile fundamental tradeoffs in general exist between state distortion and output stealthiness, since the system's state and output are correlated. In other words, increase in state distortion may inevitably lead to decrease in output stealthiness, i.e., increase in the possibility of being detected. How to capture such tradeoffs? And what is the worst-case attack that can cause the maximum distortion given a certain stealthiness level, or vice versa? The answers are provided subsequently in terms of power spectral analysis.

A. Open-Loop Dynamical Systems

In this subsection, we focus on open-loop dynamical systems. Specifically, consider the scalar dynamical system depicted in Fig. 1 with state-space model given by

$$\begin{cases} \mathbf{x}_{k+1} = a\mathbf{x}_k + b\mathbf{u}_k + \mathbf{w}_k, \\ \mathbf{y}_k = c\mathbf{x}_k + \mathbf{v}_k, \end{cases}$$

where $\mathbf{x}_k \in \mathbb{R}$ is the system state, $\mathbf{u}_k \in \mathbb{R}$ is the system input, $\mathbf{y}_k \in \mathbb{R}$ is the system output, $\mathbf{w}_k \in \mathbb{R}$ is the process noise, and $\mathbf{v}_k \in \mathbb{R}$ is the measurement noise. The system matrices are $a \in \mathbb{R}$, $b \in \mathbb{R}$, and $c \in \mathbb{R}$; we further assume that $|a| < 1$ and $b, c \neq 0$, i.e., the system is stable, controllable, and observable. Accordingly, the transfer function of the system is given by

$$P(z) = \frac{bc}{z-a}.$$

(It is clear that $P(z)$ is minimum-phase.) Suppose that $\{\mathbf{w}_k\}$ and $\{\mathbf{v}_k\}$ are stationary white Gaussian with variances $\sigma_{\mathbf{w}}^2$ and $\sigma_{\mathbf{v}}^2$, respectively. Furthermore, $\{\mathbf{w}_k\}$, $\{\mathbf{v}_k\}$, and \mathbf{x}_0 are assumed to be mutually independent. Assume also that $\{\mathbf{u}_k\}$ is stationary with power spectrum $S_{\mathbf{u}}(\omega)$. As such, $\{\mathbf{x}_k\}$ and $\{\mathbf{y}_k\}$ are both stationary, and denote their power spectra by $S_{\mathbf{x}}(\omega)$ and $S_{\mathbf{y}}(\omega)$, respectively.

Consider then the scenario that an attack signal $\{\mathbf{n}_k\}$, $\mathbf{n}_k \in \mathbb{R}$, is to be added to the input of the system $\{\mathbf{u}_k\}$ to deviate the system state $\{\mathbf{x}_k\}$, while aiming to be stealthy in the system output; see the depiction in Fig. 2. Suppose that the attack signal $\{\mathbf{n}_k\}$ is independent of $\{\mathbf{u}_k\}$, $\{\mathbf{w}_k\}$, $\{\mathbf{v}_k\}$, and \mathbf{x}_0 ; consequently, $\{\mathbf{n}_k\}$ is independent of $\{\mathbf{x}_k\}$ and $\{\mathbf{y}_k\}$ as well. The following questions then naturally arise: What is the fundamental tradeoff between the degree of distortion caused in the system state and the level of

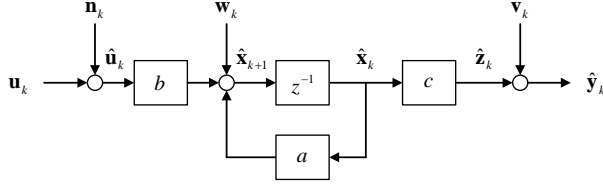


Fig. 2. A Dynamical System under Injection Attack.

stealthiness resulted in the system output? More specifically, to achieve a certain degree of distortion in state, what is the minimum level of stealthiness that can be maintained by the attacker? And what is the worst-case attack in this sense?

The following theorem, as the first main result of this paper, answers the questions raised above.

Theorem 1: Consider the dynamical system under injection attacks depicted in Fig. 2. Suppose that the attacker aims to design the attack signal $\{\mathbf{n}_k\}$ to satisfy the following attack goal in terms of state distortion:

$$\mathbb{E} \left[(\hat{\mathbf{x}}_k - \mathbf{x}_k)^2 \right] \geq D. \quad (2)$$

Then, the minimum KL divergence rate between the original output and the attacked output is given by

$$\begin{aligned} & \inf_{\mathbb{E}[(\hat{\mathbf{x}}_k - \mathbf{x}_k)^2] \geq D} \text{KL}_{\infty}(p_{\hat{\mathbf{y}}} \| p_{\mathbf{y}}) \\ &= \frac{1}{2\pi} \int_0^{2\pi} \frac{1}{2} \left\{ \frac{S_{\hat{\mathbf{n}}}(\omega)}{S_{\mathbf{y}}(\omega)} - \ln \left[1 + \frac{S_{\hat{\mathbf{n}}}(\omega)}{S_{\mathbf{y}}(\omega)} \right] \right\} d\omega, \end{aligned} \quad (3)$$

where

$$S_{\hat{\mathbf{n}}}(\omega) = \frac{\zeta S_{\mathbf{y}}^2(\omega)}{1 - \zeta S_{\mathbf{y}}(\omega)}, \quad (4)$$

and $S_{\mathbf{y}}(\omega)$ is given by

$$S_{\mathbf{y}}(\omega) = \frac{b^2 c^2}{|e^{j\omega} - a|^2} S_{\mathbf{u}}(\omega) + \frac{c^2}{|e^{j\omega} - a|^2} \sigma_{\mathbf{w}}^2 + \sigma_{\mathbf{v}}^2. \quad (5)$$

Herein, ζ is the unique constant that satisfies

$$\frac{1}{2\pi} \int_{-\pi}^{\pi} \frac{\zeta S_{\mathbf{y}}^2(\omega)}{1 - \zeta S_{\mathbf{y}}(\omega)} d\omega = c^2 D, \quad (6)$$

while

$$0 < \zeta < \min_{\omega} \frac{1}{S_{\mathbf{y}}(\omega)}. \quad (7)$$

Moreover, in order to achieve this minimum KL divergence rate, $\{\mathbf{n}_k\}$ should be chosen as a stationary colored Gaussian process with power spectrum

$$S_{\mathbf{n}}(\omega) = \frac{|e^{j\omega} - a|^2}{b^2 c^2} \frac{\zeta S_{\mathbf{y}}^2(\omega)}{1 - \zeta S_{\mathbf{y}}(\omega)}. \quad (8)$$

Proof: To begin with, it can be verified that the power spectrum of $\{\mathbf{y}_k\}$ is given by

$$\begin{aligned} S_{\mathbf{y}}(\omega) &= |P(e^{j\omega})|^2 S_{\mathbf{u}}(\omega) + \frac{1}{b^2} |P(e^{j\omega})|^2 \sigma_{\mathbf{w}}^2 + \sigma_{\mathbf{v}}^2 \\ &= \frac{b^2 c^2}{|e^{j\omega} - a|^2} S_{\mathbf{u}}(\omega) + \frac{c^2}{|e^{j\omega} - a|^2} \sigma_{\mathbf{w}}^2 + \sigma_{\mathbf{v}}^2. \end{aligned}$$

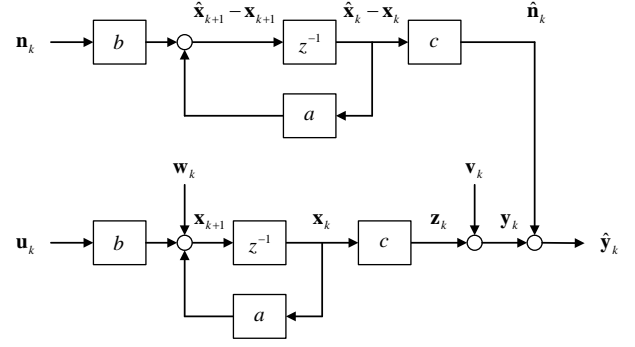


Fig. 3. A Dynamical System under Injection Attack: Equivalent System.

Note then that due to the property of additivity of linear systems, the system in Fig. 2 is equivalent to that of Fig. 3, where

$$\hat{\mathbf{y}}_k = \mathbf{y}_k + \hat{\mathbf{n}}_k,$$

and $\{\hat{\mathbf{n}}_k\}$ is the output of the sub-system

$$\begin{cases} \hat{\mathbf{x}}_{k+1} - \mathbf{x}_{k+1} &= a(\hat{\mathbf{x}}_k - \mathbf{x}_k) + b\mathbf{n}_k, \\ \hat{\mathbf{n}}_k &= c(\hat{\mathbf{x}}_k - \mathbf{x}_k), \end{cases}$$

as depicted by the upper half of Fig. 3; note that in this sub-system, $(\hat{\mathbf{x}}_k - \mathbf{x}_k) \in \mathbb{R}$ is the system state, $\mathbf{n}_k \in \mathbb{R}$ is the system input, and $\hat{\mathbf{n}} \in \mathbb{R}$ is the system output. On the other hand, the distortion constraint

$$\mathbb{E} \left[(\hat{\mathbf{x}}_k - \mathbf{x}_k)^2 \right] \geq D$$

is then equivalent to being with a power constraint

$$\mathbb{E} [\hat{\mathbf{n}}_k^2] \geq c^2 D,$$

since $\hat{\mathbf{n}}_k = \hat{\mathbf{y}}_k - \mathbf{y}_k$ and thus

$$\hat{\mathbf{n}}_k^2 = (\mathbf{y}_k - \hat{\mathbf{y}}_k)^2 = (c\mathbf{x}_k - c\hat{\mathbf{x}}_k)^2 = c^2 (\mathbf{x}_k - \hat{\mathbf{x}}_k)^2.$$

Accordingly, the system in Fig. 3 may be viewed as a “virtual channel” modeled as

$$\hat{\mathbf{y}}_k = \mathbf{y}_k + \hat{\mathbf{n}}_k$$

with noise constraint

$$\mathbb{E} [\hat{\mathbf{n}}_k^2] \geq c^2 D,$$

where $\{\mathbf{y}_k\}$ is the channel input, $\{\hat{\mathbf{y}}_k\}$ is the channel output, and $\{\hat{\mathbf{n}}_k\}$ is the channel noise. In addition, due to the fact that $\{\mathbf{n}_k\}$ is independent of $\{\mathbf{y}_k\}$, $\{\hat{\mathbf{n}}_k\}$ is also independent of $\{\mathbf{y}_k\}$.

We consider first the case of a finite number of parallel (static) channels with

$$\hat{\mathbf{y}} = \mathbf{y} + \hat{\mathbf{n}},$$

where $\mathbf{y}, \hat{\mathbf{y}}, \hat{\mathbf{n}} \in \mathbb{R}^m$, and $\hat{\mathbf{n}}$ is independent of \mathbf{y} . In addition, \mathbf{y} is Gaussian with covariance $\Sigma_{\mathbf{y}}$, and the noise power constraint is given by

$$\text{tr}(\Sigma_{\hat{\mathbf{n}}}) = \mathbb{E} \left[\sum_{i=1}^m \hat{\mathbf{n}}^2(i) \right] \geq c^2 D,$$

where $\hat{\mathbf{n}}(i)$ denotes the i -th element of $\hat{\mathbf{n}}$. In addition, according to [25] (see Proposition 2 therein), we have

$$\text{KL}(p_{\hat{\mathbf{y}}^G} \| p_{\mathbf{y}}) \geq \text{KL}(p_{\hat{\mathbf{y}}^G} \| p_{\mathbf{y}}),$$

where $\hat{\mathbf{y}}^G$ denotes a Gaussian random vector with the same covariance as $\hat{\mathbf{y}}$, and equality holds if $\hat{\mathbf{y}}$ is Gaussian. Meanwhile, it is known from Lemma 1 that

$$\text{KL}(p_{\hat{\mathbf{y}}^G} \| p_{\mathbf{y}}) = \frac{1}{2} [\text{tr}(\Sigma_{\hat{\mathbf{y}}} \Sigma_{\mathbf{y}}^{-1}) - \ln \det(\Sigma_{\hat{\mathbf{y}}} \Sigma_{\mathbf{y}}^{-1}) - m].$$

On the other hand, since \mathbf{y} and $\hat{\mathbf{n}}$ are independent, we have

$$\Sigma_{\hat{\mathbf{y}}} = \Sigma_{\hat{\mathbf{n}}+\mathbf{y}} = \Sigma_{\hat{\mathbf{n}}} + \Sigma_{\mathbf{y}}.$$

Consequently,

$$\begin{aligned} & \text{tr}(\Sigma_{\hat{\mathbf{y}}} \Sigma_{\mathbf{y}}^{-1}) - \ln \det(\Sigma_{\hat{\mathbf{y}}} \Sigma_{\mathbf{y}}^{-1}) \\ &= \text{tr}[(\Sigma_{\hat{\mathbf{n}}} + \Sigma_{\mathbf{y}}) \Sigma_{\mathbf{y}}^{-1}] - \ln \det[(\Sigma_{\hat{\mathbf{n}}} + \Sigma_{\mathbf{y}}) \Sigma_{\mathbf{y}}^{-1}]. \end{aligned}$$

Denote the eigen-decomposition of $\Sigma_{\mathbf{y}}$ by $U_{\mathbf{y}} \Lambda_{\mathbf{y}} U_{\mathbf{y}}^T$, where

$$\Lambda_{\mathbf{y}} = \text{diag}(\lambda_1, \dots, \lambda_m).$$

Then,

$$\begin{aligned} & \text{tr}[(\Sigma_{\hat{\mathbf{n}}} + \Sigma_{\mathbf{y}}) \Sigma_{\mathbf{y}}^{-1}] - \ln \det[(\Sigma_{\hat{\mathbf{n}}} + \Sigma_{\mathbf{y}}) \Sigma_{\mathbf{y}}^{-1}] \\ &= \text{tr}[(\Sigma_{\hat{\mathbf{n}}} + U_{\mathbf{y}} \Lambda_{\mathbf{y}} U_{\mathbf{y}}^T) (U_{\mathbf{y}} \Lambda_{\mathbf{y}} U_{\mathbf{y}}^T)^{-1}] \\ &\quad - \ln \det[(\Sigma_{\hat{\mathbf{n}}} + U_{\mathbf{y}} \Lambda_{\mathbf{y}} U_{\mathbf{y}}^T) (U_{\mathbf{y}} \Lambda_{\mathbf{y}} U_{\mathbf{y}}^T)^{-1}] \\ &= \text{tr}[(\Sigma_{\hat{\mathbf{n}}} + U_{\mathbf{y}} \Lambda_{\mathbf{y}} U_{\mathbf{y}}^T) U_{\mathbf{y}} \Lambda_{\mathbf{y}}^{-1} U_{\mathbf{y}}^T] \\ &\quad - \ln \det[(\Sigma_{\hat{\mathbf{n}}} + U_{\mathbf{y}} \Lambda_{\mathbf{y}} U_{\mathbf{y}}^T) U_{\mathbf{y}} \Lambda_{\mathbf{y}}^{-1} U_{\mathbf{y}}^T] \\ &= \text{tr}[U_{\mathbf{y}} U_{\mathbf{y}}^T (\Sigma_{\hat{\mathbf{n}}} + U_{\mathbf{y}} \Lambda_{\mathbf{y}} U_{\mathbf{y}}^T) U_{\mathbf{y}} \Lambda_{\mathbf{y}}^{-1} U_{\mathbf{y}}^T] \\ &\quad - \ln \det[U_{\mathbf{y}} U_{\mathbf{y}}^T (\Sigma_{\hat{\mathbf{n}}} + U_{\mathbf{y}} \Lambda_{\mathbf{y}} U_{\mathbf{y}}^T) U_{\mathbf{y}} \Lambda_{\mathbf{y}}^{-1} U_{\mathbf{y}}^T] \\ &= \text{tr}\{U_{\mathbf{y}} [U_{\mathbf{y}}^T (\Sigma_{\hat{\mathbf{n}}} + U_{\mathbf{y}} \Lambda_{\mathbf{y}} U_{\mathbf{y}}^T) U_{\mathbf{y}} \Lambda_{\mathbf{y}}^{-1}] U_{\mathbf{y}}^T\} \\ &\quad - \ln \det\{U_{\mathbf{y}} [U_{\mathbf{y}}^T (\Sigma_{\hat{\mathbf{n}}} + U_{\mathbf{y}} \Lambda_{\mathbf{y}} U_{\mathbf{y}}^T) U_{\mathbf{y}} \Lambda_{\mathbf{y}}^{-1}] U_{\mathbf{y}}^T\} \\ &= \text{tr}[U_{\mathbf{y}}^T (\Sigma_{\hat{\mathbf{n}}} + U_{\mathbf{y}} \Lambda_{\mathbf{y}} U_{\mathbf{y}}^T) U_{\mathbf{y}} \Lambda_{\mathbf{y}}^{-1}] \\ &\quad - \ln \det[U_{\mathbf{y}}^T (\Sigma_{\hat{\mathbf{n}}} + U_{\mathbf{y}} \Lambda_{\mathbf{y}} U_{\mathbf{y}}^T) U_{\mathbf{y}} \Lambda_{\mathbf{y}}^{-1}] \\ &= \text{tr}[(U_{\mathbf{y}}^T \Sigma_{\hat{\mathbf{n}}} U_{\mathbf{y}} + \Lambda_{\mathbf{y}}) \Lambda_{\mathbf{y}}^{-1}] \\ &\quad - \ln \det[(U_{\mathbf{y}}^T \Sigma_{\hat{\mathbf{n}}} U_{\mathbf{y}} + \Lambda_{\mathbf{y}}) \Lambda_{\mathbf{y}}^{-1}] \\ &= \text{tr}[(\bar{\Sigma}_{\hat{\mathbf{n}}} + \Lambda_{\mathbf{y}}) \Lambda_{\mathbf{y}}^{-1}] - \ln \det[(\bar{\Sigma}_{\hat{\mathbf{n}}} + \Lambda_{\mathbf{y}}) \Lambda_{\mathbf{y}}^{-1}], \end{aligned}$$

where $\bar{\Sigma}_{\hat{\mathbf{n}}} = U_{\mathbf{y}}^T \Sigma_{\hat{\mathbf{n}}} U_{\mathbf{y}}$. Denoting the diagonal terms of $\bar{\Sigma}_{\hat{\mathbf{n}}}$ by $\bar{\sigma}_{\hat{\mathbf{n}}(i)}^2, i = 1, \dots, m$, it is known from [25] (see Proposition 4 therein) that

$$\begin{aligned} & \text{tr}[(\bar{\Sigma}_{\hat{\mathbf{n}}} + \Lambda_{\mathbf{y}}) \Lambda_{\mathbf{y}}^{-1}] - \ln \det[(\bar{\Sigma}_{\hat{\mathbf{n}}} + \Lambda_{\mathbf{y}}) \Lambda_{\mathbf{y}}^{-1}] \\ &\geq \sum_{i=1}^m \left[\frac{\bar{\sigma}_{\hat{\mathbf{n}}(i)}^2 + \lambda_i}{\lambda_i} \right] - \sum_{i=1}^m \ln \left[\frac{\bar{\sigma}_{\hat{\mathbf{n}}(i)}^2 + \lambda_i}{\lambda_i} \right] \\ &= \sum_{i=1}^m \left[1 + \frac{\bar{\sigma}_{\hat{\mathbf{n}}(i)}^2}{\lambda_i} \right] - \sum_{i=1}^m \ln \left[1 + \frac{\bar{\sigma}_{\hat{\mathbf{n}}(i)}^2}{\lambda_i} \right], \end{aligned}$$

where equality holds if $\bar{\Sigma}_{\hat{\mathbf{n}}}$ is diagonal. For simplicity, we denote

$$\bar{\Sigma}_{\hat{\mathbf{n}}} = \text{diag}(\bar{\sigma}_{\hat{\mathbf{n}}(1)}^2, \dots, \bar{\sigma}_{\hat{\mathbf{n}}(m)}^2) = \text{diag}(\hat{N}_1, \dots, \hat{N}_m)$$

when $\bar{\Sigma}_{\hat{\mathbf{n}}}$ is diagonal. Then, the problem reduces to that of choosing $\hat{N}_1, \dots, \hat{N}_m$ to minimize

$$\sum_{i=1}^m \left(1 + \frac{\hat{N}_i}{\lambda_i} \right) - \sum_{i=1}^m \ln \left(1 + \frac{\hat{N}_i}{\lambda_i} \right)$$

subject to the constraint that

$$\begin{aligned} \sum_{i=1}^m \hat{N}_i &= \text{tr}(\bar{\Sigma}_{\hat{\mathbf{n}}}) = \text{tr}(U_{\mathbf{y}}^T \Sigma_{\hat{\mathbf{n}}} U_{\mathbf{y}}) = \text{tr}(\Sigma_{\hat{\mathbf{n}}} U_{\mathbf{y}} U_{\mathbf{y}}^T) \\ &= \text{tr}(\Sigma_{\hat{\mathbf{n}}}) = mc^2 D. \end{aligned}$$

Define the Lagrange function by

$$\sum_{i=1}^m \left(1 + \frac{\hat{N}_i}{\lambda_i} \right) - \sum_{i=1}^m \ln \left(1 + \frac{\hat{N}_i}{\lambda_i} \right) + \eta \left(\sum_{i=1}^m \hat{N}_i - \hat{N} \right),$$

and differentiate it with respect to \hat{N}_i , then we have

$$\frac{1}{\lambda_i} - \frac{1}{\hat{N}_i + \lambda_i} + \eta = 0,$$

or equivalently,

$$\hat{N}_i = \frac{1}{\frac{1}{\lambda_i} + \eta} - \lambda_i = \frac{\lambda_i}{1 + \eta \lambda_i} - \lambda_i = \frac{-\eta \lambda_i^2}{1 + \eta \lambda_i},$$

where η satisfies

$$\sum_{i=1}^m \hat{N}_i = \sum_{i=1}^m \frac{-\eta \lambda_i^2}{1 + \eta \lambda_i} = mc^2 D,$$

while

$$-\min_{i=0, \dots, m} \frac{1}{\lambda_i} < \eta < 0.$$

For simplicity, we denote $\zeta = -\eta$, and accordingly,

$$\hat{N}_i = \frac{\zeta \lambda_i^2}{1 - \zeta \lambda_i}.$$

where ζ satisfies

$$\sum_{i=1}^m \hat{N}_i = \sum_{i=1}^m \frac{\zeta \lambda_i^2}{1 - \zeta \lambda_i} = mc^2 D,$$

while

$$0 < \zeta < \min_{i=0, \dots, m} \frac{1}{\lambda_i}.$$

Correspondingly,

$$\begin{aligned} & \inf_{p_{\hat{\mathbf{n}}}} \text{KL}(p_{\hat{\mathbf{y}}} \| p_{\mathbf{y}}) \\ &= \frac{1}{2} \left[\sum_{i=1}^m \left(1 + \frac{\hat{N}_i}{\lambda_i} \right) - \sum_{i=1}^m \ln \left(1 + \frac{\hat{N}_i}{\lambda_i} \right) - m \right] \\ &= \sum_{i=1}^m \frac{1}{2} \left[\frac{\hat{N}_i}{\lambda_i} - \ln \left(1 + \frac{\hat{N}_i}{\lambda_i} \right) \right]. \end{aligned}$$

Consider now a scalar (dynamic) channel

$$\hat{\mathbf{y}}_k = \mathbf{y}_k + \hat{\mathbf{n}}_k,$$

where $\mathbf{y}_k, \hat{\mathbf{n}}_k, \hat{\mathbf{y}}_k \in \mathbb{R}$, while $\{\mathbf{y}_k\}$ and $\{\hat{\mathbf{n}}_k\}$ are independent. In addition, $\{\mathbf{y}_k\}$ is stationary colored Gaussian with

power spectrum $S_{\mathbf{y}}(\omega)$, whereas the noise power constraint is given by $\mathbb{E}[\hat{\mathbf{n}}_k^2] \geq c^2 D$. We may then consider a block of consecutive uses from time 0 to k of this channel as $k+1$ channels in parallel [3]. Particularly, let the eigen-decomposition of $\Sigma_{\mathbf{y}_{0,\dots,k}}$ be given by

$$\Sigma_{\mathbf{y}_{0,\dots,k}} = U_{\mathbf{y}_{0,\dots,k}} \Lambda_{\mathbf{y}_{0,\dots,k}} U_{\mathbf{y}_{0,\dots,k}}^T,$$

where

$$\Lambda_{\mathbf{y}_{0,\dots,k}} = \text{diag}(\lambda_0, \dots, \lambda_k).$$

Then, we have

$$\begin{aligned} & \min_{p_{\hat{\mathbf{n}}_{0,\dots,k}}: \sum_{i=0}^k \mathbb{E}[\hat{\mathbf{n}}_i^2] \geq (k+1)c^2 D} \frac{\text{KL}(p_{\hat{\mathbf{y}}_{0,\dots,k}} \| p_{\mathbf{y}_{0,\dots,k}})}{k+1} \\ &= \frac{1}{k+1} \sum_{i=0}^k \frac{1}{2} \left[\frac{\hat{N}_i}{\lambda_i} - \ln \left(1 + \frac{\hat{N}_i}{\lambda_i} \right) \right], \end{aligned}$$

where

$$\hat{N}_i = \frac{\zeta \lambda_i^2}{1 - \zeta \lambda_i}, \quad i = 0, \dots, k.$$

Herein, ζ satisfies

$$\sum_{i=0}^k \hat{N}_i = \sum_{i=0}^k \frac{\zeta \lambda_i^2}{1 - \zeta \lambda_i} = (k+1)c^2 D,$$

or equivalently,

$$\frac{1}{k+1} \sum_{i=0}^k \hat{N}_i = \frac{1}{k+1} \left(\frac{\zeta \lambda_i^2}{1 - \zeta \lambda_i} \right) = c^2 D,$$

while

$$0 < \zeta < \min_{i=0,\dots,k} \frac{1}{\lambda_i}.$$

In addition, since the processes $\{\mathbf{y}_k\}$, $\{\hat{\mathbf{n}}_k\}$, and $\{\hat{\mathbf{y}}_k\}$ are stationary, we have

$$\begin{aligned} & \lim_{k \rightarrow \infty} \min_{p_{\hat{\mathbf{n}}_{0,\dots,k}}: \sum_{i=0}^k \mathbb{E}[\hat{\mathbf{n}}_i^2] \geq (k+1)c^2 D} \frac{\text{KL}(p_{\hat{\mathbf{y}}_{0,\dots,k}} \| p_{\mathbf{y}_{0,\dots,k}})}{k+1} \\ &= \inf_{\mathbb{E}[\hat{\mathbf{n}}_k^2] \geq c^2 D} \lim_{k \rightarrow \infty} \frac{\text{KL}(p_{\hat{\mathbf{y}}_{0,\dots,k}} \| p_{\mathbf{y}_{0,\dots,k}})}{k+1} \\ &= \inf_{\mathbb{E}[\hat{\mathbf{n}}_k^2] \geq c^2 D} \limsup_{k \rightarrow \infty} \frac{\text{KL}(p_{\hat{\mathbf{y}}_{0,\dots,k}} \| p_{\mathbf{y}_{0,\dots,k}})}{k+1} \\ &= \inf_{\mathbb{E}[\hat{\mathbf{n}}_k^2] \geq c^2 D} \text{KL}_{\infty}(p_{\hat{\mathbf{y}}} \| p_{\mathbf{y}}) \\ &= \inf_{\mathbb{E}[(\hat{\mathbf{x}}_k - \mathbf{x}_k)^2] \geq D} \text{KL}_{\infty}(p_{\hat{\mathbf{y}}} \| p_{\mathbf{y}}). \end{aligned}$$

On the other hand, since the processes are stationary, the covariance matrices are Toeplitz [26], and their eigenvalues approach their limits as $k \rightarrow \infty$. Moreover, the densities of eigenvalues on the real line tend to the power spectra of the

processes [6], [27], [28]. Accordingly,

$$\begin{aligned} & \inf_{\mathbb{E}[(\hat{\mathbf{x}}_k - \mathbf{x}_k)^2] \geq D} \text{KL}_{\infty}(p_{\hat{\mathbf{y}}} \| p_{\mathbf{y}}) \\ &= \lim_{k \rightarrow \infty} \frac{1}{k+1} \sum_{i=0}^k \frac{1}{2} \left[\frac{\hat{N}_i}{\lambda_i} - \ln \left(1 + \frac{\hat{N}_i}{\lambda_i} \right) \right] \\ &= \frac{1}{2\pi} \int_0^{2\pi} \frac{1}{2} \left\{ \frac{S_{\hat{\mathbf{n}}}(\omega)}{S_{\mathbf{y}}(\omega)} - \ln \left[1 + \frac{S_{\hat{\mathbf{n}}}(\omega)}{S_{\mathbf{y}}(\omega)} \right] \right\} d\omega, \end{aligned}$$

where

$$S_{\hat{\mathbf{n}}}(\omega) = \frac{\zeta S_{\mathbf{y}}^2(\omega)}{1 - \zeta S_{\mathbf{y}}(\omega)},$$

and ζ satisfies

$$\begin{aligned} \lim_{k \rightarrow \infty} \frac{1}{k+1} \sum_{i=0}^k \hat{N}_i &= \frac{1}{2\pi} \int_{-\pi}^{\pi} S_{\hat{\mathbf{n}}}(\omega) d\omega \\ &= \frac{1}{2\pi} \int_{-\pi}^{\pi} \frac{\zeta S_{\mathbf{y}}^2(\omega)}{1 - \zeta S_{\mathbf{y}}(\omega)} d\omega = c^2 D, \end{aligned}$$

while

$$0 < \zeta < \min_{\omega} \frac{1}{S_{\mathbf{y}}(\omega)}.$$

Lastly, note that

$$S_{\hat{\mathbf{n}}}(\omega) = |P(e^{j\omega})|^2 S_{\mathbf{n}}(\omega) = \frac{b^2 c^2}{|e^{j\omega} - a|^2} S_{\mathbf{n}}(\omega),$$

and hence

$$S_{\mathbf{n}}(\omega) = \frac{|e^{j\omega} - a|^2}{b^2 c^2} S_{\hat{\mathbf{n}}}(\omega) = \frac{|e^{j\omega} - a|^2}{b^2 c^2} \frac{\zeta S_{\mathbf{y}}^2(\omega)}{1 - \zeta S_{\mathbf{y}}(\omega)}.$$

This concludes the proof. \blacksquare

It is clear that $S_{\mathbf{n}}(\omega)$ may be rewritten as

$$S_{\mathbf{n}}(\omega) = \frac{1}{|P(e^{j\omega})|^2} \frac{\zeta S_{\mathbf{y}}^2(\omega)}{1 - \zeta S_{\mathbf{y}}(\omega)}. \quad (9)$$

This means that the attacker only needs the knowledge of the power spectrum of the original system output $\{\mathbf{y}_k\}$ and the transfer function of the system (from $\{\mathbf{n}_k\}$ to $\{\hat{\mathbf{y}}_k\}$) in order to carry out this worst-case attack. It is worth mentioning that the power spectrum of $\{\mathbf{y}_k\}$ can be estimated based on its realizations (see, e.g., [29]), while the transfer function of the system can be approximated by system identification (see, e.g., [30]).

On the other hand, the dual problem to that of Theorem 1 would be: Given a certain stealthiness level in output, what is the maximum distortion in state that can be achieved by the attacker? And what is the corresponding attack? The following corollary answers these questions.

Corollary 1: Consider the dynamical system under injection attacks depicted in Fig. 2. Then, in order for the attacker to ensure that the KL divergence rate between the original output and the attacked output is upper bounded by a (positive) constant R as

$$\text{KL}_{\infty}(p_{\hat{\mathbf{y}}} \| p_{\mathbf{y}}) \leq R, \quad (10)$$

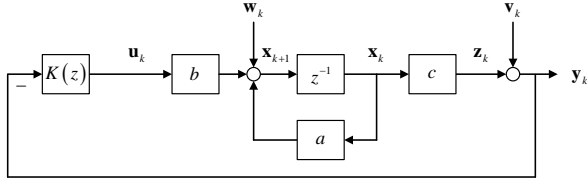


Fig. 4. A Feedback Control System.

the maximum state distortion $\mathbb{E}[(\hat{\mathbf{x}}_k - \mathbf{x}_k)^2]$ that can be achieved is given by

$$\begin{aligned} & \sup_{\text{KL}_\infty(p_{\hat{\mathbf{y}}}\|p_{\mathbf{y}}) \leq R} \mathbb{E}[(\hat{\mathbf{x}}_k - \mathbf{x}_k)^2] \\ &= \frac{1}{2\pi} \int_{-\pi}^{\pi} \frac{1}{c^2} \left[\frac{\zeta S_{\mathbf{y}}^2(\omega)}{1 - \zeta S_{\mathbf{y}}(\omega)} \right] d\omega, \end{aligned} \quad (11)$$

where ζ is the unique constant that satisfies

$$\begin{aligned} & \frac{1}{2\pi} \int_0^{2\pi} \frac{1}{2} \left\{ \frac{\frac{\zeta S_{\mathbf{y}}^2(\omega)}{1 - \zeta S_{\mathbf{y}}(\omega)}}{S_{\mathbf{y}}(\omega)} - \ln \left[1 + \frac{\frac{\zeta S_{\mathbf{y}}^2(\omega)}{1 - \zeta S_{\mathbf{y}}(\omega)}}{S_{\mathbf{y}}(\omega)} \right] \right\} d\omega \\ &= \frac{1}{2\pi} \int_0^{2\pi} \frac{1}{2} \left\{ \frac{\zeta S_{\mathbf{y}}(\omega)}{1 - \zeta S_{\mathbf{y}}(\omega)} - \ln \left[\frac{1}{1 - \zeta S_{\mathbf{y}}(\omega)} \right] \right\} d\omega = R, \end{aligned} \quad (12)$$

while

$$0 < \zeta < \min_{\omega} \frac{1}{S_{\mathbf{y}}(\omega)}. \quad (13)$$

Note that herein $S_{\mathbf{y}}(\omega)$ is given by (5). Moreover, this maximum distortion is achieved when the attack signal $\{\mathbf{n}_k\}$ is chosen as a stationary colored Gaussian process with power spectrum

$$S_{\mathbf{n}}(\omega) = \frac{|e^{j\omega} - a|^2}{b^2 c^2} \frac{\zeta S_{\mathbf{y}}^2(\omega)}{1 - \zeta S_{\mathbf{y}}(\omega)}. \quad (14)$$

B. Feedback Control Systems

We will now proceed to examine (closed-loop) feedback control systems in this subsection. Specifically, consider the feedback control system depicted in Fig. 4, where the state-space model of the plant is given by

$$\begin{cases} \mathbf{x}_{k+1} &= a\mathbf{x}_k + b\mathbf{u}_k + \mathbf{w}_k, \\ \mathbf{y}_k &= c\mathbf{x}_k + \mathbf{v}_k, \end{cases}$$

while $K(z)$ is the transfer function of the (dynamic) output controller. Herein, $\mathbf{x}_k \in \mathbb{R}$ is the system state, $\mathbf{u}_k \in \mathbb{R}$ is the system input, $\mathbf{y}_k \in \mathbb{R}$ is the system output, $\mathbf{w}_k \in \mathbb{R}$ is the process noise, and $\mathbf{v}_k \in \mathbb{R}$ is the measurement noise. The system matrices are $a \in \mathbb{R}$, $b \in \mathbb{R}$, and $c \in \mathbb{R}$. Note that the plant is not necessarily stable, i.e., $0 \leq |a| < \infty$. Meanwhile, we assume that $b, c \neq 0$, i.e., the plant is controllable and observable, and thus can be stabilized by controller $K(z)$. On the other hand, the transfer function of the plant is given by

$$P(z) = \frac{bc}{z - a}.$$

Suppose that $\{\mathbf{w}_k\}$ and $\{\mathbf{v}_k\}$ are stationary white Gaussian with variances $\sigma_{\mathbf{w}}^2$ and $\sigma_{\mathbf{v}}^2$, respectively. Furthermore, $\{\mathbf{w}_k\}$, $\{\mathbf{v}_k\}$, and \mathbf{x}_0 are assumed to be mutually independent. Assume also that $K(z)$ stabilizes $P(z)$, i.e., the closed-loop system is stable. Accordingly, $\{\mathbf{x}_k\}$ and $\{\mathbf{y}_k\}$ are both stationary, and denote their power spectra by $S_{\mathbf{x}}(\omega)$ and $S_{\mathbf{y}}(\omega)$, respectively.

Consider then the scenario that an attack signal $\{\mathbf{n}_k\}$, $\mathbf{n}_k \in \mathbb{R}$, is to be added to the input of the system $\{\mathbf{u}_k\}$ to deviate the system state $\{\mathbf{x}_k\}$, while aiming to be stealthy in the system output; see the depiction in Fig. 5. Suppose that the attack signal $\{\mathbf{n}_k\}$ is independent of $\{\mathbf{w}_k\}$, $\{\mathbf{v}_k\}$, and \mathbf{x}_0 ; consequently, $\{\mathbf{n}_k\}$ is independent of $\{\mathbf{x}_k\}$ and $\{\mathbf{y}_k\}$ as well.

The following theorem, as the second main result of this paper, characterizes the fundamental tradeoff between the distortion in state and the stealthiness in output for feedback control systems.

Theorem 2: Consider the feedback control system under injection attacks depicted in Fig. 5. Suppose that the attacker needs to design the attack signal $\{\mathbf{n}_k\}$ to satisfy the following attack goal in terms of state distortion:

$$\mathbb{E}[(\hat{\mathbf{x}}_k - \mathbf{x}_k)^2] \geq D. \quad (15)$$

Then, the minimum KL divergence rate between the original output and the attacked output is given by

$$\begin{aligned} & \inf_{\mathbb{E}[(\hat{\mathbf{x}}_k - \mathbf{x}_k)^2] \geq D} \text{KL}_\infty(p_{\hat{\mathbf{y}}}\|p_{\mathbf{y}}) \\ &= \frac{1}{2\pi} \int_0^{2\pi} \frac{1}{2} \left\{ \frac{S_{\hat{\mathbf{n}}}(\omega)}{S_{\mathbf{y}}(\omega)} - \ln \left[1 + \frac{S_{\hat{\mathbf{n}}}(\omega)}{S_{\mathbf{y}}(\omega)} \right] \right\} d\omega, \end{aligned} \quad (16)$$

where

$$S_{\hat{\mathbf{n}}}(\omega) = \frac{\zeta S_{\mathbf{y}}^2(\omega)}{1 - \zeta S_{\mathbf{y}}(\omega)}, \quad (17)$$

and $S_{\mathbf{y}}(\omega)$ is given by

$$\begin{aligned} S_{\mathbf{y}}(\omega) &= \left| \frac{c}{e^{j\omega} - a + K(e^{j\omega})bc} \right|^2 \sigma_{\mathbf{w}}^2 \\ &+ \left| \frac{e^{j\omega} - a}{e^{j\omega} - a + K(e^{j\omega})bc} \right|^2 \sigma_{\mathbf{v}}^2. \end{aligned} \quad (18)$$

Herein, ζ is the unique constant that satisfies

$$\frac{1}{2\pi} \int_{-\pi}^{\pi} \frac{\zeta S_{\mathbf{y}}^2(\omega)}{1 - \zeta S_{\mathbf{y}}(\omega)} d\omega = c^2 D, \quad (19)$$

while

$$0 < \zeta < \min_{\omega} \frac{1}{S_{\mathbf{y}}(\omega)}. \quad (20)$$

Moreover, in order to achieve this minimum KL divergence rate, $\{\mathbf{n}_k\}$ should be chosen as a stationary colored Gaussian process with power spectrum

$$S_{\mathbf{n}}(\omega) = \left| \frac{e^{j\omega} - a + K(e^{j\omega})bc}{bc} \right|^2 \frac{\zeta S_{\mathbf{y}}^2(\omega)}{1 - \zeta S_{\mathbf{y}}(\omega)}. \quad (21)$$

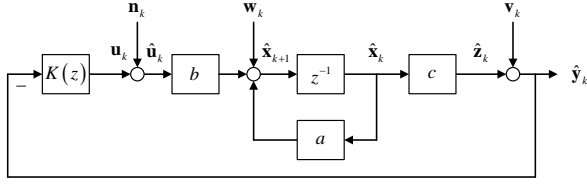


Fig. 5. A Feedback Control System under Injection Attack.

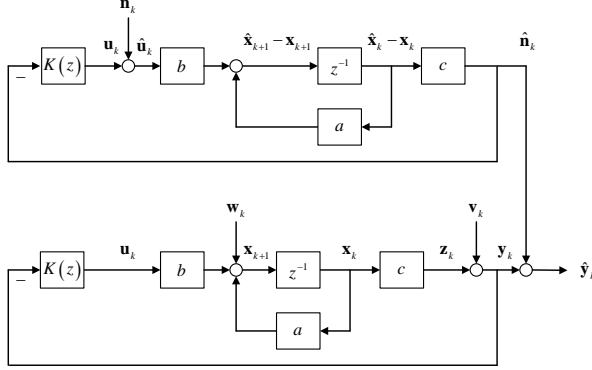


Fig. 6. A Feedback Control System under Injection Attack: Equivalent System.

Proof: Note first that when the closed-loop system is stable, the power spectrum of $\{y_k\}$ is given by

$$\begin{aligned}
 S_y(\omega) &= \frac{1}{b^2} \left| \frac{P(e^{j\omega})}{1 + K(e^{j\omega})P(e^{j\omega})} \right|^2 \sigma_w^2 \\
 &\quad + \left| \frac{1}{1 + K(e^{j\omega})P(e^{j\omega})} \right|^2 \sigma_v^2 \\
 &= \frac{1}{b^2} \left| \frac{\frac{bc}{e^{j\omega} - a}}{1 + K(e^{j\omega})\frac{bc}{e^{j\omega} - a}} \right|^2 \sigma_w^2 \\
 &\quad + \left| \frac{1}{1 + K(e^{j\omega})\frac{bc}{e^{j\omega} - a}} \right|^2 \sigma_v^2 \\
 &= \left| \frac{c}{e^{j\omega} - a + K(e^{j\omega})bc} \right|^2 \sigma_w^2 \\
 &\quad + \left| \frac{e^{j\omega} - a}{e^{j\omega} - a + K(e^{j\omega})bc} \right|^2 \sigma_v^2.
 \end{aligned}$$

Note then that since the systems are linear, the system in Fig. 5 is equivalent to that of Fig. 6, where

$$\hat{y}_k = y_k + \hat{n}_k,$$

and $\{\hat{n}_k\}$ is the output of the closed-loop system composed by the controller $K(z)$ and the plant

$$\begin{cases} \hat{\mathbf{x}}_{k+1} - \mathbf{x}_{k+1} &= a(\hat{\mathbf{x}}_k - \mathbf{x}_k) + b\mathbf{n}_k, \\ \hat{\mathbf{n}}_k &= c(\hat{\mathbf{x}}_k - \mathbf{x}_k), \end{cases}$$

with $\{\mathbf{n}_k\}$ being the system input, as depicted by the upper half of Fig. 6. Meanwhile, as in the case of Fig. 2, the system in Fig. 6 may be viewed as a ‘‘virtual channel’’ modeled as

$$\hat{y}_k = y_k + \hat{n}_k$$

with noise constraint

$$\mathbb{E}[\hat{\mathbf{n}}_k^2] \geq c^2 D,$$

where $\{y_k\}$ is the channel input, $\{\hat{y}_k\}$ is the channel output, and $\{\hat{n}_k\}$ is the channel noise that is independent of $\{y_k\}$. Then, following procedures similar to those in the proof of Theorem 1, it can be derived that

$$\begin{aligned}
 &\inf_{\mathbb{E}[(\hat{\mathbf{x}}_k - \mathbf{x}_k)^2] \geq D} \text{KL}_\infty(p_{\hat{y}} \| p_y) \\
 &= \frac{1}{2\pi} \int_0^{2\pi} \frac{1}{2} \left\{ \frac{S_{\hat{n}}(\omega)}{S_y(\omega)} - \ln \left[1 + \frac{S_{\hat{n}}(\omega)}{S_y(\omega)} \right] \right\} d\omega,
 \end{aligned}$$

where

$$S_{\hat{n}}(\omega) = \frac{\zeta S_y^2(\omega)}{1 - \zeta S_y(\omega)},$$

and ζ is the unique constant that satisfies

$$\frac{1}{2\pi} \int_{-\pi}^{\pi} S_{\hat{n}}(\omega) d\omega = \frac{1}{2\pi} \int_{-\pi}^{\pi} \frac{\zeta S_y^2(\omega)}{1 - \zeta S_y(\omega)} d\omega = c^2 D,$$

while

$$0 < \zeta < \min_{\omega} \frac{1}{S_y(\omega)}.$$

In addition, since

$$\begin{aligned}
 S_{\hat{n}}(\omega) &= \left| \frac{P(e^{j\omega})}{1 + K(e^{j\omega})P(e^{j\omega})} \right|^2 S_n(\omega) \\
 &= \left| \frac{\frac{bc}{e^{j\omega} - a}}{1 + K(e^{j\omega})\frac{bc}{e^{j\omega} - a}} \right|^2 S_n(\omega) \\
 &= \left| \frac{bc}{e^{j\omega} - a + K(e^{j\omega})bc} \right|^2 S_n(\omega),
 \end{aligned}$$

we have

$$\begin{aligned}
 S_n(\omega) &= \left| \frac{e^{j\omega} - a + K(e^{j\omega})bc}{bc} \right|^2 S_{\hat{n}}(\omega) \\
 &= \left| \frac{e^{j\omega} - a + K(e^{j\omega})bc}{bc} \right|^2 \frac{\zeta S_y^2(\omega)}{1 - \zeta S_y(\omega)}.
 \end{aligned}$$

This concludes the proof. \blacksquare

It is worth mentioning that the $S_y(\omega)$ for Theorem 2 is given by (18), which differs significantly from that given by (5) for Theorem 1, although the notation are the same. Accordingly, η , $S_n(\omega)$, and so on, will all be different between the two cases in spite of the same notations.

Note also that $S_n(\omega)$ can be rewritten as

$$S_n(\omega) = \left| \frac{1 + K(e^{j\omega})P(e^{j\omega})}{P(e^{j\omega})} \right|^2 \frac{\zeta S_y^2(\omega)}{1 - \zeta S_y(\omega)}, \quad (22)$$

which indicates that the attacker only needs to know the power spectrum of the original system output $\{y_k\}$ and the transfer function (from $\{\mathbf{n}_k\}$ to $\{\hat{y}_k\}$) of the closed-loop system in order to carry out this worst-case attack.

Again, we may examine the dual problem as follows.

Corollary 2: Consider the dynamical system under injection attacks depicted in Fig. 5. Then, in order for the attacker to ensure that the KL divergence rate between the

original output and the attacked output is upper bounded by a (positive) constant R as

$$\text{KL}_\infty(p_{\hat{\mathbf{y}}}\|p_{\mathbf{y}}) \leq R, \quad (23)$$

the maximum state distortion $\mathbb{E}[(\hat{\mathbf{x}}_k - \mathbf{x}_k)^2]$ that can be achieved is given by

$$\begin{aligned} & \sup_{\text{KL}_\infty(p_{\hat{\mathbf{y}}}\|p_{\mathbf{y}}) \leq R} \mathbb{E}[(\hat{\mathbf{x}}_k - \mathbf{x}_k)^2] \\ &= \frac{1}{2\pi} \int_{-\pi}^{\pi} \frac{1}{c^2} \left[\frac{\zeta S_{\mathbf{y}}^2(\omega)}{1 - \zeta S_{\mathbf{y}}(\omega)} \right] d\omega, \end{aligned} \quad (24)$$

where ζ satisfies

$$\frac{1}{2\pi} \int_0^{2\pi} \frac{1}{2} \left\{ \frac{\zeta S_{\mathbf{y}}(\omega)}{1 - \zeta S_{\mathbf{y}}(\omega)} - \ln \left[\frac{1}{1 - \zeta S_{\mathbf{y}}(\omega)} \right] \right\} d\omega = R, \quad (25)$$

while

$$0 < \zeta < \min_{\omega} \frac{1}{S_{\mathbf{y}}(\omega)}. \quad (26)$$

Note that herein $S_{\mathbf{y}}(\omega)$ is given by (18). Moreover, this maximum distortion is achieved when the attack signal $\{\mathbf{n}_k\}$ is chosen as a stationary colored Gaussian process with power spectrum

$$S_{\mathbf{n}}(\omega) = \left| \frac{e^{j\omega} - a + K(e^{j\omega})bc}{bc} \right|^2 \frac{\zeta S_{\mathbf{y}}^2(\omega)}{1 - \zeta S_{\mathbf{y}}(\omega)}. \quad (27)$$

IV. CONCLUSION

In this paper, we have presented the fundamental stealthiness-distortion tradeoffs of linear Gaussian open-loop dynamical systems and (closed-loop) feedback control systems under data injection attacks, and explicit formulas have been obtained in terms of power spectra that characterize analytically the stealthiness-distortion tradeoffs as well as the properties of the worst-case attacks. Potential future research directions include the investigation of such tradeoffs for state estimation systems.

REFERENCES

- [1] S. Kullback and R. A. Leibler, "On information and sufficiency," *The Annals of Mathematical Statistics*, vol. 22, no. 1, pp. 79–86, 1951.
- [2] S. Kullback, *Information Theory and Statistics*. Courier Corporation, 1997.
- [3] T. M. Cover and J. A. Thomas, *Elements of Information Theory*. John Wiley & Sons, 2006.
- [4] S. M. Kay, *Information-theoretic Signal Processing and its Applications*. Sachuest Point Publishers, 2020.
- [5] L. Pardo, *Statistical Inference Based on Divergence Measures*. CRC Press, 2006.
- [6] A. Lindquist and G. Picci, *Linear Stochastic Systems: A Geometric Approach to Modeling, Estimation and Identification*. Springer, 2015.
- [7] A. Stoorvogel and J. Van Schuppen, "System identification with information theoretic criteria," in *Identification, Adaptation, Learning: The Science of Learning Models from Data*, S. Bittanti and G. Picci, Eds. Springer, 1996.

- [8] I. Goodfellow, Y. Bengio, A. Courville, and Y. Bengio, *Deep Learning*. MIT Press, 2016.
- [9] H. V. Poor, *An Introduction to Signal Detection and Estimation*. Springer, 2013.
- [10] C.-Z. Bai, V. Gupta, and F. Pasqualetti, "On kalman filtering with compromised sensors: Attack stealthiness and performance bounds," *IEEE Transactions on Automatic Control*, vol. 62, no. 12, pp. 6641–6648, 2017.
- [11] C.-Z. Bai, F. Pasqualetti, and V. Gupta, "Data-injection attacks in stochastic control systems: Detectability and performance tradeoffs," *Automatica*, vol. 82, pp. 251–260, 2017.
- [12] R. Poovendran, K. Sampigethaya, S. K. S. Gupta, I. Lee, K. V. Prasad, D. Corman, and J. L. Paunicka, "Special issue on cyber-physical systems [scanning the issue]," *Proceedings of the IEEE*, vol. 100, no. 1, pp. 6–12, 2012.
- [13] K. H. Johansson, G. J. Pappas, P. Tabuada, and C. J. Tomlin, "Guest editorial special issue on control of cyber-physical systems," *IEEE Transactions on Automatic Control*, vol. 59, no. 12, pp. 3120–3121, 2014.
- [14] H. Sandberg, S. Amin, and K. H. Johansson, "Cyberphysical security in networked control systems: An introduction to the issue," *IEEE Control Systems Magazine*, vol. 35, no. 1, pp. 20–23, 2015.
- [15] P. Cheng, L. Shi, and B. Sinopoli, "Guest editorial special issue on secure control of cyber-physical systems," *IEEE Transactions on Control of Network Systems*, vol. 4, no. 1, pp. 1–3, 2017.
- [16] J. Giraldo, D. Urbina, A. Cardenas, J. Valente, M. Faisal, J. Ruths, N. O. Tippenhauer, H. Sandberg, and R. Candell, "A survey of physics-based attack detection in cyber-physical systems," *ACM Computing Surveys (CSUR)*, vol. 51, no. 4, p. 76, 2018.
- [17] S. Weerakkody, O. Ozel, Y. Mo, and B. Sinopoli, "Resilient control in cyber-physical systems: Countering uncertainty, constraints, and adversarial behavior," *Foundations and Trends® in Systems and Control*, vol. 7, no. 1-2, pp. 1–252, 2019.
- [18] S. M. Dibaji, M. Pirani, D. B. Flamholz, A. M. Annaswamy, K. H. Johansson, and A. Chakraborty, "A systems and control perspective of cps security," *Annual Reviews in Control*, vol. 47, pp. 394–411, 2019.
- [19] M. S. Chong, H. Sandberg, and A. M. Teixeira, "A tutorial introduction to security and privacy for cyber-physical systems," in *Proceedings of the European Control Conference (ECC)*, 2019, pp. 968–978.
- [20] R. Zhang and P. Venkitasubramaniam, "Stealthy control signal attacks in linear quadratic Gaussian control systems: Detectability reward tradeoff," *IEEE Transactions on Information Forensics and Security*, vol. 12, no. 7, pp. 1555–1570, 2017.
- [21] E. Kung, S. Dey, and L. Shi, "The performance and limitations of ϵ -stealthy attacks on higher order systems," *IEEE Transactions on Automatic Control*, vol. 62, no. 2, pp. 941–947, 2016.
- [22] Z. Guo, D. Shi, K. H. Johansson, and L. Shi, "Worst-case stealthy innovation-based linear attack on remote state estimation," *Automatica*, vol. 89, pp. 117–124, 2018.
- [23] T. T. Georgiou, J. Karlsson, and M. S. Takyar, "Metrics for power spectra: An axiomatic approach," *IEEE Transactions on Signal Processing*, vol. 57, no. 3, pp. 859–867, 2008.
- [24] A. Ferrante, C. Masiero, and M. Pavon, "Time and spectral domain relative entropy: A new approach to multivariate spectral estimation," *IEEE Transactions on Automatic Control*, vol. 57, no. 10, pp. 2561–2575, 2012.
- [25] S. Fang and Q. Zhu, "Independent Gaussian distributions minimize the Kullback–Leibler (KL) divergence from independent Gaussian distributions," *arXiv preprint arXiv: 2011.02560*, 2020.
- [26] U. Grenander and G. Szegő, *Toeplitz Forms and Their Applications*. University of California Press, 1958.
- [27] M. S. Pinsky, *Information and Information Stability of Random Variables and Processes*. San Francisco, CA: Holden Day, 1964.
- [28] J. Gutiérrez-Gutiérrez and P. M. Crespo, "Asymptotically equivalent sequences of matrices and Hermitian block Toeplitz matrices with continuous symbols: Applications to MIMO systems," *IEEE Transactions on Information Theory*, vol. 54, no. 12, pp. 5671–5680, 2008.
- [29] P. Stoica and R. Moses, *Spectral Analysis of Signals*. Prentice Hall, 2005.
- [30] L. Ljung, *System Identification: Theory For the User*. Prentice Hall, 1999.