

AUTHOR'S ORIGINAL MANUSCRIPT (AOM)

A Branch and Bound Based on NSGAII Algorithm for Multi-Objective Mixed Integer Non Linear Optimization Problems

A. Jaber ^{a,b}, P. Lafon^a and R. Younes^b

^a University of Technology of Troyes, France; ^b Lebanese University, Lebanon

ARTICLE HISTORY

Compiled November 30, 2021

ABSTRACT

Multi-Objective Mixed Integer Non-Linear Programming problems (MO-MINLPs) appear in several real-world applications, especially in the mechanical engineering field. To determine a good approximated Pareto front for this type of problems, we propose a general hybrid approach based on a Multi Criteria Branch-and-Bound (MCBB) and Non-dominated Sorting Genetic Algorithm 2 (NSGAII). We present a computational experiment based on statistical assessment to compare the performance of the proposed algorithm (BnB-NSGAII) with NSGAII using well-known metrics from literature. We propose a new metric, Investment Ratio (IR), that relate the quality of solution to the consumed effort. We consider five real world mechanical engineering problems and two mathematical ones to be used as test problems in this experiment. Experimental results indicate that BnB-NSGAII could be a competitive alternative for solving MO-MINLPs.

KEYWORDS

Multi-criteria; branch-and-bound; NSGAII; MINLP; mixed variables

1. Introduction

Mixed Integer Non-Linear Programming (MINLP) problems appear in several real-world applications (Cacchiani and D'Ambrosio 2017). Those are characterized by a combination of continuous variables with integer, binary, and/or categorical variables, the latter ones, being discrete, must take their values from a finite predefined list or set of categories. Categorical variables may be integers that represent the index of non-numeric values in a catalogue, such as colour, shape, or type of material (Abramson et al. 2009). A plethora of optimization methods were developed to solve these kinds of problems. They can be classified into two categories: mono-objective that aims to solve optimization problems having one objective function resulting in an optimal solution, and multi-objective methods that aim to solve multi-objective MINLPs (MO-MINLP) resulting in a set of solutions called Pareto Front.

In another manner, optimization methods can be classified into exact, approximate, or hybrid methods (Puchinger and Raidl 2005). Exact methods are deterministic algorithms that converge towards a solution that satisfies some optimality conditions. These algorithms have been successfully applied to many engineering design problems (Rao and Savsani 2012). Exact methods guarantee to find the real optimum of

the problem. However, the computation cost increases prohibitively when the combinatorial space resulted from integer variables is large. Another aspect related to exact methods that solve MINLPs is that most of them rely on the concept of integer relaxation, which may be not desired in some cases. The other hand, approximate methods are stochastic in nature with probabilistic transition rules. These techniques were developed to overcome the shortcomings of exact methods. They can solve complex optimization problems resulting in a good quality solution in a relatively short time.

Non-Dominated Sorting Genetic Algorithm 2 (NSGAII) (Deb et al. 2002) is a well-known metaheuristic method that can natively handle MO-MINLPs. Any metaheuristic consists of two forces, exploration force and exploitation force. Exploration is the process of visiting entirely new regions of a search space, whilst exploitation is the process of visiting those regions of a search space within the neighbourhood of previously visited points. Enhancing exploration force of NSGAII has been a point of interest for many researchers. A literature review was done for distinct trials for this enhancement in (Črepinšek, Liu, and Mernik 2013). NSGAII exploration and exploitation forces depend on the cross-over and mutation mechanisms. Most researchers address those mechanisms to enhance the exploration strength.

On the other hand, quite an impressive number of algorithms were reported that do not purely follow the paradigm of a single traditional metaheuristic (Blum et al. 2011). On the contrary, they combine various algorithmic components, often originating from algorithms of other research areas on optimization. These approaches are commonly referred to as hybrid metaheuristics .

The hybridization of metaheuristics with tree search techniques is probably one of the most popular lines of combining different algorithms for optimization. One of the basic ingredients of an optimization technique is a mechanism for exploring the search space, that is, the space of valid solutions to the considered optimization problem. The hybridization of metaheuristics with branch and bound concepts is rather recent (Blum et al. 2008). Branch and bound is a well-known generic method for exploring the domain space of mono-objective MINLPs based on the “divide to conquer” idea. It consists in an implicit enumeration principle, viewed as a search tree. The partitioning of this tree is called branching. A branch and bound algorithm produces for each subspace in the search tree an upper bound as well as a lower bound of the objective function. These bounds are used to decide if the whole subspace can be discarded, or if it has to be further partitioned.

This article aims to develop and investigate the performance of a new hybrid algorithm to improve the quality of optimal solutions, i.e. Pareto front, for real mechanical engineering design optimization MO-MINLP problem by hybridization of branch and bound algorithm and metaheuristic algorithm.

1.1. *Combining mono-objective branch and bound with metaheuristics*

A first attempt to combine branch and bound with an evolutionary algorithm has been carried in (Nagar, Heragu, and Haddock 1996). At the first stage of the algorithm, branch and bound is executed up to a fixed tree-level k . Lower bounds are evaluated using a heuristic method. The second stage consists in the execution of the evolutionary algorithm on the active nodes. In (Cotta and Troya 2003), a framework based on branch and bound is presented as an operator embedded in the evolutionary algorithm. The resulting hybrid operator intelligently explores the possible children

of the solutions being recombined, providing the best combination of them that can be constructed without introducing implicit mutation. In (Woodruff 1999), a chunking based strategy is proposed to decide at each node of the branch and bound tree whether or not a metaheuristic is called to eventually find a better incumbent solution. In (Jozefowiez, Semet, and Talbi 2007), NSGAI generates potentially Pareto optimal solutions, which are used to build sub-problems; these sub-problems are then solved using the branch-and-cut algorithm. In (Puchinger, Raidl, and Koller 2004) the evolutionary algorithm is based on an order representation, specific recombination and mutation operators, and a decoding heuristic. In one variant, branch-and-bound is occasionally applied to locally optimize parts of a solution during decoding. In (Blum et al. 2008), branch and bound concepts are used to make the solution construction process of ant colony optimization more effective. In (Backer et al. 2000), the authors only use the constraint programming system, which uses the technique of depth-first branch and bound, to check the validity of solutions and determine the values of constrained variables, not to search for solutions. Extensive literature reviews on this topic are available in (Puchinger and Raidl 2005; Blum et al. 2011; Ehrgott and Gandibleux 2008).

1.2. *Combining multi-objective branch and bound with heuristics*

Although the branch and bound was first suggested in (1960) (Land and Doig 1960), the first complete algorithm introduced as a multi-objective branch and bound, that was identified in (Przybylski and Gandibleux 2017), was proposed in (1983) (Kiziltan and Yucaoglu 1983). The first branch-and-bound algorithm for multi-objective mixed binary linear problems MO-MILP was proposed later in (1998) (Mavrotas and Diakoulaki 1998). Multi-Criteria Branch and Bound (MCBB) proposed in (Mavrotas and Diakoulaki 1998) is a vector maximization approach capable of producing all the efficient extreme solutions of Mixed 0-1 multi-objective linear problems. For this purpose, the conventional branch and bound algorithm was properly modified, to find all the non-dominated solutions of multiple objective problems, after the exhaustive examination of all possible combinations of the binary variables.

In (Cacchiani and D’Ambrosio 2017) the authors propose a heuristic algorithm based on an MCBB. It starts with a set of feasible points obtained at the root node of the enumeration tree by solving it iteratively by ϵ -constraint method. Lower bounds are derived by optimally solving Non-Linear Programming problems (NLPs) by relaxing the integer constraint. Each leaf node of the enumeration tree corresponds to a convex multi-objective NLP, which is solved heuristically by varying the weights in a weighted sum approach. In (Florios, Mavrotas, and Diakoulaki 2010), the authors use exact as well as approximate algorithms. The exact algorithm is a properly modified version of MCBB algorithm, which is further customized by suitable heuristics. Three branching heuristics and a more general-purpose composite branching and construction heuristic are devised. In (Wang and Liu 2013), the authors develop a heuristic method based on MCBB structure. Several lower bounds, upper bounds and dominance rules are combined into the proposed heuristic method.

1.3. *Contributions*

In this article, we focus on multi-objective mixed-integer non-linear problems, in which the non-linear functions are non-convex ones and a subset of the variables are

required to be an integer. Many real-world applications are characterized by this type of problem, especially in the mechanical engineering field. Some of these problems are required to be solved natively, i.e. the integer constraint cannot be relaxed. To determine a good approximated Pareto front for such problems, we propose a general hybrid approach based on an MCBB and NSGAII, in which to the best of our knowledge, this is the first attempt to combine MCBB with metaheuristics. The success of using metaheuristics with mono-objective branch and bound is the main motive to propose using them with the multi-criteria branch and bound. We present computational experiments based on a statistical assessment to compare the performance of the proposed algorithm with NSGAII, by solving five mechanical problems and two mathematical ones as test problems, using well-known metrics from literature in addition to a newly proposed metric that we call Investment Ratio (IR).

The rest of article is organized as follows. Our proposed hybrid approach is explained in section 2. Section 3 is devoted to presenting the numerical experiment used to test the proposed algorithm. Computational results are reported and discussed in section 4. Finally, an overall conclusion is drawn in section 5.

2. A Branch and Bound based NSGAII

In our proposed algorithm, MCBB is used to enhance the exploration force of NSGAII by investigating the mixed-integer domain space through branching it to subdomains, then NSGAII bounds each one. In this way, MCBB guides the search using the lower bounds obtained by NSGAII. We call this approach BnB-NSGAII.

The general multi-Objective MINLP problem ($\mathcal{P}_{\text{MO-MINLP}}$) is defined as follows,

$$\begin{aligned} & \underset{\mathbf{x}, \mathbf{y}}{\text{minimize}} && \mathbf{f}(\mathbf{x}, \mathbf{y}) = f_1(\mathbf{x}, \mathbf{y}), \dots, f_p(\mathbf{x}, \mathbf{y}) \\ & \text{subject to} && c_j(\mathbf{x}, \mathbf{y}) \geq 0, j = 1, \dots, m \\ & && c_j(\mathbf{x}, \mathbf{y}) = 0, j = m + 1, \dots, l \\ & && l_c \leq \mathbf{x} \leq u_c, \mathbf{x} \in \mathbb{R}^{n_c} \\ & && l_e \leq \mathbf{y} \leq u_e, \mathbf{y} \in \mathbb{N}^{n_e} \end{aligned} \tag{1}$$

In this formulation, the problem $\mathcal{P}_{\text{MO-MINLP}}$ contains a total of $n = n_c + n_e$ variables, with n_e integer variables and n_c continuous variables. These n variables are subject to take values in the domain defined by the lower l_c , l_e and upper u_c , u_e bounds. It is assumed here that the functions $f_1(\mathbf{x}, \mathbf{y}), \dots, f_k(\mathbf{x}, \mathbf{y}), \dots, f_p(\mathbf{x}, \mathbf{y})$ and $c_j(\mathbf{x}, \mathbf{y})$ are non-linear functions and not necessarily convex.

$\mathcal{P}_{\text{MO-MINLP}}$ is complex and expensive to solve. The general idea is thus to solve several simpler problems instead. A trivial approach is to enumerate all possible configurations of integer variables. Then for each combination, $\mathcal{P}_{\text{MO-MINLP}}$ is solved as Multi-Objective continuous Non-Linear problem ($\mathcal{P}_{\text{MO-NLP}}$), which is defined as the following formulation, since all integer variables are fixed such that $\mathbf{y} = \bar{\mathbf{y}}$.

$$\begin{aligned} & \underset{\mathbf{x}, \bar{\mathbf{y}}}{\text{minimize}} && \mathbf{f}(\mathbf{x}, \bar{\mathbf{y}}) = f_1(\mathbf{x}, \bar{\mathbf{y}}), \dots, f_p(\mathbf{x}, \bar{\mathbf{y}}) \\ & \text{subject to} && c_j(\mathbf{x}, \bar{\mathbf{y}}) \geq 0, j = 1, \dots, m \\ & && c_j(\mathbf{x}, \bar{\mathbf{y}}) = 0, j = m + 1, \dots, l \\ & && l_c \leq \mathbf{x} \leq u_c, \mathbf{x} \in \mathbb{R}^{n_c} \end{aligned} \tag{2}$$

This technique is applicable when the number of configurations is relatively small, i.e the combinatorial space of the integer variables is small. The computation time increases prohibitively when the combinatorial space is large. The growth is exponential concerning numbers of integer variables. However in (Mavrotas and Diakoulaki 1998), MCBB divides $\mathcal{P}_{\text{MO-MINLP}}$ by constructing a combinatorial tree that aim to partition the root node problem, $\mathcal{P}_{\text{MO-MINLP}}$, into a finite number of subproblems $Pr_1, \dots, Pr_s, \dots, Pr_n$, each Pr_s is considered as a node. By solving each node for each subproblem Pr_s approached, one of the following scenarios must be revealed:

- Pr_s is infeasible, means that no solution satisfies all constraints.
- There exists a candidate optimal solution, but it is useless to compute it since it can be proved that it is not better than a previously obtained one.
- There exists an optimal solution that must be computed.

In the 1st and the 2nd cases, Pr_s is discarded (pruned, fathomed) while in the 3rd case, a further branching of the combinatorial tree is done by dividing Pr_s into farther subproblems, called children nodes. If a node cannot be divided anymore, it is called a leaf node. Leaf nodes are then solved as $\mathcal{P}_{\text{MO-NLP}}$.

2.1. BnB-NSGAII

MCBB usually uses deterministic algorithms so they can bound the node and solve the leaf. However, the computation cost increases prohibitively when the combinatorial space is large. To avoid this, we propose to use a metaheuristic method instead. The main concept of MCBB is to solve each objective function in Pr_s independently, i.e. MCBB converts $\mathcal{P}_{\text{MO-MINLP}}$ to mono-objective MINLP problem at each node. In contrary, BnB-NSGAII divides the domain of $\mathcal{P}_{\text{MO-MINLP}}$ into smaller subdomains by constructing an exploratory tree that aims to direct the exploitation force in NSGAII to potential elements of the solution that were out of its sight.

The strategic stages defining a BnB-GA algorithm are branching procedure, upper and lower bound on the optimal value of a subproblem (bounding), choice of the subproblem to investigate (fathoming) and refinement of the obtained solution.

2.1.1. Branching

Branching is a separation procedure that splits a problem domain into subsets while ensuring that the union of the subsets remains equal to the complete set. The separation principle must, therefore, allow sharing all the integer combinations in smaller sub-spaces. In (Cacchiani and D'Ambrosio 2017), the branching strategy is in the following manner, for each level j , the j^{th} integer $y_j = l, \forall l \in \{(l_e)_j, (u_e)_j\}$, i.e. for $j = 0$, at root node all integer variables are not fixed, while at the 1st level, the problem is divided to s subproblems, where s is the number of values in $\{(l_e)_1, (u_e)_1\}$, and so on for higher levels. This branching strategy acts on the integer variables bounds l_e and u_e , thus, two types of sub-spaces of combinations might result:

- Those for which $\bar{l}_e = \bar{u}_e$, which means that all integer variables are fixed, thus a leaf is obtained, so it is associated with a problem of the type $\mathcal{P}_{\text{MO-NLP}}(\bar{y})$ with $\bar{y} = \bar{l}_e = \bar{u}_e$.
- Those for which $\bar{l}_e < \bar{u}_e$, which is associated with a problem of the type $\mathcal{P}_{\text{MO-MINLP}}(\bar{l}_e, \bar{u}_e)$ to obtain their bounds.

2.1.2. Bounding and Fathoming

Bounding a node means to evaluate its the upper and lower bounds. In a minimization problem, the lower bound of subproblem Pr_s is the value that is less than or equal to every solution in Pr_s . While the upper bound is the best known stored feasible solution, the value of this solution is called incumbent and is stored in an incumbent list P_N . For a multi-objective minimization problem, upper bound for each node is considered as the set of non-dominated points $(P_N)_s$ obtained by NSGAII. While a well-known lower bound is given by the ideal point P^I ,

$$P^I = \min f_k(\mathbf{x}, \mathbf{y}); \quad k = 1, \dots, p. \quad (3)$$

At the root node, P_N is initialized by adding the initial Pareto solution obtained via NSGAII by solving $\mathcal{P}_{\text{MO-MINLP}}$. P_N is then updated as NSGAII enumerates the combinatorial tree by adding the non-dominated solutions found in each children nodes.

The fathoming of a subset consists in not exploring it because this one and therefore all the subsets included in it will not contain optimal Pareto front elements. For that, it suffices to compare the evaluation of this subset with the lower bounding set. If this evaluation is dominant, then this subset may be explored again or it is fathomed. A node can be fathomed if its lower bound vector is dominated by at least one of the non-dominated points of the current set P_N , i.e. $P^I \geq P_N$, or if the node is infeasible.

It should be noted that conventional MCBB updates the incumbent list by adding the anchor points of non-fathomed nodes. While BnB-NSGAII returns a set of Pareto solutions from each non-fathomed node. This increases the number of non-dominated solutions that the lower bound of any child node will be compared with. Hence, BnB-NSGAII provides a higher potential for convergence.

The process is then iterated until all integer variables are fixed, thus a leaf is obtained. The leaf is then solved using NSGAII as $\mathcal{P}_{\text{MO-NLP}}$ solver obtaining a set of solutions $(P_N)_s$ which are then added to the incumbent list P_N . To this end, P_N may contain some elements that are dominated by $(P_N)_s$. So Pareto filtering is then applied to P_N to remove dominated elements.

2.2. Parameters Tuning

In NSGAII, population size, number of generations, cross-over and mutation probabilities parameters affect the performance. Tuning these parameters may result in a more desirable solution. In BnB-NSGAII, three different instances of NSGAII are called at different levels: root, node and leaf levels. This provides three levels of parameters tuning aiming for more adaptability to distinct problems. Algorithm 1 demonstrates the main loop of BnB-NSGAII, where \mathcal{N} is list of stored nodes, s is the current node, s' is child node of s and s_{max} is the maximum number of nodes.

3. Numerical Experiment

To evaluate the performance of the proposed algorithm, we present a benchmark experiment based on a statistical assessment to compare its performance to that of NSGAII. Both are tested on 7 MO-MINLP problems from the literature. The true Pareto solutions of these problems are known, so the Pareto fronts resulting from both algorithms

Algorithm 1: Main loop of BnB-NSGAI

```
1 Initialization
   $P_N = \emptyset, \mathcal{N} \leftarrow \emptyset$ 
  Solve  $\mathcal{P}_{\text{MO-MINLP}}$  by NSGAIroot
   $\mathcal{N} \leftarrow \mathcal{N}_0$ 
   $P_N \leftarrow (P_N)_0$ 
   $s \leftarrow 0$ 
   $s_{\max} \leftarrow n_{\text{nodes}} - 1$ 
2 while  $\mathcal{N} \neq \emptyset$  and  $s \leq s_{\max}$  do
3   Choosing a node,  $N_s$ , in the list  $\mathcal{N}$ .
4   Create a node  $N_{s'}$  from  $N_s$  by branching
5   if  $N_{s'} \neq \emptyset$  then
6     if  $(\bar{l}_e)_{s'} = (\bar{u}_e)_{s'}$  then
7       Solve  $N_{s'}$  as  $\mathcal{P}_{\text{MO-NLP}}(x_{s'}, y_{s'})$  by NSGAInode
8     else
9       Solve  $N_{s'}$  as  $\mathcal{P}_{\text{MO-MINLP}}(x_{s'}, y_{s'})$  by NSGAIleaf
10    end
11    if  $P_{s'}^I$  dominates  $P_N$  then
12       $P_N \leftarrow P_N + (P_N)_{s'}$ 
13      Pareto filtering of  $P_N$ 
14       $\mathcal{N} \leftarrow \mathcal{N} + \mathcal{N}_{s'}$ 
15    end
16  end
17   $s \leftarrow s + 1$ 
18  Cleaning the list  $\mathcal{N}$ : clear the leaf nodes.
19 end
```

can be compared to the true ones. We present evaluation criteria from literature for quantitative comparison of the performances.

3.1. Applications

To demonstrate the generality of the algorithm, the presented test problems are mixed integer/binary/discrete constrained/unconstrained problems having different Pareto shapes, discrete, continuous or discontinuous. In particular, five of the selected problems are mechanical optimization problems and two of them are mathematical ones. The formulations of these problems are declared in Appendix A. Although the proposed algorithm makes no assumptions on the number of objective functions, we select bi-objective problems for more comprehensive results, i.e. the Pareto front can be illustrated on a 2-dimensional objective domain.

Figure 1 illustrates the exact representation of the seven problems presented in this section. For each problem, the overall domain projection on the objective space is illustrated in grey, while the feasible one in red. The true Pareto for each problem is plotted in blue. The method used to obtain the true Pareto solution is explained in Appendix B. Table 1 summarizes various properties of the presented problems.

The gear train problem proposed in (Deb, Pratap, and Moitra 2000), represents a compound gear train which is to be designed to achieve a specific gear ratio between the driver and driven shafts. The objective of the gear train design is to find the number

of teeth in each of the four gears to minimize (i) the error between the obtained gear ratio and a required gear ratio of and (ii) the maximum size of any of the four gears. The solution of this unconstrained pure integer problem is illustrated in Figure 1(a) showing that its Pareto front is discrete.

The ball bearing pivot link was initially proposed in (Giraud and Lafon 1999) as a mono-objective problem, then reconstructed in (El Samrout 2019) to bi-objective one. In this problem, the aim is to minimize the relative mass of the system composed of a shaft and two ball bearings, and relative cost of bearings. Figure 1(b) shows the complexity of the domain. It also shows that the Pareto front of this problem is discrete.

The coupling with bolted rim proposed in (Giraud-Moreau and Lafon 2002) for torque transmission was reconstructed in (El Samrout 2019) to a bi-objective problem for which goal is to dimension the mechanism in a way that minimizes its cost and weight. Figure 1(c) shows a part of the bounded domain to focus on the feasible domain that is represented as patches of solutions. The Pareto solution of this problem is a discrete one. In the disk brake design problem, reported in (Osyczka and Kundu 1995; Tong, Chowdhury, and Messac 2016), there are two design objectives: minimize the mass of the brake and minimize the stopping time. The non-convex discontinuous Pareto front is observed in figure 1(d).

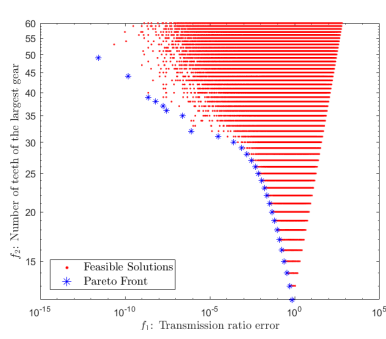
Next, bi-criterion optimization of the nine bar truss was considered in (Mela, Koski, and Silvennoinen 2007). The goal is to minimize the material volume V and the vertical displacement δ of the loaded node simultaneously. It is generally known that material volume and flexibility are strongly conflicting quantities in structural design. Figure 1(e) shows the minimal points of all the components of the problem. The convex minimal curves of the components intersect each other, resulting in a highly non-convex minimal curve for problem.

Mela problem is a mathematical problem proposed in (Mela, Koski, and Silvennoinen 2007). It is unconstrained and it is nearly linear, the quadratic term being the only nonlinear part of the problem. Figure 1(f) shows that even a mildly nonlinear problem can have a very complicated attainable set, there are many locally minimal points. The set of minimal points is not connected, but consists of subsets of minimal points of seven components.

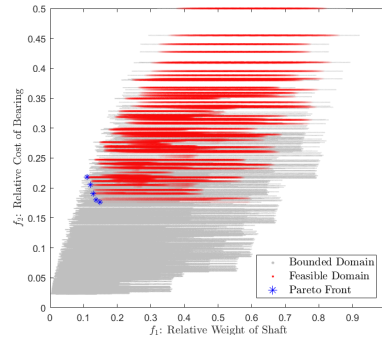
The analytical problem, which is adapted from (Dimkou and Papalexandri 1998; Tong, Chowdhury, and Messac 2016), is referred to as Tong problem. In this problem, the continuous variables are unbounded. However their bound can be deduced analytically from the constraints. To examine the exploration force of the optimization method, the bounds are set to generate a large-scale domain as shown in figure 1(g).

Table 1. Test problems properties

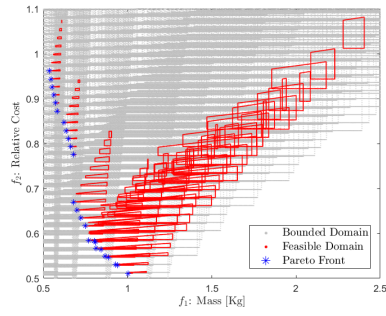
Problem	# Variables	# Integer Vars	Var Type	# Constraints	Pareto Type
<i>Gear</i>	4	4	Integer	0	Discrete
<i>Bearing</i>	4	2	Discrete	10	Discrete
<i>Coupling</i>	4	2	Discrete	4	Discrete
<i>Brake</i>	4	1	Integer	5	Discontinuous
<i>Truss</i>	9	6	Discrete	0	Discontinuous
<i>Mela</i>	10	8	Binary	0	Discontinuous
<i>Tong</i>	6	3	Binary	9	Continuous



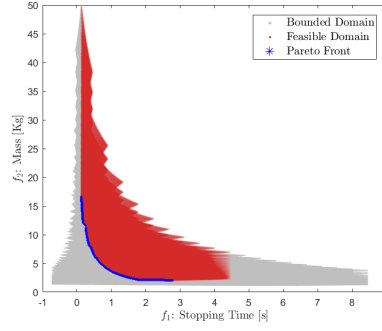
(a) Gear problem.



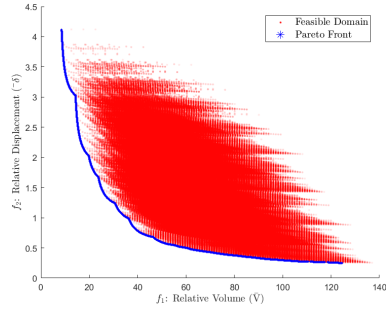
(b) Bearing problem.



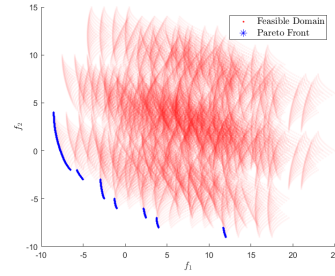
(c) Coupling problem.



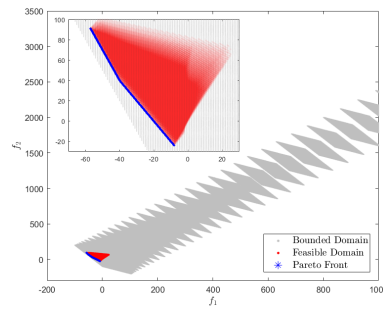
(d) Brake problem.



(e) Truss problem.



(f) Mela problem.



(g) Tong problem.

Figure 1. The attainable set of solutions of the test problems.

3.2. Evaluation Criteria

The evaluation of the optimization method is a necessary task that should be conducted properly. In this section, we present three ways to evaluate a multi-objective solver; namely accuracy metrics, computational effort and robustness.

Accuracy metrics are a sort of performance indicators that try to assess the quality of solutions in terms of precision. Several classifications of metrics can be found in the literature including convergence-based metrics, diversity-based indicators (Audet et al. 2018) and others. In this article, true Pareto front based metric will be used, since the true Pareto solutions of the proposed benchmark problems are known.

3.2.1. Cardinality Indicators

These metrics focus on the number of non-dominated points generated by a given algorithm. Cardinality indicators were reviewed in (Audet et al. 2018), among them is the overall non-dominated vector generation (ONVG). ONVG is the number of the Pareto front approximation generated by the algorithm:

$$\text{ONVG}(S) = |S| \quad (4)$$

Where $|S|$ is the number of points of the approximation Pareto set. Another indicator called the purity metric is found in (Custódio et al. 2011). It is used when comparing two or more approximate methods in the absence of the knowledge of the true Pareto. This indicator is slightly modified to involve the known true Pareto front. Let $|P|$ be the number of elements in the true Pareto set and $|F| = |S| \cup |P|$, and then removing from $|F|$ any dominated points. The modified purity metric is then given by:

$$\text{Purity}(S) = \frac{|S| \cap |F|}{|S|} \quad (5)$$

Therefore, this value represents the ratio of non-dominated points over the solution set. This metric is thus represented by a number between zero and one. Higher values indicate a better Pareto front in terms of the percentage of non-dominated points.

3.2.2. Convergence Metrics

Generational Distance (GD) (Van Veldhuizen and Lamont 2000) and Inverted Generational Distance (IGD) (Li and Zhang 2009) are well-known metrics with regard to convergence metrics. They compute the average distance from the approximated Pareto to the true one. For bi-objective problem, GD is defined as follows:

$$\text{GD} = \frac{\sqrt{\sum_{i=1}^{|S|} d_i^2}}{|S|} \quad (6)$$

Where d_i is the euclidean distance in objective function space between each approximated solution to the nearest true solution. A value of $GD = 0$ indicates that all the approximated solutions are on the true Pareto front. IGD substitute $|S|$ by $|P|$.

In the case of discrete Pareto, IGD indicator is used, while for continuous/discontinuous Pareto, GD indicator is used. Effect of the method used to obtain

the true Pareto on this metric is discussed in Appendix B.

3.2.3. Distribution and spread indicators

The spread (Δ) is another accuracy metric criteria introduced in (Deb 2001). It includes information about both uniformity and spread. The formulation of this metric for a bi-objective problem is:

$$\Delta = \frac{d_f + d_l + \sum_{n=1}^{n-1} |d_i - \bar{d}|}{d_f + d_l + (n-1)\bar{d}} \quad (7)$$

where d_f and d_l are the euclidean distances between the extreme solutions in the non dominated set obtained using the algorithm and the real Pareto front, n is the number of approximated solutions $n = |S|$, d_i is the euclidean distance between two consecutive solutions and \bar{d} is the average of all distances d_i , $i \in [1, n-1]$. The lower the spread indicator is, the better the solution is. Nevertheless, this indicator will never be zero, unless the spread of the true Pareto Δ_{True} is equal to zero and the solver succeeded to find it (see Appendix B). Thus, for more comprehensible evaluation, relative spread formulated in equation 8 is used,

$$d\Delta = |\Delta_{\text{True}} - \Delta_{\text{Approximate}}| \quad (8)$$

3.2.4. Computational Effort

The quantification of computational effort used by the algorithm to produce the optimal Pareto front is a good way to assess its effectiveness. In (Talbi 2009), the author considers the number of objective function evaluations is a good representation of the computational effort .

3.2.5. Robustness

The robustness of the algorithm should also be measured. This is done by running it several times to compensate for the impact of random parameters, which may cause the fluctuation of solution results. The lower the variability of the obtained solutions the better the robustness (Montgomery 2017).

3.2.6. Investment Ratio

The necessity of more accurate solutions with the toleration of more computational effort, a new metric that measures the potential improvement of the solution concerning computational cost is defined. In our case, the quality is the accuracy of the solution, while the cost is the computational effort. In the purpose of relating the quality and the cost in a single indicator that can represent how much the quality increased with respect to the cost, we propose the investment ratio indicator. Let Q_1 and Q_2 be the quality indicators resulting from 2 solvers being compared, and C_1 , C_2 be their cost. Let $q = Q_2/Q_1$ be quality ratio and $c = C_2/C_1$ be the computational cost ratio. The proposed Investment Ratio indicator (IR) is designed to regard various cases and is defined in equation 9.

$$\text{IR}(q, c) = \begin{cases} \frac{q}{c} & \text{if } q \geq 1 \\ -\frac{c}{q} & \text{if } q < 1 \end{cases} \quad (9)$$

The positive value of IR indicates that the quality is enhanced regardless of the cost ratio and vice versa. $IR \geq 1$ indicates a good investment, as $Q_2 > Q_1$ by improvement ratio higher than the cost one. For $IR \in]0, 1[$, this means that although the cost ratio is higher than the quality ratio, still the quality is enhanced. Here, the investment cannot be assessed obviously since it depends on the weights of the desire of the investor for a certain problem. $IR = -1$ indicates that the quality is reduced by the same cost reduction ratio, which is also an acceptable investment. Next, $IR \in]-1, 0[$ means that solver 2 obtained lower quality with lower computational effort, yet the cost is reduced by a higher ratio than the quality degradation ratio, this value also might be acceptable depends on the investor desire. Finally, $IR < -1$ indicates a bad investment in the absence of profitable improvement in either cost or quality.

In this experiment, GD and Δ are used as quality indicators, but since equation 9 assumes that the higher values of q mean higher quality, q is defined as the geometric mean between the inverse of the spread and GD as stated in equation 10. In particular, the mean value of the metrics is used,

$$q = \sqrt{\left(\frac{(GD_{NSGA})_{\text{mean}}}{(GD_{\text{BnB}})_{\text{mean}}} \cdot \frac{(\Delta_{NSGA})_{\text{mean}}}{(\Delta_{\text{BnB}})_{\text{mean}}} \right)} \quad (10)$$

3.3. Benchmark Experiment

Both NSGAII and BnB-NSGAII performances are affected by selecting different values of tuning parameters. In the purpose of impartial comparison between them, different tuning parameters are applied to each method on each of the 7 problems independently. To examine the robustness of the results, each problem is solved 20 times by each method for each combination.

In this experiment, the effect of tuning the parameters on NSGAII and BnB-NSGAII are tested considerably, mainly for population size and the number of generations for their direct effect on both quality of the solution and the computational effort consumed. It should be noted that the number of generations is affected by two parameters. First, the maximum allowable generations which terminate NSGAII process even if the optimality condition is not attained. Second, the process is terminated if the optimality condition didn't change over m generations, m being the maximum stall generations value to be tuned. This test is done by varying these parameters iteratively seeking for the best performance of NSGAII and BnB-NSGAII. The test considers the three tuning levels of BnB-NSGAII mentioned previously. Table 2 shows the values of distinct parameters used for both algorithms.

Best to best comparison is commonly used to compare the performances of distinct solvers. However, the best solution may be an outlier. For that, the presented benchmark is based on the distribution of values for each metric over the 20 iterations.

Table 2. Parameters used for NSGAI and BnB-NSGAI algorithms

Parameters	Value
Cross over probability	0.9
Mutation Probability	0.95
Population size	variable: 20 \rightarrow 1000
Allowable generations	variable: 20 \rightarrow 1000
Stall generations	variable: 20 \rightarrow Allowable generations
Constraint handling	Legacy method ^a
Crossover operator	Simulated Binary crossover (SBX) ^b
ETAC	100
Mutation operator	Partially-mapped crossover (PMX) ^b
ETAM	10

^a(Deb et al. 2002)

^b(Maruyama and Tatsukawa 2017).

4. Results and discussion

Figures 2 to 8 show the distribution of GD, Spread, Purity, and the number of evaluations over the 20 iterations for each combination of parameters, the latter being represented as parameter ID. It should be noted that an outlier is detected when a value is more than 1.5 times the interquartile range away from the top or bottom of the box.

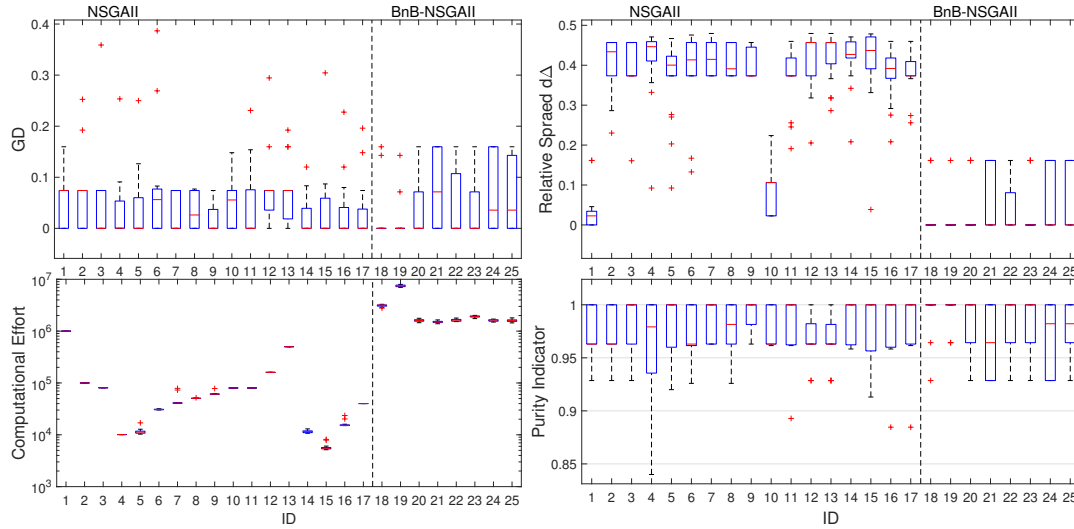


Figure 2. Distribution of metrics for gear problem.

As expected, Figures 2 to 8 show that parameters tuning has significant effect on the performance of NSGAI and BnB-NSGAI. Hence, in the purpose of comprehensive discussion, best performance of NSGAI in terms of solution convergence and uniformity is selected for each problem. While for BnB-NSGAI, parameters resulting in 1) most accurate results and 2) best compromise between solution quality and computational effort (i.e best investment) are selected to be discussed. Tables 3 and 4 show the selected parameters for NSGAI and BnB-NSGAI respectively.

Compared to NSGAI, BnB-NSGAI provides better performance in terms of GD and spread indicators for all the problems except for truss problem which has higher spread. Regarding purity indicator, BnB-NSGAI overcomes NSGAI for all the problems except for Mela problem which has slightly lower ratio. For gear problem, Figure

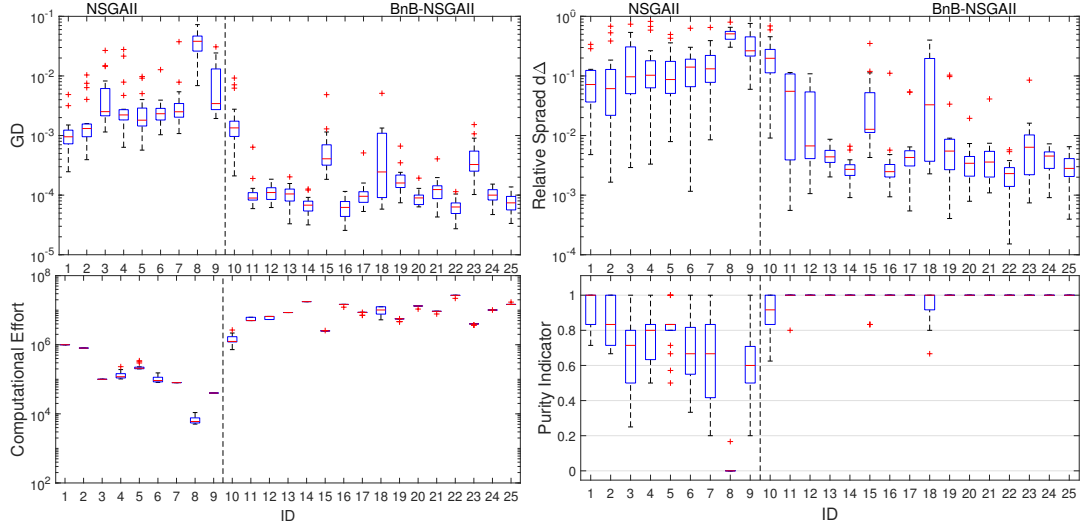


Figure 3. Distribution of metrics for bearing problem.

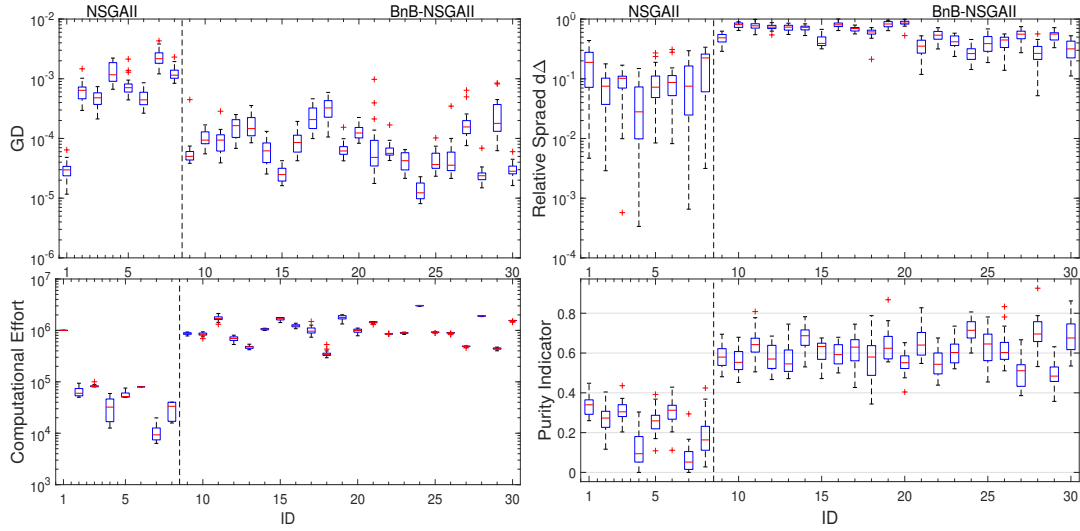


Figure 4. Distribution of metrics for coupling problem.

Table 3. Selected parameters for NSGAI

Problem	ID	Population size	Allowable generations	Stall generations
Gear	1	1000	1000	1000
Bearing	1	1000	1000	1000
Coupling	1	1000	1000	1000
Brake	2	1000	1000	1000
Truss	1	1000	1000	1000
Mela	1	1000	1000	1000
Tong	6	1000	1000	1000

2 shows that BnB-NSGAI, ID = 18, is able to find the exact solution of this problem robustly. It is also observed that BnB-NSGAI succeeds to find a better solution with lower computational effort for coupling, brake, Mela and Tong problems in Figures 4, 5, 7, 8 for ID = 25, 12, 10, 10 respectively.

To specifically explore the computational efficiency of the BnB-NSGAI algorithm, investment ratio is calculated for each of the selected combinations. Table 5 shows

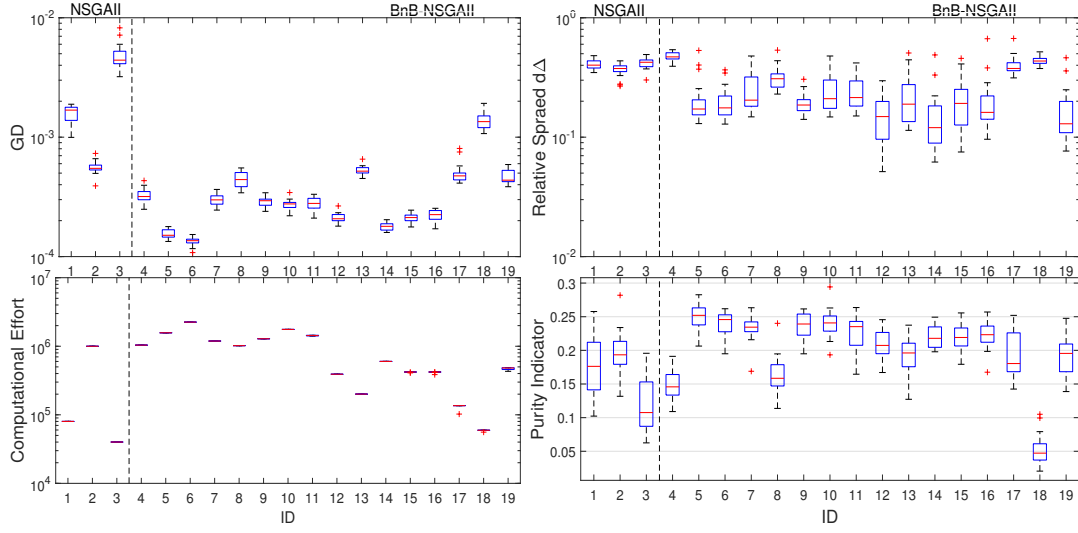


Figure 5. Distribution of metrics for disk brake problem.

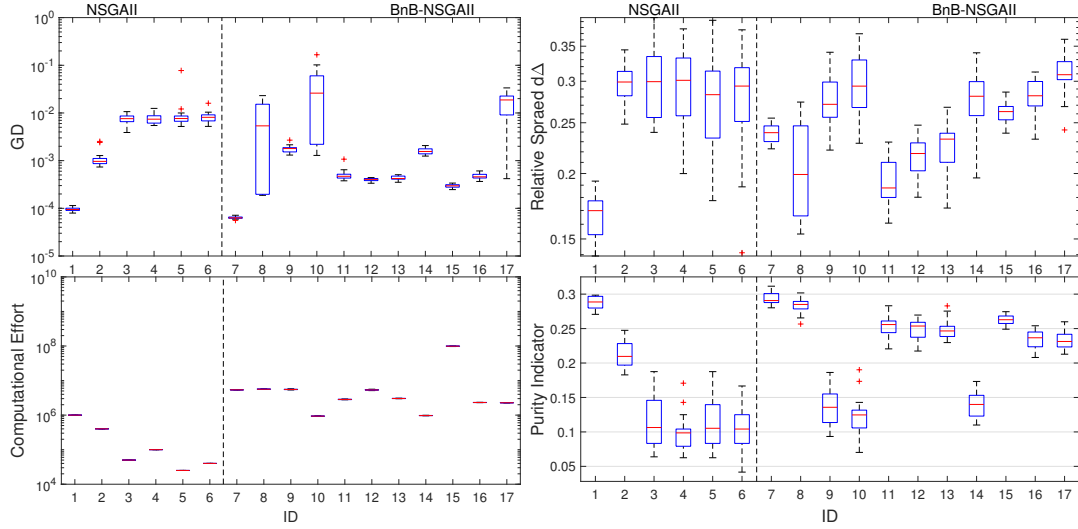


Figure 6. Distribution of metrics for truss problem.

Table 4. Selected parameters for BnB-NSGAII

Problem	ID	Root			Node			Leaf		
		Pop	Gen	Stall	Pop	Gen	Stall	Pop	Gen	Stall
Gear	20	100	800	500	50	100	20	50	20	20
	18	100	800	500	100	50	20	50	20	20
Bearing	19	50	800	800	50	800	300	50	800	300
	22	50	800	800	50	800	800	100	800	800
Coupling	25	10	100	100	10	150	100	10	800	200
	24	10	100	100	10	100	100	10	800	800
Brake	12	50	200	200	50	200	200	100	200	200
	6	1000	1000	1000	50	20	20	100	800	500
Truss	7	1000	1000	1000	100	20	20	100	20	20
Mela	10	200	800	100	50	20	20	50	200	200
	7	1000	1000	1000	50	20	20	50	200	200
Tong	10	200	1000	1000	50	20	20	100	800	500
	16	200	1000	1000	200	1000	1000	200	1000	1000

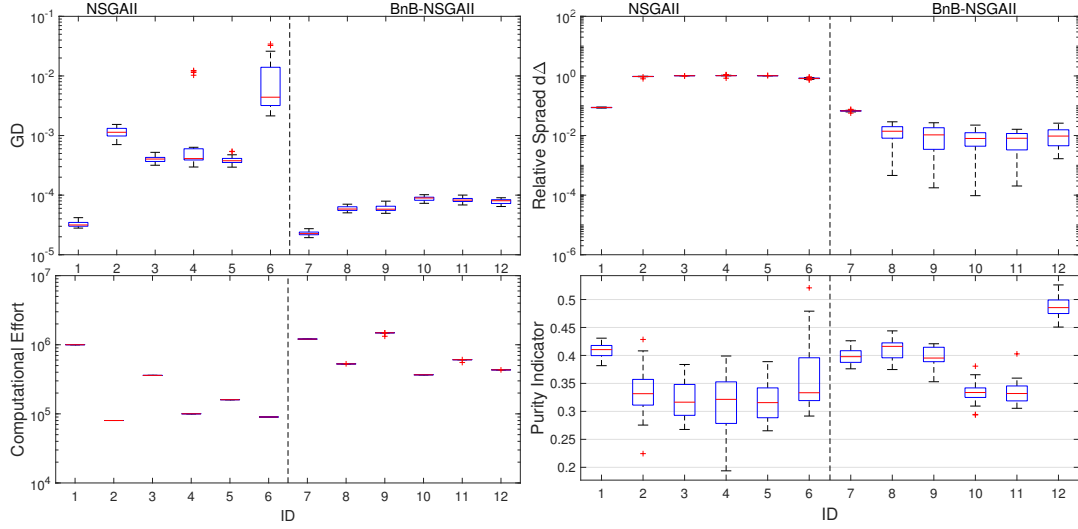


Figure 7. Distribution of metrics for Mela problem.

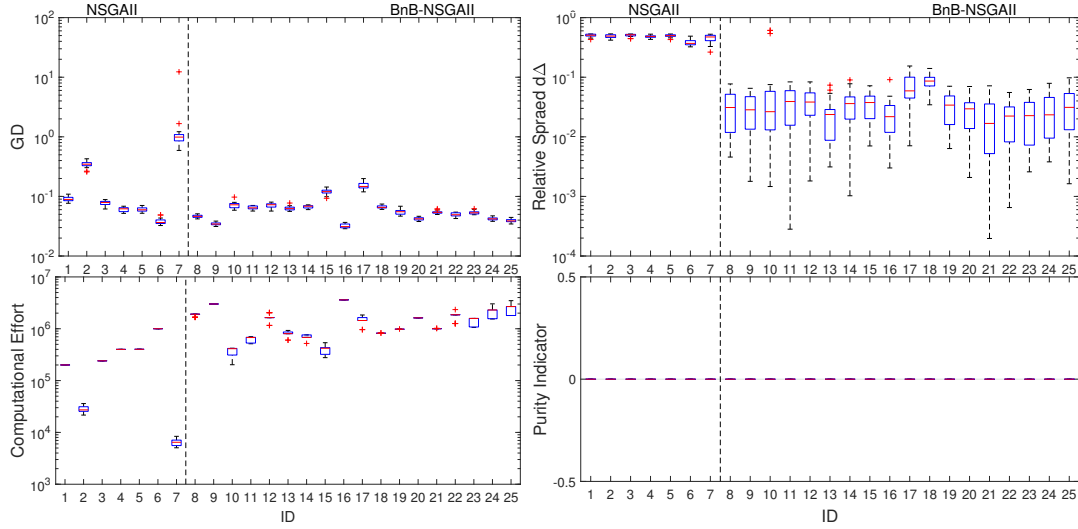


Figure 8. Distribution of metrics for Tong problem.

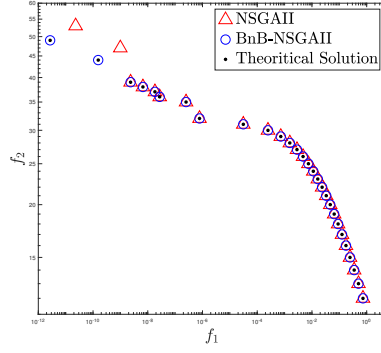
the mean values of GD, relative spread $d\Delta$, number of solutions in the approximated Pareto front $|S|$, purity ratio and computational effort after removing the outlier points, in addition to the investment ratio indicator. It is observed that BnB-NSGAII is able to provide a "good investment" ($IR > 1$) for all problems except for truss problem. Therefore, the effectiveness of BnB-NSGAII is justified for 6 out of 7 problems. $IR = \infty$ in gear problem means that BnB-NSGAII is able to find a solution with best quality, i.e. the true solution.

For continuous/discontinuous Pareto problems, the maximum number of Pareto elements could be obtained by NSGAII is limited by the population size. In Table 5, it is shown that more elements are found by BnB-NSGAII ($|S|_{\text{BnB-NSGAII}} > |S|_{\text{NSGAII}}$) since in BnB-NSGAII the number of elements is limited by (population size * number of leaf nodes). Figure 9 shows the best solution obtained by both methods compared to the true Pareto front for each problem. As shown, BnB-NSGAII is able

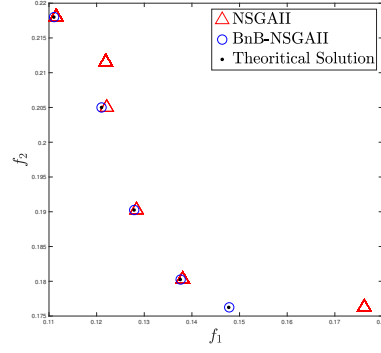
Table 5. Mean values of GD, relative spread ($d\Delta$), number of solutions ($|S|$) and number of evaluations in addition to IR for the selected combinations ID. (Better results are **emphasized**)

Problem	Method	ID	GD	$d\Delta$	$ S $	Purity %	#Evals 1×10^5	IR
<i>Gear</i>	NSGAII	1	5.6×10^{-2}	1.9×10^{-2}	27	97	10	1
	BnB-NSGAII	20 18	3.6×10^{-2} 0	0 0	28 28	99 100	16 31.2	24.5 ∞
<i>Bearing</i>	NSGAII	1	8.8×10^{-4}	6.7×10^{-2}	5	92	10	1
	BnB-NSGAII	19 22	1.6×10^{-4} 6.2×10^{-5}	5.0×10^{-3} 2.0×10^{-3}	5 5	100 100	5.4 26.6	1.59 0.82
<i>Coupling</i>	NSGAII	1	2.9×10^{-5}	6.0×10^{-1}	47	34	10	1
	BnB-NSGAII	25 24	4.2×10^{-5} 1.4×10^{-5}	4.0×10^{-1} 2.8×10^{-1}	40 35	63 71	9.2 30.2	1.11 0.71
<i>Brake</i>	NSGAII	2	5.6×10^{-4}	1.2×10^{-1}	188	20	10	1
	BnB-NSGAII	12 6	2.1×10^{-4} 1.4×10^{-4}	1.5×10^{-1} 1.8×10^{-1}	399 474	21 24	3.9 22.5	3.68 0.73
<i>Mela</i>	NSGAII	1	3.3×10^{-5}	8.7×10^{-2}	998	41	10	1
	BnB-NSGAII	10 7	8.8×10^{-5} 2.3×10^{-5}	8.6×10^{-3} 6.7×10^{-2}	835 1535	33 40	3.6 12.1	5.29 1.13
<i>Truss</i>	NSGAII	1	9.6×10^{-5}	1.7×10^{-1}	915	29	10	1
	BnB-NSGAII	7	6.4×10^{-5}	2.4×10^{-1}	1438	30	53.7	0.19
<i>Tong</i>	NSGAII	6	3.7×10^{-2}	1.5×10^{-1}	141	0	10	1
	BnB-NSGAII	10 16	7.0×10^{-2} 3.2×10^{-2}	2.7×10^{-2} 2.2×10^{-2}	119 181	0 0	3.6 36	4.85 0.78

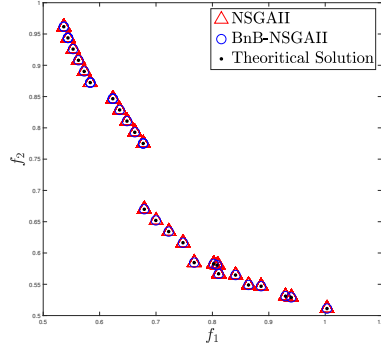
to approximately converge to the true Pareto front for all the problems. While NSGAII failed to catch all the Pareto elements for gear and bearing problems as shown in Figures 9(a) and 9(b) respectively. On a detailed examination of the Pareto front of Tong problem Figure 9(g), it is found that NSGAII does not capture the section of the Pareto front close to the anchor points.



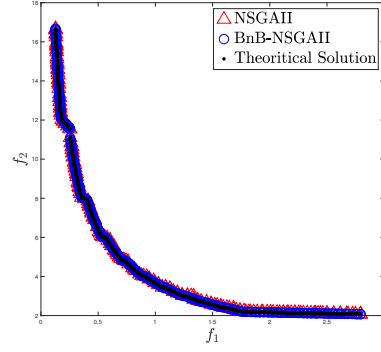
(a) Gear problem.



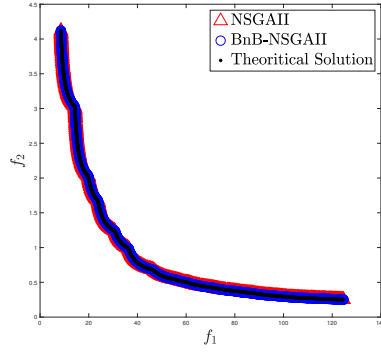
(b) Bearing problem.



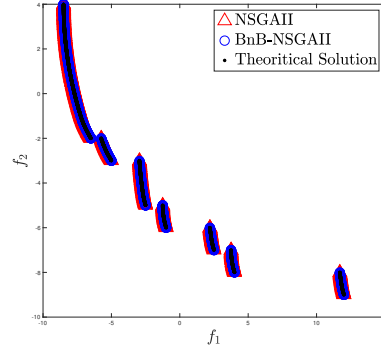
(c) Coupling problem.



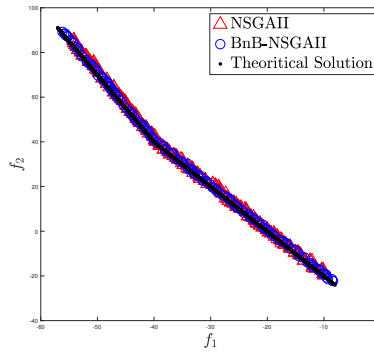
(d) Brake problem.



(e) Truss problem.



(f) Mela problem.



(g) Tong problem.

Figure 9. Pareto front obtained by BnB-NSGAII and NSGAII vs the true Pareto for each problem.

5. Conclusion

It was noticed in literature the lack of hybridization of multi-criteria branch and bound (MCBB) with metaheuristics, in contrary to the mono-objective branch and bound. We proposed a general-purpose multi-criteria branch-and-bound based on genetic algorithm (NSGAI) for solving non-convex multi-objective Mixed Integer Non-Linear Programming problems (MINLPs), in particular mechanical design problems. The proposed algorithm and NSGAI were tested on 7 MO-MINLP problems from literature. Results show that the proposed algorithm obtain better solutions for all the problems, although in some cases the computational effort was higher than those for NSGAI. In this aspect, we designed a new metric that relates the quality of the solution to the cost, which we called investment ratio. It was noticed that the results were enhanced by a higher ratio than the computational cost ratio for 6 out of 7 problems, which prove the effectiveness of the proposed method.

Acknowledgement

The majority of the numerical experiments were performed on resources provided by the University of Technology of Troyes (UTT).

Disclosure statement

No potential conflict of interest was reported by the authors.

Funding

This work was supported by the Lebanese University (LU); the regional council of “Grand Est” region, France; and the European Development Fund regional (ERDF).

References

- Abramson, Mark A., Charles Audet, James W. Chrissis, and Jennifer G. Walston. 2009. “Mesh adaptive direct search algorithms for mixed variable optimization.” *Optimization Letters* 3 (1): 35–47. Accessed 2019-04-16. <http://link.springer.com/10.1007/s11590-008-0089-2>.
- Audet, Charles, Sébastien Le Digabel, Dominique Cartier, Jean Bigeon, and Ludovic Salomon. 2018. *Performance indicators in multiobjective optimization*. Technical Report G-2018-90. GERAD. ISSN: 0771-2440 Publication Title: Les Cahiers du GERAD, Accessed 2020-06-01. <https://www.gerad.ca/fr/papers/G-2018-90>.
- Backer, Bruno De, Vincent Furnon, Paul Shaw, Philip Kilby, and Patrick Prosser. 2000. “Solving Vehicle Routing Problems Using Constraint Programming and Metaheuristics.” *Journal of Heuristics* 6 (4): 501–523. Accessed 2019-11-26. <https://doi.org/10.1023/A:1009621410177>.
- Blum, Christian, Carlos Cotta, Antonio J. Fernández, José E. Gallardo, and Monaldo Mastrolilli. 2008. “Hybridizations of Metaheuristics With Branch & Bound Derivates.” In *Hybrid Metaheuristics: An Emerging Approach to Optimization*, edited by Christian Blum, Maria José Blesa Aguilera, Andrea Roli, and Michael Sampels, Studies in Computational Intel-

- ligence, 85–116. Berlin, Heidelberg: Springer. Accessed 2019-11-16. https://doi.org/10.1007/978-3-540-78295-7_4.
- Blum, Christian, Jakob Puchinger, Günther R. Raidl, and Andrea Roli. 2011. “Hybrid metaheuristics in combinatorial optimization: A survey.” *Applied Soft Computing* 11 (6): 4135–4151. Accessed 2019-11-05. <http://www.sciencedirect.com/science/article/pii/S1568494611000962>.
- Cacchiani, Valentina, and Claudia D’Ambrosio. 2017. “A branch-and-bound based heuristic algorithm for convex multi-objective MINLPs.” *European Journal of Operational Research* 260 (3): 920–933. Accessed 2019-03-05. <http://www.sciencedirect.com/science/article/pii/S0377221716308487>.
- Cotta, Carlos, and José M. Troya. 2003. “Embedding Branch and Bound within Evolutionary Algorithms.” *Applied Intelligence* 18 (2): 137–153. Accessed 2019-07-09. <https://doi.org/10.1023/A:1021934325079>.
- Custódio, A. L., J. F. A. Madeira, A. I. F. Vaz, and L. N. Vicente. 2011. “Direct Multisearch for Multiobjective Optimization.” *SIAM Journal on Optimization* 21 (3): 1109–1140. Publisher: Society for Industrial and Applied Mathematics, Accessed 2020-04-15. <https://epubs.siam.org/doi/abs/10.1137/10079731X>.
- Deb, K., A. Pratap, S. Agarwal, and T. Meyarivan. 2002. “A fast and elitist multiobjective genetic algorithm: NSGA-II.” *IEEE Transactions on Evolutionary Computation* 6 (2): 182–197. Accessed 2019-03-22. <http://ieeexplore.ieee.org/document/996017/>.
- Deb, Kalyanmoy. 2001. *Multi-Objective Optimization using Evolutionary Algorithms*. John Wiley & Sons. Google-Books-ID: OSTn4GSy2uQC.
- Deb, Kalyanmoy, Amrit Pratap, and Subrajyoti Moitra. 2000. “Mechanical Component Design for Multiple Objectives Using Elitist Non-dominated Sorting GA.” In *Parallel Problem Solving from Nature PPSN VI*, edited by Marc Schoenauer, Kalyanmoy Deb, Günther Rudolph, Xin Yao, Evelyne Lutton, Juan Julian Merelo, and Hans-Paul Schwefel, Lecture Notes in Computer Science, Berlin, Heidelberg, 859–868. Springer.
- Dimkou, T. I., and K. P. Papalexandri. 1998. “A parametric optimization approach for multi-objective engineering problems involving discrete decisions.” *Computers & Chemical Engineering* 22: S951–S954. Accessed 2020-03-17. <http://www.sciencedirect.com/science/article/pii/S0098135498001884>.
- Ehrgott, Matthias, and Xavier Gandibleux. 2008. “Hybrid Metaheuristics for Multi-objective Combinatorial Optimization.” In *Hybrid Metaheuristics: An Emerging Approach to Optimization*, edited by Christian Blum, Maria José Blesa Aguilera, Andrea Roli, and Michael Sampels, Studies in Computational Intelligence, 221–259. Berlin, Heidelberg: Springer. Accessed 2019-11-29. https://doi.org/10.1007/978-3-540-78295-7_8.
- El Samrout, Ahmad. 2019. “Hybridization of multicriteria metaheuristic optimization methods for mechanical problems.” PhD diss., Université de technologie de Troyes, Troyes, France. <http://lasmis.utt.fr/>.
- Florios, Kostas, George Mavrotas, and Danae Diakoulaki. 2010. “Solving multiobjective, multiconstraint knapsack problems using mathematical programming and evolutionary algorithms.” *European Journal of Operational Research* 203 (1): 14–21. Accessed 2019-11-05. <http://www.sciencedirect.com/science/article/pii/S0377221709004974>.
- Giraud, Laurence, and Pascal Lafon. 1999. “Optimal Design of Mechanical Components with Genetic Algorithm.” In *Integrated Design and Manufacturing in Mechanical Engineering ’98*, edited by Jean-Louis Batoz, Patrick Chedmail, Gerard Cognet, and Clément Fortin, 93–100. Springer Netherlands.
- Giraud-Moreau, Laurence, and Pascal Lafon. 2002. “Comparison of evolutionary algorithms for mechanical design components.” *Journal of Engineering Optimization* 34 (3): 307–322. <https://www.scopus.com/inward/record.uri?eid=2-s2.0-0036588595&doi=10.1080%2f03052150211750&partnerID=40&md5=73d33850d0b6aded8a279e166561814d>.
- Jozefowicz, Nicolas, Frédéric Semet, and El-Ghazali Talbi. 2007. “The bi-objective covering tour problem.” *Computers & Operations Research* 34 (7): 1929–1942. Accessed 2019-11-29. <http://www.sciencedirect.com/science/article/pii/S0305054805002480>.

- Kiziltan, Gülseren, and Erkut Yucaoglu. 1983. "An Algorithm for Multiobjective Zero-One Linear Programming." *Management Science* 29 (12): 1444–1453. Publisher: INFORMS, Accessed 2020-06-01. <https://pubsonline.informs.org/doi/abs/10.1287/mnsc.29.12.1444>.
- Land, A. H., and A. G. Doig. 1960. "An Automatic Method of Solving Discrete Programming Problems." *Econometrica* 28 (3): 497–520. Publisher: [Wiley, Econometric Society], Accessed 2020-06-01. <https://www.jstor.org/stable/1910129>.
- Li, Hui, and Qingfu Zhang. 2009. "Multiobjective optimization problems with complicated pareto sets, MOEA/D and NSGA-II." *IEEE Transactions on Evolutionary Computation* 13 (2): 284–302. Accessed 2019-07-08. [https://scholars.cityu.edu.hk/en/publications/multiobjective-optimization-problems-with-complicated-pareto-sets-moea-d-and-nsgaii\(075fdef8-5\).html](https://scholars.cityu.edu.hk/en/publications/multiobjective-optimization-problems-with-complicated-pareto-sets-moea-d-and-nsgaii(075fdef8-5).html).
- Maruyama, Shohei, and Tomoaki Tatsukawa. 2017. "A parametric study of crossover operators in Pareto-based multiobjective evolutionary algorithm." In *Advances in Swarm Intelligence - 8th International Conference, ICSI 2017, Proceedings*, Jan., 3–14. Springer Verlag. Accessed 2020-07-01. <https://tus.elsevierpure.com/ja/publications/a-parametric-study-of-crossover-operators-in-pareto-based-multiob>.
- Mavrotas, G., and D. Diakoulaki. 1998. "A branch and bound algorithm for mixed zero-one multiple objective linear programming." *European Journal of Operational Research* 107 (3): 530–541. Accessed 2019-11-26. <http://www.sciencedirect.com/science/article/pii/S0377221797000775>.
- Mela, K., J. Koski, and R. Silvennoinen. 2007. "Algorithm for generating the pareto optimal set of multiobjective nonlinear mixed-integer optimization problems." In *AIAA Meeting, 3rd AIAA Multidisciplinary Design Optimization Specialist Conference, 23-26 April, 2007, Honolulu, USA.*, Vol. 2, 2026–2042.
- Montgomery, Douglas C. 2017. *Design and Analysis of Experiments*. John Wiley & Sons. Google-Books-ID: Py7bDgAAQBAJ.
- Nagar, Amit, Sunderesh S. Heragu, and Jorge Haddock. 1996. "A combined branch-and-bound and genetic algorithm based approach for a flowshop scheduling problem." *Annals of Operations Research* 63 (3): 397–414. Accessed 2019-11-17. <https://doi.org/10.1007/BF02125405>.
- Osyczka, A., and S. Kundu. 1995. "A new method to solve generalized multicriteria optimization problems using the simple genetic algorithm." *Structural optimization* 10 (2): 94–99. Accessed 2020-03-24. <https://doi.org/10.1007/BF01743536>.
- Przybylski, Anthony, and Xavier Gandibleux. 2017. "Multi-objective branch and bound." *European Journal of Operational Research* 260 (3): 856–872. Accessed 2019-11-17. <http://www.sciencedirect.com/science/article/pii/S037722171730067X>.
- Puchinger, Jakob, and Günther R. Raidl. 2005. "Combining Metaheuristics and Exact Algorithms in Combinatorial Optimization: A Survey and Classification." In *Artificial Intelligence and Knowledge Engineering Applications: A Bioinspired Approach*, edited by José Mira and José R. Álvarez, Lecture Notes in Computer Science, 41–53. Springer Berlin Heidelberg.
- Puchinger, Jakob, Günther R. Raidl, and Gabriele Koller. 2004. "Solving a Real-World Glass Cutting Problem." In *Evolutionary Computation in Combinatorial Optimization*, edited by Jens Gottlieb and Günther R. Raidl, Lecture Notes in Computer Science, Berlin, Heidelberg, 165–176. Springer.
- Rao, R. Venkata, and Vimal J. Savsani. 2012. *Mechanical Design Optimization Using Advanced Optimization Techniques*. Springer Series in Advanced Manufacturing. London: Springer London. Accessed 2019-03-19. <http://link.springer.com/10.1007/978-1-4471-2748-2>.
- Črepinšek, Matej, Shih-Hsi Liu, and Marjan Mernik. 2013. "Exploration and exploitation in evolutionary algorithms: A survey." *ACM Computing Surveys* 45 (3): 1–33. Accessed 2020-05-13. <https://dl.acm.org/doi/10.1145/2480741.2480752>.
- Talbi, El-Ghazali. 2009. *Metaheuristics: from design to implementation*. Hoboken, NJ: Wiley.

OCLC: 230183356.

- Tong, Weiyang, Souma Chowdhury, and Achille Messac. 2016. “A multi-objective mixed-discrete particle swarm optimization with multi-domain diversity preservation.” *Structural and Multidisciplinary Optimization* 53 (3): 471–488. Accessed 2020-06-02. <http://link.springer.com/10.1007/s00158-015-1319-8>.
- Van Veldhuizen, D.A., and G.B. Lamont. 2000. “On measuring multiobjective evolutionary algorithm performance.” In *Proceedings of the 2000 Congress on Evolutionary Computation. CEC00 (Cat. No.00TH8512)*, Vol. 1, La Jolla, CA, USA, 204–211. IEEE. Accessed 2019-07-08. <http://ieeexplore.ieee.org/document/870296/>.
- Wang, Shijin, and Ming Liu. 2013. “A heuristic method for two-stage hybrid flow shop with dedicated machines.” *Computers & Operations Research* 40 (1): 438–450. Accessed 2019-11-26. <http://www.sciencedirect.com/science/article/pii/S030505481200161X>.
- Woodruff, David L. 1999. “A Chunking Based Selection Strategy for Integrating Meta-Heuristics with Branch and Bound.” In *Meta-Heuristics: Advances and Trends in Local Search Paradigms for Optimization*, edited by Stefan Voß, Silvano Martello, Ibrahim H. Osman, and Catherine Roucairol, 499–511. Boston, MA: Springer US. Accessed 2019-11-29. https://doi.org/10.1007/978-1-4615-5775-3_34.

Appendix A. Problems Formulation

The gear train problem is unconstrained. Since the number of teeth must be integers, all 4 variables are strictly integers. The problem is illustrated in figure A1 and formulated as following:

$$\begin{aligned}
 &\text{minimize} && f_1 = 1/6.931 - (z_1 * z_2 / z_3 * z_4)^2 \\
 &&& f_2 = \max \{z_1, z_2, z_3, z_4\} \\
 &\text{subject to} && 12 \leq z_i \leq 60; \quad i = 1, 2, 3, 4 \\
 &&& z_i \in \mathbb{N}; \quad i = 1, 2, 3, 4
 \end{aligned} \tag{A1}$$

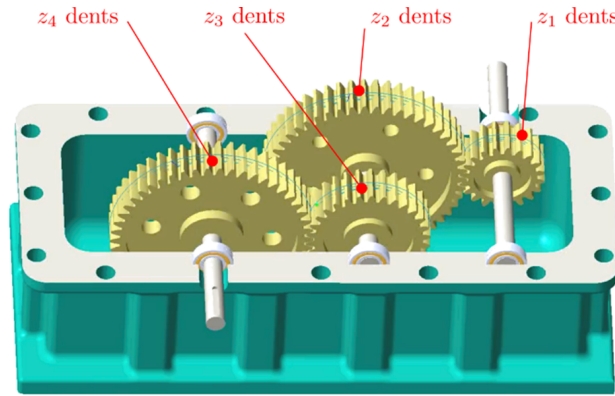


Figure A1. Illustration of gear problem

In the ball bearing pivot link, the ball bearings were chosen from a standardized table of prefabricated sizes. The formulated optimization problem contains 4 variables,

2 continuous/ 2 integer, 12 discrete parameters and 10 inequality constraints. Figure A2 illustrates the problem that is formulated as following:

$$\begin{aligned}
& \underset{i_{r1}, i_{r2}, x_1, x_2}{\text{minimize}} & F_1 &= \frac{\pi \rho_a}{4} [\phi_3(i_{r1})^2 \phi_5(i_{r1}) + \phi_3(i_{r2})^2 \phi_5(i_{r2}) + \dots \\
& & & \dots \left(x_1 + x_2 - \frac{\phi_5(i_{r1}) + \phi_5(i_{r2})}{2} \right) \dots \\
& & & \dots * \max\{\phi_6(i_{r2}), \phi_6(i_{r2})\}^2 + \phi_7(i_{r1}) + \phi_7(i_{r2}) \\
& \text{subject to} & F_2 &= \phi_1(i_{r1}) + \phi_1(i_{r2}) \\
& & & \tag{A2} \\
& & C_1 &= (X F_{r1}(x_1, x_2) + Y F_{a1}) \left(\frac{60 L_v \omega}{10^6} \right)^{\frac{1}{3}} - \phi_1(i_{r1}) \leq 0 \\
& & C_2 &= F_{r2}(x_1, x_2) \left(\frac{60 L_v \omega}{10^6} \right)^{\frac{1}{3}} - \phi_1(i_{r2}) \leq 0 \\
& & C_3 &= \left(x_{1\text{Min}} + \frac{\phi_5(i_{r1})}{2} \right) - x_1 \leq 0 \\
& & C_4 &= x_1 - \left(x_{1\text{Max}} - \frac{\phi_5(i_{r1})}{2} \right) \leq 0 \\
& & C_5 &= \left(x_{2\text{Min}} + \frac{\phi_5(i_{r2})}{2} \right) - x_2 \leq 0 \\
& & C_6 &= x_2 - \left(x_{2\text{Max}} - \frac{\phi_5(i_{r2})}{2} \right) \leq 0 \\
& & C_7 &= d_{1\text{Min}} - \phi_3(i_{r1}) \leq 0 \\
& & C_8 &= d_{2\text{Min}} - \phi_3(i_{r2}) \leq 0 \\
& & C_9 &= \max\{\phi_4(i_{r1}), \phi_4(i_{r2})\} - D_{\text{Max}} \leq 0 \\
& & C_{10} &= \phi_4(i_{r1}) - \phi_4(i_{r2}) = 0
\end{aligned}$$

Where:

$$i_{r1}, i_{r2} \in \{1, \dots, 61\} \times \{1, \dots, 61\}$$

Given :

$$\begin{aligned}
& \{x_{1,2\text{Min}}, x_{1,2\text{Max}}, d_{1,2\text{Min}}, D_{\text{Max}}, \dots \\
& \dots \rho_a, \omega, L_v, X_O, Y_O, Z_O, M_O, N_O\}
\end{aligned}$$

With :

L_{10} : Lifespan expressed in millions of turns [].

C : Dynamic load bearing capacity, intrinsic to rolling bearing [N].

P_{eq} : Radial equivalent load [N].

F_a : Axial load in [N].

F_r : Radial load in [N].

X, Y : A dimensionless coefficient that depends on the bearing type and on the ratio $\frac{F_a}{C_0}$.

C_0 : Static load bearing capacity, intrinsic to the rolling bearing in [N].
 $B_{1,2}$: Bearing width (R1) and (R2) [mm].
 $D_{1,2}$: Outside diameter of bearings (R1) and (R2) [mm].
 $d_{1,2}$: Bearing inner diameter (R1) and (R2) [mm].
 $x_{1,2\text{Min}}$: Minimum limit of bearings positions (R1) and (R2) [mm].
 $x_{1,2\text{Max}}$: Maximum limit of bearing positions (R1) and (R2) [mm].
 D_{Max} : Maximum bearing mounting diameter [mm].
 $m_{1,2}$: Mass of bearings (R1) and (R2) [g].
 $d_{a1,2}$: Diameter of the necessary shoulders on the shaft for bearings (R1) and (R2) [mm].
 ρ_a : Shaft density [g/mm³].

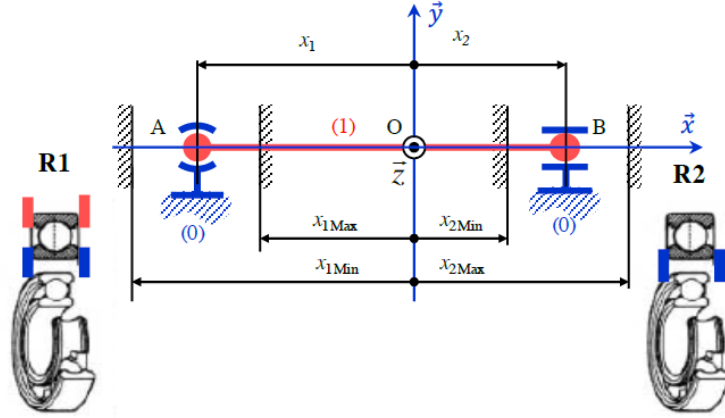


Figure A2. Illustration of bearing problem

The coupling with bolted rim contains 1 discrete variable, 1 integer variable, 2 continuous variables, 11 inequality constraints and 5 discrete bolt parameters. Figure A3 illustrates the problem that is formulated as following:

$$\begin{aligned}
 & \text{minimize} & f_1(\mathbf{x}) &= \frac{\pi}{2} e_p [\rho_J (16R_b \phi_3(i_d) - N \phi_4(i_d)^2) + \rho_b N \phi_1(i_d)^2] \\
 & & f_2(\mathbf{x}) &= \frac{\phi_1(i_d)}{d_{\text{Maxi}}} + \frac{N}{N_{\text{Maxi}}} + \frac{M}{M_{\text{Maxi}}} \\
 & \text{subject to} & & \\
 & & c_1(\mathbf{x}) &= \frac{\alpha_S M}{N R_b K(i_d)} - 1 \leq 0 \\
 & & c_2(\mathbf{x}) &= \frac{\phi_3(i_d) N}{k_s \pi R_b} - 1 \leq 0 \\
 & & c_3(\mathbf{x}) &= (R_{\text{Mini}} + \phi_3(i_d)) - R_b \leq 0 \\
 & & c_4(\mathbf{x}) &= R_b - (R_{\text{Maxi}} - \phi_3(i_d)) \leq 0
 \end{aligned} \tag{A3}$$

where:

$$\begin{aligned}
 \mathbf{x} &= \{i_d, N, R_b, M\}^T \\
 i_d &\in \{1 \dots 15\}
 \end{aligned}$$

$$N \in [N_{\text{Mini}}, N_{\text{Maxi}}] \times \mathbb{N}$$

$$R_b \in [R_{\text{Mini}}, R_{\text{Maxi}}]$$

$$M \in [M_T, M_{\text{Maxi}}]$$

given:

$$K(i_d) = \frac{0.9R_e f_m \pi (\phi_1(i_d) - 0.93815\phi_2(i_d))^2}{4\sqrt{1 + 3\left(\frac{4(0.16\phi_2(i_d) + 0.583(\phi_1(i_d) - 0.6495\phi_2(i_d))f_1)}{\phi_1(i_d) - 0.93815\phi_2(i_d)}\right)}}$$

$$k_s = \frac{\sin\left(\frac{\pi}{N_{\text{Mini}}}\right) - \sin\left(\frac{\pi}{N_{\text{Maxi}}}\right)}{\frac{\pi}{N_{\text{Mini}}} - \frac{\pi}{N_{\text{Maxi}}}}$$

$$\{N_{\text{Mini}}, N_{\text{Maxi}}, k_s, R_{\text{Mini}}, R_{\text{Maxi}}, e_p, M_T, \dots \\ \dots M_{\text{Maxi}}, \alpha_S, f_1, f_m, R_e, \rho_J, \rho_b\}$$

With:

C_1 : Torsion torque in the bolt body due to tightening [N mm].

F_0 : Tension force in the bolt body [N].

d : Nominal thread diameter [mm].

p : bolt thread pitch [mm].

d_2 : Average diameter at the thread end of the thread [mm].

f_1 : Coefficient of friction thread [ul].

$F_{0\text{Maxi}}$: Maximum tension in the bolt body [N].

$F_{0\text{Mini}}$: Minimum tension in the bolt body [N].

α_S : Uncertainty coefficient of the clamping tool > 1 [ul].

d_s : Diameter of the "resistant" section of the thread [mm].

d_3 : Diameter of the thread **kernel** [mm].

C_1 : Torsion torque calculated for $F_0 = F_{0\text{Maxi}}$.

R_e : Elastic limit of the bolt depending on its quality class [MPa].

M : Torque transmitted by coupling [N m].

N : Number of bolts [ul].

R_b : Position radius of N bolts [mm].

f_m : Coefficient of friction between the plates of the coupling [ul].

s : Deviation on the circumference between two bolts [mm].

b_m : **Radial size** of the clamping tool, depending on the nominal diameter of the bolt d [mm].

s_m : **Circumference** of the clamping tool, depending on b_m and the installation radius of the N bolt [mm].

s_m : Diameter of the holes in the rims, depending on the nominal diameter of the bolt d [mm].

e_p : Thickness of the coupling rims [mm].

ρ_J : Density of the rim material [kg/mm³].

ρ_b : Density of the bolt material [kg/mm³].

d_{Maxi} : Diameter of the largest bolts [mm].

N_{Maxi} : Maximum number of bolts [ul].

M_{Maxi} : Maximum torque that can be transmitted by adhesion [N m].

In the disk brake design problem, there are five inequality constraints that relate to the surface area, length of the brake, pressure, torque, and temperature. This problem

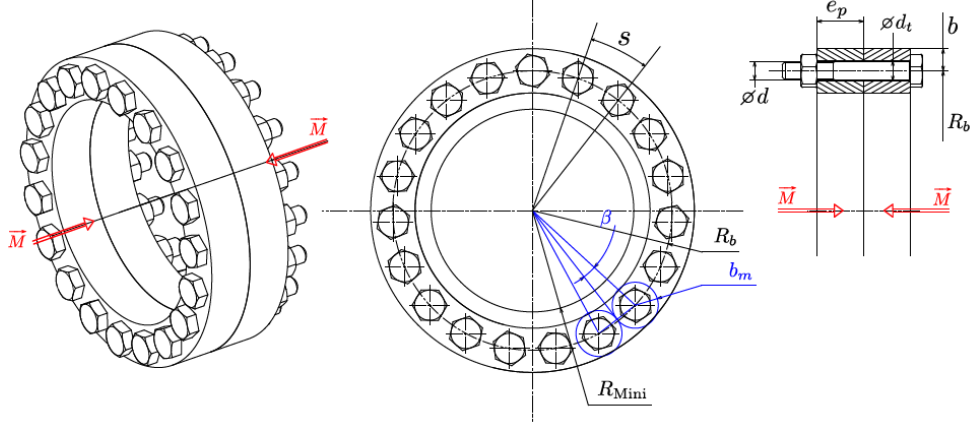


Figure A3. Illustration of coupling problem

is formulated as following:

$$\begin{aligned}
 & \text{minimize} & f_1 &= 4.9 * 10^{-5}(x_1^2 - y_1^2)(x_4 - 1) \\
 & & f_2 &= \frac{9.82 * 10^6(x_1^2 - y_1^2)}{x_2 x_3 (x_1^3 - y_1^3)} \\
 & \text{subject to} & g_1 &= 20 - (x_1 - y_1) \leq 0 \\
 & & g_2 &= 2.5(x_3 + 1) - 30 \leq 0 \\
 & & g_3 &= \frac{x_2}{\pi(x_1^2 - y_1^2)} - 0.4 \leq 0 \\
 & & g_4 &= \frac{2.22 * 10^{-3} x_2 (x_1^3 - y_1^3)}{(x_1^2 - y_1^2)^2} - 1 \leq 0 \\
 & & g_5 &= 900 - \frac{2.66 * 10^{-2} x_2 x_3 (x_1^3 - y_1^3)}{(x_1^2 - y_1^2)} \leq 0 \\
 & & & 55 \leq y_1 \leq 80; \quad y_1 \in \mathbb{N} \\
 & & & 75 \leq x_1 \leq 110 \\
 & & & 1000 \leq x_2 \leq 3000 \\
 & & & 2 \leq x_3 \leq 20 \\
 & & & x_i \in \mathbb{R} \quad i = 1, 2, 3
 \end{aligned} \tag{A4}$$

The nine bar truss problem is unconstrained and contains 3 continuous variables and 9 discrete ones. Figure A4 illustrates the problem that is formulated as following:

$$\begin{aligned}
 & \text{minimize} & f_1 &= (A_1 + A_2 + A_3 + \sqrt{2A_4} + A_5 + \sqrt{2A_6} + A_7 + \sqrt{2A_8} + A_9) \\
 & & f_2 &= \frac{4}{A_1} + \frac{1}{A_2} + \frac{1}{A_3} + \frac{8\sqrt{2}}{A_4} + \frac{4}{A_5} + \frac{2\sqrt{2}}{A_6} + \frac{4}{A_7} + \frac{2\sqrt{2}}{A_8} \\
 & \text{subject to} & & c_i \leq A_i \leq 10; \quad i = 1, 2, 3
 \end{aligned} \tag{A5}$$

$$A_i \in \{1, 5, 10, 15\}; \quad i = 4, \dots, 9$$

where,

$$c_1 = \frac{2}{3}, c_2 = \frac{1}{3}, c_3 = \frac{1}{3}, c_4 = \frac{2\sqrt{2}}{3}, c_5 = \frac{2}{3}, c_6 = \frac{\sqrt{2}}{3}, c_7 = \frac{2}{3}, c_8 = \frac{\sqrt{2}}{3}, c_9 = 0$$

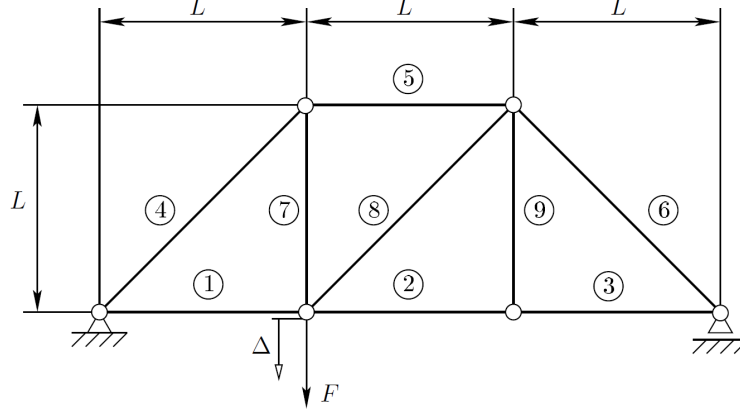


Figure A4. Illustration of truss problem

Mela problem is unconstrained with 8 binary variables and 2 continuous variables that are bounded. This problem is formulated as following:

$$\begin{aligned} & \text{minimize} \quad f_1 = \frac{1}{2} \begin{bmatrix} x & y \end{bmatrix}^\top \mathbf{G} \begin{bmatrix} x \\ y \end{bmatrix} + \mathbf{c}^1 \begin{bmatrix} x \\ y \end{bmatrix} \\ & \quad \quad \quad f_2 = \mathbf{c}^2 \begin{bmatrix} x \\ y \end{bmatrix} \\ & \text{subject to} \quad -1 \leq x_i \leq 1; \quad i = 1, 2 \\ & \quad \quad \quad y_j \in \{0, 1\}; \quad j = 1, \dots, 8 \end{aligned} \tag{A6}$$

where, \mathbf{G} , \mathbf{c}^1 and \mathbf{c}^2 are given by:

$$\mathbf{G} = \begin{bmatrix} 1 & -1 & 2 & 0 & 0 & 0 & 0 & 0 & 0 & 0 \\ -1 & 2 & 0 & 0 & 2 & 0 & 0 & 0 & 0 & 0 \\ 0 & 0 & 3 & 0 & 2 & 0 & 0 & 0 & 0 & 0 \\ 2 & 0 & 0 & 4 & 0 & 2 & 0 & 2 & 0 & 0 \\ 0 & 0 & 0 & 0 & 5 & 2 & 0 & 0 & 0 & 0 \\ 0 & 0 & 0 & 0 & 0 & 6 & 0 & 0 & 0 & 0 \\ 0 & 0 & 0 & 0 & 0 & 0 & 7 & 0 & 0 & 0 \\ 0 & 0 & 0 & 0 & 0 & 0 & 0 & 0 & 0 & 0 \\ 0 & 0 & 0 & 0 & 0 & 2 & 0 & 0 & 0 & 0 \\ 0 & 2 & 0 & 0 & 0 & 0 & 0 & 0 & 0 & 10 \end{bmatrix}$$

$$\mathbf{c}^1 = [-1 \quad -1 \quad 1 \quad -10 \quad 0 \quad 1 \quad -2 \quad 0 \quad 3 \quad 0]^\top$$

$$\mathbf{c}^2 = [1 \quad 2 \quad -1 \quad 1 \quad 5 \quad -2 \quad 0 \quad 6 \quad 0 \quad -3]^\top$$

In Tong problem, it involves 3 continuous variables, 3 binary ones and 9 constraints. The problem is formulated as following:

$$\begin{aligned} & \text{minimize} && f_1 = x_1^2 - x_2 + x_3 + 3y_1 + 2y_2 + y_3 \\ & && f_2 = 2x_1^2 + x_2 - 3x_3 - 2y_1 + y_2 - 2y_3 \\ & \text{subject to} && \\ & && g_1 = 3x_1 - x_2 + x_3 + 2y_1 \leq 0 \\ & && g_2 = 4x_1^2 + 2x_1 + x_2 + 9x_3 + y_1 + 7y_2 \leq 40 \\ & && g_3 = -x_1 - 2x_2 + 3x_3 + 7y_3 \leq 0 \\ & && g_4 = -x_1 + 12y_1 \leq 10 \\ & && g_5 = x_1 - 2y_1 \leq 5 \\ & && g_6 = -x_2 + y_2 \leq 20 \\ & && g_7 = x_2 - y_2 \leq 40 \\ & && g_8 = -x_3 + y_3 \leq 17 \\ & && g_9 = x_3 - y_3 \leq 25 \\ & && -100 \leq x_i \leq 100; \quad i = 1, 2, 3; \quad x_i \in \mathbb{R} \\ & && y_j \in \{0, 1\}; \quad j = 1, 2, 3 \end{aligned} \tag{A7}$$

Appendix B. Determination of true Pareto

The true Pareto solution is obtained in the following manner, first, the problem is solved by discretization the continuous variables, then the combinations of integer variables that gives part of the Pareto are recorded. By fixing those combinations iteratively, the problem is solved exactly using the scalarization method as $\mathcal{P}_{\text{MO-NLP}}$. Cubic interpolation is then used to obtain a uniform discretization step for each continuous part of the Pareto front. Finally, Pareto refining is applied to remove all dominated solutions.

For the convergence metric GD in the case of continuous/discontinuous Pareto, the value of d_i is affected by the discretization step used to generate the true Pareto front. Thus although the tested solver might find a solution that lies on the theoretical front, the distance d_i might be greater than 0 because of the discretization step. To avoid this, first we chose $\epsilon = 10^{-4}$ as discretization step, then for each n non-dominated solution $d_n \leq \epsilon$ since n must be between ideal and nadir points. Thus we can assume that $d_n = 0$ for a more reasonable approximation of GD. However this assumption might lead to inaccurate GD value, but since we are using this assumption on both compared solvers, we can consider it impartial. For the relative spread metric, to minimize Δ_{True} , the true Pareto is discretized uniformly, i.e. the euclidean distance between every two consecutive solutions laying on a continuous section of the front is constant.