

Nonreciprocity of a micromachine driven by a catalytic chemical reaction

Kento Yasuda* and Shigeyuki Komura†
*Department of Chemistry, Graduate School of Science,
 Tokyo Metropolitan University, Tokyo 192-0397, Japan*

We propose a model that describes cyclic state transitions of a micromachine driven by a catalytic chemical reaction. We consider a mechano-chemical coupling of variables representing the degree of a chemical reaction and the internal state of a micromachine. The total free energy consists of a tilted periodic potential and a mechano-chemical coupling energy. We assume that the reaction variable obeys a deterministic stepwise dynamics characterized by two typical time scales, i.e., the mean first passage time and the mean first transition path time. To estimate the functionality of a micromachine, we focus on the quantity called “nonreciprocity” and further discuss its dependence on the properties of catalytic reaction. For example, we show that the nonreciprocity is proportional to the square of the mean first transition path time. The explicit calculation of the two time scales within the decoupling approximation model reveals that the nonreciprocity is inversely proportional to the square of the energy barrier of catalytic reaction.

I. INTRODUCTION

In recent years, physics of micromachines such as bacteria, motor proteins, and artificial molecular machines has been intensively studied [1, 2]. Generally, a micromachine can be defined as a small object that extracts energy from chemical substances in the system and further exhibits mechanical functions. The interplay between the structural dynamics of such a small object and the associated chemical reaction is crucial for the operation of a micromachine [3, 4]. Owing to the developments in nonequilibrium statistical mechanics and experimental techniques, various researches have been conducted to reveal the energetics of a single micromachine. For example, energy efficiencies of F₁-ATPase and kinesin motors have been experimentally measured by using the Harada-Sasa relation [5–7].

Furthermore, attention has been paid to the dynamics of micromachines. For instance, several works reported that diffusion coefficients of metabolic enzymes increase due to enzymatic reactions [8–10]. Although various possible scenarios have been proposed such as self-thermophoresis, stochastic swimming, or collective heating, the main physical mechanism for the enhanced diffusion is not yet specified [9]. Moreover, the experiment by Jee *et al.* showed that metabolic enzymes can move in a directional manner in the presence of catalytic reactions [11]. Although such a swimming behavior can be explained by a specific theoretical model [12], a more fundamental understanding concerning the interplay between the dynamics and function of a micromachine is necessary.

Biological functions of a micromachine is intimately related to the transitions between different internal states. As depicted in Fig. 1(a), one can use time-dependent

state variables $s_i(t)$ ($i = 1, 2, 3, \dots$) to characterize such as conformational structure or adhesion state when a micromachine is interacting with a substrate. The state variables $s_i(t)$ change dynamically when a micromachine catalyzes a chemical reaction of substrate molecules. As long as it acts as a catalyst, however, the internal state should return to the initial state after one cycle of reaction. Hence, $s_i(t)$ should change periodically in time as the chemical reaction proceeds repeatedly.

In overdamped systems, such a cyclic change of internal state is related to biological functions of a micromachine. For example, microswimmers in a viscous fluid have been investigated by using specific models such as connected spheres [13, 14] or a spherical squirmer [15]. It was shown that the average swimming velocity is proportional to the closed loop area in the corresponding deformation space. In order to extend this concept and to generally characterize the functionality of a generic micromachine, we focus on the following quantity

$$R_{ij} = \int_0^{\tau_c} dt \dot{s}_i s_j, \quad (1)$$

where $\dot{s}_i = ds_i/dt$ and τ_c is the period of the cycle. In this paper, we shall call R_{ij} as “nonreciprocity” representing the area enclosed by a trajectory in the state space, as shown in Fig. 1(b).

For a three-sphere microswimmer [14], s_1 and s_2 correspond to the lengths of the two arms, and its average swimming velocity is directly proportional to the nonreciprocity, i.e., $V \sim R_{12}$. This relation was also discussed in the experimental realization of a three-sphere microswimmer [16]. Such a relation holds not only for deterministic microswimmers, but also for stochastic microswimmers [17, 18]. The nonreciprocity R_{ij} is also relevant to crawling motions of a cell on a substrate [19, 20]. Within a gauge theory, the average velocity of a deformable body is given by $V = \sum_{i,j} W_{ij} R_{ij}$, where W_{ij} is a weighting tensor that connects the velocity and the nonreciprocity [21]. It should be noted that the nonreciprocity R_{ij} is a universal quantity that does not depend on specific self-propulsion models. Moreover, R_{ij}

* Present address: Research Institute for Mathematical Sciences, Kyoto University, Kyoto 606-8502, Japan

† komura@tmu.ac.jp

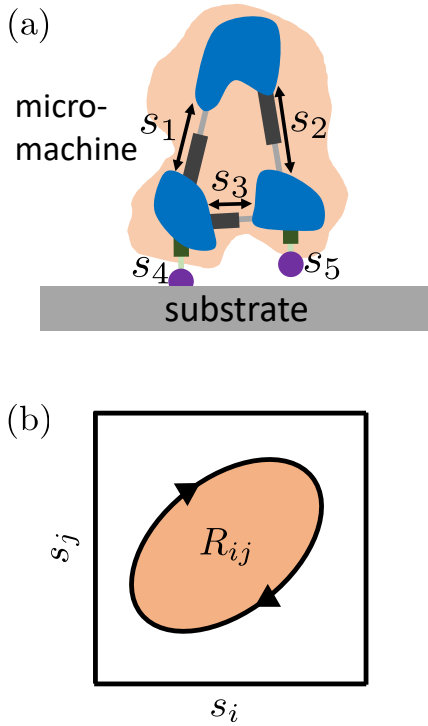


FIG. 1. (a) Schematic picture of a micromachine characterized by the conformational state variables s_1 , s_2 , and s_3 . Moreover, the adhesion between the domains and the substrate is described by the variables s_4 and s_5 . (b) The state transition of a micromachine is represented by a trajectory in the state space spanned by the variables s_i and s_j . The nonreciprocity R_{ij} [see Eq. (1)] represents the area enclosed by the trajectory.

quantifies how much a micromachine breaks the detailed balance that needs to be satisfied in thermal equilibrium.

Although the functionality of a micromachine can be quantified by R_{ij} , it is important to clarify how the nonreciprocity is regulated within a micromachine. Considering a micromachine that utilizes a catalytic chemical reaction, we investigate the relationship between the properties of the reaction and the nonreciprocity R_{ij} . Our main purpose is to propose a minimum model of a micromachine undergoing cyclic state transitions which are driven by repeated catalytic reactions. Hence, in addition to the state variables $s_i(t)$, we introduce another variable $\theta(t)$ to describe the degree of a catalytic chemical reaction. These variables are related to each other through the mechano-chemical coupling mechanism.

We employ Onsager's phenomenological equations for the time evolutions of $s_i(t)$ and $\theta(t)$. In order to solve the equations analytically, we consider the weak coupling limit and assume that the dynamics of $\theta(t)$ is described by a step function characterized by two characteristic time scales, i.e., the mean first passage time τ_p and the mean first transition path time τ_t . Solving the equations for the state variables s_i , we analytically obtain the nonre-

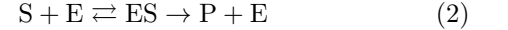
ciprocity R_{12} as a function of the above two time scales. Furthermore, we obtain analytical expressions of τ_p and τ_t within the decoupling approximation, and relate them to the properties of catalytic reaction. Combining these results, we show that the nonreciprocity is inversely proportional to the square of the energy barrier of catalytic reaction.

In the next section, we explain the model of a micromachine driven by a catalytic chemical reaction. In Sec. III, we argue the dynamics of the state variables s_i . In Sec. IV, we calculate the nonreciprocity R_{12} analytically. In Sec. V, we obtain the mean first passage time τ_p and the mean first transition path time τ_t . Finally, a summary of our work and some further comments are given in Sec. VI.

II. MODEL

A. Catalytic chemical reaction

Consider a system which contains one enzyme molecule (E) that acts as a micromachine, n_S substrate molecules (S), and n_P product molecules (P). The enzyme molecule plays the role of a catalyst and the corresponding chemical reaction is written as [22]



where ES indicates a complex molecule. The reaction rate \dot{n}_P is often analyzed by the Michaelis-Menten equation [22]. Although the above catalytic chemical reaction is relevant to the present study, our purpose is to adopt the simplest model for such a chemical reaction and not to reproduce it.

The extent of a catalytic reaction is commonly described by the number of product molecules n_P . However, since our purpose is to investigate a single molecular reaction process, we introduce a reaction variable $\theta(t)$ to quantify the extent of catalytic reaction. Unlike the quantity n_P , the reaction variable θ is a continuous number and increases 2π for each reaction. Under this assumption, θ represents the reaction phase of a periodic catalytic reaction.

According to the Kramers theory, the free energy G_r describing a chemical reaction is given by a tilted periodic potential [23]

$$G_r(\theta) = G_p(\theta) - F\theta, \quad (3)$$

where G_p is a periodic potential with a period of 2π , i.e., $G_p(\theta + 2\pi) = G_p(\theta)$, as shown schematically in Fig. 2(a). This is because θ increases by 2π for one cycle of chemical reaction and should experience the same potential. We also require that G_p takes minimum values at $\theta = 2n\pi$ (n being an integer) because the chemical states should be stable before and after the catalytic reaction. As shown in Fig. 2(a), the amplitude of G_p , denoted by A , represents the energy barrier in the chemical reaction and is

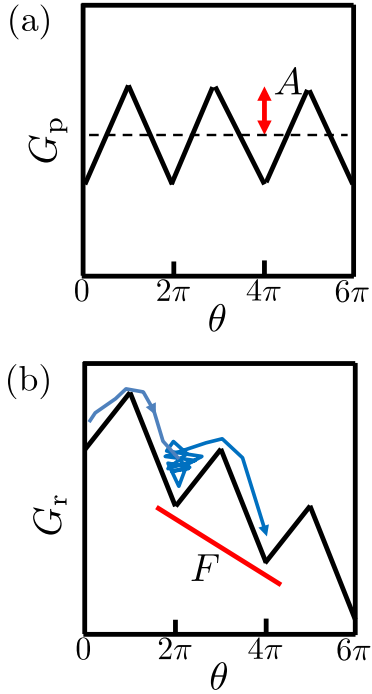


FIG. 2. (a) The periodic potential G_p as a function of the catalytic reaction variable θ with a period of 2π . Here we show a linear function given by the Eq. (23) with an energy barrier A . (b) The tilted periodic potential G_r as a function of the reaction variable θ . As shown in Eq. (3), G_r consists of the periodic part G_p in (a) and the linear part $-F\theta$, where F is the nonequilibrium force. A possible trajectory of θ is shown by the blue (gray) arrow. The value of θ fluctuates around the minimum of the potential and the transition to the next minimum takes place occasionally.

regarded as the activation energy. The explicit form of G_p will be presented later in Eq. (23).

On the other hand, F in Eq. (3) represents the chemical potential difference (such as between ATP and ADP molecules) that drives catalytic reaction. Physically, it corresponds to a nonequilibrium force even though F has the dimension of energy. The system is in chemical equilibrium when $F = 0$, whereas it is in out-of-equilibrium situation when $F \neq 0$. In this paper, we shall consider the case of $F > 0$. With the added nonequilibrium force F , the free energy G_r for catalytic reaction becomes a tilted periodic potential as schematically shown in Fig. 2(b).

B. Mechano-chemical coupling

Next, we introduce the state variables $s_i(t)$ ($i = 1, 2, 3, \dots$) characterizing the conformation of a micro-machine. As shown in Fig. 1(a), examples of the state variables are distances between the domains in a micro-machine or distances between the domains and the sub-

strate (if it exists). In the molecular dynamics simulation of myosin V, for example, the protein structure is characterized by the relative distances between the three amino acids [3]. In principle, there are a large number of degrees of freedom of a micromachine, and hence the number of the state variables s_i can also be large.

Next, we explain the mechano-chemical coupling mechanism in our model. We assume that each state variable s_i experiences a harmonic potential, $K_i[s_i - \ell_i(\theta)]^2/2$, where K_i is the coupling parameter and $\ell_i(\theta)$ is the natural state that is a function of the reaction variable θ . For a catalytic reaction, the internal state of a micro-machine should return to the initial state after one cycle of reaction and the same process takes place repeatedly. Hence, we consider that the natural state $\ell_i(\theta)$ changes also periodically and assume the simplest periodic form $\ell_i(\theta) = d_i \sin(\theta + \phi_i)$, where d_i is the amplitude and ϕ_i is the constant phase difference relative to the reaction phase θ . Under these assumptions, we consider the following mechano-chemical coupling energy G_c between θ and s_i :

$$G_c(\theta, \{s_i\}) = \sum_i \frac{K_i}{2} [s_i - d_i \sin(\theta + \phi_i)]^2. \quad (4)$$

Then the total free energy G_t in our model is simply given by

$$G_t(\theta, \{s_i\}) = G_r(\theta) + G_c(\theta, \{s_i\}). \quad (5)$$

C. Dynamic equations

For the time evolutions of θ and s_i , we employ the Onsager's phenomenological equations [24]

$$\dot{\theta} = -M \frac{\partial G_t}{\partial \theta} + \xi(t), \quad (6)$$

$$\dot{s}_i = - \sum_j \mu_{ij} \frac{\partial G_t}{\partial s_j} + \xi_i(t), \quad (7)$$

where M and μ_{ij} are the Onsager coefficients for θ and s_i , respectively. These coefficients represent energy dissipation, and μ_{ij} is given, for example, by the inverse of the friction coefficient of a domain due to the surrounding viscous fluid. Moreover, ξ and ξ_i represent thermal fluctuations which satisfy the fluctuation-dissipation theorem

$$\langle \xi(t) \rangle = 0, \quad (8)$$

$$\langle \xi(t) \xi(t') \rangle = 2M k_B T \delta(t - t'), \quad (9)$$

$$\langle \xi_i(t) \rangle = 0, \quad (10)$$

$$\langle \xi_i(t) \xi_j(t') \rangle = 2\mu_{ij} k_B T \delta(t - t'), \quad (11)$$

where k_B is the Boltzmann constant and T is the temperature.

In the above equations, the Onsager coefficients are assumed to be constant and thermal fluctuations are

given by Gaussian white noise. In the presence of a memory effect such as viscoelasticity, the Onsager coefficients depend on time and thermal fluctuations are given by colored noise in the form of generalized fluctuation-dissipation relations. In the absence of thermal fluctuations, the reaction variable θ does not evolve in time because of the energy barrier A in the potential G_r [see Fig. 2(b)]. If thermal fluctuations are present, the value of θ fluctuates around the minimum of the potential and the transition to the next minimum takes place occasionally [blue (gray) trajectory in Fig. 2(b)]. Hence, thermal fluctuations are necessary to drive time evolutions of θ and s_i in our stochastic model.

Although our model is general, we make several simplifications in order to solve the coupled equations analytically. First, we only take into account two degrees of freedom, i.e., s_1 and s_2 . Second, the mobility coefficients μ_{ij} is assumed to have the form $\mu_{11} = \mu_{22} = \mu$ and $\mu_{12} = \mu_{21} = 0$. Third, the coupling free energy is symmetric between the two degrees of freedom, i.e., $K_1 = K_2 = K$ and $d_1 = d_2 = d$. Then Eqs. (6) and (7) reduce to

$$\begin{aligned} \dot{\theta} = & -M[\partial_{\theta}G_r(\theta) - Kd\cos(\theta + \phi_1)\delta_1 \\ & - Kd\cos(\theta + \phi_2)\delta_2] + \xi, \end{aligned} \quad (12)$$

$$\dot{\delta}_1 = -\gamma\delta_1 - d\cos(\theta + \phi_1)\dot{\theta} + \xi_1, \quad (13)$$

$$\dot{\delta}_2 = -\gamma\delta_2 - d\cos(\theta + \phi_2)\dot{\theta} + \xi_2, \quad (14)$$

where we have introduced $\delta_i = s_i - d\sin(\theta + \phi_i)$ and defined the relaxation rate $\gamma = \mu K$.

As a demonstration of our model, we have numerically solved Eqs. (12)–(14) by using the Euler method and plotted in Fig. 3 the time evolutions of θ (top), s_1 (middle), and s_2 (bottom) for certain parameters. We see that the reaction variable θ increases stochastically in a stepwise manner, whereas the state variables s_1 and s_2 undergo almost random fluctuations. Corresponding to the stepwise increase of θ , both s_1 and s_2 tend to show peaks as indicated by the vertical red (gray) lines. Although the simulation result in Fig. 3 demonstrates that the present minimum micromachine is indeed driven by thermal fluctuations, it is difficult to isolate the peaks of s_i because they are almost comparable to the background fluctuations. Moreover, the state transitions become very rare when $A \gg k_B T$. Therefore, instead of performing further simulations, we investigate our model analytically by using the decoupling approximation.

D. Decoupling approximation

The decoupling approximation relies on two assumptions: (i) taking the weak coupling limit, $Kd^2 \ll A$, and (ii) assuming a deterministic dynamics for $\theta(t)$. Under the assumption (i), Eq. (12) can be simplified to

$$\dot{\theta} = -M\partial_{\theta}G_r(\theta) + \xi, \quad (15)$$

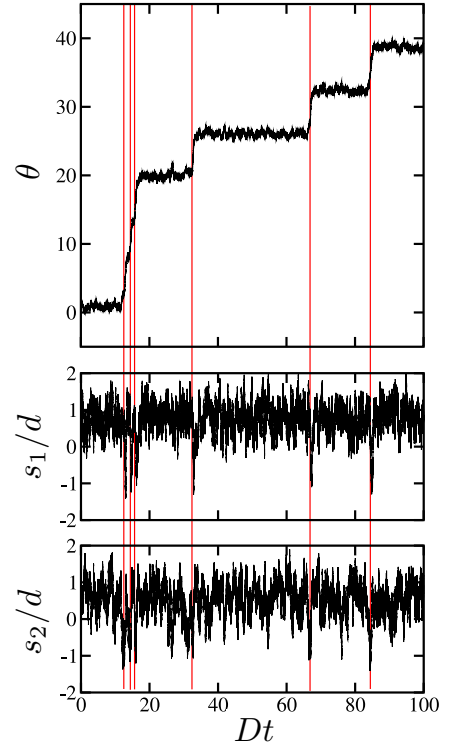


FIG. 3. Time evolutions of θ (top), s_1 (middle), and s_2 (bottom) obtained by numerically solving Eqs. (12)–(14). We use the dimensionless time by Dt , where $D = Mk_B T$ has the dimension of inverse time. The parameters are $a = A/(k_B T) = 10$, $f = F/(k_B T) = 8$, $Kd^2/(k_B T) = 10$, $\phi_1 = 0$, $\phi_2 = \pi/2$, and $\mu/(d^2 M) = 1$. In this simulation, the periodic potential is taken to be $G_p(\theta) = -A \cos \theta$ and is different from the linear function in Eq. (23). The red (gray) vertical lines indicate the moments when the catalytic chemical reactions take place.

where θ is now decoupled from s_i . If we were able to solve Eq. (15) for θ , we can further solve Eqs. (13) and (14) for δ_i (s_i). However, it is still difficult to solve Eq. (15) analytically because θ is mostly trapped in the local minimum of G_r and thermal fluctuations are necessary to overcome the energy barrier A .

To tackle this problem, we further employ the assumption (ii) for $\theta(t)$. As we shall explain in the next section, we assume that $\theta(t)$ is described by a deterministic function characterized by two time scales, i.e., the mean first passage time τ_p and the mean first transition path time τ_t [see later Eq. (16) and Fig. 4(b)]. Then we can first solve Eqs. (13) and (14) analytically and obtain the explicit expression for δ_i , as we show in Sec. III. This result will be used to compute the nonreciprocity R_{12} analytically in Sec. IV. In Sec. V, on the other hand, the two characteristic time scales τ_p and τ_t will be separately calculated by using Eq. (15) within the decoupling approximation.

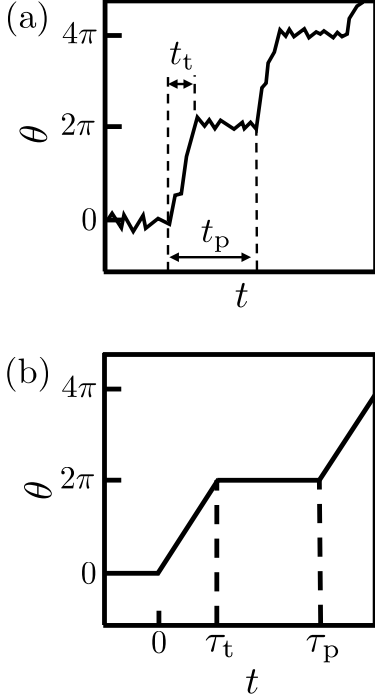


FIG. 4. (a) Schematic example of a stochastic time evolution of the reaction variable θ . Such a time evolution is characterized by the first transition path time t_t and the first passage time t_p which are both stochastic quantities. (b) After averaging over these quantities, we obtain the average time evolution of θ as assumed in Eq. (16). Here τ_t and τ_p are the mean first transition path time and the mean first passage time, respectively. The reaction variable increases linearly for $0 \leq t < \tau_t$ and remains constant for $\tau_t \leq t < \tau_p$. The reaction phase $\theta(t)$ satisfies $\theta(t + \tau_p) = \theta(t) + 2\pi$.

III. DYNAMICS OF STATE VARIABLES

In this section, we discuss the dynamics of the state variables δ_1 (s_1) and δ_2 (s_2) that obey Eqs. (13) and (14), respectively. To solve these equations, we make an assumption for the time dependence of $\theta(t)$, as we mentioned in the previous section. With a tilted periodic potential given by Eq. (3) and shown in Fig. 2(b), the reaction variable θ changes stochastically and increases in a stepwise manner as we saw in the numerical simulation [see Fig. 3 (top)] and also schematically depicted in Fig. 4(a). Such a time evolution of $\theta(t)$ can be characterized by two characteristic time scales. The first one is the “first passage time” t_p which is the time required to change from one local minimum to the neighboring lower local minimum [23]. The second one is the “first transition path time” t_t which is the time needed for the actual transition [25–27]. It should be noticed that both t_p and t_t are stochastic quantities.

To discuss the dynamics of s_1 and s_2 , let us assume that θ can be represented by a deterministic stepwise function characterized by the “mean first passage time”

τ_p and the “mean first transition path time” τ_t which are the averages of t_p and t_t , respectively. As depicted in Fig. 4(b), the assumed functional form of θ is

$$\theta(t) = \begin{cases} 2\pi t/\tau_t & \text{for } 0 \leq t < \tau_t \\ 2\pi & \text{for } \tau_t \leq t < \tau_p \end{cases}. \quad (16)$$

Furthermore, we require that θ increases by 2π after one cycle of catalytic reaction τ_p , i.e., $\theta(t + \tau_p) = \theta(t) + 2\pi$. The explicit expressions of τ_p and τ_t under the decoupling approximation will be given in Sec. V where we focus on their dependencies on the energy barrier A and the nonequilibrium force F .

Substituting Eq. (16) into Eqs. (13) and (14), we solve them in the absence of thermal noise, i.e., $\xi_1 = \xi_2 = 0$ (see Appendix A for the details). Then the stationary solution for δ_i ($i = 1, 2$) can be obtained as

$$\begin{aligned} \delta_i(t) = & \frac{d}{(\gamma\tau_t/2\pi)^2 + 1} \\ & \times \left[-\frac{\gamma\tau_t}{2\pi} \cos\left(\frac{2\pi t}{\tau_t} + \phi_i\right) - \sin\left(\frac{2\pi t}{\tau_t} + \phi_i\right) \right. \\ & \left. + \frac{e^{\gamma\tau_p} - e^{\gamma\tau_t}}{e^{\gamma\tau_p} - 1} \left(\frac{\gamma\tau_t}{2\pi} \cos\phi_i + \sin\phi_i \right) e^{-\gamma t} \right], \quad (17) \end{aligned}$$

for $0 \leq t < \tau_t$ and

$$\begin{aligned} \delta_i(t) = & -\frac{d}{(\gamma\tau_t/2\pi)^2 + 1} \frac{e^{\gamma\tau_p}(e^{\gamma\tau_t} - 1)}{e^{\gamma\tau_p} - 1} \\ & \times \left(\frac{\gamma\tau_t}{2\pi} \cos\phi_i + \sin\phi_i \right) e^{-\gamma t}, \quad (18) \end{aligned}$$

for $\tau_t \leq t < \tau_p$.

In Figs. 5(a) and (b), we plot the time evolutions of s_1 and s_2 , respectively, when $\phi_1 = 0$ and $\phi_2 = \pi/2$. We set $\tau_t/\tau_p = 0.5$ and change $\gamma\tau_p = 1, 10$, and 10^2 . Notice that $\gamma\tau_p = \mu K\tau_p$ is the dimensionless relaxation rate. When the relaxation is fast, $\gamma\tau_p > 1$, the internal state of a micromachine can be sufficiently relaxed to the initial state within the reaction cycle τ_p . When the relaxation is slow, $\gamma\tau_p < 1$, on the other hand, the next reaction starts before the internal state is fully relaxed. The fast relaxation cases, $\gamma\tau_p = 10, 10^2$ adopted in Fig. 5 do not contradict with the weak coupling limit, $Kd^2 \ll A$, as we have discussed before. These two conditions can be simultaneously satisfied when $\mu \gg d^2/(\tau_p A)$, namely, when the Onsager coefficient μ is sufficiently large.

When $\gamma\tau_p = 10^2$ (green or light gray), the behaviors for $0 \leq t < \tau_t$ are well described by sinusoidal functions $s_1/d = \sin(2\pi t/\tau_t)$ and $s_2/d = \cos(2\pi t/\tau_t)$. In this fast relaxation case, we see a sufficiently large state change within a micromachine. When $\gamma\tau_p = 1$ (black) or 10 (red or gray), s_i cannot follow the change in θ and the functionality of a micromachine is diminished. In Fig. 5(c), we plot the trajectories of s_1 and s_2 over one cycle of reaction for different values of $\gamma\tau_p$. For each cycle, 20 equal time intervals are marked by the filled circles. As mentioned before, the enclosed area of each trajectory gives the nonreciprocity R_{12} .

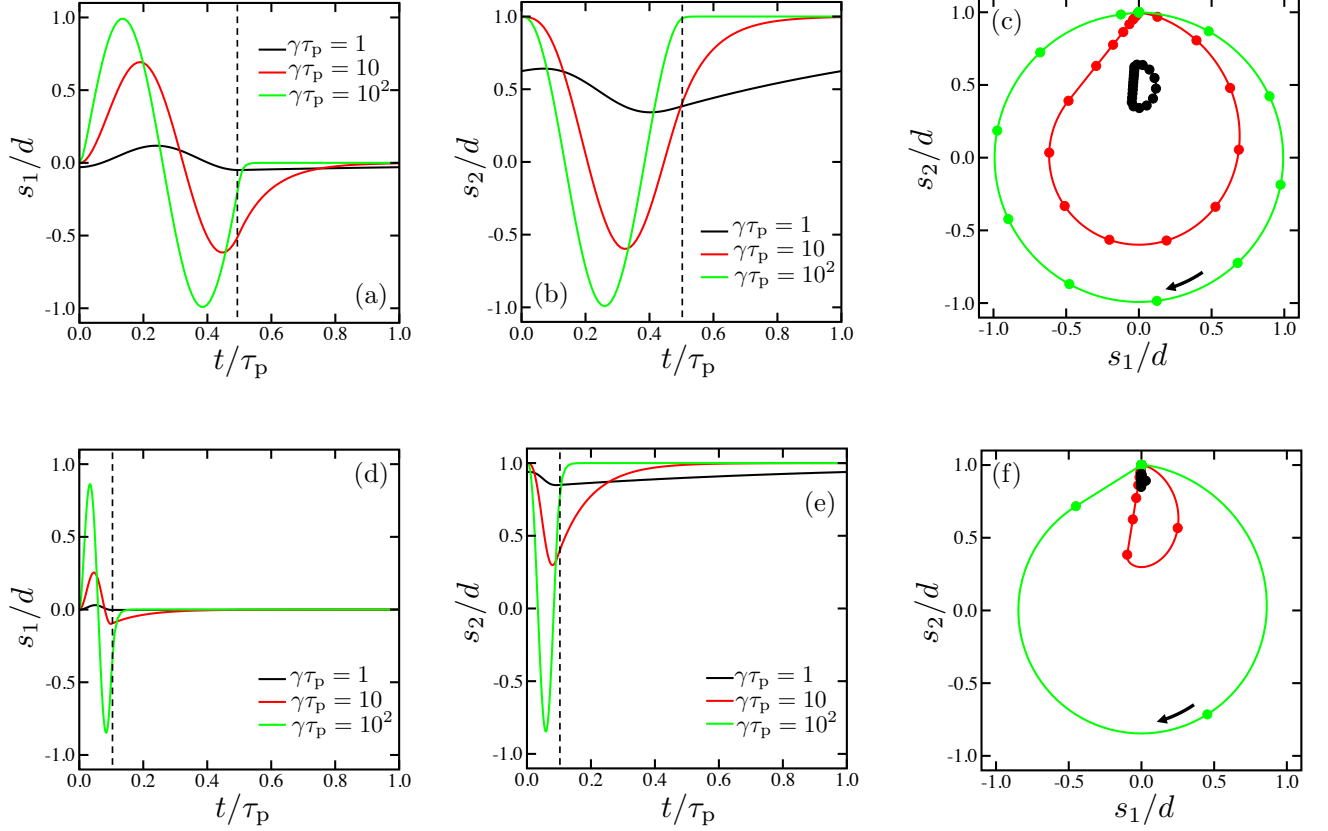


FIG. 5. Time evolutions of (a) s_1 and (b) s_2 when $\phi_1 = 0$ and $\phi_2 = \pi/2$. We set $\tau_t/\tau_p = 0.5$ (shown by the dashed line) and change $\gamma\tau_p = 1$ (black), 10 (red or gray), and 10^2 (green or light gray). (c) The trajectory of the state variables s_1 and s_2 shown in (a) and (b), respectively, over one cycle. For each cycle, 20 equal time intervals are marked by the filled circles. The black arrow indicates the direction of the state transition. The enclosed area of the trajectory corresponds to the nonreciprocity R_{12} . (d), (e), and (f) are the similar plots to (a), (b), and (c), respectively, when $\tau_t/\tau_p = 0.1$ (shown by the dashed line).

In Figs. 5(d), (e), and (f), we show the corresponding plots when $\tau_t/\tau_p = 0.1$ (smaller τ_t). When $\gamma\tau_p = 10^2$ (green or light gray) and $0 \leq t < \tau_t$, both s_1 and s_2 are well described by the same sinusoidal functions as in Figs. 5(a) and (b), respectively. On the other hand, the black and red (gray) curves for $\gamma\tau_p = 1$ and 10 , respectively, deviate significantly from the green (light gray) curve for $\gamma\tau_p = 10^2$, and the magnitudes are significantly suppressed. The reduced magnitudes can also be seen in Fig. 5(f) where the areas enclosed by the black and red (gray) lines are much smaller than that of the green (light gray) line. This means that, for $\gamma\tau_p = 1$ and 10 , the nonreciprocity is further decreased as τ_t/τ_p is made smaller.

IV. NONRECIPROCALITY OF A MICROMACHINE

We have mentioned in Introduction that the nonreciprocity defined in Eq. (1) provides us with a useful quantity to evaluate the functionality of a microma-

chine [14, 17, 19–21]. Previously, the nonreciprocity was obtained along a deterministic state change when the period of deformation is constant. However, this is not always possible when fluctuations are present [28]. For a stochastic micromachine, it is necessary either to take a long time limit or to estimate the statistical average to estimate the nonreciprocity. In the present model and analysis, on the other hand, one can calculate the nonreciprocity directly from Eq. (1) because we have assumed a deterministic dynamics for θ as in Eq. (16).

With the use of Eqs. (17) and (18), the nonreciprocity R_{12} can be analytically obtained in terms of τ_p and τ_t as

$$\begin{aligned}
 R_{12} &= \int_0^{\tau_p} dt \dot{s}_1 s_2 \\
 &= \frac{d^2 \gamma^2 \tau_t^2}{4\pi[(\gamma\tau_t/2\pi)^2 + 1]} \sin(\phi_2 - \phi_1) \\
 &\quad \times \left[1 + \frac{2[1 + e^{\gamma\tau_p} - e^{\gamma\tau_t} - e^{\gamma(\tau_p - \tau_t)}]}{\gamma\tau_t[(\gamma\tau_t/2\pi)^2 + 1](e^{\gamma\tau_p} - 1)} \right]. \quad (19)
 \end{aligned}$$

This is the main result of this paper. Since R_{12} is pro-

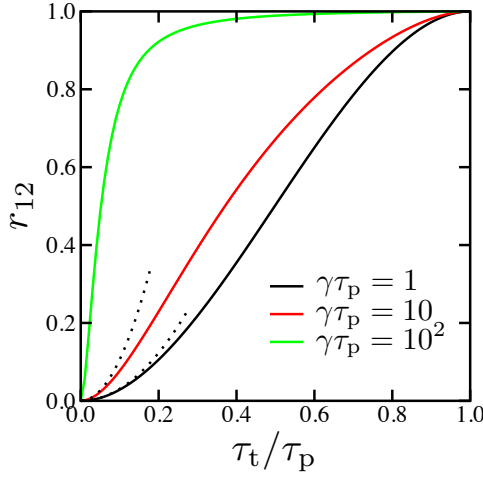


FIG. 6. The dimensionless nonreciprocity r_{12} (defined in the text) as a function of τ_t/τ_p for $\gamma\tau_p = 1$ (black), 10 (red or gray), and 10^2 (green or light gray). The dotted lines are the asymptotic expression for $\tau_t/\tau_p \ll 1$ given by Eq. (21).

portional to $\sin(\phi_2 - \phi_1)$, it vanishes when $\phi_1 = \phi_2$. In other words, the state variables s_1 and s_2 should be out-of-phase ($\phi_1 \neq \phi_2$) with respect to each other in order to exhibit a functionality. This result is in accordance with the scallop theorem for a microswimmer [14, 21]. Moreover, the nonreciprocity satisfies the symmetry property such that $R_{12} = -R_{21}$.

From Eq. (19), the asymptotic expressions of R_{12} can be obtained as

$$R_{12} \approx \frac{d^2 \gamma^2 \tau_p^2 \sin(\phi_2 - \phi_1)}{4\pi[(\gamma\tau_p/2\pi)^2 + 1]} \quad (\tau_t/\tau_p \approx 1), \quad (20)$$

$$R_{12} \approx \frac{3d^2 \gamma^2 \tau_t^2}{4\pi} \sin(\phi_2 - \phi_1) \quad (\tau_t/\tau_p \ll 1). \quad (21)$$

In Fig. 6, we plot the dimensionless nonreciprocity r_{12} , i.e., R_{12} scaled by the right hand side of Eq. (20), as a function of the ratio τ_t/τ_p for different values of $\gamma\tau_p$. The dotted lines represent the asymptotic expression in Eq. (21). From this plot, one can confirm the scaling behavior $R_{12} \sim (\gamma\tau_t)^2$ when $\tau_t/\tau_p \ll 1$. When $\tau_t/\tau_p \approx 1$, on the other hand, r_{12} approaches unity as we see in Eq. (20).

V. TWO CHARACTERISTIC TIME SCALES

As discussed in Sec. III, the dynamics of a catalytic chemical reaction is generally characterized by the mean first passage time τ_p and the mean first transition path time τ_t . According to the Kramers theory, τ_p gives the time to overcome an energy barrier, and the inverse of it is a chemical reaction rate [23]. While most of the first passage time is spent by the waiting time, the actual time required for a state transition can be much smaller. Such

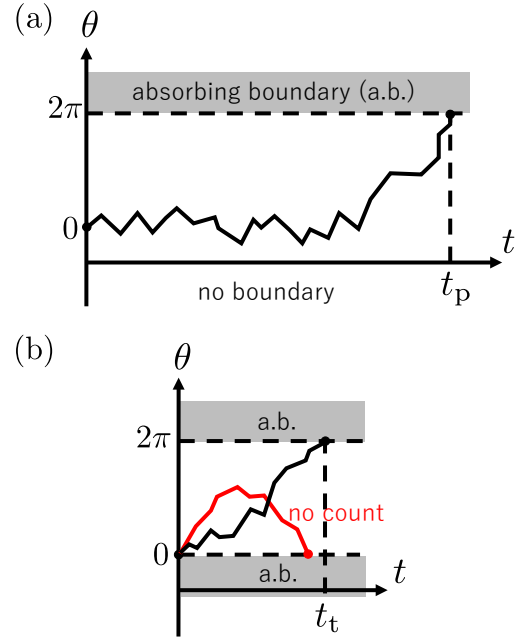


FIG. 7. (a) Schematic description of the first passage time t_p . We consider a semi-infinite system with an absorbing boundary condition at $\theta = 2\pi$, and measure the time until a Brownian particle is absorbed at $\theta = 2\pi$. Here the state $\theta = 0$ can be visited multiple times, which gives rise to a long waiting time. (b) Schematic description of the first transition path time t_t . We consider a finite system with absorbing boundary conditions at $\theta = 0$ and 2π , and measure the time until a Brownian particle is absorbed at $\theta = 2\pi$. When the particle is absorbed at $\theta = 0$ [the red (gray) trajectory], such an event is not counted.

a short time scale is characterized by τ_t [25–27, 29, 30]. For a nucleic acid folding, it was estimated to be $\tau_t \leq 10^{-5}$ s [31–33].

In this section, we obtain the analytical expressions of τ_p and τ_t in terms of the potential parameters A and F in G_r . Within the decoupling approximation, $Kd^2 \ll A$, we consider the dynamics of θ by using Eq. (15). Then one can obtain both τ_p and τ_t for a general potential [27].

A. Mean first passage time τ_p

The first passage time t_p is a time for a reaction that started from the initial value θ_0 reaches the final value θ_f for the first time. Notice that $\theta_0 = 0$ and $\theta_f = 2\pi$ in our model. Mathematically, this is equivalent to consider a Brownian motion of a particle in a semi-infinite system with an absorbing boundary condition at $\theta = \theta_f$, and to measure the time until the particle is absorbed at $\theta = \theta_f$ [see Fig. 7 (a)]. However, because the state $\theta = \theta_0$ can be visited multiple times, most of the first passage time is spent by a long waiting time. Since t_p is a stochastic quantity and has a broad distribution, it is useful to con-

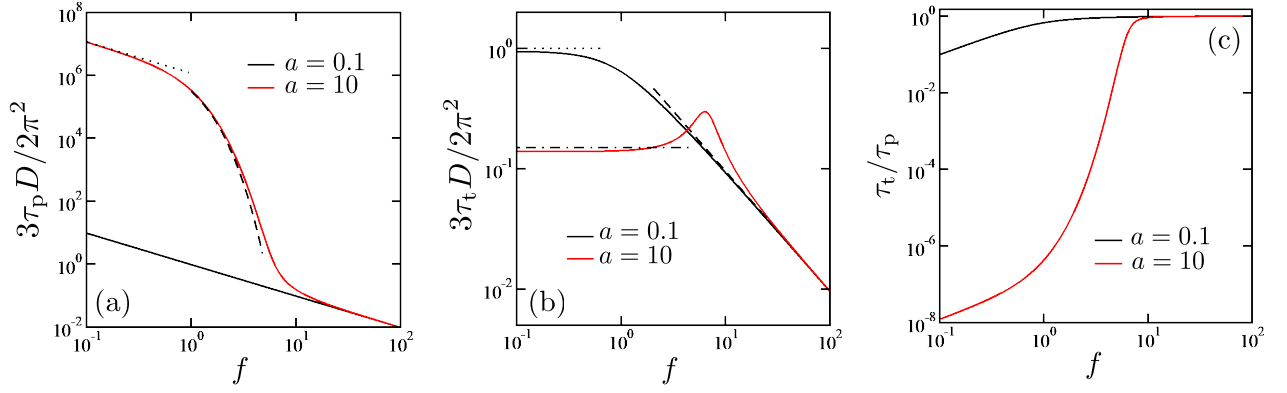


FIG. 8. (a) The dimensionless mean first passage time τ_p as a function of the dimensionless nonequilibrium force f for $a = 0.1$ (black) and 10 (red or gray). The plot for $a = 0.1$ almost coincides with the asymptotic form in Eq. (25). The dotted and dashed lines are the asymptotic expressions in Eqs. (26) and (27), respectively. (b) The dimensionless mean first transition path time τ_t as a function of the dimensionless nonequilibrium force f for $a = 0.1$ (black) and 10 (red or gray). The dotted and dashed lines are the asymptotic expressions in Eqs. (35) and (36), respectively. The dashed-dotted line is the asymptotic expression in Eq. (37). (c) The ratio τ_t/τ_p as a function of the dimensionless nonequilibrium force f for $a = 0.1$ and 10. The asymptotic value of τ_t/τ_p approaches unity for large f , while it strongly depends on a for small f .

sider its average value τ_p called the mean first passage time.

A formal derivation of τ_p is reviewed in Appendix B. For an arbitrary periodic function G_p , τ_p can be given by

$$\tau_p = \frac{1}{D(1 - e^{-2\pi f})} \times \int_0^{2\pi} dx \int_0^{2\pi} dy \exp[g_p(x) - g_p(x-y) - fy], \quad (22)$$

where $g_p = G_p/(k_B T)$ and $f = F/(k_B T)$ are the dimensionless potential and nonequilibrium force, respectively. Moreover, we have defined the diffusion constant $D = Mk_B T$, where M is the Onsager coefficient used in Eqs. (6) and (15). Note that D has the dimension of inverse time in the present model.

The periodic potential $G_p(\theta)$ in Eq. (3) should satisfy $G_p(\theta + 2\pi) = G_p(\theta)$ and its energy barrier is A . Among various possibilities, the simplest form would be $G_p(\theta) = -A \cos \theta$ that was used in our numerical simulation. However, to perform the integral in Eq. (22) analytically, we employ here the following linear functions:

$$G_p(\theta) = \begin{cases} A \left(\frac{2}{\pi} \theta - 1 \right) & \text{for } 0 \leq \theta < \pi \\ A \left(-\frac{2}{\pi} \theta + 3 \right) & \text{for } \pi \leq \theta < 2\pi \end{cases}, \quad (23)$$

as depicted in Fig. 2(a). With this periodic potential,

one can analytically obtain τ_p as

$$\tau_p = \frac{2\pi^2}{D} \left[\frac{\pi f}{\pi^2 f^2 - 4a^2} - \frac{8a^2}{(\pi^2 f^2 - 4a^2)^2} \frac{1 + e^{-2\pi f}}{1 - e^{-2\pi f}} + \frac{16a^2 \cosh(2a)}{(\pi^2 f^2 - 4a^2)^2} \frac{e^{-\pi f}}{1 - e^{-2\pi f}} \right], \quad (24)$$

where $a = A/(k_B T)$ is the dimensionless energy barrier. Then the asymptotic expressions of τ_p are given as follows:

$$\tau_p \approx \frac{2\pi}{Df} = \frac{2\pi}{MF} \quad (a \ll 1 \text{ or } a \ll f), \quad (25)$$

$$\tau_p \approx \frac{\pi e^{2a}}{2Da^2 f} = \frac{\pi (k_B T)^2 e^{2A/k_B T}}{2MA^2 F} \quad (a \gg 1 \text{ and } f \ll 1), \quad (26)$$

$$\tau_p \approx \frac{\pi^2 e^{2a} e^{-\pi f}}{Da^2} = \frac{\pi^2 k_B T e^{2A/k_B T} e^{-\pi F/k_B T}}{MA^2} \quad (a \gg f \gg 1). \quad (27)$$

Here we have recovered the dimension in the last expressions for the clarity sake. Since Eq. (25) does not depend on the temperature, thermal fluctuations are irrelevant in this limit. This is not the case for Eqs. (26) and (27) which diverge when the temperature vanishes due to the exponential factors.

In Fig. 8(a), we plot the scaled τ_p in Eq. (24) as a function of f for $a = 0.1$ and 10. For $a = 0.1$ (black), the entire behavior is simply approximated by Eq. (25). For $a = 10$ (red or gray), on the other hand, we have plotted Eqs. (26) (dotted line) and (27) (dashed line) which are in good agreement with the full expression of τ_p .

B. Mean first transition path time τ_t

The first transition path time t_t is a time for a reaction that started from the initial value θ_0 reaches the final value θ_f without returning to θ_0 . Mathematically, this is equivalent to consider a Brownian motion of a particle in a finite system with absorbing boundary conditions both at $\theta = \theta_0$ and $\theta = \theta_f$, and to measure the time until the particle is absorbed at $\theta = \theta_f$ [the black trajectory in Fig. 7 (b)]. When the particle is absorbed at $\theta = \theta_0$, such an event is not counted [the red (gray) trajectory in Fig. 7 (b)]. Since t_t is also a random quantity, we consider its average τ_t called the mean first transition path time.

A formal derivation of τ_t is explained in Appendix C, and the result is given by

$$\tau_t = \frac{1}{D} \left[\int_0^{2\pi} dw \exp[g_r(w)] \right]^{-1} \times \int_0^{2\pi} dx \int_x^{2\pi} dy \int_0^x dz \exp[-g_r(x) + g_r(y) + g_r(z)], \quad (28)$$

where $g_r = G_r/(k_B T)$. Using Eqs. (3) and (23), we can analytically obtain τ_t as

$$\tau_t = \frac{2\pi^2}{D[2a(1 - 2e^{2a}e^{\pi f} + e^{2\pi f}) + \pi f(e^{2\pi f} - 1)]} \times \frac{\Xi_0 + \Xi_1(\pi f) + \Xi_2(\pi f)^2 + \Xi_3(\pi f)^3 + \Xi_4(\pi f)^4}{(\pi^2 f^2 - 4a^2)^2}, \quad (29)$$

where

$$\Xi_0 = -2(2a)^4 e^{2a} e^{\pi f} + (2a)^3 (e^{-2a} e^{\pi f} + 3e^{2a} e^{\pi f} - 2 - 2e^{2\pi f}), \quad (30)$$

$$\Xi_1 = (2a)^3 (1 - e^{2\pi f}) + 3(2a)^2 (1 - e^{2\pi f}), \quad (31)$$

$$\Xi_2 = (2a)^2 (-1 + 2e^{2a} e^{\pi f} - 3e^{2\pi f}) + (2a)(-e^{-2a} e^{\pi f} + 5e^{2a} e^{\pi f} - 2e^{2\pi f} - 2), \quad (32)$$

$$\Xi_3 = 2a(e^{2\pi f} - 1) - (e^{2\pi f} - 1), \quad (33)$$

$$\Xi_4 = e^{2\pi f} + 1. \quad (34)$$

Then the asymptotic expressions of τ_t are given as follows:

$$\tau_t \approx \frac{2\pi^2}{3D} = \frac{2\pi^2}{3Mk_B T} \quad (a \ll 1 \text{ and } f \ll 1), \quad (35)$$

$$\tau_t \approx \frac{2\pi}{Df} = \frac{2\pi}{MF} \quad (f \gg 1 \text{ and } a \ll f), \quad (36)$$

$$\tau_t \approx \frac{\pi^2}{Da} = \frac{\pi^2}{MA} \quad (a \gg 1 \text{ and } a \gg f). \quad (37)$$

In the limit of Eq. (35), the transition process is dominated by thermal fluctuations. On the other hand, Eqs. (36) and (37) are independent of the temperature, and hence the transitions occur deterministically. The

scaling relation $\tau_t \sim 1/a$ in Eq. (37) was also obtained before for a quadratic potential [34].

In Fig. 8(b), we plot the scaled τ_t as a function of f for $a = 0.1$ and 10. For $a = 0.1$ (black), τ_t is constant for $f < 1$ and it decreases for $f > 1$. This behavior is in accordance with the asymptotic expressions in Eq. (35) (dotted line) and Eq. (36) (dashed line). For $a = 10$ (red or gray), on the other hand, τ_t takes a maximum value around $f \approx a$. The dashed-dotted line is the asymptotic expression in Eq. (37).

In Fig. 8(c), we plot the ratio τ_t/τ_p as a function of f for $a = 0.1$ and 10. For $a = 0.1$ (black), a power law dependence is seen for $f < 1$, and τ_t/τ_p approaches unity for $f > 1$. For $a = 10$ (red or gray), on the other hand, τ_t/τ_p is vanishingly small for $f < 1$, and it grows exponentially for $1 < f < a$.

It is worth mentioning here the characteristic difference between τ_p and τ_t . In the limit of $f \rightarrow 0$, τ_p diverges [see Eqs. (25) and (26)] while τ_t remains finite [see Eqs. (35) and (36)]. This is because a nonequilibrium driving force is always required for the net chemical reaction with a finite τ_p . On the other hand, τ_t can be evaluated even in the equilibrium situation.

VI. SUMMARY AND DISCUSSION

In this paper, we have discussed cyclic state transitions of a micromachine driven by a catalytic chemical reaction. We have proposed a minimum model of a generic micromachine and calculated the nonreciprocity in Eq. (1) to quantify the functionality. Our model uses the reaction variable θ and the state variables s_i which are coupled to each other through the mechanochemical coupling mechanism. The tilted periodic potential $G_r(\theta)$ for catalytic reaction is characterized by the energy barrier A and the nonequilibrium force F . Importantly, the state variables s_i are required to change periodically in time for a catalytic reaction.

To investigate our model analytically, we have employed the decoupling approximation for the Onsager's equations. Furthermore, we have assumed that the reaction variable θ obeys a deterministic stepwise dynamics characterized by the mean first passage time τ_p and the mean first transition path time τ_t . Under these assumptions, we have first obtained the time dependencies of the state variables s_1 and s_2 in terms of τ_p and τ_t [see Eqs. (17) and (18)]. We find that the magnitudes of s_1 and s_2 become smaller when τ_t/τ_p or $\gamma\tau_p$ is decreased. Then we have analytically obtained the nonreciprocity R_{12} within the decoupling approximation [see Eq. (19)]. One of the important results is the asymptotic scaling relation $R_{12} \sim (\gamma\tau_t)^2$ for $\tau_t/\tau_p \ll 1$ [see Eq. (21)]. Using Eq. (15) in the small coupling limit, we have further obtained τ_p [see Eq. (24)] and τ_t [see Eq. (29)] in terms of the potential parameters A and F .

So far, the nonreciprocity R_{12} has been obtained in terms of τ_p and τ_t , whereas they are further expressed

in terms of A and F . For a realistic chemical reaction such as ATP hydrolysis, τ_t/τ_p is typically small, and we expect that R_{12} can be well approximated by Eq. (21). On the other hand, the limit of Eq. (37) is appropriate for τ_t when $a = A/(k_B T)$ is large enough. Using the corresponding asymptotic expressions, the relevant scaling for the nonreciprocity R_{12} turns out to be

$$R_{12} \sim \left(\frac{d\gamma}{Da}\right)^2 \sin(\phi_2 - \phi_1) \sim \left(\frac{d\mu K}{MA}\right)^2 \sin(\phi_2 - \phi_1). \quad (38)$$

In particular, the relation $R_{12} \sim 1/A^2$ implies that the higher the energy barrier is, the smaller the nonreciprocity becomes. This scaling relation is another important result of the present model.

Next we discuss typical values of the model parameters. From the experiment measuring the enhanced diffusion of a motor protein, the energy barrier of ATP was estimated to be $A \sim 10 k_B T$ [35]. When a single ATP molecule is converted into ADP, the produced energy is roughly $20 k_B T$ [6]. Then we estimate the nonequilibrium chemical force as $F \sim 20/(2\pi) k_B T \sim 3 k_B T$ (notice again that the dimension of F is energy). Hence both $A/k_B T > 1$ ($a > 1$) and $A > F$ ($a > f$) are satisfied. Moreover, one can estimate from Eqs. (26) and (37) that $\tau_t/\tau_p \sim 10^{-6} \ll 1$, which justifies the assumption in Eq. (38).

Recent experiments reported the diffusion enhancement of enzymes due to catalytic chemical reactions [8, 11]. When a self-propelled particle undergoes a rotational diffusion, its translational diffusion coefficient increases by $\Delta D = V^2 \tau_{\text{rot}}$, where V is the propulsion velocity and τ_{rot} is the rotational diffusion time [36]. Since the propulsion velocity is proportional to the nonreciprocity, $V \sim R$, the diffusion enhancement can be estimated as $\Delta D \sim R^2 \tau_{\text{rot}} \sim \tau_{\text{rot}}/A^4$. So far, the relation between the energy barrier and the functionality of a micromachine has not yet been investigated. We predict that the change in the energy barrier can be reflected in the diffusion enhancement of enzymes.

In the present study, we have mainly discussed the case when there are only two degrees of freedom (s_1 and s_2) of a micromachine. Although this is a minimum and sufficient number to discuss the nonreciprocity R_{12} , one needs to take into account a large number of state variables to describe the dynamics of realistic enzymes. As mentioned in Introduction, the total functionality of a micromachine can be expressed by the weighted sum $\sum_{i,j} W_{ij} R_{ij}$, where W_{ij} is the weighting tensor that depends on the properties of a micromachine. Hence it is necessary to evaluate the nonreciprocities R_{ij} for all the binary combinations of the state variables. Although the estimation of the weight tensor W_{ij} is beyond the scope of this work, such a study will be important in the future.

In the present work, the nonreciprocity R_{12} has been obtained only in the weak coupling limit, $Kd^2 \ll A$. The

investigation of the opposite strong coupling limit is also left as a future work such as performing more extended numerical simulations. It would be also interesting to see the case when the off-diagonal elements of the Onsager coefficient is nonzero, i.e., $\mu_{ij} \neq 0$ for $i \neq j$.

ACKNOWLEDGMENTS

K.Y. acknowledges support by a Grant-in-Aid for JSPS Fellows (Grant No. 18J21231) from the Japan Society for the Promotion of Science (JSPS). S.K. acknowledges support by a Grant-in-Aid for Scientific Research (C) (Grant No. 18K03567 and Grant No. 19K03765) from the JSPS, and support by a Grant-in-Aid for Scientific Research on Innovative Areas ‘‘Information Physics of Living Matters’’ (Grant No. 20H05538) from the Ministry of Education, Culture, Sports, Science and Technology of Japan.

Appendix A: Derivation of Eqs. (17) and (18)

In this Appendix, we show the derivation of Eqs. (17) and (18). In the absence of the noise terms, Eqs. (13) and (14) can be formally solved as

$$\delta_i(t) = -e^{-\gamma t} \int_{-\infty}^t dt' e^{\gamma t'} d \cos[\theta(t') + \phi_i] \dot{\theta}(t'), \quad (A1)$$

where we have assumed $0 \leq t \leq \tau_p$ and ignored a term that depends on the initial condition. Using Eq. (16) for θ and the condition $\theta(t + \tau_p) = \theta(t) + 2\pi$, we obtain

$$\begin{aligned} \delta_i(t) = & -\frac{2\pi}{\tau_t} de^{-\gamma t} \left[\int_0^t dt' e^{\gamma t'} \cos\left(\frac{2\pi t'}{\tau_t} + \phi_i\right) \Theta(\tau_t - t') \right. \\ & \left. - \sum_{n=1}^{\infty} \int_{-n\tau_p}^{-n\tau_p + \tau_t} dt' e^{\gamma t'} \cos\left[\frac{2\pi}{\tau_t}(t' + n\tau_p) + \phi_i\right] \right], \end{aligned} \quad (A2)$$

where $\Theta(t)$ is the Heaviside step function. Changing the variable to $t'' = t' + n\tau_p$ in the second integral, we obtain

$$\begin{aligned} \delta_i(t) = & -\frac{2\pi}{\tau_t} de^{-\gamma t} \left[\int_0^t dt' e^{\gamma t'} \cos\left(\frac{2\pi t'}{\tau_t} + \phi_i\right) \Theta(\tau_t - t') \right. \\ & \left. - \sum_{n=1}^{\infty} e^{-\gamma n\tau_p} \int_0^{\tau_t} dt'' e^{\gamma t''} \cos\left(\frac{2\pi t''}{\tau_t} + \phi_i\right) \right], \end{aligned} \quad (A3)$$

which results in Eqs. (17) and (18) after the integration.

Appendix B: Derivation of Eq. (22)

In this Appendix, we show the derivation of the mean first passage time τ_p in Eq. (22) [23, 37, 38]. For this purpose, we consider a conditional probability distribution

$P(\theta, t|\theta_0)$ for which $\theta(0) = \theta_0$ is imposed as the initial condition. Then $P(\theta, t|\theta_0)$ satisfies the following Fokker-Planck equation:

$$\partial_t P(\theta, t|\theta_0) = \mathcal{L}(\theta)P(\theta, t|\theta_0), \quad (\text{B1})$$

$$\mathcal{L}(\theta) = D\partial_\theta \exp[-g_r(\theta)]\partial_\theta \exp[g_r(\theta)]. \quad (\text{B2})$$

Similarly, $P(\theta, t|\theta_0)$ also satisfies the following backward Fokker-Planck equation:

$$\partial_t P(\theta, t|\theta_0) = \mathcal{L}^\dagger(\theta_0)P(\theta, t|\theta_0), \quad (\text{B3})$$

$$\mathcal{L}^\dagger(\theta_0) = D\exp[g_r(\theta_0)]\partial_{\theta_0} \exp[-g_r(\theta_0)]\partial_{\theta_0}. \quad (\text{B4})$$

We employ the reflective boundary condition at $\theta \rightarrow -\infty$ and the absorbing boundary condition at $\theta = 2\pi$. Then the total probability distribution decays due to the latter boundary condition. Here we introduce the survival probability defined as

$$S(t, \theta_0) = \int_{-\infty}^{2\pi} d\theta P(\theta, t|\theta_0). \quad (\text{B5})$$

Then the distribution function of the first passage time is given by

$$K_p(t, \theta_0) = -\frac{dS}{dt}. \quad (\text{B6})$$

From the condition $S(0) = 1$, the following normalization condition holds

$$\int_0^\infty dt K_p(t, \theta_0) = 1. \quad (\text{B7})$$

The mean first passage time τ_p is defined as the first moment of the distribution function

$$\tau_p(\theta_0) = \int_0^\infty dt t K_p(t, \theta_0). \quad (\text{B8})$$

Next, one can show from Eqs. (B3), (B5), (B6), and (B8) that

$$-1 = \mathcal{L}^\dagger(\theta_0)\tau_p(\theta_0), \quad (\text{B9})$$

where we have used the conditions $\lim_{t \rightarrow 0} t K_p(t) = 0$ and $\lim_{t \rightarrow \infty} t K_p(t) = 0$. Using the reflective boundary condition ($\partial_{\theta_0} \tau_p = 0$ at $\theta_0 \rightarrow -\infty$) and the absorbing boundary conditions ($\tau_p = 0$ at $\theta_0 = 2\pi$), one can solve the above equation to obtain [39],

$$\tau_p(\theta_0) = \frac{1}{D} \int_{\theta_0}^{2\pi} dx \exp[g_r(x)] \int_{-\infty}^x dY \exp[-g_r(Y)]. \quad (\text{B10})$$

Setting $\theta_0 = 0$ and using Eq. (3), we get

$$\tau_p = \frac{1}{D} \int_0^{2\pi} dx \int_0^\infty dy' \exp[g_p(x) - g_p(x - y') - f y'], \quad (\text{B11})$$

where $y' = x - Y$. Because the periodicity of G_p is 2π , we obtain

$$\begin{aligned} \tau_p &= \frac{1}{D} \sum_{n=0}^{\infty} e^{-2n\pi F} \\ &\times \int_0^{2\pi} dx \int_0^{2\pi} dy \exp[g_p(x) - g_p(x - y) - f y], \end{aligned} \quad (\text{B12})$$

where $y = y' - 2n\pi$. Since $F > 0$, we can easily evaluate the infinite series and obtain Eq. (22).

Appendix C: Derivation of Eq. (28)

In this Appendix, we show the derivation of the mean first transition path time τ_t in Eq. (28) [25–27]. In this case, the absorbing boundary condition is imposed both at $\theta = 0$ and $\theta = 2\pi$. Hence, unlike τ_p , the probability is absorbed from both of the boundaries, although the probability of being absorbed at $\theta = 2\pi$ determines τ_t .

The distribution function of the first transition path time is given by

$$K_t(t, \theta_0) = \frac{1}{N} J(\theta = 2\pi, t|\theta_0), \quad (\text{C1})$$

where $J(\theta, t|\theta_0)$ is a probability flux

$$J(\theta, t|\theta_0) = -D \exp[-g_r(\theta)] \frac{\partial}{\partial \theta} [\exp[g_r(\theta)] P(\theta, t|\theta_0)]. \quad (\text{C2})$$

In Eq. (C1), N is the normalization constant that is fixed by the condition

$$\int_0^\infty dt K_t(t, \theta_0) = 1. \quad (\text{C3})$$

The mean first transition path time τ_t is defined as the first moment of the distribution function

$$\tau_t(\theta_0) = \int_0^\infty dt t K_t(t, \theta_0). \quad (\text{C4})$$

The backward Fokker-Planck equation for the probability flux J is given by

$$\partial_t J(\theta, t|\theta_0) = \mathcal{L}^\dagger(\theta_0) J(\theta, t|\theta_0). \quad (\text{C5})$$

From Eqs. (C1), (C3), and (C5), one can show that

$$0 = \mathcal{L}^\dagger(\theta_0) N(\theta_0), \quad (\text{C6})$$

where we have used the conditions $J(2\pi, 0|\theta_0) = 0$ and $J(2\pi, \infty|\theta_0) = 0$. Solving this equation with the boundary conditions $N(0) = 0$ and $N(2\pi) = 1$, we obtain

$$N(\theta_0) = \int_0^{\theta_0} dy_0 \exp[g_r(y_0)] \left[\int_0^{2\pi} dy_0 \exp[g_r(y_0)] \right]^{-1}. \quad (\text{C7})$$

From Eqs. (C1), (C4), and (C5), we obtain

$$-N(\theta_0) = \mathcal{L}^\dagger(\theta_0)\psi(\theta_0), \quad (\text{C8})$$

where $\psi(\theta_0) = \tau_t(\theta_0)N(\theta_0)$ and we have used the conditions $\lim_{t \rightarrow 0} tK_t(t, \theta_0) = 0$ and $\lim_{t \rightarrow \infty} tK_t(t, \theta_0) = 0$. With the use of the absorbing boundary conditions $\psi(0) = 0$ and $\psi(2\pi) = 0$, we can solve the above equation to obtain

$$\begin{aligned} \psi(\theta_0) = & \frac{1}{D} \left[\int_0^{2\pi} dw \exp[g_r(w)] \right]^{-1} \\ & \times \left[(1 - N(\theta_0)) \int_0^{\theta_0} dx \exp[-g_r(x)] N^2(x) \right. \\ & \left. + N(\theta_0) \int_{\theta_0}^{2\pi} dx \exp[-g_r(x)] (1 - N(x)) N(x) \right]. \end{aligned} \quad (\text{C9})$$

Since $\tau_t = \lim_{\theta_0 \rightarrow 0} [\psi(\theta_0)/N(\theta_0)]$, only the second term remains and we obtain Eq. (28).

-
- [1] S. Toyabe and M. Sano, J. Phys. Soc. Jpn. **84**, 102001 (2015).
 - [2] A. I. Brown and D. A. Sivak, Chem. Rev. **120**, 434 (2020).
 - [3] Y. Togashi, T. Yanagida, and A. S. Mikhailov, PLoS Comput. Biol. **6**, e1000814 (2010).
 - [4] M. L. Mugnai, C. Hyeon, M. Hinczewski, and D. Thirumalai, Rev. Mod. Phys. **92**, 025001 (2020).
 - [5] T. Harada and S.-i. Sasa, Phys. Rev. Lett. **95**, 130602 (2005).
 - [6] S. Toyabe, T. Okamoto, T. Watanabe-Nakayama, H. Taketani, S. Kudo, and E. Muneyuki, Phys. Rev. Lett. **104**, 198103 (2010).
 - [7] T. Ariga, M. Tomishige, and D. Mizuno, Phys. Rev. Lett. **121**, 218101 (2018).
 - [8] H. S. Muddana, S. Sengupta, T. E. Mallouk, A. Sen, and P. J. Butler, J. Am. Chem. Soc. **132**, 2110 (2010).
 - [9] R. Golestanian, Phys. Rev. Lett. **115**, 108102 (2015).
 - [10] S. Ghosh, A. Somasundar, and A. Sen, Annu. Rev. Condens. Matter Phys. **12**, 177 (2021).
 - [11] A.-Y. Jee, S. Dutta, Y.-K. Cho, T. Thlusty, and S. Granick, Proc. Natl. Acad. Sci. U.S.A. **115**, 1 (2018).
 - [12] T. Sakaue, R. Kapral, and A. S. Mikhailov, Eur. Phys. J. B **75**, 381 (2010).
 - [13] J. E. Avron, O. Kenneth, and D. H. Oaknin, New J. Phys. **7**, 234 (2005).
 - [14] R. Golestanian and A. Ajdari, Phys. Rev. E **77**, 036308 (2008).
 - [15] E. Lauga, *The Fluid Dynamics of Cell Motility* (Cambridge University Press, Cambridge, 2020).
 - [16] G. Grosjean, M. Hubert, G. Lagubeau, and N. Vande-walle, Phys. Rev. E **94**, 021101(R) (2016).
 - [17] I. Sou, Y. Hosaka, K. Yasuda, and S. Komura, Phys. Rev. E **100**, 022607 (2019).
 - [18] I. Sou, Y. Hosaka, K. Yasuda, and S. Komura, Physica A **562**, 125277 (2021).
 - [19] M. Leoni and P. Sens, Phys. Rev. Lett. **118**, 228101 (2017).
 - [20] M. Tarama and R. Yamamoto, J. Phys. Soc. Jpn. **87**, 044803 (2018).
 - [21] A. Shapere and F. Wilczek, J. Fluid Mech. **198**, 557 (1989).
 - [22] K. Dill and S. Bromberg, *Molecular Driving Forces: Statistical Thermodynamics in Biology, Chemistry, Physics, and Nanoscience* (Garland Science, London and New York, 2010).
 - [23] P. Hänggi, P. Talkner, and M. Borkovec, Rev. Mod. Phys. **62**, 251 (1990).
 - [24] M. Doi, *Soft Matter Physics* (Oxford University, Oxford, 2013).
 - [25] G. Hummer, J. Chem. Phys. **120**, 516 (2004).
 - [26] S. Chaudhury and D. E. Makarov, J. Chem. Phys. **133**, 034118 (2010).
 - [27] W. K. Kim and R. R. Netz, J. Chem. Phys. **143**, 224108 (2015).
 - [28] A. Ghanta, J. C. Neu, and S. Teitworth, Phys. Rev. E **95**, 032128 (2017).
 - [29] M. Laleman, E. Carlon, and H. Orland, J. Chem. Phys. **147**, 214103 (2017).
 - [30] M. Caraglio, T. Sakaue, and E. Carlon, Phys. Chem. Chem. Phys. **22**, 3512 (2020).
 - [31] K. Neupane, D. B. Ritchie, H. Yu, D. A. N. Foster, F. Wang, and M. T. Woodside, Phys. Rev. Lett. **109**, 068102 (2012).
 - [32] H. S. Chung and W. A. Eaton, Nature **502**, 685 (2013).
 - [33] K. Neupane, F. Wang, and M. T. Woodside, Proc. Natl. Acad. Sci. U.S.A. **114**, 1329 (2017).
 - [34] H. S. Chung, J. M. Louis, and W. A. Eaton, Proc. Natl. Acad. Sci. U.S.A. **106**, 11837 (2009).
 - [35] R. Hayashi, K. Sasaki, S. Nakamura, S. Kudo, Y. Inoue, H. Noji, and K. Hayashi, Phys. Rev. Lett. **114**, 248101 (2015).
 - [36] H.-R. Jiang, N. Yoshinaga, and M. Sano, Phys. Rev. Lett. **105**, 268302 (2010).
 - [37] P. Reimann, C. Van den Broeck, H. Linke, P. Hänggi, J. M. Rubi, and A. Pérez-Madrid, Phys. Rev. Lett. **87**, 010602 (2001).
 - [38] K. Hayashi and S.-i. Sasa, Phys. Rev. E **69**, 066119

(2004).

[39] N. Goel and N. Richter-Dyn, *Stochastic Models in Biology* (Academic Press, New York, 1974).