

A Recursive Algorithm for Mining Association Rules

Abdelkader Mokkadem* & Mariane Pelletier† & Louis Raimbault‡

Abstract

Mining frequent itemsets and association rules is an essential task within data mining and data analysis. In this paper, we introduce PrefRec, a recursive algorithm for finding frequent itemsets and association rules. Its main advantage is its recursiveness with respect to the items. It is particularly efficient for updating the mining process when new items are added to the database or when some are excluded. We present in a complete way the logic of the algorithm, and give some of its applications. After that, we carry out an experimental study on the effectiveness of PrefRec. We first compare the execution times with some very popular frequent itemset mining algorithms. Then, we do experiments to test the updating capabilities of our algorithm.

Key words and phrases Association Rule; Frequent Itemset; Data Mining; Recursive Algorithm.

1 Introduction

Frequent itemset and association rule mining is one of the fundamental problems in data mining and computational statistics. This data analysis method was first introduced by Agrawal et al. [1] for mining transaction databases. Even if this method was introduced in the context of Market Business Analysis, it has many applications in other fields, such as genetics, webmining, textmining. The problem can be stated as follows (Agrawal et al. [1]). Let $I = \{a_1, \dots, a_n\}$ be a finite set of items. A transaction database is a set of transactions $T = \{t_1, \dots, t_N\}$ where each transaction $t_i \subset I$, $1 \leq i \leq N$, represents a nonempty subset of items. An itemset A is a subset of I ; A is a k -itemset if it contains k items. The support of an itemset A is denoted as $\text{supp}(A)$ and is defined

*Université Paris-Saclay, UVSQ, CNRS, Laboratoire de Mathématiques de Versailles, 78000, Versailles, France (abdelkader.mokkadem@uvsq.fr)

†Université Paris-Saclay, UVSQ, CNRS, Laboratoire de Mathématiques de Versailles, 78000, Versailles, France (mariane.pelletier@uvsq.fr)

‡Université Paris-Saclay, UVSQ, CNRS, Laboratoire de Mathématiques de Versailles, 78000, Versailles, France and MAISONS DU MONDE FRANCE SAS, Le Portereau, 44120 Vertou, France (louis.raimbault@ens.uvsq.fr)

as the number of transactions which contain A . The relative support of A is $\text{freq}(A) = \text{supp}(A)/N$. A is frequent if $\text{freq}(A) \geq \sigma$ where σ is a user-specified minimum relative support threshold, called minSup. The problem of Frequent Itemset Mining (FIM) is to find all the frequent itemsets for any given minSup.

An association rule is an implication $A \Rightarrow B$ where A and B are two itemsets. The support of a rule $A \Rightarrow B$ is defined as $\text{supp}(A \Rightarrow B) = \text{supp}(A \cup B)$, its relative support as $\text{freq}(A \Rightarrow B) = \text{supp}(A \Rightarrow B)/N$. The confidence of a rule $A \Rightarrow B$ is defined as $\text{conf}(A \Rightarrow B) = \text{supp}(A \Rightarrow B)/\text{supp}(A) = \text{freq}(A \cup B)/\text{freq}(A)$. The problem of Association Rule Mining (ARM) is to find all association rules having a relative support no less than minSup and a confidence no less than a user-defined threshold called minConf. Thus the problem must be solved in two steps:

Step 1. Frequent itemset mining (FIM) is to determine all the frequent itemsets, that is, all the itemsets having a relative support no less than minSup.

Step 2. Association rule mining (ARM) is to discover all the association rules satisfying the confidence condition by using the frequent itemsets found in Step 1.

It is well known that the first step is the key to discovering all the association rules. After determining the frequent itemsets in the first step, the solution to the second step is quite straightforward: just generate, for each frequent itemset C , all the rules $A \Rightarrow B$ where A is a subset of C and $B = C \setminus A$.

To carry out the Step 1 (FIM), we have to organize all the itemsets. For that we use the order of the database I from which we deduce the prefix tree; it is a tree whose nodes are the itemsets and in which the father-child relation is a relation of inclusion. Most known algorithms use this structure.

The first efficient algorithm to frequent itemset mining is Apriori (Agrawal and Srikant [2], Agrawal et al. [3]). Since the Apriori algorithm was proposed, there have been extensive studies on the improvements or extensions of Apriori, e.g., hashing technique (Park et al. [12]), partitioning technique (Savasere et al. [14]), sampling approach (Toivonen [15]), dynamic itemset counting (Brin et al. [5]), incremental mining (Cheung et al. [7]), parallel and distributed mining (Agrawal and Shafer [4]; Cheung et al. [6]; Zaki et al. [17]), integrating mining with relational database systems (Sarawagi et al. [13]), information stored in bitMatrix (Huang et al. [10]). As review papers on frequent itemset mining, we can cite Han et al. [9] and Luna et al. [11].

Among the most efficient algorithms that have been proposed, the most famous ones are Eclat (Zaki [18]), Fp-Growth (Han et al. [8]) and LCM (Uno et al. [16]). Both Apriori and Fp-growth methods mine frequent patterns from a set of transactions in horizontal data format, while Eclat algorithm explores the vertical data format and LCM uses both vertical and horizontal representation.

In this paper we introduce PrefRec, a new algorithm for fast discovery of frequent itemsets and association rules mining. This algorithm is based on a construction of the prefix tree in successive stages. More precisely, for each k , we construct the prefix tree of the base $\{a_1, \dots, a_{k+1}\}$ using a_{k+1} and the prefix tree of the base $\{a_1, \dots, a_k\}$. One main property of the algorithm is that it is recursive with respect to the items. This means that once the algorithm has

treated the set of items $I = \{a_1, \dots, a_n\}$, if a new item a_{n+1} is inserted into I , then updating the algorithm only uses the item a_{n+1} and the result obtained previously with $I = \{a_1, \dots, a_n\}$. This property is particularly important in the case where the database is not fixed and the items arrive successively, k denoting the order of arrival of the item a_k . An example is that of a binary time series observed on N individuals at times $k \in \{1, \dots, n\}$. Other types of update are also straightforward, such as removing the first item, adding or removing a set of items.

We also carry out an experimental study. The first part of the experimental study is focused on the time performance of the frequent itemset mining algorithms and use several datasets. We consider PrefRec and some known algorithms. The first one is Apriori, the most used in many areas. The others are Eclat, Fp-Growth and LCM, and are among the most efficient algorithms. It emerges from this study that PrefRec supports the comparison very well and that it performs better in some cases. It also appears that PrefRec is particularly efficient in the case of time series. This is probably because it is recursive. In the second part of the experimental study, we carry out experiments concerning recursion (adding or removing items) that show the nice properties of PrefRec in this field.

For PrefRec, we use our own C++ implementation available at <https://github.com/LouisRaimbault/PrefRec>

The rest of the paper is organized as follows. In Section 2, we give some formalism and definitions to describe the data set of transactions, the items and the itemsets. Then we present the recursive building of the tree of all itemsets and that of all frequent itemsets; we give the properties of these trees. In Section 3, we present the two versions of our algorithm (the one for the FIM and the one for the ARM), their updating, and their applications. In Section 4, we give our experimental study and compare the performance of PrefRec with that of other algorithms.

2 FIM, ARM and Trees

2.1 Usual Definitions in Data Mining

Let $I = \{a_1, a_2, \dots, a_n\}$ be a finite set of items called the item base. A transaction database is a set of transactions $T = \{t_1, t_2, \dots, t_N\}$, where each transaction $t_i \subset I$, $1 \leq i \leq N$, is nonempty. An itemset A is a subset of I ; A may be the empty set \emptyset . The itemset A is a k -itemset if it contains k items. The support of an itemset A is denoted as $\text{supp}(A)$ and is defined as the number of transactions t_i such that $A \subset t_i$. The relative support of A is $\text{freq}(A) = \text{supp}(A)/N$; in the trivial case $A = \emptyset$, $\text{supp}(A) = N$ and $\text{freq}(A) = 1$. We say that A is frequent if $\text{freq}(A) \geq \sigma$ where σ is a user-specified minimum relative support threshold, called minSup.

A rule is an implication of the form $A \Rightarrow B$ where A and B are itemsets such $A \cap B = \emptyset$; A is called the antecedent and B the consequent. The support of a rule $A \Rightarrow B$ is defined as $\text{supp}(A \Rightarrow B) = \text{supp}(A \cup B)$. The confidence

of a rule $A \Rightarrow B$ is defined as $\text{conf}(A \Rightarrow B) = \text{supp}(A \Rightarrow B) / \text{supp}(A) = \text{freq}(A \cup B) / \text{freq}(A)$. The problem of mining association rules is to find all the association rules in a database having a relative support no less than minSup and a confidence no less than a user-defined minimum confidence threshold called minConf .

Let C be an itemset; for each $A \subset C$ we denote by $R(A, C)$ the association rule $A \Rightarrow C \setminus A$. The support of $R(A, C)$ is then $\text{supp}(C)$ and the confidence $\text{supp}(C) / \text{supp}(A)$. Given C , there are two trivial rules: $R(C, C)$ whose confidence is 1, and $R(\emptyset, C)$ whose confidence is $\text{freq}(C)$. Note that the rule $R(\emptyset, C)$ means “ C is in the transaction”. Of course, these trivial rules are not to be considered. Let σ and τ be the minSup and the minConf , respectively. If C is a frequent itemset, i.e. an itemset such that $\text{freq}(C) \geq \sigma$, then for each $A \subset C$, A is frequent. Let $\text{RULE}(C, \tau) = \{R(A, C), A \subset C, \text{conf}(R(A, C)) \geq \tau\}$ be the set of association rules of the form $A \Rightarrow C \setminus A$ and satisfying the confidence condition. It is then easy to see that the set of all association rules satisfying the support and the confidence conditions is the union of the sets $\text{RULE}(C, \tau)$ with C frequent.

2.2 Formal Interpretation of the Itemsets

The item base a_j , $1 \leq j \leq n$, is ordered by the index j . Thus $I = \{a_1, a_2, \dots, a_n\}$ will also be written $I = \{1, 2, \dots, n\}$. Likewise, each itemset $A = \{a_{j_1}, \dots, a_{j_k}\}$ will also be represented by a vector (j_1, j_2, \dots, j_k) , where the coordinates are increasing. The database T can therefore be represented as a sequence $\{t_1, t_2, \dots, t_N\}$ where each t_i is a vector with increasing coordinates in $\{1, 2, \dots, n\}$.

Another way to represent T is as follows. To each item a_j , $1 \leq j \leq n$, we associate a random variable $X^{(j)} = 1$ if a_j is in the transaction and $X^{(j)} = 0$ if not. Each transaction t is thus seen as an observation of the random variable $(X^{(1)}, \dots, X^{(n)})$. The database $T = \{t_1, t_2, \dots, t_N\}$ is then a sample $(x_i^{(1)}, \dots, x_i^{(n)})_{1 \leq i \leq N}$ of the random variable $(X^{(1)}, \dots, X^{(n)})$. Equivalently, the database T is the $N \times n$ matrix whose line i is $t_i = (x_i^{(1)}, \dots, x_i^{(n)})$; the column $x^{(j)}$ represents the item a_j .

To each k -itemset $A = \{a_{j_1}, \dots, a_{j_k}\}$, we associate the random variable $Z^{(A)} = X^{(j_1)} \times X^{(j_2)} \times \dots \times X^{(j_k)}$, which clearly takes the value 1 if and only if the transaction contains A . We note that $(x_i^{(j_1)} \times x_i^{(j_2)} \times \dots \times x_i^{(j_k)})_{1 \leq i \leq N}$ are the observed values of $Z^{(A)}$, so that $\text{freq}(A) = \frac{1}{N} \sum_{i=1}^N x_i^{(j_1)} \times x_i^{(j_2)} \times \dots \times x_i^{(j_k)}$. In the particular case $A = \emptyset$, $Z^{(A)}$ is the constant variable whose unique value is 1, and $\text{freq}(A) = 1$.

2.3 Tree Enumeration of the Itemsets

2.3.1 Trees and Depth First Search

The subset relationships between itemsets form a partial order on the set itemsets. The most complete way to describe this set is the Hasse diagram; it is the graph where the nodes are the itemsets and where there is an edge between

the two itemsets I, J if and only if $J = I \cup \{a\}$ where a is an item. However, this representation leads to redundant search because the same itemset can be built multiple times by adding its items in different orders. To eliminate this redundancy, the Hasse graph is usually reduced to a tree called prefix tree.

Let us briefly recall some elements on trees. We will only consider planar trees and thus we define a tree as a planar connected graph without cycle. We always assume the tree has a root, i.e. a distinguished node. Figure 1 gives a tree T with 16 nodes and a root R .

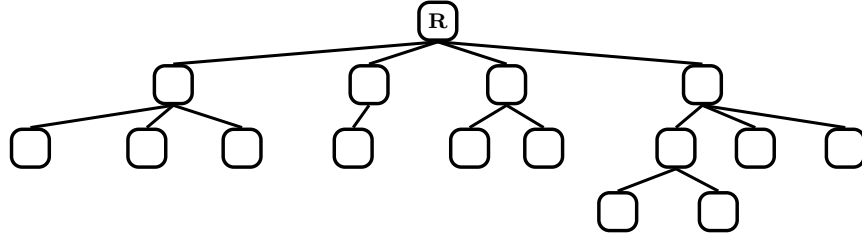


Figure 1: The tree T with 16 nodes and a root R

For each node m , there is a unique path between m and the root; the depth of the node m is the length of this path. The adjacent node to m in this path is the father of m , the other adjacent nodes are the children of m . In Figure 2, f is the father of m . The children of m are the nodes 1, 2, 3, 4; they are ordered in the clockwise order. We will say that 1 is the most left (with respect to m) and 4 is the most right. Of course, when m is the root, we must specify who is the first child of m in the clockwise order (or, equivalently, the most left).

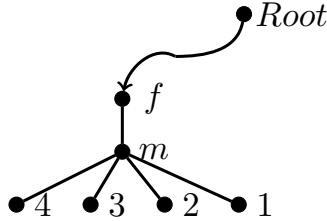


Figure 2: Father, children, and the clockwise order

The way we will visit the tree is the Depth First Search (DFS). There are two DFS, the Left DFS (LDFS) and the Right DFS (RDFS). They start from the root. From a node m , the LDFS goes to the most left non visited child of m if it exists and otherwise returns to the father of m , while the RDFS goes to the most right non visited child of m if it exists. Figures 3 and 4 give the two DFS for the tree T in Figure 1.

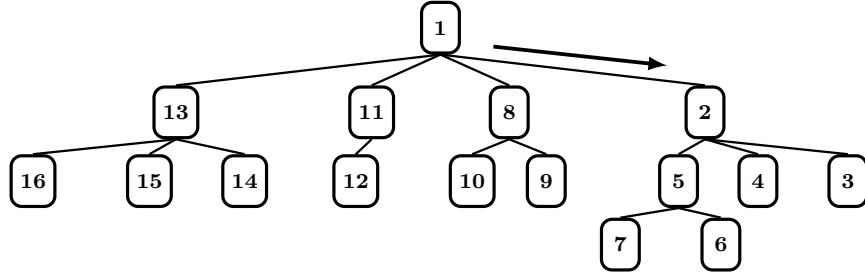


Figure 3: The LDFS in the tree T

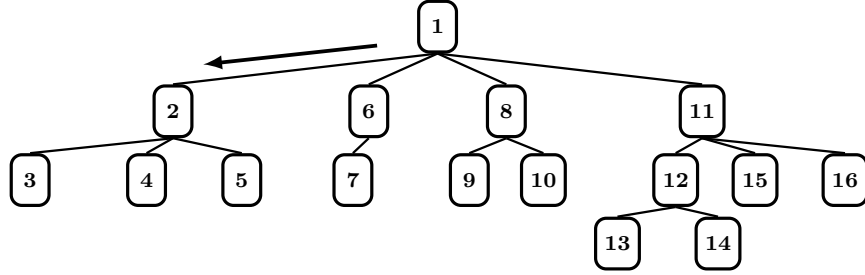


Figure 4: The RDFS in the tree T

2.3.2 Prefix Tree

The tree enumeration of the itemsets is based on the order of the items. Let $I = \{1, 2, \dots, n\}$ be the ordered set of the items; a k -itemset is represented by a vector with k increasing integers coordinates in $\{1, 2, \dots, n\}$. We define the prefix tree, pT_n , a tree whose nodes are the itemsets, as follows. We proceed by defining successively each generation. This ensures that we get a planar tree.

- The root of pT_n is the empty itemset (\emptyset) .
- The children of (\emptyset) are the 1-itemsets $(1), (2), \dots, (n)$ respecting their order and such that (1) is the most right (with respect to the root) and (n) is the most left.
- The children of the node $A = (i_1, \dots, i_k)$ are the nodes (i_1, \dots, i_k, j) where $i_k < j \leq n$ and j is ordered from the right (of A) to the left. More precisely, $(i_1, \dots, i_k, i_k + 1)$ is the most right child of A and (i_1, \dots, i_k, n) is the most left. Of course if $i_k = n$, then A is a leaf of the tree.

Figure 5 gives pT_4 .

Proposition 1 For a node $a = (i_1, \dots, i_k)$ in pT_n , $h(a) = k$ is the depth of a .

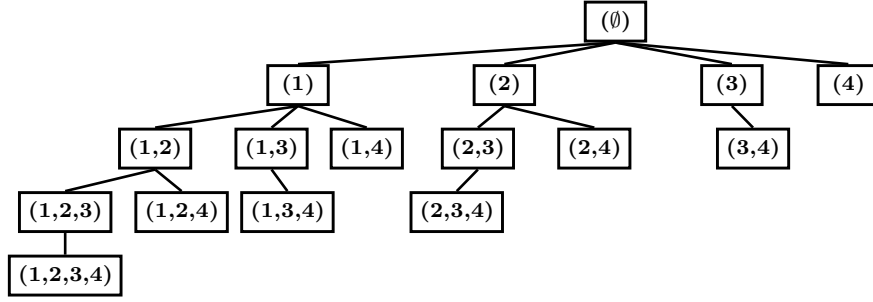


Figure 5: Prefix tree with 4 items

Proof The nodes $(1), (2), \dots, (n)$ are the children of the root (\emptyset) and thus their depth is equal to 1. Assume the proposition true for $k-1 \geq 1$, and let $a = (i_1, \dots, i_k)$; a is a child of the node $r = (i_1, \dots, i_{k-1})$ and thus $h(a) = h(r) + 1$. Since $h(r) = k-1$ by assumption, the result follows.

From the definition of the prefix tree, it is easy to deduce the following proposition.

Proposition 2 Let pT_n be the prefix tree for the set of items $I = \{1, 2, \dots, n\}$. The following assertions are equivalent:

- (i) $a = (i_1, \dots, i_k)$ is a leaf,
- (ii) $i_k = n$,
- (iii) $a = (i_1, \dots, i_k)$ is the most left child of (i_1, \dots, i_{k-1}) .

We have the following obvious property.

Property 1 Let $m = (i_1, \dots, i_k)$ be an itemset and $pT_n(m)$ be the subtree rooted in the node m in pT_n . The set of the nodes of $pT_n(m)$ is composed of m and of all the nodes $a = (j_1, \dots, j_l)$ such that $l > k$ and $(j_1, \dots, j_k) = (i_1, \dots, i_k)$. In particular, $m \subset a$ for each node a of $pT_n(m)$.

2.3.3 Frequent prefix tree

Let us first note that we have the following important property:

$$\text{if } A \subset B \text{ then } \{\text{freq}(A) < \sigma \Rightarrow \text{freq}(B) < \sigma\}. \quad (1)$$

In other words, if B is a frequent itemset, then all the itemsets included in B are frequent.

Since $\text{freq}(\emptyset) = 1$, (\emptyset) is always frequent. In view of (1) and of Property 1, if a node m of pT_n is not frequent, then none of the nodes in the subtree rooted in the node m is frequent. Consequently, by removing all the nodes a such that $\text{freq}(a) < \sigma$ in pT_n , we obtain a tree with (\emptyset) as root. We can thus define the frequent prefix tree as follows.

Definition 1 Let σ be the minSup. We call frequent prefix tree, the tree pT_n^σ obtained from pT_n by removing the nodes a such that $\text{freq}(a) < \sigma$.

Proposition 3 If $pT_n^\sigma(m)$ is the subtree rooted in the node m in the frequent prefix tree pT_n^σ , then m is frequent and $pT_n^\sigma(m)$ is obtained by removing from $pT_n(m)$ all the nodes a such that $\text{freq}(a) < \sigma$.

Remark 1 If m is not frequent, then m is not in pT_n^σ and $pT_n^\sigma(m)$ is empty.

Remark 2 If m is not in pT_n^σ , then none of the nodes of $pT_n(m)$ are in pT_n^σ .

Remark 3 By Property 1, we have $m \subset a$ for each node a of $pT_n^\sigma(m)$.

2.4 Recursive Building of the Prefix Trees

2.4.1 The Recurrence relation between the prefix trees

Let $a = (i_1, \dots, i_k)$ be an itemset, let j be an item such that $j > i_k$; we set $(a, j) = (i_1, \dots, i_k, j)$. In the particular case $a = (\emptyset)$, we set $((\emptyset), j) = (j)$.

Let pT_0 be the tree with one node (\emptyset) . We recall that pT_k is the prefix tree based on the items $\{1, \dots, k\}$. As an example, pT_1 is a tree with two nodes, (\emptyset) and (1) , where (\emptyset) is the root and (1) is its child.

Proposition 4 The leaves of pT_{k+1} are the nodes $(a, k+1)$ where a is a node of pT_k . The tree pT_k is obtained from pT_{k+1} by removing all the leaves $(a, k+1)$.

Proof From Proposition 2, the set of leaves of pT_{k+1} is exactly the set of nodes $(a, k+1)$ where a is an itemset based on $1, \dots, k$, that is, a node of pT_k . The edge relation between such itemsets a is the same in pT_k and in pT_{k+1} . The result follows.

As a consequence, we have the following corollary, which gives the way to build the tree pT_n recursively (as an illustration, see Figure 6).

Corollary 1 The tree pT_{k+1} is built from pT_k by adding $(a, k+1)$ as the most left child of a for each node a in pT_k .

We can now state the following proposition, which gives the way to build the frequent tree pT_n^σ recursively.

Proposition 5 (Recursion) Let σ be the minSup. The tree pT_{k+1}^σ is built from pT_k^σ as follows. For each node a in pT_k^σ , if $(a, k+1)$ is frequent, then it is added as the most left child of a .

Proof pT_{k+1} is obtained from pT_k by adding the nodes $(a, k+1)$ with a in pT_k . pT_{k+1}^σ is obtained from pT_{k+1} by removing all the non frequent nodes. Equivalently, to obtain pT_{k+1}^σ we can first remove all the non frequent nodes of pT_k and then add only the frequent nodes $(a, k+1)$.

2.4.2 Ordering the nodes of pT_k and pT_k^σ

For the construction of pT_{k+1}^σ we need to visit the nodes a of pT_k^σ and to test if $(a, k+1)$ is frequent. In fact, due to the following proposition, we do not need to visit all the nodes a .

Proposition 6 (Pruning) *Let σ be the minSup and let m be a node of pT_k^σ . If $\text{freq}((m, k+1)) < \sigma$, then $\text{freq}((b, k+1)) < \sigma$ for all the nodes b in the subtree $pT_k^\sigma(m)$.*

Proof In view of Remark 3, $m \subset b$. Thus $(m, k+1) \subset (b, k+1)$ and $\text{freq}((b, k+1)) \leq \text{freq}((m, k+1))$.

Remark 4 *Let m be a node in pT_k . If m is in pT_k^σ and $(m, k+1)$ is not in pT_{k+1}^σ , then, for any node a in $pT_k(m)$, $(a, k+1)$ is not in pT_{k+1}^σ .*

In view of Proposition 6, we must visit the nodes of pT_k^σ in such a way that each node m is visited before all the other nodes of its subtree $pT_k^\sigma(m)$. Among the most well known tree-traversing that satisfy the above, there are the Breadth First Search (BFS) and the Depth First Search (DFS). For reasons of efficiency in the implementation of our algorithm, we choose to use the Depth First Search traversal. Moreover, to keep our algorithm recursive, we need to simultaneously carry out the search of the frequent itemsets and the search of the association rules. We are then led to use the Left Depth First Search traversal (LDFS).

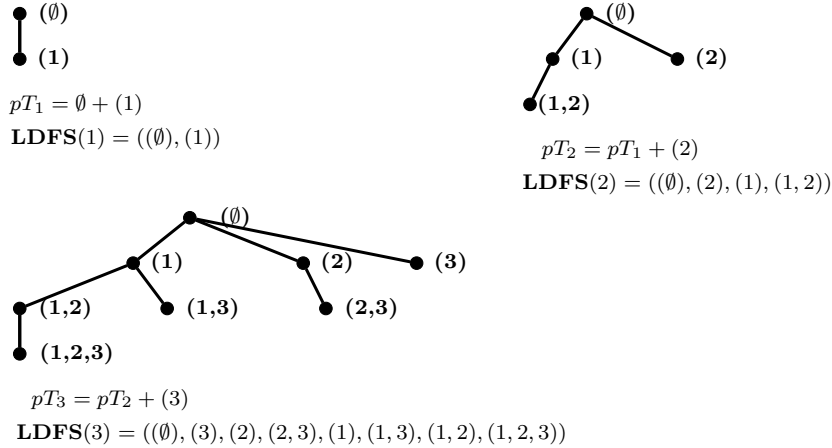


Figure 6: Recursive prefix tree $k = 1, 2, 3$ and their LDFS

Proposition 7 *Let r be a node in pT_k (respectively, in pT_k^σ). If a node m is such that $m \subset r$, then m is before r in pT_k (respectively, in pT_k^σ), with respect to the LDFS order. In particular m is in pT_k (respectively, in pT_k^σ).*

Proof We first prove Proposition 7 by induction in the case r is in pT_k . The property is obvious for pT_1 . From the construction of pT_{k+1} , we have the following two properties:

- (i) for any m in pT_k , $(m, k+1)$ comes after m in pT_{k+1} .
- (ii) if m is before r in pT_k , then $(m, k+1)$ is before $(r, k+1)$ in pT_{k+1} .

Assume Proposition 7 is true for pT_k . Let r in pT_{k+1} and not in pT_k . Then $r = (v, k+1)$ with v in pT_k . Let a node m be such that $m \subset r$. Either m is a subset of v and thus it is before v (by induction assumption), which is before r by property (i). Or $m = (w, k+1)$ where w is a subset of v and thus w is before v in pT_k (by induction assumption); it follows from (ii) that m is before r in pT_{k+1} .

Let us now consider the case r is in pT_k^σ . Then, r is in pT_k and thus m is before r in pT_k . Since r is frequent and since $m \subset r$, m also is frequent and thus m is before r in pT_k^σ .

Remark 5 *Proposition 7 is the key to ensure that we can simultaneously carry out the mining of the frequent itemsets and the association rules. Indeed, it says that the order is such that, when a frequent itemset C is found, all the $A \subset C$ have been tested before C and their relative support have been computed.*

Remark 6 *Clearly Proposition 7 does not hold when the nodes in pT_k are ordered with respect to the RDFS order. For example, the node $(1, 2, 3)$ is then before its subsets $((1, 3), (2), (2, 3), (3))$ in pT_3 .*

Before starting the presentation of the algorithm we need the following definition.

Definition 2 *Let $a = (j_1, \dots, j_{l-1}, j_l)$ be a node. If $j_l > j_{l-1} + 1$, we set $H(a) = \{b = (j_1, \dots, j_{l-1}, s, j_l), j_{l-1} < s < j_l\}$. If $j_l = j_{l-1} + 1$, $H(a) = \emptyset$.*

We note that if a is not frequent, all the nodes in $H(a)$ are not frequent. Note also that the nodes in $H(a)$ are children of brothers of a .

3 The Recursive Algorithm, its Updating, and its Applications

We first present both versions of our algorithm: the first one, the PrefRec FIM algorithm, only gives the frequent itemsets, whereas the second one, the PrefRec ARM algorithm, also gives the association rules. Then, we explain how the algorithm PrefRec can be updated, and finally give its applications.

3.1 The PrefRec FIM Algorithm

The nodes a of a tree T are represented by a vector with increasing integer coordinates $a = (j_1, \dots, j_l)$. To a is associated the observation vector

$$(z_i^{(a)})_{1 \leq i \leq N} = (x_i^{(j_1)} \times \dots \times x_i^{(j_l)})_{1 \leq i \leq N} \in \{0, 1\}^N$$

and its support $\text{supp}(a) = \sum_{1 \leq i \leq N} z_i^{(a)}$. The root of T is always the empty vector (\emptyset) ; it is associated to $1_N = (1, 1, \dots, 1) \in \{0, 1\}^N$ and $\text{supp}((\emptyset)) = N$. The tree T is visited with the help of the LDFS; this gives a total order on the set of nodes. The PrefRec FIM algorithm is based on Proposition 5 and Proposition 6. For each k , $1 \leq k \leq n$, this algorithm gives the tree pT_k^σ whose nodes are the frequent itemsets based on the items $\{1, \dots, k\}$. The algorithm consists of successive applications of the FIM-Traversal function.

PrefRec FIM Algorithm

- 1- $M = \{(k), 1 \leq k \leq n\}$ is the set of given 1-items and each (k) is associated to the observation vector $(x_i^{(k)})_{1 \leq i \leq N}$
- 2- σ is the minSup
- 3- $T_0 = \text{tree with one node} = \{(\emptyset)\}$
- 4- **For** $k = 1$ **to** n **do**
 $T_k = \text{FIM-Traversal}(T_{k-1}, (k), \sigma)$

FIM-Traversal function The FIM-Traversal function takes as arguments:

- σ the minSup
- $(k) \in M$
- A tree T with root (\emptyset) and whose nodes are itemsets $a = (j_1, \dots, j_l)$, $j_l < k$, associated to the observation vectors $(z_i^{(a)})_{1 \leq i \leq N}$. The support of each node a is given and satisfies $\text{supp}(a) \geq \sigma N$.
- To each node a of T is associated a value $v(a) \in \{0, 1\}$.

The function returns a tree T' with its LDFS and whose set of nodes contains the set of nodes of T with order preserving. The function $\text{FIM-Traversal}(T, (k), \sigma)$ works as follows:

- 1- Initialize $v(a) = 1$ for all nodes a of T
- 2- Traverse the nodes of T in the LDFS order

- 3- **while** the current node a has not been visited before, **do**
 if $v(a) = 1$ **then**
 compute $\text{supp}((a, k)) = \sum_{1 \leq i \leq N} (z_i^{(a)} \times x_i^{(k)})$
 if $\text{supp}((a, k)) \geq \sigma N$ **then**
 add to T the node (a, k) as the most left child of a , save $\text{supp}((a, k))$, and
 go to the next node after a
 else
 For all m in $H(a)$ set $v(m) = 0$ and go to the first node b such that
 $b \notin T(a)$ where $T(a)$ is the subtree of T rooted in the node a
 end if
 else
 go to the first node b such that $b \notin T(a)$ where $T(a)$ is the subtree of T
 rooted in the node a
 end if
 end while
- 4- At the end of this function, the obtained tree is $\text{FIM-Traversal}(T, (k), \sigma)$.

The heart of the algorithm is the FIM-Traversal function; it is the key of the recursiveness. When the set M of items is not given, but the items come successively, the algorithm PrefRec starts with an initial tree (e.g. (\emptyset)) of frequent itemsets and then applies the FIM-Traversal function to each new item (k) .

3.2 The PrefRec ARM Algorithm

3.2.1 The RULE function

We first define the function RULE. This function takes as arguments a frequent itemset C and a minConf τ and returns the set of association rules $\text{RULE}(C, \tau) = \{R(A, C), A \subset C, \text{conf}(R(A, C)) \geq \tau\}$. More precisely, the function returns a tree T_C whose nodes are the itemsets $A \subset C$ such that $\text{conf}(R(A, C)) = \text{supp}(C)/\text{supp}(A) \geq \tau$. The building of T_C uses the following pruning property

$$B \subset A \subset C \text{ and } \text{conf}(R(A, C)) < \tau \Rightarrow \text{conf}(R(B, C)) < \tau.$$

Of course the function gives also the values $\text{conf}(R(A, C))$ for each node A of T_C . We use the RDFS but we may also use the LDFS.

The RULE function

- 1- $T_C = \text{tree with one node} = \{C\}$ and $C = (i_1, \dots, i_m)$
- 2- *Step 1* For each $A \subset C$ with size $m - 1$, if $\text{supp}(C)/\text{supp}(A) \geq \tau$, add A in T_C as a child of C .
- 3- *Step 2* Traverse the nodes of T_C in the RDFS order
 while the current node a has not been visited before, **do**

```

if  $a$  is 1-itemset then
  go to the next node after  $a$  in the RDFS of  $T_C$ 
else
  add in  $T_C$  as child of  $a$  all the  $u = a \cap b$  where  $b$  is brother of  $a$  in the left
  of  $a$  satisfying  $\text{supp}(C)/\text{supp}(a \cap b) \geq \tau$  and go to the next node after  $a$ 
  in the RDFS of  $T_C$ 
end if
end while

```

4- At the end of the RULE function, the obtained tree is $T_C = \text{RULE}(C, \tau)$.

3.2.2 The PrefRec ARM Algorithm

For each k , $1 \leq k \leq n$, the PrefRec ARM algorithm gives the tree pT_k^σ whose nodes are the frequent itemsets based on the items $\{1, \dots, k\}$, as well as the set $\text{RULE}(C, \tau)$ for each node C in pT_k^σ .

PrefRec ARM Algorithm

In PrefRec FIM algorithm, replace the FIM-Traversal function by the ARM-Traversal function.

The ARM-Traversal function The ARM-Traversal function takes as arguments those of the FIM-Traversal function increased by the minConf τ . The function returns a tree T' with its LDFS and whose set of nodes contains the set of nodes of T with order preserving and gives, for each new node A , the set $\text{RULE}(A, \tau)$.

The function $\text{ARM-Traversal}(T, (k), \sigma, \tau)$ works as the FIM-Traversal function where the statements

- **if** $\text{supp}((a, k)) \geq \sigma N$ **then**
 add to T the node (a, k) as the most left child of a , save $\text{supp}((a, k))$, and
 go to the next node after a

are replaced by

- **if** $\text{supp}(a, k) \geq \sigma N$ **then**
 add to T the node (a, k) as the most left child of a , save $\text{supp}(a, k)$,
 compute $\text{RULE}((a, k), \tau)$, and go to the next node after a

Of course, when the database $M = \{(k), 1 \leq k \leq n\}$ is fixed, instead of applying PrefRec ARM Algorithm, we can first apply PrefRec FIM Algorithm and then apply the Rule function to all the frequent itemsets found.

3.3 Updating

At each step n , we can introduce a new item and/or remove the first item; we consider both operations in the FIM case, the ARM case being easily deduced. The minSup value is still σ .

3.3.1 Adding a new item

After doing step $(n - 1)$, we got the tree of frequent itemsets pT_{n-1}^σ for the set of items $I = \{1, \dots, n - 1\}$. When the item (n) is introduced, the tree pT_n^σ of all the frequent itemsets for the set of items $I = \{1, \dots, n - 1, n\}$ is obtained only with the use of (n) and pT_{n-1}^σ (see Proposition 5). More precisely, this step (n) is the application of the FIM-Traversal function to (n) and pT_{n-1}^σ . Of course, for the association rule mining, the updating is the application of the ARM-Traversal function.

3.3.2 Removing the first item

Suppose that in the current step the set of items is $I = \{r, \dots, n\}$. Let $pT_{r,n}^\sigma$ be the frequent prefix tree based on I . Moreover, assume that (r) is frequent, so that (r) is in $pT_{r,n}^\sigma$. We want to remove (r) and all the frequent itemsets containing (r) . From the construction of $pT_{r,n}^\sigma$, we see that (r) is the most right child of the root (\emptyset) and all the frequent itemsets containing (r) are in the subtree rooted in the node (r) . We have just to remove this subtree in $pT_{r,n}^\sigma$. Of course for each deleted itemset C , all the rules of type $R(A, C)$ are also deleted.

3.4 Application: Moving FIM and Moving ARM

In many applications, it is interesting to have the successive trees of the frequent itemsets based on a fixed number q of frequent items. The Moving FIM algorithm (MFIM) responds to this concern. The items (i) of the database arrive as they go. In a first step, using the new item if it is frequent, the algorithm builds the tree of the frequent itemsets based on the first q frequent items. In the second step, if the new item is frequent, the algorithm performs two tasks. In the first task it deletes all the frequent itemsets that contain the most right child of (\emptyset) , that is, the 1-itemset which has spent the most time in the tree. In the second task it adds the frequent itemsets that contain the new frequent item. The algorithm stops once it has performed Q frequent item replacements. In the algorithm the index i lists the items which successively enter the database and the index k lists those which are frequent.

Another interpretation of the Moving FIM application is to consider only the set of $q + Q$ frequent items $\{1, \dots, q + Q\}$, and to see it as a moving basis of q frequent items: for each integer k , $1 \leq k \leq Q + 1$, we want to find the set $T_{k,q}^\sigma$ of frequent itemsets based on the set of q items $\{k, \dots, k + q - 1\}$.

For any planar tree T with root (\emptyset) , we denote by $\text{DEL}(T)$ the tree obtained from T by deleting the most right child of (\emptyset) and its subtree.

MFIM Algorithm

$$1- k = 0, T_{0,q}^\sigma = \{(\emptyset)\}, i = 0$$

```

2- while  $k \leq q$ , do
     $i = i + 1$ 
    if  $(i)$  is frequent, then
         $k = k + 1$ 
         $T_{k,q}^\sigma = \text{FIM-Traversal}(T_{k-1,q}^\sigma, (k), \sigma)$ 
    end if
end while

3- while  $k \leq q + Q$ , do
     $i = i + 1$ 
    if  $(i)$  is frequent, then
         $k = k + 1$ 
         $T = \text{DEL}(T_{k-1,q}^\sigma)$ 
         $T_{k,q}^\sigma = \text{FIM-Traversal}(T, (k), \sigma)$ 
    end if
end while

```

If, for each integer k , we want to find $T_{k,q}^\sigma$ and, for each node C of $T_{k,q}^\sigma$, the set $R(C, \tau)$, we can use the following Moving ARM algorithm (MARM).

MARM Algorithm In *MFIM Algorithm*, replace the FIM-Traversal function by the ARM-Traversal function.

4 Experimental Study

We conducted an experimental study on the recursion properties of PrefRec and compared it to other algorithms on computation time. For our experiments, we chose Eclat, LCM, Fp-Growth and Apriori which are among the most used and efficient algorithms for finding frequent itemsets.

For these algorithms, we have used the implementations of Borgelt which can be found in <https://borgelt.net/software.html>. Note that Borgelt's implementation of Eclat and LCM is in fact the implementation of an optimized mixture of Eclat and LCM, denoted Eclat/LCM. This mixture results in a more efficient program than the known versions of Eclat alone or LCM alone. We therefore chose to use Eclat/LCM in our study rather than older versions of Eclat and LCM. The mixture Eclat/LCM gives the possibility to select certain parameters which can affect the runtime. For all the datasets processed, we left the auto-selection of parameters which, in our case, turned out to choose the best function for almost all cases.

In order to run PrefRec, we have developed our own C++ implementation available at <https://github.com/LouisRimbault/PrefRec>. The compilation of our functions is performed with the O3 parameters of the gcc compiler. It also includes some usual pragma directives and therefore the effectiveness may vary by machine, mainly using function to calculate the number of 1s in a bitfield. The experiments are realized on 'Ubuntu 20.01 1 LTS' with characteristics: Intel Core i7-8650U CPU 1.95GHz * 8, operating system 64 bits, RAM capacity

16 GB (2*8), RAM speed 2400 Mhz.

Our first objective is to compare the four algorithms on the computation time necessary for the extraction of frequent itemsets, which corresponds to almost the entire time of extraction of the association rules. This study, presented in Section 4.1, does not concern recursion properties: the databases used are fixed. Let us mention that the usual known non-recursive algorithms, in order to reduce the computation time, do some actions on the database before launching the algorithm: the non frequent items are deleted, and the others are reordered according to their support. In this comparative study, the item base is fixed and we do not consider the recursion properties. So with PrefRec also, we first remove the non frequent items but the algorithm is applied without reordering the database. However, this preprocessing of the database is not taken into account in the computation time.

Our second purpose is to present in Section 4.2, some recursive updating applications with PrefRec. We will present the application which consists in adding new variables to the database, as well as the Moving FIM application. Of course, in this experimental part, since the database is not fixed, we cannot preprocess it. We need to test the items as they arrive.

Among the datasets we consider, *Chess*, *Accident*, *Pumsb* and *T40I10D100K* are taken from <http://fimi.uantwerpen.be/data/>. All the others are available at <https://github.com/LouisRimbault/PrefRec>.

4.1 Comparison with non-recursive algorithms

This section concerns non-recursive applications. We compare the four algorithms on the computation time. The execution time of an algorithm depends on several parameters among which we can quote: the number of transactions N , the number of items n , the supports of the items, the transaction sizes, the minSup, the number of frequent items, the number of frequent itemsets.

We compare the execution times according to the minSup. We used 10 datasets, each with 7 values of minSup.

In the first part, we consider four well-known datasets in data mining, namely *Chess*, *Accident*, *Pumsb* and *T40I10D100K*. These four datasets have different characteristics. The number of items and the number of transactions are respectively 75 and 3,196 for *Chess*, 468 and 340,183 for *Accident*, 2,113 and 49,046 for *Pumsb*, 942 and 100,000 for *T40I10D100K*.

In the second part we consider six synthetic datasets; two are built with independent variables and the four others are built with time series. For these six datasets, the number of transactions N is 100,000. For the number of items n , we used the values 1000, 4000 and 6000.

It turns out that the results and conclusions of both parts are different.

On each graph, for a sake of representation, we do not present points of an algorithms if its runtime values are too slow compared to the others.

4.1.1 Chess, Accident, Pumsb and T40I10D100K

In Table 1 we give, for the four datasets *Chess*, *Accident*, *Pumsb* and *T40I10D100K*, the number of frequent items (line called items) and the number of frequent itemsets (line with the dataset name) according of the minSup values. In Figure 7 we present the execution times to make these extractions. On the x -axis it is minSup and on the y -axis it is time in seconds.

minSup	0.25	0.3	0.35	0.4	0.45	0.5	0.55
items	51	50	45	40	39	37	35
<i>Chess</i>	99 022 533	37 282 962	15 108 722	6 439 702	2 832 777	1 272 923	574 998
minSup	0.1	0.15	0.20	0.25	0.30	0.35	0.40
items	75	60	48	38	32	31	30
<i>Accident</i>	10 691 549	2 676 381	889 883	346 525	149 545	68 222	32 528
minSup	0.55	0.60	0.65	0.70	0.75	0.80	0.85
items	44	39	37	34	27	25	24
<i>Pumsb</i>	48 790 117	19 529 991	8 094 688	2 698 264	672 390	142 156	20 527
minSup	0.0015	0.002	0.0025	0.003	0.0035	0.004	0.0045
items	915	906	894	887	872	862	848
<i>T40I10D100K</i>	16 917 536	12 447 895	7 617 884	5 058 312	3 439 691	1 973 395	1 484 248

Table 1: Number of frequent items and frequent itemsets according to the min-Sup value for the datasets *Chess*, *Accident*, *Pumsb* and *T40I10D100K*

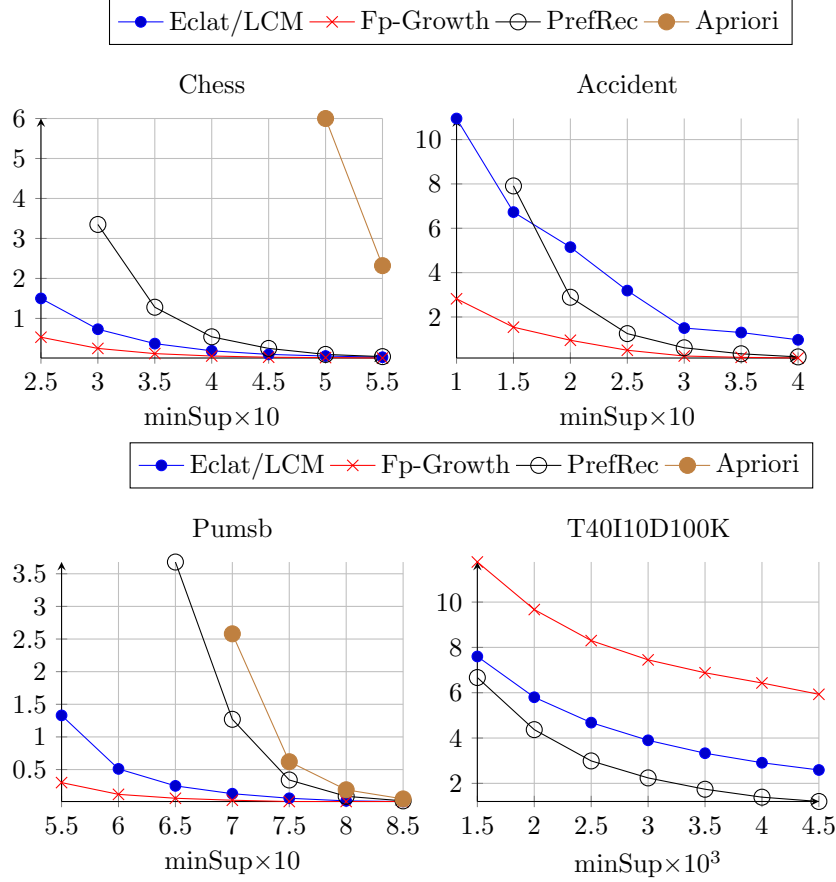


Figure 7: Runtime for Chess, Accident, Pumsb and T40I10D100K

In view of the results, we first notice that Apriori has many difficulties and is clearly very inefficient compared to the other algorithms. It is clear that Fp-Growth performs better than all the others for the *Chess*, *Accident* and *Pumsb* datasets. Eclat/LCM performs better than PrefRec for *Chess* and *Pumsb*. But it does not do much better for the *Accident* dataset where it seems to lose some effectiveness. This is probably due to the fact that the number of transactions N is large in the *Accident* database.

The results are different with the *T40I10D100K* dataset. In this case, Eclat/LCM and PrefRec are the best with a slight advantage for PrefRec. Both algorithms work slightly better than Fp-Growth which seems to have some difficulties with the *T40I10D100K* dataset.

The main difference between *T40I10D100K* and the other datasets is the number of frequent 1-items (see Table 1). For *T40I10D100K* there are more than

860 frequent 1-items, while for the others the number of frequent 1-items is less than 76. It therefore seems that Fp-Growth is suitable for the case where the number of frequent 1-items is small and suffers a lot when this number increases. Eclat/LCM and PrefRec seem more resistant to cases where the number of frequent 1-items is large. This will be confirmed with the experiment on synthetic datasets.

4.1.2 Synthetic datasets

We now present the comparisons on synthetic data sets. For all the data sets we have simulated, the number of individuals is $N = 100,000$. Four datasets have a number of items $n = 1,000$. Two of these four data sets are constructed using a sequence of independent variables and the other two using a time series. To confirm the importance of the number of frequent 1-items, and thus also that of the parameter n , we added two data sets with respectively $n = 4,000$ and $n = 6,000$. These added datasets are also obtained using a time series. In each dataset, the transaction sizes remain quite close. In the names of the datasets, n is the number of items, N is the number of individuals in thousands and Me is the averaged number of items per transaction.

The two independent datasets are generated as follows. For each of the n variables, we first choose randomly a value p in some given interval $J \subset [0, 1]$ and then we generate an N -sample of the Bernoulli distribution $\mathcal{B}(p)$. The chosen intervals J are given in Tables 2 and 3. For example, line 1 in Table 2 says that for 30% of the n variables, the parameter p of each variable has been chosen uniformly between 0.005 and 0.08.

The first independent data set, called *In1000N100Me103*, is generated according to Table 2, the second called *In1000N100Me163*, according to Table 3.

Number of variables	$\mathcal{B}(p)$
30 %	$0.005 \leq p \leq 0.08$
30 %	$0.08 \leq p \leq 0.12$
30 %	$0.12 \leq p \leq 0.15$
10 %	$0.15 \leq p \leq 0.25$

Table 2: The Bernoulli variables in the dataset *In1000N100Me103*

Number of variables	$\mathcal{B}(p)$
20 %	$0.05 \leq p \leq 0.13$
35 %	$0.13 \leq p \leq 0.16$
35 %	$0.16 \leq p \leq 0.20$
10 %	$0.20 \leq p \leq 0.40$

Table 3: The Bernoulli variables in the dataset *In1000N100Me163*

Dependent datasets are generated as follows. We consider an autogressive process, $AR(3)$, defined by $Z^{(t)} = 1.15Z^{(t-1)} - 0.06Z^{(t-2)} - 0.1485Z^{(t-3)} + \epsilon^{(t)}$

where $\epsilon^{(t)}$ is a Gaussian white noise with a variance equal to 0.5. The time index t takes its values in $\{1, \dots, n\}$. We fix a threshold s and set $X^{(t)}$ equal to 1 if $Z^{(t)} > s$ and to 0 otherwise. We generate $N = 100,000$ independent autoregressive processes $(Z^{(t)})_i$, $1 \leq i \leq N$, leading to a sample $(X^{(t)})_i$, $1 \leq i \leq N$. We consider two values of thresholds, $s = 2.3$ and $s = 1.7$.

For $n = 1,000$, we generate the datasets *ARn1000N100Me103* with $s = 2.3$ and *ARn1000N100Me163* with $s = 1.7$. The thresholds s were chosen such that for $n = 1,000$, the dependent synthetic data sets have the same *Me* as the independent synthetic data sets.

With $n = 4,000$ and $s = 1.7$, we generate *ARn4000N100Me658* and with $n = 6,000$ and $s = 1.7$ we generate *ARn6000N100Me987*.

Table 4 below is organized like Table 1. It gives for the four datasets with $n = 1000$, the number of frequent items and the number of frequent itemsets according of the minSup values. Figure 8 presents the execution times to make these extractions.

minSup	0.004	0.005	0.006	0.007	0.008	0.009	0.01
items	1000	1000	995	989	986	980	977
<i>In1000N100Me103</i>	4 009 246	1 698 133	940 501	567 756	382 110	305 383	263 334
minSup	0.015	0.02	0.025	0.03	0.035	0.04	0.045
items	1000	1000	1000	1000	1000	1000	1000
<i>In1000N100Me163</i>	4 212 703	1 493 372	662 189	339 070	187 319	120 438	80 752
minSup	0.01	0.015	0.02	0.025	0.03	0.035	0.040
items	1000	1000	1000	1000	1000	1000	1000
<i>ARn1000N100Me103</i>	9 585 055	1 596 769	493 628	187 578	88 097	47 300	29 748
minSup	0.025	0.03	0.035	0.04	0.045	0.05	0.055
items	1000	1000	1000	1000	1000	1000	1000
<i>ARn1000N100Me163</i>	7 860 411	2 878 483	1 303 059	650 431	348 069	203 940	132 006

Table 4: Number of frequent items and frequent itemsets according to the min-Sup value for synthetic datasets with $n = 1,000$

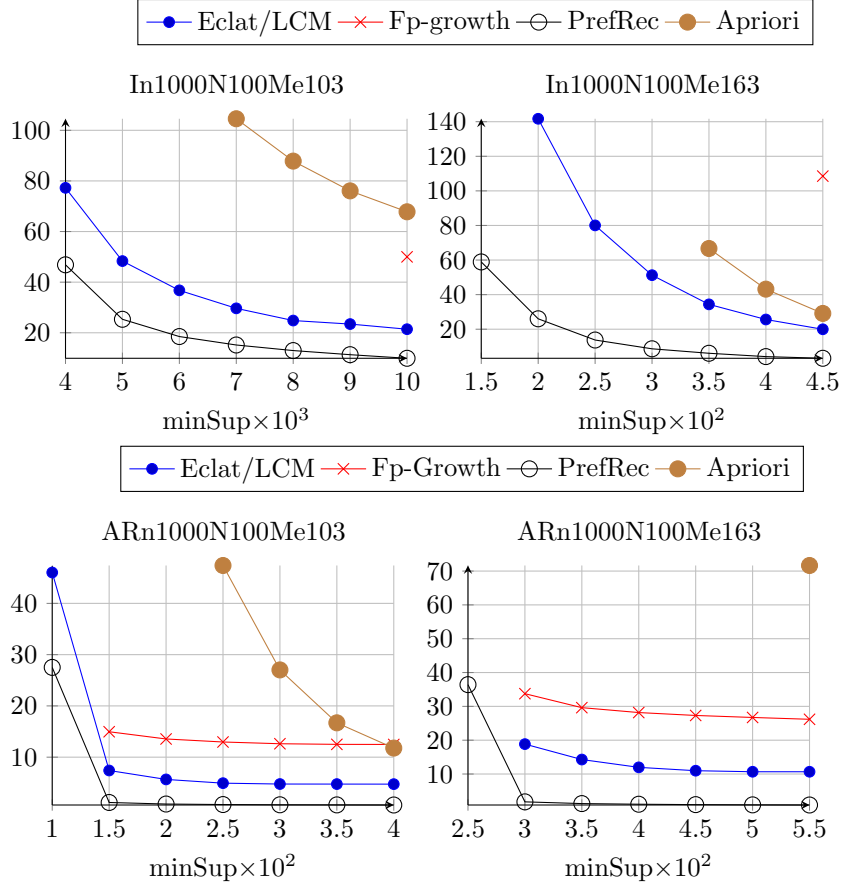


Figure 8: Running time in seconds for synthetic datasets with $n = 1,000$

In view of these results with $n = 1,000$, it is clearly seen that Apriori and Fp-Growth are very inefficient compared to Eclat/LCM and PrefRec. We also see that PrefRec is slightly more efficient than Eclat/LCM in these four datasets.

Let us go further and now consider the case where n is greater.

The results for the synthetic datasets with $n = 4,000$ and $n = 6,000$ are given in Table 5 and Figure 9 below. In Figure 9, only the times taken by PrefRec and Eclat/LCM are shown. The execution times of Apriori and Fp-Growth are too long to be represented.

minSup	0.08	0.03	0.035	0.04	0.045	0.05	0.055
items	4000	4000	4000	4000	4000	4000	4000
<i>ARn4000N100Me658</i>	16 769 590	11 517 755	5 214 935	2 604 917	1 394 004	815 199	528 017
minSup	0.08	0.03	0.035	0.04	0.045	0.05	0.055
items	6000	6000	6000	6000	6000	6000	6000
<i>ARn6000N100Me987</i>	25868628	17487275	7899798	3940726	2110140	1233128	796669

Table 5: Number of frequent items and frequent itemsets according to the min-Sup value for synthetic datasets with large n

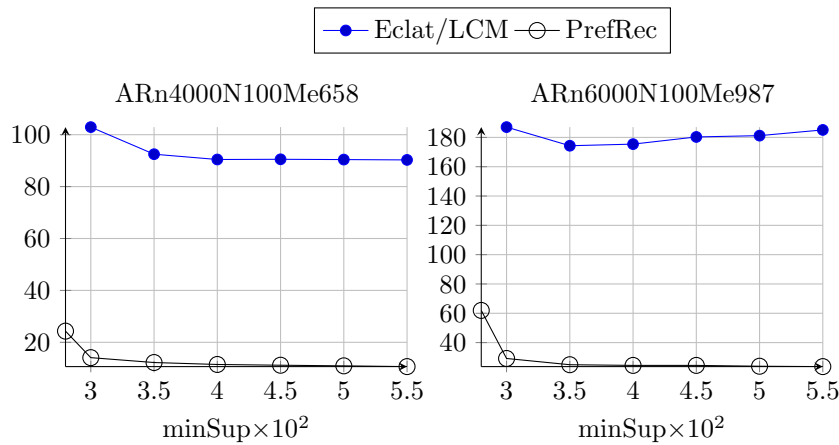


Figure 9: Running time in seconds for synthetic datasets with large n

In these last two experiments, PrefRec seems, once again, a little more efficient than Eclat/LCM. This confirms the results of the previous four experiments.

For the 10 datasets we used, we can conclude that PrefRec is more efficient than Apriori in all cases and that in general it supports the comparison very well with the other algorithms. In the case when the number of frequent items is very low, it has a little more difficulty than Fp-Growth and Eclat/LCM. But as soon as this number is higher it becomes more efficient than Fp-Growth and quite comparable with Eclat/LCM. Note also that PrefRec seems particularly effective in the case of time series. This is probably because it is recursive.

4.2 Applications of recursion properties

In this part, we present applications that can be made thanks to the recursion properties of PrefRec. These applications show the important and innovative properties of PrefRec. They cannot be performed with the other algorithms. A major advantage of the recursion properties is that all the variables of the

database do not need to be definitively entered before the start of the algorithm: the data can be processed as and when they arrive. This is particularly useful in the case of time series but not only. There is therefore no pre-processing of the dataset.

4.2.1 Adding Variables

We present here the results of the experiment consisting in adding new variables to a database. An initial database is given. Then, new variables are introduced into the model; we measure the time needed to update the list of frequent itemsets.

We consider the independent case and the dependent case. In both cases, the notation *re* indicates the number of variables introduced into the model.

In the independent case, the initial bases considered are *In1000N100Me103* and *In1000N100Me163*. When we introduce a single variable, (*re1*), it is a Bernoulli variable with parameter p chosen randomly in a given interval. As example the title *re1*[0.08 : 0.12] means that a Bernoulli variable with a parameter p , chosen randomly in $[0.08, 0.12]$, was added a posteriori to the 1000 variables of the model.

The title *re10* (resp. *re100*) means that a group of 10 (resp. 100) variables has been added to the initial database. This group is generated respecting the distributions given in Table 2 for *In1000N100Me103* (resp. Table 3 for *In1000N100Me163*).

In the dependent case, the initial bases considered are *ARn1000N100Me103* and *ARn1000N100Me163*. The added variables are obtained from the time series. In the case *re1*, the added variable is $X^{(n+1)}$. In the case *re10* (resp. *re100*) the added variables are $X^{(n+1)}, \dots, X^{(n+10)}$ (resp. $X^{(n+1)}, \dots, X^{(n+100)}$).

Because they are not intended for this, Eclat/LCM, Apriori and Fp-Growth must be restarted for each added variables, unlike PrefRec which was defined and built around recursive logic. Therefore we only present the calculation times of PrefRec, the calculation times of the others algorithms being too long to be represented.

Since the results are random, we conducted 50 simulations. The results presented are averages over the 50 simulations. Table 6 (for the independent datasets) and Table 7 (for the dependent datasets) indicate the number of new frequent itemsets after adding variables. Figures 10 and 11 (for the independent datasets) and Figure 12 (for the dependent datasets) give the running time as a function of minSup.

<i>In1000N100Me103</i>	0.005	0.007	0.01	0.012	0.015	0.02	0.025
<i>re1</i> [0.005 : 0.08]	345	203	70	27	12	1	1
<i>re1</i> [0.08 : 0.12]	1 547	733	523	350	158	44	12
<i>re1</i> [0.12 : 0.15]	4 348	1 296	717	622	448	146	63
<i>re1</i> [0.15 : 0.25]	27 774	7 174	1 576	958	689	510	303
<i>re10</i>	48 929	13 170	5 753	3 858	2 466	1 116	605
<i>re100</i>	57 068	30 411	21 821	18 933	14 189	6 877	2 787
<i>In1000N100Me163</i>	0.020	0.022	0.025	0.030	0.035	0.040	0.045
<i>re1</i> [0.005 : 0.08]	192	145	97	45	26	14	6
<i>re1</i> [0.08 : 0.12]	959	574	352	223	122	81	57
<i>re1</i> [0.12 : 0.15]	2 433	1 675	914	389	267	170	107
<i>re1</i> [0.15 : 0.25]	21 386	14 733	9 198	4 471	2 303	1 388	870
<i>re10</i>	41 252	27 075	16 355	6 825	3 981	3 072	1 638
<i>re100</i>	472 422	322 674	200 038	101 111	51 621	28 968	19 351

Table 6: Averaged number of additional frequent itemsets after adding variables to the database in the independent case

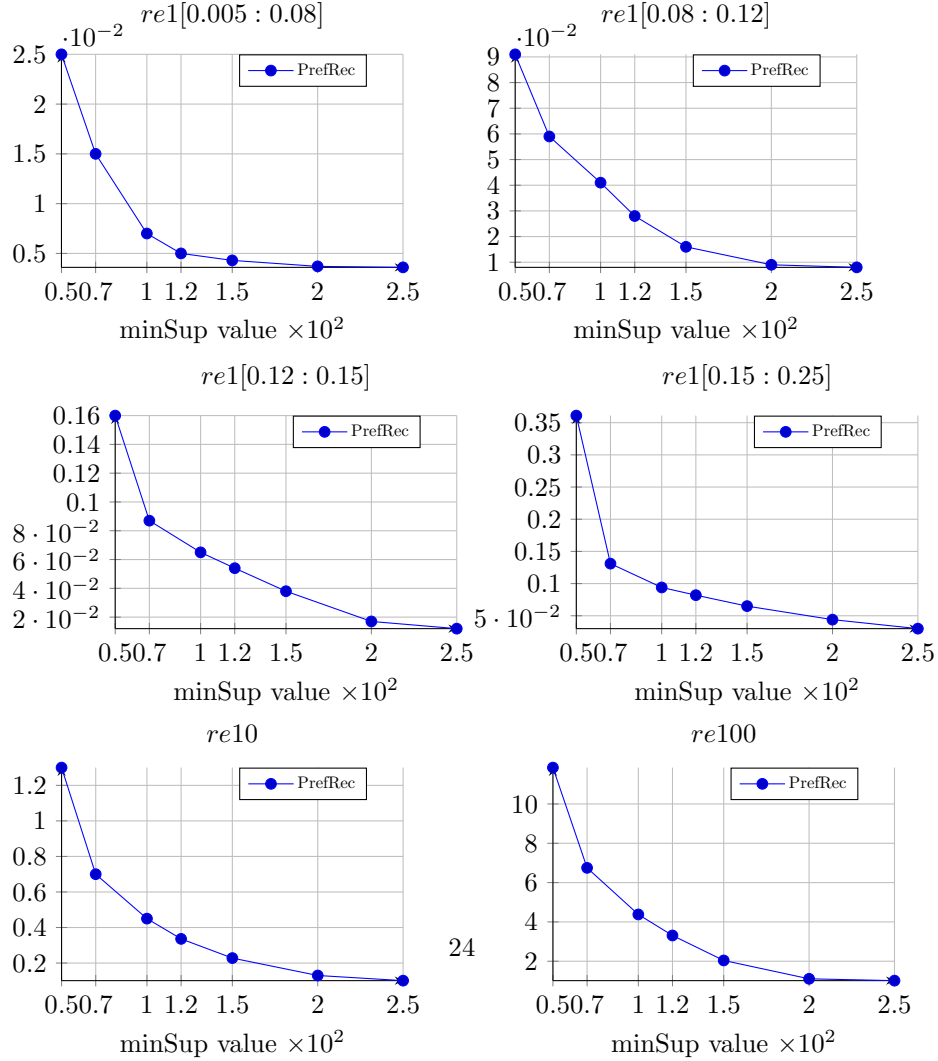


Figure 10: Execution time in seconds to add variables to the database *In1000N100Me103*

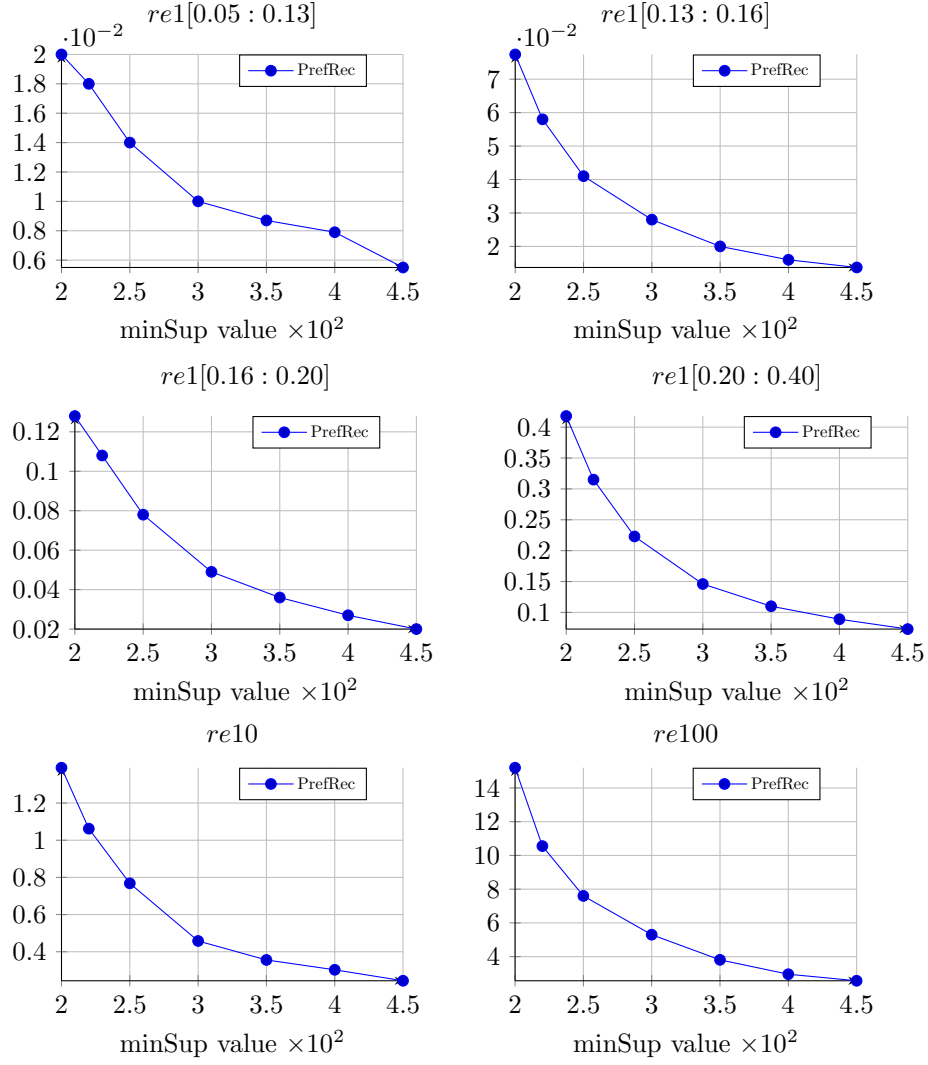


Figure 11: Execution time in seconds to add variables to the database *In1000N100Me163*

<i>ARn1000N100Me103</i>	0.015	0.0175	0.020	0.025	0.030	0.035	0.040
<i>re1</i>	1 682	882	521	197	92	50	35
<i>re10</i>	16 925	8 931	5 310	1 999	920	502	318
<i>re100</i>	172 163	91 032	54 143	20 036	9 567	5 195	3 200
<i>ARn1000N100Me163</i>	0.035	0.0375	0.040	0.045	0.050	0.055	0.060
<i>re1</i>	1 183	813	607	329	188	126	76
<i>re10</i>	12 627	8 639	6 336	3 388	1 974	1 290	775
<i>re100</i>	141 364	91 236	65 233	34 701	20 063	13 400	8 651

Table 7: Averaged number of additional frequent itemsets after adding variables to the database in the AR case

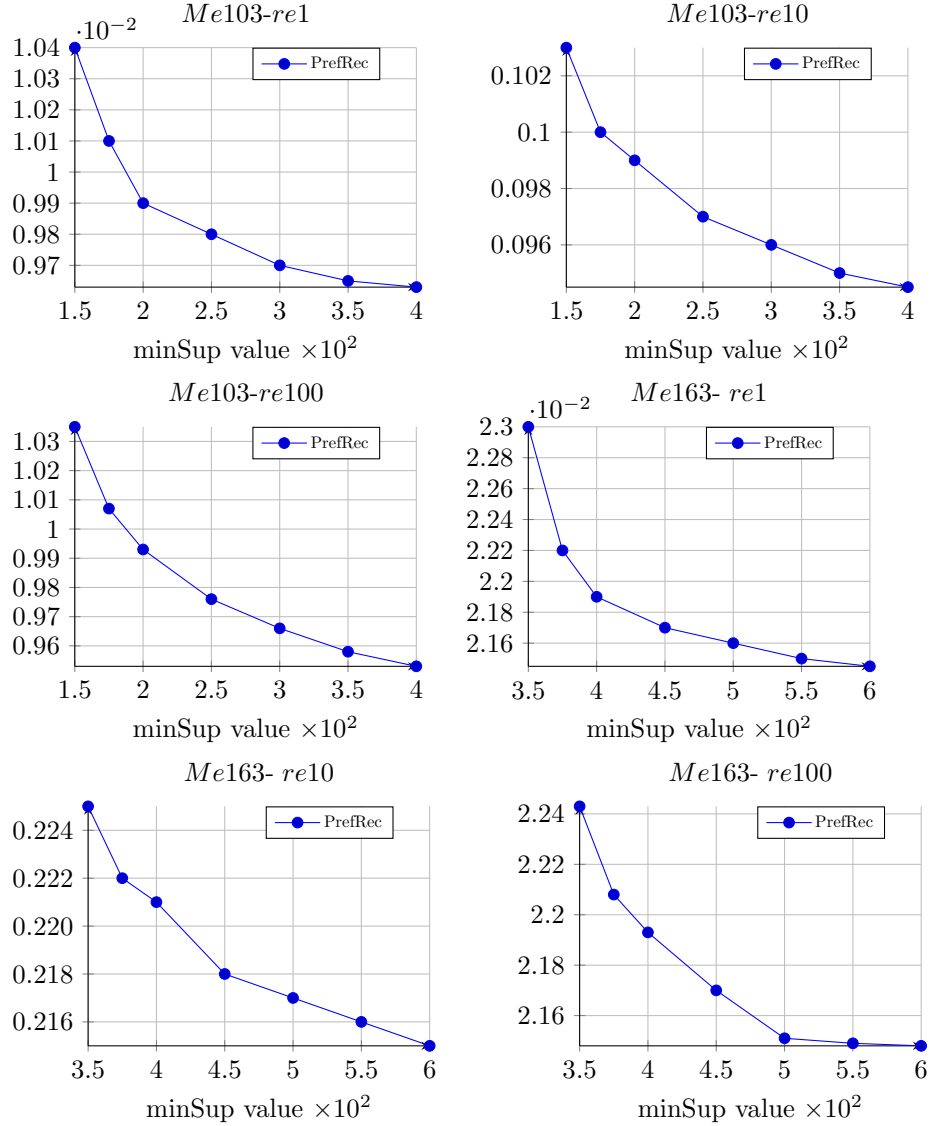


Figure 12: Execution time in seconds to add variables to the database *ARn1000N100Me103* or *ARn1000N100Me163*

Table 6 shows that the number of added frequent itemsets increases as the frequency of the added variable increases. In the AR case (Table 7), the variables having the same distribution law, the addition of 10 variables produces a number of frequent itemsets 10 times greater than the addition of a single variable.

Likewise, Figures 10, 11, and 12 show that the execution time depends on the frequency of the added variable, and on the minSup value. It also seems that if the number of added variables is multiplied by 10, then the execution time is also multiplied by 10. Above all, these figures show that PrefRec is particularly effective for updating the algorithm when a new variable (or more) is taken into account.

4.2.2 The Moving FIM Application

We now present four examples of the Moving FIM application. The first step of the Moving FIM application is the construction of the tree of the frequent itemsets based on the first q frequent items. The second step consists in actualizing the tree: when a new frequent item arrives, the algorithm adds the frequent itemsets that contain this new frequent item, and delete all the frequent itemsets that contain the most right child of (\emptyset) . The number of frequent items therefore remains constant and equal to q . In the experiment, we consider a fixed database. Then, to make the moving FIM work, we process the variables of this database one after the other.

The databases we used are the four previous independent and AR with $n = 1000$.

We considered two values of q : 100 and 300. Moreover, in each experiment, we performed $Q = 100$ frequent item replacements.

The results given in Table 8 and Table 9 concern only the second step of the Moving FIM application, that is, the actualization of the tree. Both tables give the number of frequent itemsets added (freq-add), the number of frequent itemsets deleted (freq-del), and the time necessary for the application. All the values given in these tables are the averages obtained over 50 simulations.

<i>In1000-N100-Me103</i>							
minSup	0.005	0.007	0.01	0.012	0.015	0.02	0.025
Moving Fim $q100$							
add-freq	11 422	7 056	5 046	3 951	2 697	1 300	640
del-freq	11 248	7 070	5 179	4 046	2 859	1 315	735
time	0.514	0.486	0.455	0.420	0.379	0.336	0.308
Moving Fim $q300$							
add-freq	57 096	26 301	15 404	11 929	7 912	3 717	1 742
del-freq	55 693	26 100	15 758	12 245	8 407	3 758	2 031
time	1.300	1.124	0.940	0.831	0.688	0.535	0.458
<i>In1000-N100-Me162</i>							
minSup	0.020	0.022	0.025	0.030	0.035	0.040	0.045
Moving Fim $q100$							
add-freq	9 576	7 601	5 490	3 753	2 539	1 966	1 502
del-freq	9 334	7 505	5 395	3 644	2 486	1 898	1 537
time	0.709	0.669	0.617	0.569	0.517	0.490	0.4595
Moving Fim $q300$							
add-freq	49 157	37 341	24 452	14 363	9 069	6 314	4 408
del-freq	47 395	37 307	24 275	13 695	8 738	6 056	4 517
time	1.749	1.588	1.380	1.197	1.035	0.941	0.870

Table 8: Time in seconds and number of frequent itemsets added and deleted in the Moving Fim application on independent databases

<i>ARn1000-N100-Me103</i>							
minSup	0.015	0.0175	0.020	0.025	0.030	0.035	0.040
Moving Fim $q100$							
add-freq	160 904	84 360	49 704	18 882	8 857	4 754	2 999
del-freq	163 679	85 787	50 454	19 166	8 976	4 825	3 024
time	0.430	0.403	0.390	0.365	0.351	0.341	0.336
Moving Fim $q300$							
add-freq	156 319	81 997	48 448	18 416	8 682	4 658	2 945
del-freq	163 679	85 787	50 454	19 166	8 976	4 825	3 024
time	0.516	0.489	0.469	0.449	0.437	0.429	0.423
<i>ARn1000-N100-Me163</i>							
minSup	0.0350	0.0375	0.040	0.045	0.050	0.055	0.060
Moving Fim $q100$							
add-freq	130 831	90 045	65 222	34 839	20 341	13 144	7 926
del-freq	128 819	88 402	64 321	34 350	20 022	12 988	7 827
time	0.523	0.498	0.481	0.457	0.443	0.429	0.420
Moving Fim $q300$							
add-freq	132 984	91 861	66 218	35 414	20 742	13 363	8 051
del-freq	128 819	88 402	64 321	34 349	20 022	12 987	7 827
time	0.674	0.655	0.638	0.612	0.595	0.58	0.575

Table 9: Time in seconds and number of frequent itemsets added and deleted in the Moving Fim application on AR databases

Table 8 and Table 9 show that the variations associated with adding and removing a variable depend mainly on the values of minSup and q . Moreover, the averaged number of frequent itemsets added and deleted is much higher in the case of dependent database than in the case of independent database. But, for both types of databases, there is a stability in the number of frequent itemsets during this application, the number of added frequent itemsets being always close to that of deleted frequent itemsets.

PrefRec is very performant for such an actualization of the tree of the frequent itemsets. This is due to the nature of the underlying tree.

5 Conclusion

In this paper we presented PrefRec, a new algorithm for fast mining of frequent itemsets and discovering all significant association rules in large datasets. The logic of the algorithm is based on a function which, starting from a tree of frequent itemsets, allows to find the new tree of frequent itemsets when a new item is added to the base. The main property of the algorithm is its recursiveness with respect to the sequence of variables. This makes it very useful when the processed dataset is not fixed and can evolve by adding new variables. Another important property of the algorithm is that it gives the list of frequent itemsets

in a very useful tree structure. In particular this makes it possible to remove from the list of frequent itemsets, in a very simple and very fast way, the first item of the base and all the frequent itemsets which contain it. This makes PrefRec a very efficient algorithm in the case of a moving base, i.e. a base where the sequence of variables changes by removing the first and adding a new one at the end of the sequence. A large set of experiments have been carried out to compare the performance of PrefRec and that of Eclat/LCM, Fp-Growth and Apriori and to evaluate the recursion properties of PrefRec. In the case of a fixed base, these experiments show that PrefRec supports the comparison well. In the case of a non fixed base it is much more efficient.

Acknowledgment We would like to thank the Maisons du Monde data team for the numerous discussions we had on the various applications of the PrefRec algorithm.

References

- [1] AGRAWAL R, IMIELINSKI T, SWAMI A (1993) Mining association rules between sets of items in large databases. In : *Proceedings of the 1993ACM-SIGMOD international conference on management of data (SIGMOD'93)* (Washington, DC), pp. 207–216.
- [2] AGRAWAL R, SRIKANT R (1994) Fast algorithms for mining association rules. In : *Proceedings of the 1994 international conference on very large data bases (VLDB 94)* (Santiago, Chile), pp. 487–499.
- [3] AGRAWAL R, MANNILA H, SRIKANT R, TOIVONEN H, VERKAMO A (1996) Fast discovery of association rules. In : *Advances in Knowledge Discovery and Data Mining, AAAI/MIT Press*, 307–328.
- [4] AGRAWAL R, SHAFER J (1996) Parallel mining of association rules: design, implementation, and experience. *IEEE Trans Knowl Data Eng* 8, 962–969.
- [5] BRIN S, MOTWANI R, ULLMAN JD, TSUR S (1997) Dynamic itemset counting and implication rules for market basket analysis. In : *Proceeding of the 1997 ACM-SIGMOD international conference on management of data (SIGMOD'97)* (Tucson, AZ), pp. 255–264. <https://doi.org/10.1145/253260.253325>.
- [6] CHEUNG D.W, HAN J, NG V, FU A, FU Y (1996) A fast distributed algorithm for mining association rules. In : *Proceeding of the 1996 international conference on parallel and distributed information systems* (Miami Beach, FL), pp. 31–42.

- [7] CHEUNG DW, HAN J, NG V, WONG CY (1996) Maintenance of discovered association rules in large databases: an incremental updating technique. In : *Proceeding of the 1996 international conference on data engineering (ICDE'96)* (New Orleans, LA), pp. 106–114.
- [8] HAN J, PEI J, YIN Y (2000) Mining frequent patterns without candidate generation. In : *Proceeding of the 2000 ACM-SIGMOD international conference on management of data (SIGMOD'00)* (Dallas, TX), pp. 1–12.
- [9] HAN J, CHENG H, XIN D, YAN X (2007) Frequent pattern mining: current status and future directions. *Data Min Knowl Disc* 15, 55–86.
- [10] HUANG L, CHEN H, WANG X, CHEN G (2000) A fast algorithm for mining association rules. *Comput Sci Technol* 15, 619–624.
- [11] LUNA J.M, FOURNIER-VIGER P, VENTURA S (2019) Frequent itemset mining. *Frequent itemset mining: A 25 Years Review*. <https://doi.org/10.1002/widm.1329>.
- [12] PARK JS, CHEN MS, YU PS (1995) An effective hash-based algorithm for mining association rules. In : *Proceedings of the 1995 ACM SIGMOD International Conference on Management of Data* (San Jose, California, USA), pp. 175–186. <https://doi.org/10.1145/568271.223813>.
- [13] SARAWAGI S, THOMAS S, AGRAWAL R (1998) Integrating association rule mining with relational database systems: alternatives and implications. In : *Proceeding of the 1998 ACM-SIGMOD international conference on management of data (SIGMOD'98)* (Seattle, WA), pp. 343–354.
- [14] SAVASERE A, OMIECINSKI E, NAVATHE S (1995) An efficient algorithm for mining association rules in large databases. In : *Proceeding of the 1995 international conference on very large data bases (VLDB'95)* (Zurich, Switzerland), pp. 432–444.
- [15] TOIVONEN H (1996) Sampling large databases for association rules. In : *Proceeding of the 1996 international conference on very large data bases (VLDB'96)* (Bombay, India), pp. 134–145.
- [16] UNO T, ASAI T, UCHIDA Y, ARIMURA H (2003) LCM: an efficient algorithm for enumerating frequent closed item sets. In : *Proceedings of the Workshop on Frequent Item Set Mining Implementations (FIMI 2003)* (Melbourne, FL). TU Aachen, Germany: CEUR Workshop Proceedings 90.
- [17] ZAKI M.J, PARTHASARATHY S, OGIHARA M, LI W (1997) Parallel algorithm for discovery of association rules. *Data Mining Knowl Discov* 1, 343–373.
- [18] ZAKI MJ (2000) Scalable algorithms for association mining. *IEEE Trans Knowl Data Eng* 12, 372–390.