

Relay Selection & Power Allocation for Maximizing Sum-Throughput of a Buffered Relay Network

Fahd Ahmed Khan, Zafar Abbas Malik, Ali Arshad Nasir and Mudassir Masood

Abstract

Considering two-hop cooperative communication with buffered half-duplex relays, this work jointly optimizes relay selection and transmit power at the relay to maximize the sum-throughput of the network subject to a minimum throughput requirement of each hop and transmit power constraint. The optimization problem is solved and two new buffer aware selection schemes, namely joint relay power allocation and selection scheme (JPASS) and ratio selection scheme (RSS) are proposed. Numerical results show that the average sum-throughput of both the proposed schemes is up to 40% higher compared to the existing schemes in the literature.

Index Terms

Relay Selection, Buffered Relays, Power Optimization, Full duplex relaying, Sum-Throughput

I. INTRODUCTION

Cooperative relaying assists the direct data transmission between source and destination and provides multiple benefits such as improved reliability and coverage [1]–[3]. However, traditional half-duplex cooperative relaying requires at least two time-slots for the data transmission from the source to the destination [2]–[5]. Various non-orthogonal protocols have been proposed to address this transmission-delay and improve the throughput (see [5] and references therein). One possible solution is to utilize buffers at the relays [6]–[9].

Fahd Ahmed Khan and Zafar Abbas Malik are with the School of Electrical Engineering and Computer Science (SEECS), National University of Sciences and Technology (NUST), Islamabad, Pakistan. Email: {fahd.ahmed, 14mseezmalik}@seecs.edu.pk. Ali Arshad Nasir and Mudassir Masood are with the King Fahd University of Petroleum and Minerals (KFUPM), Dharan, Saudi Arabia. Email: {anasir,mudassir}@kfupm.edu.sa. The corresponding author is Fahd Ahmed Khan.

The provision of buffers at the relays can enhance the effective throughput by enabling source-to-destination transmission in a single time slot. This is achieved by selecting different relays for reception (*receiving-relay*) and transmission (*transmitting-relay*) in each time slot. One of the relay, i.e., the receiving-relay, receives data from the source and stores it in its buffer (that can be forwarded to the destination during another time slot) while the other selected relay, the transmitting-relay, transmits the data stored in its buffer to the destination [6]–[9].

An immediate question arises that how are the relays selected? Many different criterion have been proposed for selecting the relays [7], [10]–[14]. In max-max relay selection (MMRS) [7], a relay with the best source-relay (S-R) channel (having the highest signal-to-noise ratio (SNR)) and another relay with the best relay-destination (R-D) channel are selected for reception and transmission, respectively, in the same time slot. Since the source and relay nodes transmit during the same time-slot, the receiving-relay experiences interference from the transmitting-relay, which was not taken into account in the selection criteria of [7]. In [10], this interference was taken into account and the authors proposed a buffer-aided successive opportunistic relay (BA-SOR) selection scheme. In BA-SOR, the selection of the S-R link was based on the channel-power-to-interference-channel-power ratio and max-min selection criteria was employed. A “min-power” relay selection policy was proposed in [11], where the authors proposed to select the relay pair which achieves a pre-determined fixed throughput with minimum power. Even if the channel can support a higher throughput, using the proposed allocation in [11], the throughput is limited to the pre-determined value. Considering a diamond relay network with only two relays, Simoni et al. in [12], proposed a transmission mode selection policy to maximize the throughput of a the network.

In [13], a joint precoding matrix design at the source and relay-pair selection is proposed to maximize the signal-to-noise-and-interference ratio (SINR). In [14], considering relays with multiple antennas, the authors proposed joint relay selection and beamforming design, while taking inter-relay interference (IRI) into consideration, to maximize the sum-throughput. The beamforming design directs the power from the transmitting relay towards the destination and limits the interference power to the receiving relay. The use of multiple antennas at the transmitter and/or the relays, as in [13] and [14], enables information beamforming towards the desired node and interference avoidance at the receiving-relay. However, internet-of-things (IoT)-related applications motivate the need of simple relays employing single-antenna transceivers, which don’t have the freedom to take benefit from beamforming or precoding to tackle IRI.

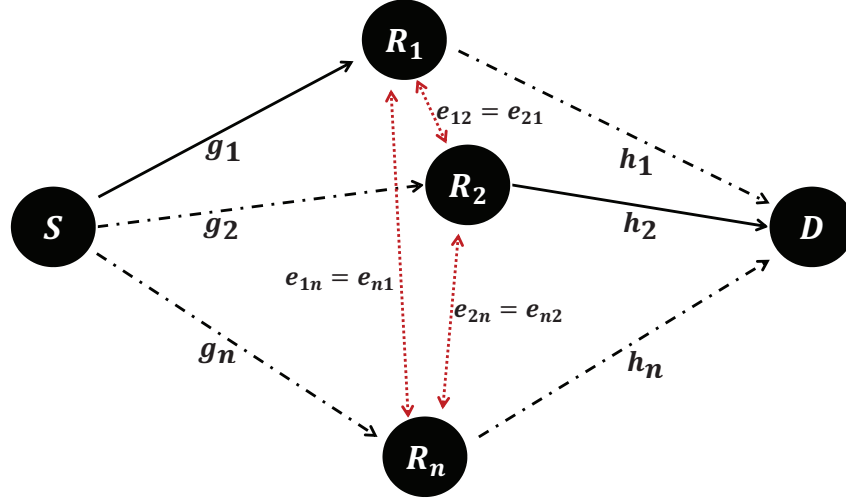


Fig. 1. System Model

In [7], [10]–[12], a parameter which is not optimized, is the power of the transmitting-relay. The power of the transmitting-relay can be adjusted to control the IRI and also improve the sum-throughput. The high power of the transmitting-relay results in large interference at the receiving-relay which results in lower SINR and thus, lower throughput of the S-R link. On the other hand, the lower power of the transmitting-relay results in lower SINR and thus lower throughput of the R-D link. In addition, unlike the min-power scheme in [11], where the system throughput was limited, the power of the transmitting-relay can be optimized to maximize the sum-throughput. In this regard, we propose two novel selection schemes, namely, 1) *Joint relay power allocation and selection scheme* (JPASS) and 2) *Ratio selection scheme* (RSS) to optimize the relay-pair selection and power of the transmitting-relay that maximizes the network sum-throughput (of S-R and R-D channels) while satisfying the power and threshold SINR constraints. Numerical results show that the achievable throughput of both the proposed schemes is higher compared to the existing schemes in the literature and when the relays have sufficiently large buffers, the JPASS yields the highest average sum-throughput and serves as a benchmark.

II. SYSTEM MODEL AND PROBLEM FORMULATION

Consider a cooperative network show in Fig. 1 where a source node communicates to a destination node via n decode-and-forward (DF) buffered relays. The relays are assumed to be half-duplex (HD) relays with finite buffers. We assume that the destination is out-of-reach

from the source and there is no direct communication link between them. As the relays have buffers, one of the relay receives and stores the data in its buffer while another relay transmits the data already stored in its buffer during the same time slot. Thus, effectively, communication from the source-to-destination occurs in a single time slot instead of two time slots (required for conventional HD relaying), resulting in an increased throughput. However, as two relays are communicating during the same time slot, the transmitting-relay causes interference to the receiving-relay.

The channel gain from the source to the k -th relay is denoted as g_k and the channel gain from the k -th relay to the destination is denoted as h_k . Inter-relay channel between the i -th and the j -th relay is denoted by e_{ij} . The channel is assumed to be reciprocal and have independent and identically distributed Rayleigh fading. Therefore, the channel powers, $|g_k|^2$, $|h_k|^2$ and $|e_{ij}|^2$ are exponentially distributed. The channel coherence time is assumed to be nearly equal to the total transmission time from source-to-destination. Thus, each transmission experiences uncorrelated fading, which will randomize the selected relays from one transmission to another.¹ P_s denotes the transmitted power of source node and P_j denotes the transmit power of the j -th transmitting-relay. The noise power at each node in the network is denoted by N_0 .

Problem Formulation: Assuming that the i -th relay is selected for reception and the j -th relay is selected for transmission, the SINR at the receiving-relay is given by $\gamma_{ij} = \frac{P_s |g_i|^2}{N_0 + P_j |e_{ij}|^2}$ while SNR at the destination is given by $\gamma_j = \frac{P_j |h_j|^2}{N_0}$. The second term in the denominator of γ_{ij} is the interfering signal power from the transmitting-relay. Thus, large values of the channel gain e_{ij} will cause high interference and low SINR at the receiving-relay. Therefore, relay pair selection must take into account the inter-relay channel e_{ij} . In addition, the transmitting-relay's power, P_j , also needs to be optimized so that it is sufficiently high to provide good SNR at the destination and low interference at the receiving-relay.

Taking into account this trade-off, we formulate and solve a joint optimization problem which selects a relay pair for transmission and reception and optimizes the relay transmission power,

¹It is assumed that perfect global channel state information (CSI) is available. This ideal scenario will provide a benchmark on the performance of a buffered relay network. Discussion on CSI acquisition is omitted here due to space limitation. One can refer to [7], [15], [16], and the references therein, for a discussion on protocol for CSI acquisition. Deterioration in system performance due to imperfect CSI is discussed in Section IV.

P_j , to maximize the instantaneous sum-throughput. The optimization problem is expressed as

$$\begin{aligned}
& \max_{P_j, i \neq j} \quad \tau_{i,j}(P_j) = \mathcal{R}_{ij}^{SR}(P_j) + \mathcal{R}_j^{RD}(P_j) \\
& \text{subject to} \quad \frac{P_j |h_j|^2}{N_0} \geq \phi_2 \\
& \quad \frac{P_s |g_i|^2}{N_0 + P_j |e_{ij}|^2} \geq \phi_1 \\
& \quad P_j \leq P_{max} \\
& \quad \mathcal{R}_j^{RD}(P_j) t \leq Q_j \\
& \quad Q_i + \mathcal{R}_{ij}^{SR}(P_j) t \leq Q_{max}
\end{aligned} \tag{1}$$

where $\mathcal{R}_{ij}^{SR}(P_j) = \log_2 \left(1 + \frac{P_s |g_i|^2}{N_0 + P_j |e_{ij}|^2} \right)$, $\mathcal{R}_j^{RD}(P_j) = \log_2 \left(1 + \frac{P_j |h_j|^2}{N_0} \right)$, $i, j \in \{1, \dots, n\}$ and $i \neq j$, P_{max} is the maximum transmit power at the relay, $\phi_i = 2^{R_i} - 1$, R_1 and R_2 denotes the minimum rate requirement for the S-R and R-D link, Q_{max} is the maximum buffer size, Q_i denotes the number of bits stored in the buffer of relay i and t denotes the transmission slot duration. In (1), the first two constraints guarantee a minimal quality of service (QoS) at the receiving-relay and the destination while the third constraint is the power constraint at the transmitting node. The fourth constraint ensures that the transmitting relay can transmit at most Q_j bits stored in its buffer. The final constraint ensures that the receiving relay does not receive bits greater than the space available in its buffer.

III. RELAY SELECTION SCHEMES

The optimization problem in (1) can be reformulated as

$$\begin{aligned}
& \max_{P_j, i \neq j} \quad \tau_{i,j}(P_j) = \mathcal{R}_{ij}^{SR}(P_j) + \mathcal{R}_j^{RD}(P_j) \\
& \text{subject to} \quad P_j^{min} \leq P_j \leq P_{i,j}^{max}
\end{aligned} \tag{2}$$

where $P_j^{min} = \max \left\{ \frac{\phi_2 N_0}{|h_j|^2}, \frac{P_s |g_i|^2}{(2^{(Q_{max}/t - Q_i/t)} - 1) |e_{ij}|^2} - \frac{N_0}{|e_{ij}|^2} \right\}$ and $P_{i,j}^{max} = \min \left\{ P_{max}, \frac{P_s |g_i|^2 - \phi_1 N_0}{\phi_1 |e_{ij}|^2}, \frac{N_0 (2^{Q_j/t} - 1)}{|h_j|^2} \right\}$.

Feasible range of P_j : From the constraints in (2), if $P_j^{min} < P_{i,j}^{max}$, then the feasible range of values for P_j is

$$\mathfrak{R} = [P_j^{min}, P_{i,j}^{max}] \tag{3}$$

If $P_j^{min} > P_{i,j}^{max}$, then $\mathfrak{R} = \emptyset$.

Optimal value of P_j : The objective function in (2) can be expressed as $\log_2(\mathcal{C}(P_j))$, where $\mathcal{C}(P_j) = \frac{(1+\alpha_1)+(\alpha_2+\alpha_3+\alpha_1\alpha_3)P_j+\alpha_2\alpha_3P_j^2}{P_j\alpha_2+1}$, $\alpha_1 = \frac{P_s}{N_0} |g_i|^2$, $\alpha_2 = \frac{|e_{ij}|^2}{N_0}$ and $\alpha_3 = \frac{|h_j|^2}{N_0}$. $\mathcal{C}(P_j)$ is a quadratic over linear function, which is a convex function [17]. As, logarithm is a monotonically increasing function, $\log_2(\mathcal{C}(P_j))$ will have maximum at the boundary of the function i.e. at either the lowest value of P_j or the maximum value of P_j . From (3), the lowest value of P_j is P_j^{min} and the largest value of P_j is $P_{i,j}^{max}$. Based on this, the optimization problem in (2), can be simplified as

$$\{P_j^*, i^*, j^*\} = \arg \max_{i \neq j, P_j \in \{P_j^{min}, P_{i,j}^{max}\}} \tau_{i,j}(P_j) \quad (4)$$

Based on (4), we first propose a joint relay power allocation and selection scheme (JPASS).

A. Joint Relay Power Allocation and Selection Scheme

From (4), it can be noted that the maximum sum-throughput value will occur only at either the minimum value of power, P_j^{min} , or the maximum value, $P_{i,j}^{max}$. We take this into consideration and calculate the sum-throughput, $\tau_{i,j}(P_j)$, of all feasible links (which satisfy the constraint in (3) i.e. for which $P_j^{min} < P_{i,j}^{max}$). The sum-throughput of all possible feasible links is evaluated only at the boundary points P_j^{min} and $P_{i,j}^{max}$. The link pair (S-R link and R-D link) which yields the highest sum-throughput is selected for transmission. The main steps for JPASS are as follows:

- 1) Find the set of feasible relays, $\mathfrak{F}_{\mathfrak{R}}$, for which $P_j^{min} < P_{i,j}^{max}$.
- 2) If $\mathfrak{F}_{\mathfrak{R}} = \phi$, i.e. no relay pair satisfies the constraints in (2), the network has to operate in conventional HD mode. In this time slot, only S-R or R-D communication occurs. In order to maximize the throughput in this conventional HD mode, the link which yields the highest throughput is selected. Evaluate $\hat{i} = \arg \max_{i, (Q(i) + \mathcal{R}_{i,j}^{SR}(0)t) < Q_{max}} \mathcal{R}_{i,j}^{SR}(0)$ and $\hat{j} = \arg \max_{j, P_j < P_{max}, \mathcal{R}_j^{RD}(P_j)t < Q_j} \mathcal{R}_j^{RD}(P_j)$. Select relay \hat{i} for reception if $\mathcal{R}_{\hat{i},\hat{j}}^{SR}(0) > \mathcal{R}_{\hat{j}}^{RD}(P_{\hat{j}})$ otherwise select relay \hat{j} for transmission.
- 3) If $\mathfrak{F}_{\mathfrak{R}} \neq \phi$, calculate throughput for all feasible links, $\tau_{i,j}(P_j) \forall \{i, j\} \in \mathfrak{F}_{\mathfrak{R}} \& P_j \in \{P_j^{min}, P_{i,j}^{max}\}$. Select the link pair and relay power, P_j , which yields the maximum $\tau_{i,j}(P_j)$ as per (4).

B. Ratio Selection Scheme

The JPASS algorithm calculates the optimal power along with the sum-throughput for all possible links, and then selects the links with highest sum-throughput. For example, if there are

n relays in the network, there can be at most $n(n-1)$ feasible links and thus, $n(n-1)$ sum-throughput values have to be calculated. So, in addition to JPASS, we propose a low computation, ratio selection scheme (RSS), in which the throughput is calculated for only one link. In RSS, the link pair is selected first and then the throughput is calculated only for the selected link pair. The selection criteria is proposed below.

In order to achieve high throughput and a good QoS, it is desirable to have a good S-R channel, g_i as well as a good R-D channel, h_j , and have lower interference, $e_{i,j}$ for $i, j \in 1, \dots, n$ & $i \neq j$, which implies a poor inter-relay link. Based on this requirement, we come up with a heuristic ratio $\frac{g_i h_j}{e_{i,j}}$ and select the link pair for which this ratio is maximum. This selection criteria can be mathematically expressed as

$$\text{Selected Link Pair } (\hat{i}, \hat{j}) = \arg \max_{i \neq j} \left(\frac{g_i h_j}{e_{i,j}} \right) \quad (5)$$

It can be noted that this heuristic selection scheme will select the relay pair with a good S-R and R-D link and a poor interference link. As the relay selection is based on a ratio, this scheme is termed as ratio selection scheme (RSS). The main steps for RSS are as follows:

- 1) Find the set of feasible relays $\mathfrak{F}_{\mathfrak{R}}$ for which $P_j^{min} < P_{i,j}^{max}$.
- 2) If $\mathfrak{F}_{\mathfrak{R}} = \phi$, i.e. no relay pair satisfies the constraints in (2), follow step 2 of JPASS.
- 3) If $\mathfrak{F}_{\mathfrak{R}} \neq \phi$, select relay pair $\{\hat{i}, \hat{j}\} = \arg \max_{i \neq j} \left(\frac{g_i h_j}{e_{i,j}} \right)$
- 4) Evaluate $\tau_{\hat{i}, \hat{j}}(P_{\hat{j}})$ at extreme values of $P_{\hat{j}}$ i.e. $P_{\hat{j}} \in \{P_{\hat{j}}^{min}, P_{\hat{i}, \hat{j}}^{max}\}$. Select value of relay power, $P_{\hat{j}}$ which yields the maximum throughput.

Complexity Analysis: Both JPASS and RSS require complete CSI. The complexity of the proposed algorithms, quantified in terms of number of floating point operations (FLOPs) and the number of comparisons required, is given in Table 1. The complexity of HD relaying mode is ignored as it is the same for both schemes.

	FLOPs	Comparisons
JPASS	$52n(n-1) + 2$	$8n(n-1)$
RSS	$27n(n-1) + 30$	$7n(n-1) + 1$

Remark: In order to calculate the analytical expression of the average sum-throughput, $\mathbb{E}[\tau_{i,j}(P_j)]$,

the distribution of $P_j^{min} \leq P_j \leq P_{i,j}^{max}$ is required for all possible $i \neq j$. It can be noted that, $P_j^{min} = \max \left\{ \frac{\phi_2 N_0}{|h_j|^2}, \frac{P_s |g_i|^2}{(2^{(Q_{max}/t - Q_i/t)} - 1) |e_{i,j}|^2} - \frac{N_0}{|e_{i,j}|^2} \right\}$ and $P_{i,j}^{max} = \min \left\{ P_{max}, \frac{P_s |g_i|^2 - \phi_1 N_0}{\phi_1 |e_{i,j}|^2}, \frac{N_0 (2^{Q_j/t} - 1)}{|h_j|^2} \right\}$ are correlated random variables (RVs) due to the reciprocity assumption and also because all

possible combinations of $i \neq j$ must be considered. For example, consider a case of $n = 3$ relays; for $j = 1$ and $j = 2$, $P_{i,1}^{max}$ and $P_{i,2}^{max}$, both are functions of the RVs g_3 and $e_{21} = e_{12}$ and thus, are correlated RVs. Therefore, in this case, and also for the general n case, it gets intractable to derive the theoretical expression for the average sum-throughput.

IV. NUMERICAL SIMULATIONS

Monte-Carlo simulations were performed in MATLAB to analyze and compare the average sum-throughput of the proposed selection schemes. 5×10^4 realizations of the channel power gains (exponential random variables) were generated for each value of P_{max} and n . The sum-throughput for all the schemes was calculated and averaged to yield the mean sum-throughput. The sum-throughput of the proposed JPASS and RSS is compared with the existing selection schemes in the literature, e.g., max-max relay selection (MMRS) [7], BA-SOR selection scheme proposed in [10] and the min-power scheme proposed in [11]. In addition, the average sum-throughput of the conventional half-duplex (CHD) relaying scheme is also plotted. Without loss of generality, the mean channel powers and the mean noise power are assumed to be unity. In the simulations, all relays are assumed to have a buffer of size, Q_{max} , and initially, the amount of data stored inside the buffer of all relays is denoted by Q_s . $Q_{max} = 20^8$ indicates the scenario of infinite buffer size and $Q_s = 0$ indicates an empty buffer.

Fig. 2 shows the average sum-throughput achieved by the selection schemes varying the maximum transmit power, P_{max} , where $R_1 = R_2 = 1$ and $P_s = P_{max}$. It can be observed that for all schemes, the mean sum-throughput increases with increase in P_{max} . For the infinite buffer case, it can be observed that JPASS yields the maximum sum-throughput. The RSS closely follows and achieves the sum-throughput equivalent to JPASS when the nodes can transmit with higher power. For $P_{max} = 21\text{dB}$, JPASS and RSS yield approximately 20% higher throughput compared to that of MMRS and BA-SOR. The sum-throughput of the min-power scheme is limited to two because the nodes transmit with the minimum power which satisfies the rate requirement i.e. $R_1 = R_2 = 1$. For the finite buffer case, the sum-throughput of all the schemes is lower because the number of links which maybe activated for transmission is lower due to either full or empty buffers at the relays. However, the gain in sum-throughput, at $P_{max} = 21\text{dB}$, of the proposed JPASS and RSS is approximately 40% higher compared to MMRS and BA-SOR. In both MMRS and BA-SOR, the relays always transmit with maximum power, $P_r = P_{max}$, due to which the S-R link throughput reduces because of high interference. As a result, the number

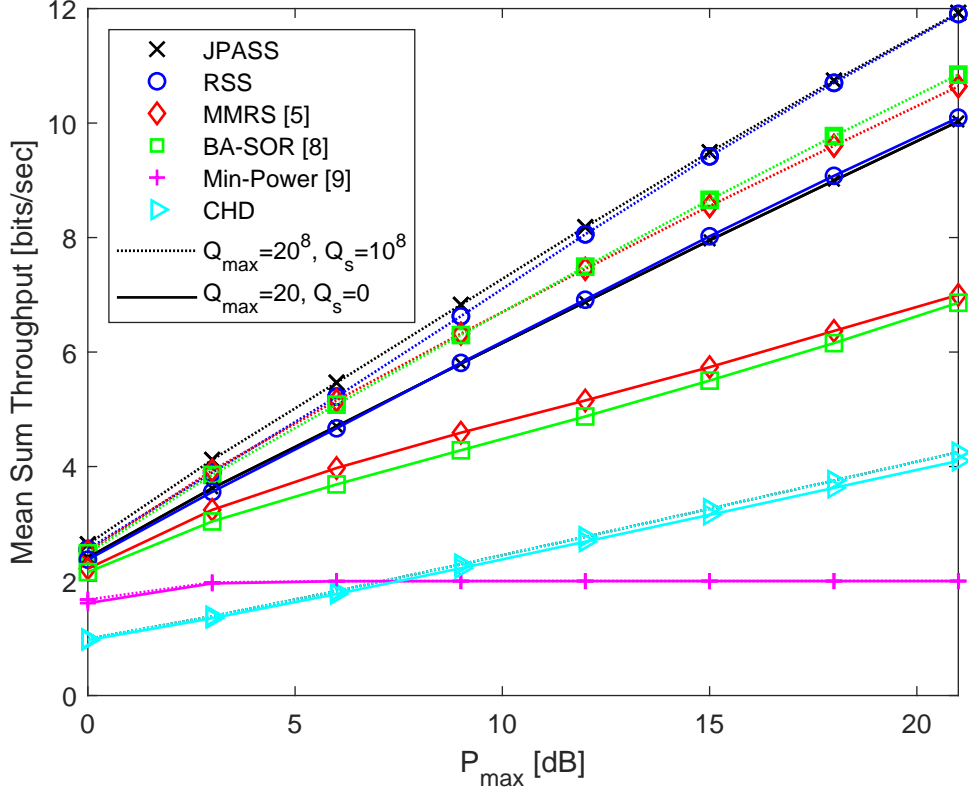


Fig. 2. Average sum-throughput achieved by the proposed schemes where $n = 6$, $R_1 = R_2 = 1$ and $P_s = P_{\max}$.

of feasible links (which satisfy the minimum throughput requirement along with the buffer constraints) also reduces. The proposed schemes, on the contrary, reduce the transmit power of the relay, causing reduced interference and increasing the number of relays in the feasible set. Both these factors contribute towards the gain in sum-throughput. Moreover, it can be noted that all schemes mimicking full duplex relaying give significant increase in sum-throughput compared to CHD.

Fig. 3 shows the average sum-throughput achieved by varying the number of relays. The rate requirement in this case is higher i.e. $R_1 = R_2 = 3$ and $P_s = P_{\max} = 15\text{dB}$. For all the schemes, the sum-throughput increases with the increase in the number of relays n . Again it can be observed, that for the infinite buffer scenario, JPASS yields the highest sum-throughput and the RSS closely follows. MMRS and BA-SOR yield a lower sum-throughput compared to both JPASS and RSS. The sum-throughput achieved by min-power scheme is higher in this case because minimum rate requirement is three times higher compared to Fig. 2. However, similar to

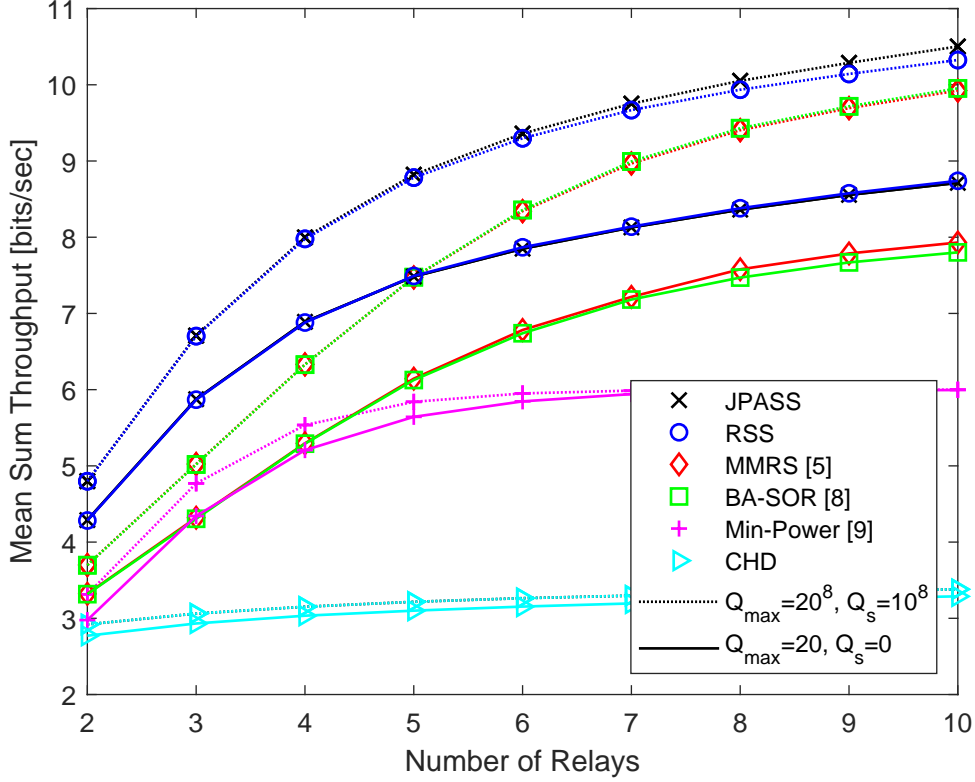


Fig. 3. Average sum-throughput achieved by the proposed schemes where $R_1 = R_2 = 3$ and $P_s = P_{max} = 15\text{dB}$.

Fig. 2, the sum-throughput saturates to a maximum value due to the reason discussed previously. For the finite buffer case, the sum-throughput of all the schemes is lower compared to the infinite buffer case. Even as the number of relays increases, the proposed schemes offer 5-10% gain in sum-throughput.

The end-to-end throughput for a buffer-aided cooperative relaying system is dominated by the weakest hop throughput, therefore another important performance metric is minimum of the average throughput of each hop [7, Eq. (6)]. Fig. 4 plots the minimum of the mean hop-throughput (MMHT) for the proposed schemes. Fig. 4 shows that both JPASS and RSS outperform the existing schemes and have a higher MMHT. It can be observed that the MMHT for the infinite buffer case is lower than that of the finite buffer case. This is because when the relays have large buffers filled with data, the proposed algorithms try to select a higher relay transmit power to increase the R-D transmission rate and eventually to maximize the sum-throughput. This affects the S-R link throughput due to the higher inter-relay interference. As a result, the MMHT is dominated by the low S-R hop-throughput. On the contrary, when the buffer size is small, the

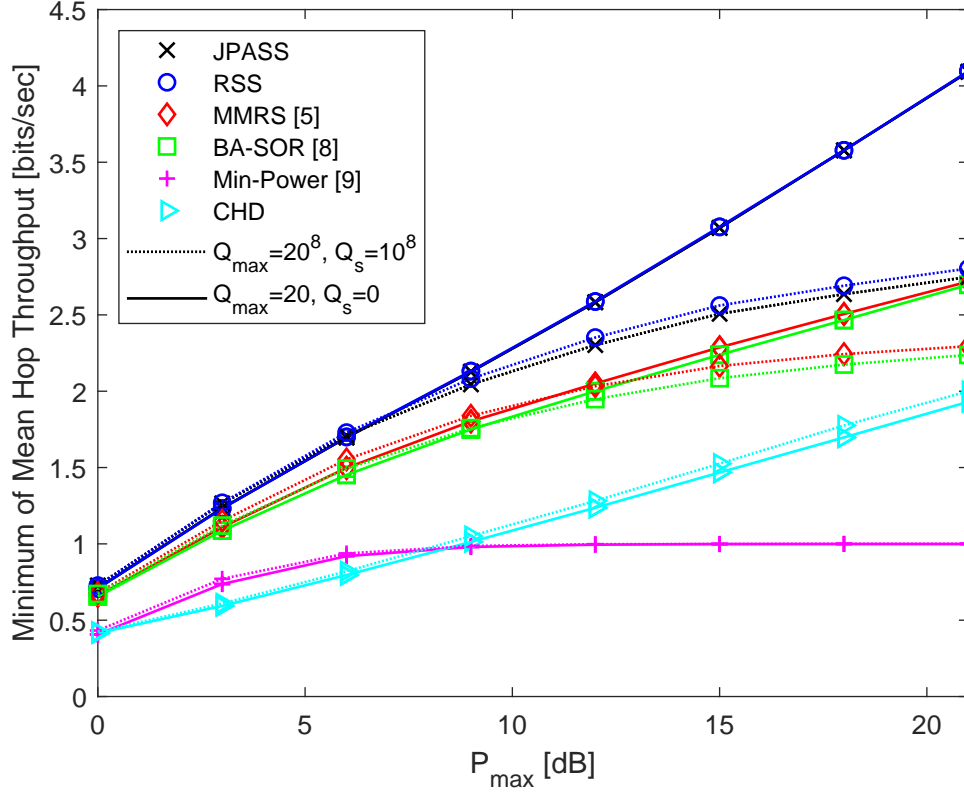


Fig. 4. Minimum of average throughput of the S-R hop and the R-D hop, where $n = 3$, $R_1 = R_2 = 1$ and $P_s = P_{\max}$.

buffer may not have a lot of data stored, which limits the relay power to a lower value (the relay cannot transmit at a rate higher than the data stored in its buffer). As a result, the interference to the S-R link is lowered and the MMHT is not affected the way it got in the prior case.

In order to evaluate the performance of the proposed schemes under imperfect channel state information (CSI), we follow the model in [18], [19], where the exact channel is related to the estimated channel as $h = \hat{h} + \eta$, such that h denotes the perfect channel, \hat{h} denotes the channel estimate and η stands for the estimation error. When the channel is zero mean and an unbiased estimator is designed, the variance of the estimation error, σ_η^2 , is related as $\sigma_h^2 = \sigma_{\hat{h}}^2 + \sigma_\eta^2$ [18], [19]. Fig. 5 shows the performance of the proposed schemes in case of imperfect CSI where the estimation error variance for the S-R channel, R-D channel and the inter-relay channel is assumed to be the same i.e. $\sigma_\eta^2 = 0.1$. It can be observed that there is degradation in the achievable sum-throughput when perfect CSI is not available at the transmitter. Moreover, it can be shown that as σ_η^2 increases, the achievable sum-throughput decreases.

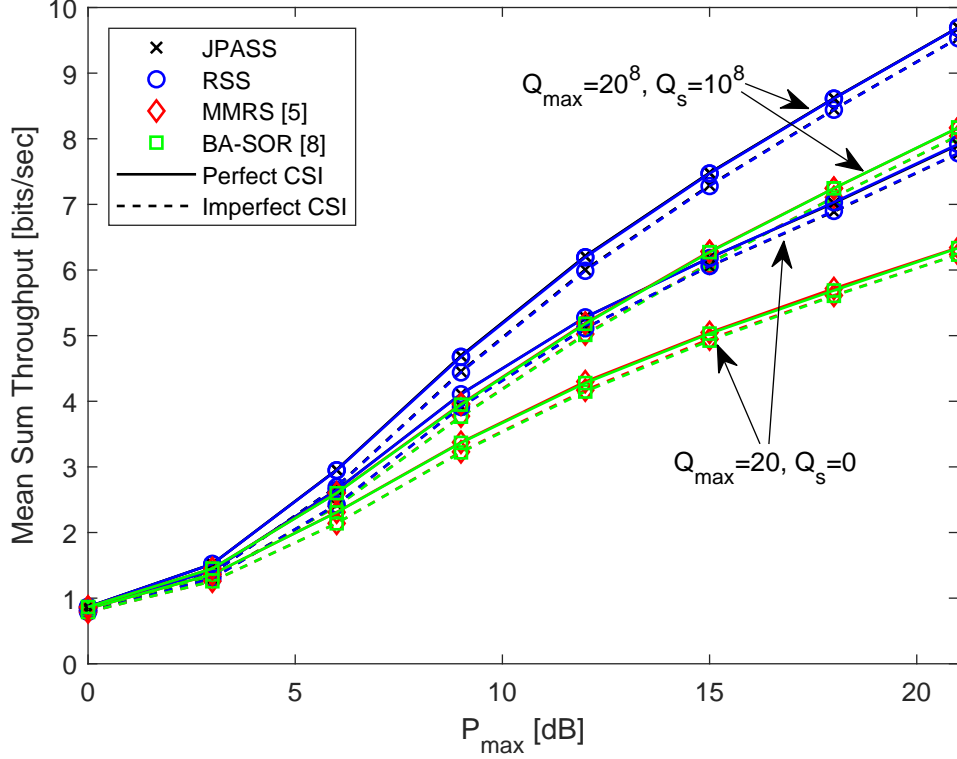


Fig. 5. Average sum-throughput achieved by the proposed schemes under imperfect CSI, where $n = 3$, $\sigma_{\eta}^2 = 0.1$, $R_1 = R_2 = 2$ and $P_s = P_{\max}$.

V. CONCLUSION

In a two-hop buffered relay network, joint relay selection and transmitting-relay's power optimization can significantly enhance the sum-throughput. Two relay selection schemes namely; 1) Joint relay power allocation and selection scheme (JPASS) and 2) Ratio selection scheme (RSS), have been proposed. Numerical simulations show that both the proposed schemes significantly enhance the sum-throughput compared to existing schemes.

REFERENCES

- [1] R. P. et al., "Relay-based deployment concepts for wireless and mobile broadband radio," *IEEE Communications Magazine*, vol. 42, no. 9, pp. 80–89, Sep. 2004.
- [2] J. N. Laneman, D. N. C. Tse, and G. W. Wornell, "Cooperative diversity in wireless networks: Efficient protocols and outage behavior," *IEEE Transactions on Information Theory*, vol. 50, no. 11, pp. 3062–3080, Dec. 2004.
- [3] A. Sendonaris, E. Erkip, and B. Aazhang, "User cooperation diversity-Parts I and II," *IEEE Transactions on Communications*, vol. 51, no. 11, pp. 1927–1948, Nov. 2003.
- [4] F. A. Khan, Y. Chen, and M. Alouini, "Novel receivers for AF relaying with distributed STBC using cascaded and disintegrated channel estimation," *IEEE Transactions on Wireless Communications*, vol. 11, no. 4, pp. 1370–1379, 2012.

- [5] Z. Ding, I. Krikidis, B. Rong, J. S. Thompson, C. Wang, and S. Yang, "On combating the half-duplex constraint in modern cooperative networks: protocols and techniques," *IEEE Wireless Communications Magazine*, vol. 19, no. 6, pp. 20–27, Dec. 2012.
- [6] B. Xia, Y. Fan, J. Thompson, and H. V. Poor, "Buffering in a three-node relay network," *IEEE Transactions on Wireless Communications*, vol. 7, no. 11, pp. 4492–4496, Nov. 2008.
- [7] A. Ikhlef, J. Kim, and R. Schober, "Mimicking full-duplex relaying using half-duplex relays with buffers," *IEEE Transactions on Vehicular Technology*, vol. 61, no. 7, pp. 3025–3037, Sep. 2012.
- [8] N. Zlatanov, A. Ikhlef, T. Islam, and R. Schober, "Buffer-aided cooperative communications: opportunities and challenges," *IEEE Communications Magazine*, vol. 52, no. 4, pp. 146–153, Apr. 2014.
- [9] N. Nomikos, T. Charalambous, I. Krikidis, D. N. Skoutas, D. Vouyioukas, M. Johansson, and C. Skianis, "A survey on buffer-aided relay selection," *IEEE Communications Surveys and Tutorials*, vol. 18, no. 2, pp. 1073–1097, Second Qtr. 2016.
- [10] N. Nomikos, D. Vouyioukas, T. Charalambous, I. Krikidis, P. Makris, D. N. Skoutas, M. Johansson, and C. Skianis, "Joint relay-pair selection for buffer-aided successive opportunistic relaying," *Transactions on Emerging Telecommunications Technologies*, vol. 25, no. 8, pp. 823–834, Sep. 2012, doi:10.1002/ett.2718.
- [11] N. Nomikos, T. Charalambous, I. Krikidis, D. N. Skoutas, D. Vouyioukas, and M. Johansson, "A buffer-aided successive opportunistic relay selection scheme with power adaptation and inter-relay interference cancellation for cooperative diversity systems," *IEEE Transactions on Communications*, vol. 63, no. 5, pp. 1623–1634, May 2015.
- [12] R. Simoni, V. Jamali, N. Zlatanov, R. Schober, L. Pierucci, and R. Fantacci, "Buffer-aided diamond relay network with block fading and inter-relay interference," *IEEE Transactions on Wireless Communications*, vol. 15, no. 11, pp. 7357–7372, May 2016.
- [13] T. Charalambous, S. M. Kim, N. Nomikos, M. Bengtsson, and M. Johansson, "Relay-pair selection in buffer-aided successive opportunistic relaying using a multi-antenna source," *Ad Hoc Networks*, vol. 84, pp. 29 – 41, Mar. 2019.
- [14] S. M. Kim and M. Bengtsson, "Virtual full-duplex buffer-aided relaying in the presence of inter-relay interference," *IEEE Transactions on Wireless Communications*, vol. 15, no. 04, pp. 2966–2980, Apr. 2016.
- [15] F. Khan, Y. Chen, and M. Alouini, "Novel coherent receivers for AF distributed STBC using disintegrated channel estimation," in *IEEE Vehicular Technology Conference 2011 (VTC 2011 Spring), Budapest, Hungary*, May 15-May 18 2011, pp. 1 – 5.
- [16] A. Abuzaid, Q. Z. Ahmed, and M. Alouini, "Threshold-based detection for amplify-and-forward cooperative communication systems with channel estimation error," in *2014 IEEE 80th Vehicular Technology Conference (VTC2014-Fall)*, 2014, pp. 1–5.
- [17] S. Boyd and L. Vandenberghe, *Convex Optimization*. Cambridge University Press, 2004.
- [18] O. Amin, S. S. Ikki, and M. Uysal, "On the performance analysis of multirelay cooperative diversity systems with channel estimation errors," *IEEE Transactions on Vehicular Technology*, vol. 60, no. 5, pp. 2050–2059, Jun. 2011.
- [19] M. Seyfi, S. Muhaidat, and J. Liang, "Amplify-and-forward selection cooperation over Rayleigh fading channels with imperfect CSI," *IEEE Transactions on Wireless Communications*, vol. 11, no. 1, pp. 199–209, Jan. 2012.