

Universal profiles for radio searches of dark matter in dwarf galaxies

Martin Vollmann*

*Physik Department T31,
James-Franck-Straße 1, Technische Universität München,
D-85748 Garching, Germany*

The phenomenology of diffuse radio emission from Dark Matter annihilation or decay in dwarf spheroidal galaxies is examined. We introduce (in the context of cosmic-ray physics) a novel strategy for the computation of the relevant synchrotron signals. In particular, we identify various regimes where, in analogy to prompt gamma rays, the diffuse radio signal from dark matter annihilation/decay can be expressed as the multiplication of a halo times a spectral function. These functions are computed here for the first time for a number of benchmark cases. Furthermore, we find parameter regions in which the emissivity can be well approximated by a universal function $\sim \sin(\pi r/r_h)/r$, where r is the galacto-centric distance and r_h the diffusion-zone radius of the galaxy. Our theoretical setup differs from previous work in that, instead of employing a method-of-images strategy, we consider a Fourier-mode expansion of the relevant Green's functions. With this strategy, exact results can be obtained with very low computational cost and for generic dark matter models. In particular, $\mathcal{O}(10 - 100)$ Fourier modes can be easily incorporated into the computations in order to probe the smallest scales of the problem. We also propose a new strategy to search for dark matter using radio observations of dwarf galaxies that is (1) easy to implement and (2) free of the otherwise large degeneracies in the description of synchrotron signals from dark matter. Finally, we correct a mistake in a widely used Green's function formula in this context. We show that the original expression leads to systematically incorrect – and in some cases divergent – results in the regime where the characteristic time-scale for diffusion is smaller than that for energy losses.

I. INTRODUCTION

The identification of the nature of the dark matter is one of the most fundamental goals in the current scientific context. In particular, the study of possible non-gravitational interactions of dark matter has become a very active field in the last several decades. Within the Λ CDM framework it is possible to explain the observed DM abundance in several ways. However, the most investigated paradigm to this date is undoubtedly that where the DM is made of what is known as weakly-interacting massive particles (WIMPs) [2]. These hypothetical particles are such that their number density freezes out when the expansion rate of the Universe becomes larger than their annihilation rate. Intense efforts in searching for these particles in the present is motivated by a very favorable experimental situation. Indeed, current and next-generation experiments have reached and will reach high enough sensitivities to (directly or indirectly) detect several benchmark WIMP realizations. For a review on the current situation and future prospects, we refer to e. g. [3–8]. In particular, dedicated observations of dwarf spheroidal satellite galaxies (dSph) of the Milky Way (MW) using gamma rays by Fermi-LAT [9, 10] yield the strongest bounds on the annihilation cross sections for a few to hundred GeV scale WIMP models. The interest in these satellite galaxies is motivated by their prevalent DM content and hence low background.

Nevertheless, as the presently running experiments have only been able to exclude several benchmark scenarios for the WIMP, complementary approaches are necessary. One natural possibility is, of course, paying closer attention to alternative (non-WIMP) hypotheses (axions, sterile neutrinos, self-interacting DM, etc.) which is reflected in the increase on theoretical and experimental work on WIMP alternatives in recent years. The second strategy, which we pursue in this article, is digging further into unexplored avenues in the search for WIMPs. In particular, the main purpose of this paper is to provide a novel picture on how theoretical predictions of radio fluxes from dark matter annihilation in dwarf galaxies are performed, with the goal of searching for such signals using existing and future radioastronomical observations. Moreover, our results can be trivially extended to non-WIMP scenarios where the DM can be arbitrarily heavy but unstable. In this case, it is the decay of the DM particles in the dSphs (rather than their annihilation) the process of interest.

* martin.vollmann@tum.de

The radio signals in which we are interested are generated by the motion of very energetic electrons and positrons that were produced by the annihilation/decay of DM particles in the presence of magnetic fields. Due to our ignorance about the magnetic field and its turbulence in dwarf galaxies, the theoretical description for these *synchrotron radiation* signals can be uncertain by several orders of magnitude. This is in strong contrast with the relevant phenomenology for e. g. the prompt-emission searches in gamma-ray frequencies –the golden channel for indirect detection of DM– where the uncertain magnetic fields do not play any role.

Early work [11–15] (also own work [16, 17]) focused on setting up the theoretical grounds for putting bounds on neutralino DM models using the Galactic Center as target, without conducting any tailored experiments but rather comparing with existing data. Similarly, in [18, 19] the synchrotron emission by DM annihilations in the Draco dwarf was modelled for the first time and compared to Very Large Array (VLA) data that was available at the time. Fortunately, this situation has been changing in recent years. Namely, in [20–30] observational efforts have been undertaken to search for DM annihilation signatures in dSphs. The upcoming Square Kilometre Array consortium includes the search for these synchrotron signals among their scientific interests [31] and several forecasts of its capabilities have been carried out, e. g. [32–35]. As further motivation, the lack of positive signals of DM by the more “conventional” searching strategies demands an intensification of the efforts to look for it by means of already available infrastructures, such as the several existing radio telescopes. Moreover, the DM search program using radio observations offers valuable information on the nature of the DM which is complementary to what we have already learned about it by considering other messengers such as gamma rays, cosmic-ray antiparticles, neutrinos, etc.

In this work we aim at improving the methodology that are relevant for predicting synchrotron signals from DM annihilation/decay in the satellite dSphs. Our attention is put on the theoretical modelling of the relevant cosmic-ray transport in these galaxies. In particular, we identify three distinctive regimes (A, B and C) which are defined in terms of the two characteristic time scales in the problem: diffusion and energy-loss time scales. Approximate (effective) descriptions that are appropriate in each regime are introduced and put under scrutiny. A common property shared by these approximations is the fact that the emissivity from DM annihilation or decay in these approximations can be expressed as the product of a halo times a spectral function.

We provide these functions for generic DM particle models and density profiles and discuss the transition between the characteristic regimes of the problem. Our computations are done in such a way that the interested reader/user will be able to (1) obtain the theory input that is relevant for their analyses in a computationally efficient way and (2) gain a deeper intuition on all the physical aspects of the signal. Furthermore, due to the large degeneracies that we are able to identify in the problem, we propose a novel DM-search strategy that minimizes all associated redundancies in e. g. model-parameter scans. In particular, in Ref. [29] some of these methods were used in putting constraints on the DM annihilation cross section using observations of the Canes Venatici I dwarf spheroidal (dSph) galaxy. Our methods are transferable to modelling the inverse Compton scattering X-ray (soft gamma-ray) signal in dSphs with direct impact on indirect detection of WIMPs, decaying DM and even primordial black holes (see e. g. [36]). In return for the comprehensive attention we paid on all details, we also partly correct results that have been employed in previous works. Namely, we detected a mistake in the formula for the Green’s function adopted in Refs. [19–21, 25, 27, 32–49] in order to solve the relevant transport equation for cosmic-ray electrons.

The article is organized as follows. In section II we discuss the basic theory of synchrotron radiation and the cosmic-ray transport model that we adopt. We then move on introducing the Green’s-function solution for the cosmic-ray electron density and the three approximations that we are able to implement in the three propagation-parameter regimes A, B and C which we also introduce. In section III we show our simplified formulas for the emissivity and the definitions of our regime-dependent halo and spectral factors. This is followed by section IV where we first describe the most characteristic features of the halo functions and then discuss our numerical strategies in computing the spectral functions for generic DM models. The section is concluded a series of tests that we conducted in order to demonstrate the validity and usefulness of our approximations and further discussions on physics of the results shown there. In section V we explain with an example the proposed strategy to search for DM using radio observations of dwarf galaxies. We then conclude. Supplementary material such as the analytic formulas for the brightness halo functions and some definitions can be gleaned from appendix A. Appendix B contains the spectra for a selection of DM models and in C we make a consistency check by comparing our results with those that are obtained by employing the method of images. We also assess there the numerical impact the mistake made in previous works on that formula for the Green’s function. Finally, we make the derivation of (D1) in D. This is the equation that we use in order to estimate the bounds that can be set on e. g. the annihilation rate of WIMP DM by a given radio observation of dwarf galaxies.

II. SYNCHROTRON SIGNALS FROM DWARF GALAXIES

The theory of synchrotron radiation in the context of astrophysics is firmly established and we refer non-expert readers that are interested in the details to textbooks on this matter (e. g. [50–52] and [53] in the context of DM). For our purposes we assume that the magnitude of the large-scale magnetic field is constant and randomly oriented all over the diffusion zone of the galaxy. In this case, the synchrotron brightness I_ν is given by

$$I_\nu = \int_0^\infty \frac{dz}{z} \mathcal{F}(z) I_{\frac{\nu}{z}}^{\text{mn}}, \quad (1)$$

where[54]

$$\mathcal{F}(z) = z^2 \left(K_{\frac{4}{3}}(z) K_{\frac{1}{3}}(z) - \frac{3}{5} \left[K_{\frac{4}{3}}^2(z) - K_{\frac{1}{3}}^2(z) \right] \right) \quad (2)$$

$$I_\nu^{\text{mn}} = \int_{\text{l.o.s.}} dl j_\nu^{\text{mn}}(\mathbf{r}(l)), \quad (3)$$

“l. o. s.” stands for *line of sight*, $K_{4/3}(z)$ and $K_{1/3}(z)$ are modified Bessel functions of the second kind (also Macdonald functions) and $j_\nu^{\text{mn}}(\mathbf{r})$ is the “monochromatic” synchrotron emissivity. This is given by

$$j_\nu^{\text{mn}}(\mathbf{r}) = \frac{\sqrt{3}e^3 B}{m_e} E(\nu) \left[\frac{1}{4\pi} n_{e^-}(\mathbf{r}, E(\nu)) + \frac{1}{4\pi} n_{e^+}(\mathbf{r}, E(\nu)) \right], \quad (4)$$

where n_{e^-} (n_{e^+}) is the number of electrons (positrons) per unit energy and volume. In the language of the monochromatic approximation, $E(\nu) = \sqrt{2\pi m_e^3 \nu / (3eB)}$ is the required energy for a synchrotron emitter (electron or positron) to radiate at frequency ν . This picture is of course very useful for gaining insights into the problem but it can be misleading. In the most rigorous sense the so-called “monochromatic approximation” is not an approximation per se. More specifically, the synchrotron-power spectrum can not be deformed into Dirac deltas by taking any limits on the relevant parameters. In spite of this, the monochromatic “approximation” is routinely used in the literature in order to obtain quick order-of-magnitude estimates.

Regarding unit conventions, we use $c = k_B = 1$ so that the brightness temperature T_B and the brightness I_ν are related by $I_\nu = 2\nu^2 T_B$. The flux density, on the other hand, reads

$$S_\nu = \int d\Omega \cos\theta I_\nu \simeq \cos\theta_0 \int d\Omega \int dl j_\nu \simeq \frac{\cos\theta_0}{R^2} \int dV j_\nu, \quad (5)$$

where R is the distance to the object and $j_\nu = \int \frac{dz}{z} \mathcal{F}(z) j_{\nu/z}^{\text{mn}}$. The angle θ_0 is the angle with respect to the zenith of the surface that is being radiated upon. We will assume henceforth that $\theta_0 = 0$ and that the volume integral (5) is performed all over the diffusion zone of the galaxy.

Having established our conventions we can now turn our attention to the determination of the cosmic-ray electron number density. This is the central ingredient in the computation of the emissivity (4) and a very challenging task. It requires (1) the modelling of the rather uncertain *transport* of cosmic-ray electrons and positrons (henceforth CREs) in the dSphs, (2) a *mass model* for the galaxy and (3) understanding the injection of electrons per *annihilation/decay* within a given WIMP model. In this work we focus on point (1) while we refer to the vast existing literature on points (2) and (3).

In short, concerning point (2) the distribution of DM in dSphs can be inferred from the stellar-kinematics data that is available for each galaxy. Specifically, given a parametrization for the DM density $\rho(r)$ in the dSph, e. g. Einasto[55], (generalized) [56–58] Navarro-Frenk-White (NFW) [59], Burkert[60], etc.¹ a Jeans-based likelihood method is adopted in order to fit the relevant free parameters of the aforementioned parametrizations. In particular, in the Fermi-LAT search for DM using dSphs [9], the results from [61] were used. However, recent work in this direction is rather extensive. See e. g. [62–66] and references therein.

Regarding point (3), it is standard practice to parametrize the production by DM annihilation or decay of stable particles such as electrons, protons, gamma rays, etc., in terms of a set of the model-specific branching ratios into two-body standard-model (SM) states: $b\bar{b}$, W^+W^- , $\tau^+\tau^-$, etc. and their associated stable-particle yields. The latter can be obtained by dedicated Monte-Carlo event generators such as PYTHIA[67], HERWIG[68] or directly connected

¹ These parametrizations are motivated by cosmological (Λ -Cold-DM) N-body simulations.

with indirect detection of DM: DarkSUSY[69], MicrOMEGAs[70], PPPC[71]. This approach is very practical and has a rather broad applicability on generic models of particle DM.

We now direct all our attention to the modelling of the propagation of the CREs in the dSph. In virtue of the large uncertainties present in the problem, a simplified picture in describing the CRE transport becomes appropriate. Inspired by the well-tested diffusion-loss transport model for the CREs in our MW Galaxy[72], a CRE propagation model that is adapted to the approximate spherical symmetry of the dwarf galaxies has been considered in [19–21, 25, 27, 29, 32–35, 37–49, 73]. In this approach the use of semi-analytical methods is possible and we will explore these in the remaining sections of the paper.

A. Transport model

We may now focus on the CRE transport. This is described in the most general case (regimes A, B and C) by the diffusion-loss equation

$$D(E)\frac{1}{r}\frac{\partial^2}{\partial r^2}(r n_e) + \frac{\partial}{\partial E}[b(E)n_e] + s(r, E) = 0 \quad , \quad n_e(r_h, E) = 0 \quad , \quad (6)$$

where $n_e(r, E)$ is the CRE density and $D(E)$, $b(E)$, $s(r, E)$ the diffusion, energy-loss and particle-injection coefficients respectively. We thus assume *stationarity*, *spherical symmetry* and *isotropic momentum distribution*: all terms in the equation can only depend on the galactocentric distance, r , and the energy, E , of the CREs. See [74] for a discussion on reacceleration effects in clusters of galaxies and why these are irrelevant in dSphs. The validity of the stationarity is further discussed below in IID. A stronger assumption is the fact that the energy-losses and diffusion coefficients do *not* depend on the galactocentric distance r . This assumption which is also adopted in conventional CR transport models in the MW [72], is closely related to the constancy of the large-scale magnetic field within the diffusive volume of the galaxy. As we discussed above, this condition is also necessary for the validity of (1). The somewhat more general case where diffusion, energy-loss coefficients and magnetic fields can be made space dependent (within the spherical-symmetry assumption) is considered in [23, 24, 26] and discussed in the appendix A of [23]. A numerical approach: the Crank-Nicholson algorithm², is necessary in that case.

In analogy with the CRE propagation modelling in the MW, the boundary condition $n_e(r_h, E) = 0$ introduces a length-scale parameter in the problem: the diffusion radius of the halo r_h . This length scale is physically understood as the radius above which the CRE can freely stream. Thus, the model is parametrized by four parameters: B , D_0 , δ and r_h which will be defined below.

B. Injection

For annihilating DM, the rate per unit energy $s(r, E)$, at which CR electrons *or* positrons with energy E are produced at a given point with a galactocentric distance r , is given by

$$s(r, E) = \frac{1}{2m_{\text{DM}}^2}\rho^2(r)\frac{d\langle\sigma v\rangle}{dE}\Bigg|_{\chi\chi\rightarrow e^-+X} \quad , \quad (7)$$

where we implicitly assumed that the DM particle is its own antiparticle. Otherwise, the formula has to be divided by an additional factor of 2. In this formula, m_{DM} is of course the mass of the WIMPs, $\rho(r)$ the DM-density function of the dSph. The last term is the velocity-averaged differential *annihilation rate* for semi-exclusive annihilation of the DM pair into electrons with energy E and all possible X “sister” particles.

In the case of decaying DM, the formula reads

$$s(r, E) = \frac{1}{m_{\text{DM}}}\rho(r)\frac{d\Gamma}{dE}\Bigg|_{\chi\rightarrow e^-+X} \quad , \quad (8)$$

where Γ is the (velocity-averaged) semi-exclusive decay rate of the DM into electrons and the rest of the terms (m_{DM} , $\rho(r)$, E etc.) are analogous to the former case.

² This method has been implemented in widespread Galactic CR propagation codes GALPROP [75] and DRAGON [76, 77].

For future purposes, let us define spatial and spectral injection functions ($\mathcal{R}(r)$ and $\mathcal{S}(E)$ respectively) such that³ $s(r, E) = \mathcal{Q} \mathcal{R}(r) \mathcal{S}(E)$. Concretely, $\mathcal{R}(r) = \rho^2(r)$ ($\rho(r)$) and $\mathcal{Q} = \langle \sigma v \rangle / (2m_{\text{DM}}^2)$ (Γ/m_{DM}) for annihilating (decaying) DM. As already discussed, there are several benchmark models for $\rho(r)$ (and thus $\mathcal{R}(r)$) that are motivated by cosmological Λ CDM N-body simulations. Since our focus here is the CRE transport, we will consider the following two extreme-case simplified halo-mass distributions:

1. Point mass (Dirac-delta) profile

For annihilating DM this is defined by

$$\mathcal{R}_{\text{pm}}(r) = \frac{K_{\text{pm}}}{4\pi r^2} \delta(r), \quad (9)$$

where the relationship between the normalization constant K_{pm} and the “J-factor”⁴ of the galaxy is evident: $J_{\text{pm}} = K_{\text{pm}}/R^2$. This ansatz describes the case of an infinitely-concentrated DM halo. For decaying DM, the definition is analogous: K_{pm} is substituted by M_h , the total mass of the halo.

2. Constant-density profile

In this case the DM density function is defined as

$$\rho_{\text{co}}(r) = \rho_h, \quad r < r_h, \quad (10)$$

for both annihilating and decaying DM. Thus, $\mathcal{R}_{\text{co}}^{\text{ann.}} = \rho_h^2$ and $\mathcal{R}_{\text{co}}^{\text{dec.}} = \rho_h$. This model of course encompasses all *cored profiles* such that their core radii satisfy $r_{\text{core}} > r_h$. In the next sections it will become clearer why, besides being enormously simplifying, these extreme choices for $\rho(r)$ capture the main phenomenologically interesting aspects of performing halo variations on the synchrotron signal. Certainly, the more realistic and thus phenomenological interesting halo parametrizations (see first column of table I) will be considered in detail.

3. CRE yields from the annihilation/decay

Concerning the microphysics part of (7), we adopt the standard parametrization (e. g. [69]) which, for annihilating DM, reads:

$$\mathcal{S}(E) = \frac{1}{\langle \sigma v \rangle} \left. \frac{d\langle \sigma v \rangle}{dE} \right|_{\chi\chi \rightarrow e^- + X} = \frac{1}{\langle \sigma v \rangle} \sum_{ab} \langle \sigma v \rangle_{\chi\chi \rightarrow ab} \frac{dN_{ab}}{dE} = \sum_{ab} \text{BR}_{ab} \frac{dN_{ab}}{dE}, \quad (11)$$

BR stands for branching ratio, $ab = \{e^+e^-, \mu^+\mu^-, \tau^+\tau^-, \dots\}$ and $\langle \sigma v \rangle$ is the total annihilation rate. As mentioned above, the electron yields dN_{ab}/dE are typically obtained by Monte-Carlo methods. In this framework, the initial center of mass energy of the annihilation or the mass of the decaying DM particle captures all the information about the initial state on which these electron yields can depend. Therefore, all electron yields from annihilation of DM particles of a given mass m_0 correspond to electron yields of decaying DM with a mass of $2m_0$. Simpler expressions certainly exist if e. g. the leading-process (tree-level) approximation is adopted. For instance, $\frac{dN_{e^-e^+}^{\text{tree}}}{dE} = \delta(E - E')$ where $E' = m_{\text{DM}}$ for DM annihilation in the $m_{\text{DM}} \gg m_e$ limit.

As we will argue below, the structure of our transport equation (6) is such that, once their solutions for the particular case of Born-level e^+e^- electron injection are known *for arbitrary* DM mass, then the general solution for any particle-DM model can be trivially obtained. We may thus focus on the monochromatic electron injection $\frac{dN_{e^-e^+}^{\text{tree}}}{dE}$ without losing generality.

³ For WIMPs, the factorization of $s(r, E)$ as the product of a function that only depends on r and another function that only depends on E assumes the standard s -wave (or pure p -wave) annihilation.

⁴ $J = \iint d\Omega dl \rho^2$

C. Diffusion

In analogy with the Milky Way, we model the energy dependence of the diffusion coefficient $D(E)$ as a power-law distribution: $D(E) = D_0(E/E_0)^\delta$, where E_0 is arbitrary and, as is customary, we adopt $E_0 = 1$ GeV. The remaining parameters δ and D_0 are assumed to be constant and independent from each other⁵. This parametrization is consistent with several benchmark models of magnetohydrodynamic (MHD) turbulence. Specifically, $\delta = 1/3, 1/2$ for Kolmogorov[79] and Kraichnan [80] turbulence respectively.

In order to get a feeling about the possible values the normalization parameter D_0 can assume, we can consider two bounds. On the small D_0 end, we have the Bohm limit which is such that $\delta = 1$ and $D(E) = r_L/3 = E/(3eB) \simeq 3 \times 10^{22} \text{ cm}^2/\text{s} \times (E/\text{GeV})(B/\mu\text{G})^{-1}$. On the opposite (free-streaming) limit, $\delta = 0$ and $D = \lambda_{\text{mean}}/3 \simeq 3 \times 10^{31} \text{ cm}^2/\text{s} \times (\lambda_{\text{mean}}/\text{kpc})$ where λ_{mean} is the mean free path of the electron which is formally infinity in the free-streaming limit. In the MW, however, recent analyses (e. g. [81–85]) using several CR species prefer values of $\sim \mathcal{O}(10^{28} \text{ cm}^2/\text{s})$ for D_0 and $\delta = 0.3 - 0.7$, which we adopt in section IV as reference.

Finally, the diffusive transport picture in the dSph is only complete once the diffusion-radius parameter r_h and the large-scale magnetic field B are provided. The former plays an analogue role as the thickness and radius parameters in the standard cylindrical picture of the MW. By construction, r_h has to be of the order of the measurable half-light radii $r_\star (\sim 0.1 - 1 \text{ kpc})$ of these galaxies. The introduction of r_h enables us to define a typical time scale of diffusion $\tau_{\text{diff.}} = r_h^2/D(E)$, which in the most extreme scenarios can in principle assume values that are as short as 10^4 yr and as long as $\sim 10^3$ Gyr for r_h of $\mathcal{O}(\text{kpc})$. In fact, it will prove rather useful for the discussion of our results to introduce the parameter $\tau_0 = r_h^2/D_0$. Concretely, rather than considering independent variations of the D_0 and r_h parameters, we will vary τ_0 and r_h simultaneously.

The large-scale magnetic field parameter B in the dSphs, on the other hand, is even more uncertain. It could –at least in principle– be suppressed by several orders of magnitude with respect to the $\mathcal{O}(1 - 10 \mu\text{G})$ magnetic-field strengths that were typical when there was star formation in those galaxies. However, estimates of the typical Ohmic dissipation time scales for this type of frozen-in field configurations⁶ $\tau_\Omega \simeq r_h^2/\beta = 0.3 \text{ Gyr} (r_h/\text{kpc})^2 (\beta/(10^{26} \text{ cm}^2/\text{s}))^{-1}$ [86], suggest that the $\mathcal{O}(\text{few } \mu\text{G})$ magnetic-field strengths that were present in these type of galaxies during their star-forming epochs, continue to exist for time periods that are comparable with the current age of a typical dSph. A similar argument and a much longer discussion on the magnetic properties of present-day dSphs is given in [23].

D. Energy losses

The processes for energy loss are synchrotron radiation itself and inverse Compton scattering (ICS) off the CMB photons. Interactions with thermal electrons and other matter components are suppressed by the small [23] ($\mathcal{O}(10^{-6} \text{ cm}^{-3})$) number densities in the dwarf galaxies. The contribution from these processes to the energy-loss parameter are given by[51]

$$b_{\text{synch}}(E) = \frac{4e^4 B^2 E^2}{9m_e^4} \quad (12)$$

$$\simeq 2.5291 \times 10^{-18} \text{ GeV/s} \left(\frac{B}{1 \mu\text{G}} \right)^2 \left(\frac{E}{1 \text{ GeV}} \right)^2 \quad (13)$$

$$b_{\text{ICS}}(E) = \frac{b_{\text{sync}}(E)}{u_{\text{mag}}} u_{\text{rad}}, \quad u_{\text{mag}} = \frac{B^2}{8\pi}, \quad (14)$$

where for the radiation field we assume that only CMB photons contribute: $u_{\text{rad}} = 4\sigma_S T_{\text{CMB}}^4 = 0.25 \text{ eV/cm}^3$. Thus,

$$b(E) = b_{\text{ICS}}(E) + b_{\text{sync}}(E) = \frac{32\pi e^4 E^2}{9m_e^4} (u_{\text{rad}} + u_{\text{mag}}) \quad (15)$$

$$\simeq 2.546 \times 10^{-17} \text{ GeV/s} \left[1 + \left(\frac{B}{3.173 \mu\text{G}} \right)^2 \right] \left(\frac{E}{1 \text{ GeV}} \right)^2. \quad (16)$$

Note that for energies $E \lesssim \mathcal{O}(0.1 \text{ GeV})$, the typical energy-loss time scale $\tau_{\text{loss}} \sim E/b(E) \sim 12.4 \text{ Gyr} (E/\text{GeV})^{-1}$ is comparable with (larger than) the age of the galaxy. Therefore, the validity of the stationarity condition (in regimes

⁵ Keep in mind, however, that within a given MHD turbulence model (fixed δ) the normalization parameter D_0 can be determined once the “smooth” component (large-scale) magnetic field B and its correlation length L_c are known (see e. g. [78]). This is of course beyond the scope of this article and the reason why we treat D_0 , B and δ independently.

⁶ The magnetic diffusivity is assumed to be purely turbulent: $\beta \simeq \frac{1}{3} L_c v \simeq 10^{26} \text{ cm}^2/\text{s} \times (L_c/100\text{pc})(v_c/10 \text{ km/s})$, where v_c is the characteristic velocity of turbulent motions.

A and B) would then not be valid for such sub-GeV electron energies. In particular, the effects of e. g. the galaxy halo formation history could play a role in the prediction of synchrotron fluxes for DM masses below $\mathcal{O}(100 \text{ MeV})$. On the other hand, the ICS formula is valid in the Thomson regime: $2E_{\text{CMB}}E \ll m_e^2$ which translates into a validity of (14) up to energies $E \lesssim \mathcal{O}(100 \text{ TeV})$. Since accounting the aforementioned effects goes beyond the goal of this paper we focus on the $1 \text{ GeV} \lesssim m_{\text{DM}} \lesssim 100 \text{ TeV}$ range.

E. Green's function solution

Next, we discuss the semi-analytical solution for eq. (6). This is obtained by means of the Green's function method. Specifically, by introducing the Syrovatskii variable [1] λ^2 , which we define as

$$\lambda^2(E) = \int_E^\infty dE' \frac{D(E')}{b(E')}, \quad (17)$$

and some field redefinitions, it is possible to prove that eq. (6) acquires the form of a *one-dimensional* heat equation. The variable λ has length units and by using our expressions for $D(E)$ and $b(E)$, it is straightforward to arrive at the following formula:

$$\begin{aligned} \lambda^2(E) &= \frac{9m_e^4 D_0 E_0^{-\delta}}{32\pi e^4 u_{\text{EM}}} \int_E^\infty dE' E'^{-(2-\delta)} = \frac{9m_e^4 D_0}{32\pi e^4 u_{\text{EM}} (1-\delta) E_0} \left(\frac{E_0}{E}\right)^{1-\delta} \\ &\simeq (6.42 \text{ kpc})^2 \left(\frac{D_0}{10^{28} \text{ cm}^2/\text{s}}\right) \frac{1}{1-\delta} \frac{1}{1 + \left(\frac{B}{3.135 \mu\text{G}}\right)^2} \left(\frac{1 \text{ GeV}}{E}\right)^{1-\delta}. \end{aligned} \quad (18)$$

Nevertheless, it will prove useful to introduce the dimensionless variable $\eta(E) \equiv \pi^2 \lambda^2(E)/r_h^2$:

$$\eta(E) \simeq (3.52)^2 \left(\frac{\tau_0}{1 \text{ Gyr}}\right)^{-1} \frac{1}{1-\delta} \frac{1}{1 + \left(\frac{B}{3.135 \mu\text{G}}\right)^2} \left(\frac{1 \text{ GeV}}{E}\right)^{1-\delta}, \quad (19)$$

where the parameter $\tau_0 = r_h^2/D_0$ was introduced above. In particular, $\lambda \propto E^{-1/3}$ ($E^{-1/4}$) in the Kolmogorov (Kraichnan) case, which shows that for our problem, the Syrovatskii variable $\lambda(E)$ is largely insensitive to large changes in E . However, we will see that even small changes in the Syrovatskii variable get amplified by the strong (exponential) λ -dependence of the solutions for (6). Namely,

$$n_e(r, E) = \frac{1}{b(E)} \int dE' \int dr' \frac{r'}{r} G_{r_h}^{\text{1D}}(\Delta\lambda^2, r, r') s(r', E'), \quad (20)$$

where the one-dimensional Green's function $G_{r_h}^{\text{1D}}$ satisfying the boundary conditions of the problem can be obtained by either the method of images:

$$G_{r_h}^{\text{1D}}(\Delta\lambda^2, r, r') = \sum_{m=-\infty}^{\infty} \frac{\Theta(\Delta\lambda^2)}{\sqrt{4\pi\Delta\lambda^2}} \left(e^{-\frac{(r-r'-2mr_h)^2}{4\Delta\lambda^2}} - e^{-\frac{(r+r'-2mr_h)^2}{4\Delta\lambda^2}} \right), \quad (21)$$

or by employing Fourier methods:

$$\begin{aligned} G_{r_h}^{\text{1D}}(\Delta\lambda^2, r, r') &= \frac{2\Theta(\Delta\lambda^2)}{r_h} \sum_{n=1}^{\infty} \sin\left(\frac{n\pi r'}{r_h}\right) \sin\left(\frac{n\pi r}{r_h}\right) e^{-\frac{n^2\pi^2\Delta\lambda^2}{r_h^2}} \\ &= \frac{2\Theta(\Delta\eta)}{r_h} \sum_{n=1}^{\infty} \sin\left(\frac{n\pi r'}{r_h}\right) \sin\left(\frac{n\pi r}{r_h}\right) e^{-n^2\Delta\eta}. \end{aligned} \quad (22)$$

In both formulas $\Delta\lambda^2 = \lambda^2(E) - \lambda^2(E')$, $\Delta\eta = \eta(E) - \eta(E')$, and Θ is the Heaviside function. In a highly non trivial way, it is possible to prove that (22) and (21) are different representations of the exactly same function. The latter formula has not been yet considered in the context of CRE transport in dSphs. Instead, a solution –henceforth the *old MoI* formula– has been systematically employed in the literature. This has the same structure of (20) with the method-of-images representation of the Green's function (21), but its m -th term differs from ours by a factor $(-1)^m \frac{r}{r-2mr_h}$ (see (C1)).

The origin of this formula can be traced back to the appendix A of Ref. [37]. There, the authors attempt to construct the Green's function for the much more general problem of the $3D$ heat equation with a the boundary condition at $r = r_h$ by means of the method of images. Nevertheless, it is possible to verify by inspection, that although the *old MoI* solution does indeed satisfy the boundary condition, it does not solve the transport equation (6).

F. Time-scales hierarchies. Effective descriptions.

The solution (20) with either (21) or (22) is the most general solution to the diffusion-loss problem (6). However, in situations where there is a marked hierarchy between the typical time scales of the problem (diffusion and energy loss), alternative and much simpler, if approximate, answers are available. Since there are only two relevant time scales in the problem we identify three possible regimes (A, B and C) which are discussed below.

1. Regime A

In this scenario the energy-loss time scale is much shorter than that of the diffusion. Thus $\lambda(E)/r_h \sim \tau_{\text{loss}}/\tau_{\text{diff}} \ll 1$ and it is appropriate⁷ to take the limit $\Delta\lambda^2 \rightarrow 0$ in eq. (21). The result reads

$$G_{r_h}^A(\Delta\lambda^2, r, r') \rightarrow \Theta(\Delta\lambda^2) [\delta(r - r') + \delta(r + r') + \delta(r - r' - 2r_h) + \dots] , \quad (23)$$

where the first term is the only non-vanishing term inside the diffusion zone. The resulting CRE density is then given by the *RA* solution

$$n_e(r, E) = \frac{\Theta(r_h - r)}{b(E)} \int_E^\infty dE' s(r, E') , \quad (24)$$

which, for $r < r_h$, is the solution that is obtained by neglecting the diffusion term in (6). Note that the *old MoI* solution also reproduces this limit.

2. Regime B

In this regime we assume that the time scales of diffusion and energy loss are of the same order so that parametrically $\Delta\lambda^2 \sim \lambda^2(E) \sim r_h^2$ and the full solution (20). However, in virtue of the analytical structure of the Fourier-expanded representation of the Green's function (22), where the term $e^{-\pi^2\Delta\lambda^2/r_h^2} = e^{-\Delta\eta} < 1$ plays the role of an expansion parameter, we may neglect –to certain degree of accuracy– all terms with $n > 1$ in the series. Namely,

$$G_{r_h}^B(\Delta\eta, r, r') \rightarrow \frac{2\Theta(\Delta\eta)}{r_h} \sin\left(\frac{\pi r'}{r_h}\right) \sin\left(\frac{\pi r}{r_h}\right) e^{-\Delta\eta} . \quad (25)$$

Correspondingly, in this leading-mode approximation, the CRE density reads

$$n_e(r, E) = \frac{2}{b(E)r_h} \frac{\sin(\pi r/r_h)}{r} \int_E^\infty dE' e^{-[\eta(E) - \eta(E')]} \int_0^{r_h} dr' r' \sin\left(\frac{\pi r'}{r_h}\right) s(r', E') . \quad (26)$$

In the following, we will interchangeably use the names *leading-mode*, $B^{(1)}$ or *RB* approximation when referring to the eq. (26).

3. Regime C

The last possible case is then $\lambda(E) \gg r_h$, i. e. all the electrons in the galaxy will have enough time to diffuse out all the way to the boundary without losing most of their energy. The effective 1D Green's function (22) is given by

⁷ Assuming that the DM profile does not have, for instance, any cusps. See, however, the discussion given in section IV C on this approximation for NFW profiles.

Halo model	A ($\rho(r)$)	B ⁽¹⁾	C
PM	$\frac{M_h}{4\pi r^2} \delta(r)$	$\frac{M_h}{2r_h^2} \frac{\sin(\pi r/r_h)}{r}$	$\frac{\pi M_h (r_h - r)}{4r_h^3 r}$
Co	ρ_h	$\frac{2\rho_h r_h}{\pi} \frac{\sin(\pi r/r_h)}{r}$	$\frac{\pi^2 \rho_h}{6} \left(1 - \frac{r^2}{r_h^2}\right)$
NFW	$\frac{4\rho_s r_s}{r(1+r/r_s)^2}$	$r_h h_{\text{NFW}}^{\text{dec.}} \frac{\sin(\pi r/r_h)}{r}$	$\frac{2\pi^2 \rho_s r_s}{r_h} \left[1 - \frac{r}{r_h} - \frac{2r_h}{3r_s} \left(1 - \frac{r^2}{r_h^2}\right) + \dots\right]$
mNFW	$\frac{\hat{\rho}_s \hat{r}_s^\gamma}{r^\gamma (1+(r/\hat{r}_s)^\alpha)^{\frac{\beta-\gamma}{\alpha}}}$	$r_h h_{\text{mNFW}}^{\text{dec.}} \frac{\sin(\pi r/r_h)}{r}$	solve numerically
Enst	$\rho_s e^{-\frac{2}{\alpha} [(r/r_s)^\alpha - 1]}$	$r_h h_{\text{Enst}}^{\text{dec.}} \frac{\sin(\pi r/r_h)}{r}$	solve numerically
Bkrt	$\frac{\tilde{\rho}_s}{(1+r/\tilde{r}_s)(1+r/\tilde{r}_s)^2}$	$r_h h_{\text{Bkrt}}^{\text{dec.}} \frac{\sin(\pi r/r_h)}{r}$	$\frac{\pi^2 \tilde{\rho}_s}{6} \left[1 - \frac{r^2}{r_h^2} - \frac{r_h}{2\tilde{r}_s} \left(1 - \frac{r^3}{r_h^3}\right) + \dots\right]$

TABLE I. Emissivity halo functions $H_\rho(r)$ for DM decay.

an asymmetric-triangle function of r :

$$\begin{aligned}
G_{r_h}^C(\Delta\lambda^2, r, r') &\rightarrow \delta(\Delta\eta) \sum_{n=1}^{\infty} \frac{2}{r_h n^2} \sin\left(\frac{n\pi r'}{r_h}\right) \sin\left(\frac{n\pi r}{r_h}\right) \\
&\rightarrow \delta(\Delta\lambda^2) \left(\frac{1}{2}(r+r') - \frac{1}{2}|r-r'| - \frac{rr'}{r_h}\right).
\end{aligned} \tag{27}$$

This expression is obtained by taking the appropriate limit in (22). By trivially evaluating the E' integral we obtain the RC formula:

$$n_e(r, E) = \frac{1}{D(E)} \int dr' \frac{r'}{r} \left(\frac{1}{2}(r+r') - \frac{1}{2}|r-r'| - \frac{rr'}{r_h}\right) s(r', E), \tag{28}$$

which is the solution of eq. (6) without the energy-loss term.

G. Summary

In this section, we reviewed the main assumptions that are made in CRE transport models (6) which we will scrutinize in the following sections. Specifically, we assume that the coefficients in eq. (6) are given by $D(E) = D_0(E/E_0)^\delta$, where $E_0 = 1$ GeV, $\delta \in [0.3, 0.7]$ and D_0 can, at least in principle, be anywhere in the $[10^{22}, 10^{31}]$ cm²/s range ($D_0 \sim 3 \times 10^{28}$ cm²/s is the central value in the MW). Similarly, we assume that the all CRE energy losses are due to interactions with the electromagnetic fields: $b(E) \propto u_{\text{EM}} E^2$ and that the diffusion-radius parameter r_h is of $\mathcal{O}(r_\star)$. The parameter u_{EM} denotes the (constant) ambient electromagnetic energy density in form of radiation and magnetic fields in the dSph. The uncertainties of the CRE propagation are thus parametrized by τ_0 , δ , r_h and B , where the parameter $\tau_0 \equiv r_h^2/D_0$ is more appropriate when scanning the possible transport scenarios. In particular, this parameter can assume values that are as short as a couple thousands years all the way to $\mathcal{O}(10^3)$ Gyr.

We assume as well that the particle-injection term can be expressed as $s(r, E) = \mathcal{Q} \mathcal{R}(r) \mathcal{S}(E)$ and we introduce a couple of benchmark cases for $\mathcal{R}(r)$ and $\mathcal{S}(E)$. By introducing the Syrovatskii variable (17) $\lambda \sim (\text{few kpc})(E/1\text{GeV})^{-1/3}$ (for Kolmogorov turbulence and MW-like diffusion constant), the solution (20) in terms of Green's functions could be found. There are two representations for these Green's functions: (21)-(22). The first one is constructed by employing the method of images while for the second one, Fourier methods are used. Finally, we extract from our general solution (20) the approximated solutions (24)-(26) and (28) for the three regimes that arise once the time-scales hierarchies of the problem are identified. In the following we shall exploit the simplifying properties of each one of these solutions.

III. UNIVERSAL EMISSIVITY PROFILES AND SPECTRA

Making use of the simplified expressions (24), (26) and (28), it is straightforward to show that the emissivity (and thus the brightness, flux density, etc.) can be written as the product of a spectral term ($X(\nu)$) times a halo term ($H_{\mathcal{R}}(r)$):

$$j_\nu(r) = \frac{\mathcal{Q}}{4\pi} \times H_{\mathcal{R}}(r) \times X(\nu), \tag{29}$$

Halo model	A	B ⁽¹⁾	C
PM	$\frac{K_{\text{pm}}}{4\pi r^2} \delta(r)$	$\frac{K_{\text{pm}} \sin(\pi r/r_h)}{2r_h^2 r}$	$\frac{\pi K_{\text{pm}}(r_h-r)}{4r_h^3 r}$
Co	ρ_h^2	$\frac{2r_h \rho_h^2 \sin(\pi r/r_h)}{\pi r}$	$\frac{\pi^2 \rho_h^2}{6} \left(1 - \frac{r^2}{r_h^2}\right)$
NFW	$\frac{16\rho_s^2 r_s^2}{r^2(1+r/r_s)^4}$	$h_{\text{NFW}}^{\text{ann.}} \frac{\sin(\pi r/r_h)}{r}$	$\frac{16\pi^2 \rho_s^2 r_s^2}{r_h^2} \left[\ln \frac{r_h}{r} - 2\frac{r_h}{r_s} \left(1 - \frac{r}{r_h}\right) + \dots \right]$
mNFW	$\frac{\hat{\rho}_s^2 \hat{r}_s^{2\gamma}}{r^{2\gamma} (1+(r/\hat{r}_s)^\alpha)^{\frac{2(\beta-\gamma)}{\alpha}}}$	$h_{\text{mNFW}}^{\text{ann.}} \frac{\sin(\pi r/r_h)}{r}$	solve numerically
Enst	$\rho_s^2 e^{-\frac{4}{\alpha}[(r/r_s)^\alpha - 1]}$	$h_{\text{Enst}}^{\text{ann.}} \frac{\sin(\pi r/r_h)}{r}$	solve numerically
Bkrt	$\frac{\hat{\rho}_s^2}{(1+r/\hat{r}_s)^2(1+r/\hat{r}_s)^\alpha}$	$r_h h_{\text{Bkrt}}^{\text{ann.}} \frac{\sin(\pi r/r_h)}{r}$	$\frac{\pi^2 \hat{\rho}_s^2}{6} \left[1 - \frac{r^2}{r_h^2} - \frac{r_h}{\hat{r}_s} \left(1 - \frac{r^3}{r_h^3}\right) + \dots \right]$

TABLE II. Emissivity halo functions $H_{\rho^2}(r)$ for DM annihilation.

where the emissivity halo functions read

$$H_{\mathcal{R}}^A(r) = \mathcal{R}(r) , \quad (30)$$

$$H_{\mathcal{R}}^B(r) = h_{\mathcal{R}}^{(1)} \frac{\sin(\pi r/r_h)}{r} , \quad (31)$$

$$H_{\mathcal{R}}^C(r) = \frac{\pi^2}{r_h^2} \int_0^{r_h} dr' \frac{r'}{r} \left(\frac{1}{2}(r+r') - \frac{1}{2}|r-r'| - \frac{rr'}{r_h} \right) \mathcal{R}(r') , \quad (32)$$

and the spectral functions are given by

$$X_A(\nu) = \frac{2\sqrt{3}e^3 B}{m_e} \int \frac{dz}{z} \mathcal{F}(z) \frac{E(\nu/z)}{b(E(\nu/z))} \int_{E(\nu/z)}^\infty dE S(E) , \quad (33)$$

$$X(\nu; \tau_0) = \frac{2\sqrt{3}e^3 B}{m_e} \int \frac{dz}{z} \mathcal{F}(z) \frac{E(\nu/z)}{b(E(\nu/z))} e^{-\eta(E(\nu/z))} \int_{E(\nu/z)}^\infty dE S(E) e^{+\eta(E)} , \quad (34)$$

$$X_C(\nu) = \frac{2\sqrt{3}e^3 B r_h^2}{\pi^2 m_e} \int \frac{dz}{z} \mathcal{F}(z) \frac{E(\nu/z) S(E(\nu/z))}{D(E(\nu/z))} . \quad (35)$$

In the last couple of equations we have implicitly assumed that electrons and positrons contribute equally. It is straightforward to verify that, independently of the functional form of $\mathcal{S}(E)$, the spectral function (34) tends to (33) in the $\lambda^2(E) \ll r_h^2$ ($\tau_0 \rightarrow \infty$) limit. Less trivially, the spectrum (34) is also such that $X \rightarrow X_C$ when $\lambda^2(E) \gg r_h^2$ ($\tau_0 \rightarrow 0$). Therefore, eq. (34) comprises all possible cases and we may omit putting a label (regime-B) on it. Instead, we explicitly add the parameter τ_0 into its argument in order to emphasize this universality.

The factorization property of (29) is reminiscent of the prompt gamma-ray flux prediction from DM annihilation/decay. In fact, as we shall shortly observe, the flux-density halo functions in our regime A and the corresponding halo functions for gamma rays (better known as J and D factors) are exactly the same.

In tables I and II we include analytical formulas for the emissivity halo functions for various DM profiles⁸. In the leading-mode approximation, we obtain a very interesting result: all halo functions have identical shapes (independent of $\mathcal{R}(r)$). All the \mathcal{R} dependence is instead captured in the halo *factors* $h_{\mathcal{R}}^{(1)}$ which are tabulated in III. The meaning of the upper index “(1)” on the halo factors $h_{\mathcal{R}}^{(1)}$ in (31) will become clear in the next section. Note that, in obtaining the entries of tables I-II, we assume that the scale radii r_s are always much larger than r_h and for simplicity, we Taylor-expand our formulas on the r_h/r_s ratio. As it is conventional, the scale radius r_s is defined by the condition

$$\left. \frac{r}{\rho} \frac{d\rho}{dr} \right|_{r=r_s} = -2 \text{ and } \rho_s \text{ is such that } \rho(r_s) = \rho_s^9 .$$

The spectral functions, on the other hand, need to be computed numerically even in the monochromatic electron injection case: $\mathcal{S}(E) = \delta(E - E')$. The only exception is in the regime C, where $X_C^{e^+e^-} = \frac{4\sqrt{3}e^3 B \tau_0}{\pi^2 m_e (E'/E_0)^\delta} \times \mathcal{F} \left(\frac{2\pi m_s^2 \nu}{3eBE'^2} \right)$

⁸ The corresponding brightness (flux-density) halo functions (factors) are given in tables V and VI (VII).

⁹ For the modified-NFW and Burkert profiles we introduced the parameter \hat{r}_s and \tilde{r}_s respectively. These are related with the corresponding scale radii as follows $\hat{r}_s = \left(\frac{\beta-2}{2-\gamma} \right)^{1/\alpha} r_s$ and $\tilde{r}_s = \frac{r_s}{(1-\sqrt{78/81})^{1/3} + (1+\sqrt{78/81})^{1/3}} \approx 0.65728 r_s$.

	Annihilation	Decay
PM	$\frac{nK_{\text{pm}}}{2r_h^2}$	$\frac{nM_h}{2r_h^2}$
Co	$\frac{2r_h}{n\pi}(-1)^{n-1}\rho_h^2$	$\frac{2r_h}{n\pi}(-1)^{n-1}\rho_h$
NFW	$32\left(\text{si}(n\pi) - \frac{8}{n\pi}\frac{r_h}{r_s} + \dots\right)\frac{r_s^2\rho_s^2}{r_h}$, odd n $32\left(\text{si}(n\pi) + \mathcal{O}\left(\frac{r_h^2}{r_s^2}\right)\right)\frac{r_s^2\rho_s^2}{r_h}$, even n	$\frac{16}{n\pi}\left(1 - \frac{r_h}{r_s} + \dots\right)r_s\rho_s$, odd n $\frac{16}{n\pi}\left(0 + \frac{r_h}{r_s} + \dots\right)r_s\rho_s$, even n
Bkrt	$\frac{2r_h}{n\pi}\left(1 - 2\left(1 - \frac{4}{n^2\pi^2}\right)\frac{r_h}{r_s} + \dots\right)\tilde{\rho}_s^2$, odd n $\frac{2r_h}{n\pi}\left(-1 + 2\frac{r_h}{r_s} + \dots\right)\tilde{\rho}_s^2$, even n	$\frac{2r_h}{n\pi}\left(1 - \left(1 - \frac{4}{n^2\pi^2}\right)\frac{r_h}{r_s} + \dots\right)\tilde{\rho}_s$, odd n $\frac{2r_h}{n\pi}\left(-1 + \frac{r_h}{r_s} + \dots\right)\tilde{\rho}_s$, even n

TABLE III. n -th order halo factors for several benchmark mass models (expanded in the $r_h/r_s \ll 1$ ratio). $\text{si}(x)$ is the sine integral function.

has a manifestly closed analytical form in terms of the Macdonald functions shown in (2). Note also that out of the four transport-model parameters (τ_0 , r_h , δ and B), the halo functions can only depend on r_h while on the other hand, the spectral functions are r_h -independent. Moreover, in the regime-A situation the result is –as it should be– independent of τ_0 and δ .

A. Exact treatment

Using the Fourier representation (22) of the Green’s function we can easily obtain the exact expression for the emissivity. This is given by an infinite sum of terms with halo and spectrum functions multiplied together:

$$j_\nu(r) = \frac{\mathcal{Q}}{4\pi} \sum_{n=1}^{\infty} h_{\mathcal{R}}^{(n)} \frac{\sin \frac{n\pi r}{r_h}}{r} \text{X}\left(\nu, \frac{\tau_0}{n^2}\right), \quad (36)$$

where the n -th order halo factor $h_{\mathcal{R}}^{(n)}$ is defined as

$$h_{\mathcal{R}}^{(n)} = \frac{2}{r_h} \int_0^{r_h} dr r \sin \frac{n\pi r}{r_h} \mathcal{R}(r). \quad (37)$$

In table III, formulas for the factors are shown for a number of DM halo models.

IV. NUMERICAL STRATEGIES AND RESULTS

A. Halo functions

Fig. 1 shows the radial dependence of the regime-A, -B and -C emissivity halo functions for our DM-profile parametrizations “PM” and “Co” for both DM annihilation and decay as these are, up to normalization, identical. We also include there the halo functions that result from considering the NFW, Einasto and Burkert parametrizations for DM annihilation or decay. In appendix A, analogue results for the brightness (in terms of angular variables) are also given.

These results are obtained by evaluating the formulas shown in tables I and II and are normalized by their volume integral. More specifically we divide the expressions by the flux-density halo factors (A7) displayed in table VII and the ratio R^2/r_h^2 . In the case of the Einasto profile, a couple of (simple) numerical integrations are necessary.

An interesting phenomenon happens here. On the one hand, we observe that in going from the RA to the RB approximations, large qualitative differences appear. However, the regime-C emissivity halo functions do not depart significantly from those in the RB approximation, especially in the case of decaying DM with an NFW profile. This is a direct consequence of the rapid Fourier convergence of the effective Green’s function (27) in the RC approximation. Specifically, the n -th term of the series is suppressed by a factor $1/n^2$ (see first line of (27)). In the case of decaying DM in a NFW-like halo the similarity between the two regimes is particularly acute. This is because the $n = 2$ term (in the $r_s \ll r_h$ limit) vanishes accidentally (see corresponding entry on table III).

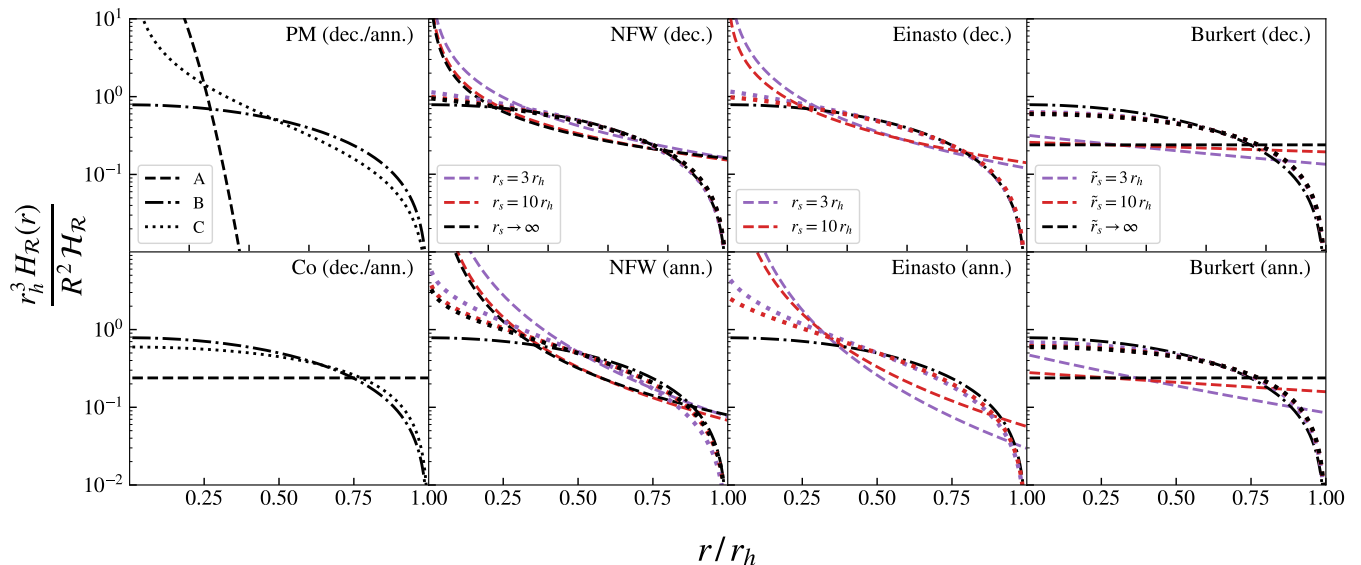


FIG. 1. Normalized emissivity halo functions for several DM-mass profiles in the RA (solid), RB (dotted) and RC (dashed) approximations. For NFW, Einasto and Burkert profiles the variations of the scale-radius parameter are also shown: $r_s = 3 \times r_h$ (purple), $r_s = 10 \times r_h$ (red) and $r_s \rightarrow \infty$ (black). In the first panel (PM model), we use the Gaussian approximation for the 3D Dirac delta: $1/(4\pi r^2) \times \delta(r) \rightarrow 1/(2\pi\sigma_0^2)^{3/2} \times e^{-r^2/(2\sigma_0^2)}$. The flux-density halo factors ($\mathcal{H}_{\mathcal{R}}$) are defined and computed in the appendix.

In order to make these comparisons quantitatively, we computed half-flux radii (HFR) for all cases (decaying and annihilating DM in several halo-shape parametrizations) and regimes. These are tabulated in VII. We observe that, for instance, the HFRs in the regime C are numerically close to their corresponding regime-B HFRs ($\simeq 0.61 r_h$). More specifically, in the extreme “point-mass profile” where the disagreement between the B and C halo functions is maximized, a modest $\sim 20\%$ difference is found. Instead, the difference between the regime-A and the regime-B (or C) HFRs for this point-mass profile amounts to 100%. Conversely, the regime-C HFR is only $\sim 1\%$ larger than its corresponding regime-B HFR in a NFW halo when DM decay is the process of interest.

B. Spectra

The resulting spectra for the “vanilla” e^+e^- models are shown in fig. 2. Before discussing the figure, a few words on our numerical methods for the computation of (34) are in order. First of all, as already noted, the propagation parameter τ_0 plays a leading role in the determination of the spectra (34). This parameter is very uncertain and the evaluation of the function $X(\nu; \tau_0)$ for a multi-scale range of τ_0 values is therefore an unavoidable task. Fortunately, these scans can be reused in e. g. improving the accuracy of our predictions. More specifically, a scan with a sufficiently dense τ_0 -grid can be used in order to determine the leading and sub-leading spectral functions $X(\nu; \tau_0)$, $X(\nu; \tau_0/4)$, $X(\nu; \tau_0/9)$, etc. By plugging these with the relevant halo factors from table III into (36), we can obtain more and more accurate predictions. Furthermore, in order to make our computations for generic DM models even more efficient, we also exploit another analytical property of eq. (34). Namely, the spectral function $X(\nu; \tau_0)$ in the most generic case can be written as

$$X(\nu; \tau_0) = \int dE S(E) \hat{X}_{\tau_0, E}(\nu) , \quad (38)$$

where we define here $\hat{X}_{\tau_0, E}(\nu)$: the spectral function that results from monochromatic e^+e^- injections into the halo ($S_E(E') = \delta(E - E')$). In particular, $E = m_{\text{DM}}$ ($E = m_{\text{DM}}/2$) if the relevant process is DM annihilation (decay). Concretely,

$$\hat{X}_{\tau_0, E}(\nu) = \frac{2\sqrt{3}e^3 B}{m_e} \int_{\frac{2\pi m_e^2 \nu}{3eBE^2}}^{\infty} \frac{dz}{z} \mathcal{F}(z) \frac{E(\nu/z)}{b(E(\nu/z))} e^{-[\eta(E(\nu/z)) - \eta(E)]} . \quad (39)$$

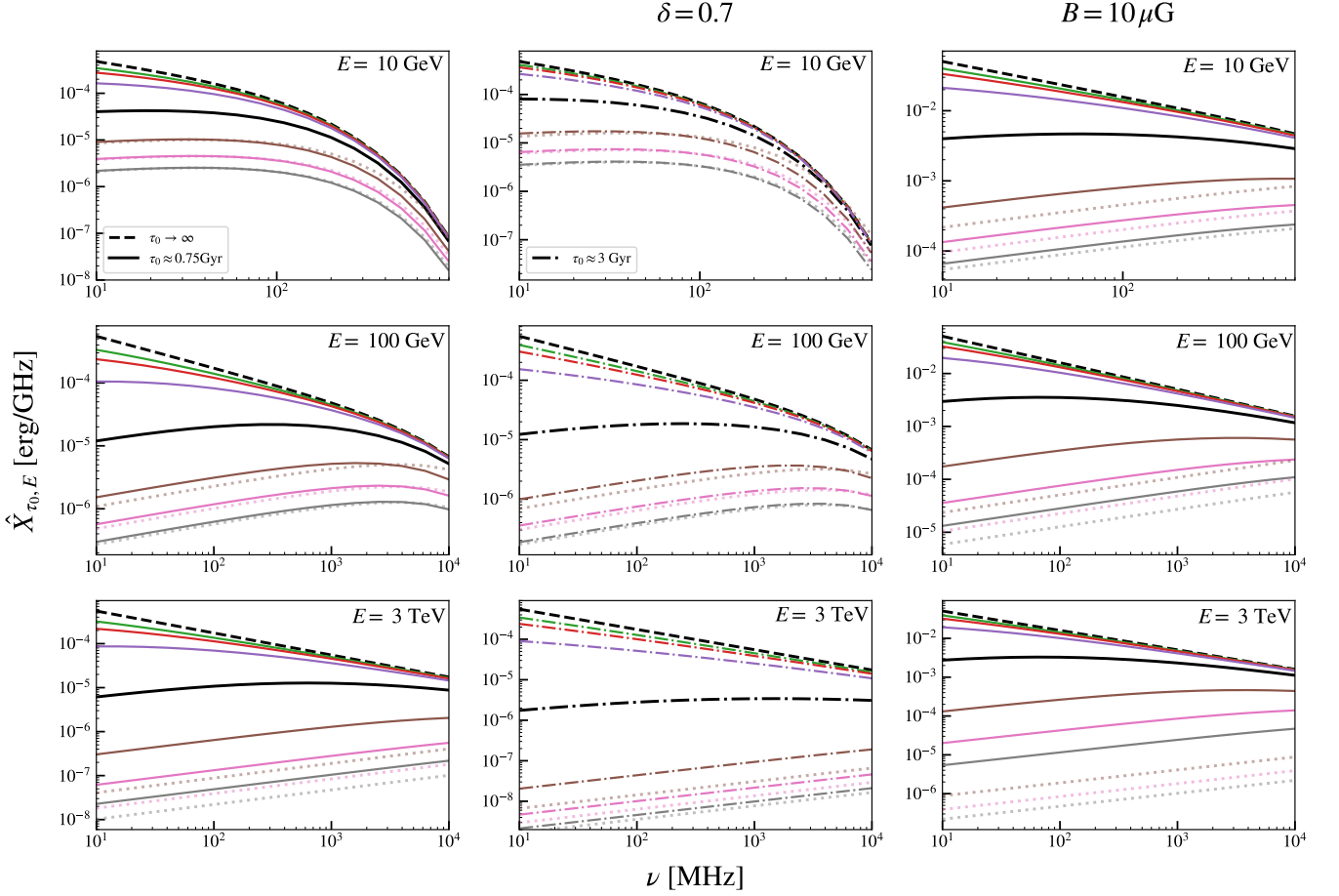


FIG. 2. Spectral functions $\hat{X}_{\tau_0, E}(\nu)$ (tree-level e^+e^- process) for several transport-model parameters (δ and B) and values for E . Solid lines obtained using (34) with the central values $\tau_0 \simeq 0.75$ Gyr (solid black) and 3 Gyr (dot-dashed black). Color-coded curves correspond to $16\times$ (green), $9\times$ (red), $4\times$ (purple), $(1/4)\times$ (brown), $(1/9)\times$ (pink) and $(1/16)\times$ 0.75 Gyr (3 Gyr) (in gray). Dashed black lines show the RA (33) spectra while RC (35) results are plotted using dotted lines respecting the color coding just described.

As with the τ_0 parameter, a densely spaced E scan of $\hat{X}_{\tau_0, E}$ will be necessary not only in order to scan over the DM mass in the vanilla e^+e^- models, but in virtue of (38), these evaluations will enable us to determine the spectra in the most generic case. Fortunately, this is a not very expensive computational task. In particular, by employing the right numerical strategies, all our spectra (for generic models) can be reproduced in a matter of seconds.

Fig. 2 shows the $\hat{X}_{\tau_0, E}(\nu)$ spectra for several values of the transport-model parameters. In particular, for the spectra shown on the left column we assumed that $B = 0.1 \mu\text{G}$, $\delta = 0.3$. Unless stated differently, this will be henceforth our standard choice, as well as the benchmark frequency of 150 MHz. We also included their corresponding RA and RC spectra using (33) and (35) respectively. As expected, for a given magnetic field and E , the RA formula gives the largest possible spectrum. This curve exhibits a power-law like ($\propto 1/\sqrt{\nu}$) behaviour for $\nu \lesssim \mathcal{O}(eBE^2/m_e^3)$. For larger frequencies the spectrum is of course exponentially suppressed.

In the opposite limit, on the other hand, we see that the RC approximation reproduces the exact result very well for small enough τ_0 . In this limit all spectra feature the $X \propto \nu^{1/3}$ (for $\nu \lesssim \mathcal{O}(eBE^2/m_e^3)$) as in the familiar single-emitter synchrotron power formula. We also observe that, as expected, the heavier the DM particle and the stronger the magnetic field, the smaller the values of τ_0 around which the RC formula becomes appropriate.

In order to gain visual understanding of these points, we show in fig. 3 the ranges of validity in the (τ_0, E) plane of the A, B and C approximations. Specifically, we compute at every point the quantity $f_2 = \hat{X}_{\tau_0, E}^{(2)}/\hat{X}_{\tau_0, E}^{(1)}$, i. e. the ratio of the 2th- to 1st-order spectral function (see (36)) and we then set threshold values for every approximation: $f_2 > 1/2$ for RA, $\frac{1}{4} \times 0.9 < f_2 < \frac{1}{4} \times 1.1$ for RC and $f_2 < 20\%$ in the RB case. These conditions are constructed by noting that in the pure RA situation $f_2 \rightarrow 1$, while $f_2 \rightarrow 1/2^2 = 1/4$ if the RC formula were exact. The latter scaling

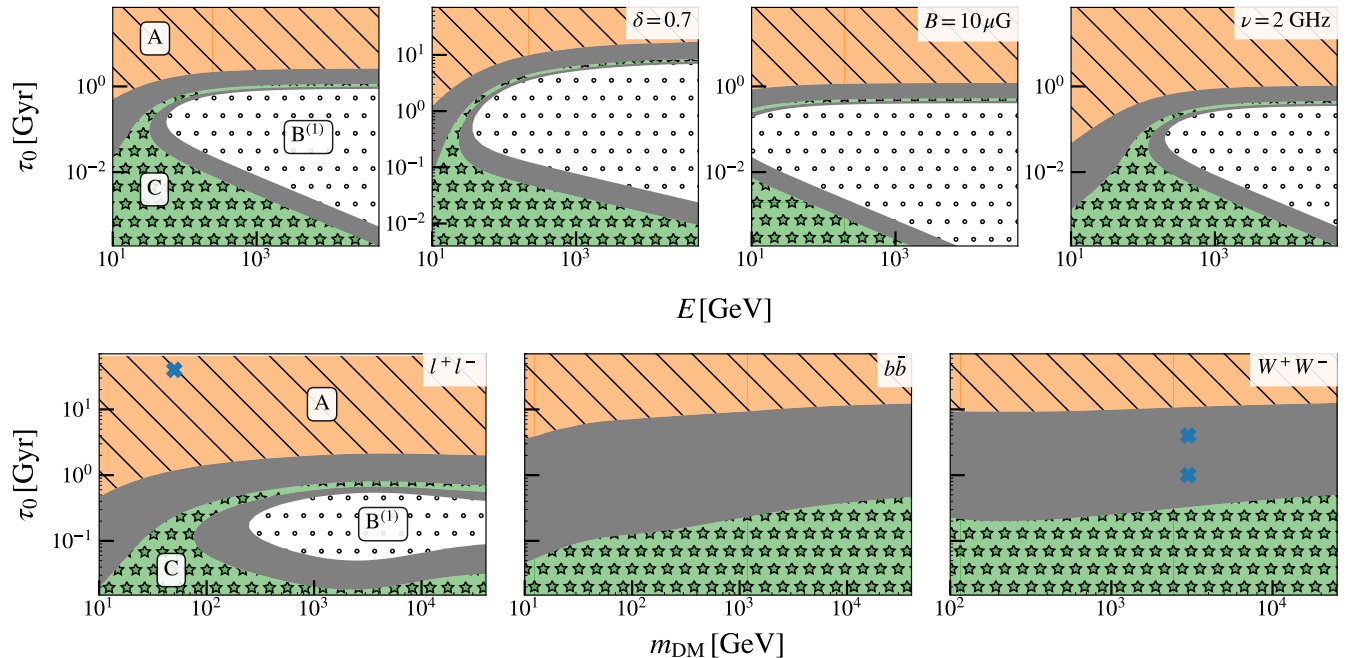


FIG. 3. Upper panels: regions in the (τ_0, E) -plane (with B and δ fixed) defining the ranges where the RA (orange, diagonal hatch pattern), RB (white, dotted pattern) and RC (green, starred) approximations for $\tilde{X}_{\tau_0, E}$ are valid. Mixed regimes are indicated in gray color and no hatches. The default values for the other relevant parameters are $\nu = 150$ MHz, $B = 0.1 \mu\text{G}$ and $\delta = 0.3$. Changes on any of these are indicated on the upper-right corner of the plots. Lower panels: Same as upper ones but for the complete $X(\nu, \tau_0)$ spectra and for several choices of $S(E)$ (l^+l^- , W^+W^- and $b\bar{b}$) for DM annihilation (in case of decay the x axis has to be rescaled $m_{\text{DM}} \rightarrow m_{\text{DM}}/2$). The blue and red crosses indicate the benchmark points in the parameter space that are considered in section IV C.

can be verified by a simple inspection of the Fourier-mode decomposition of the RC Green's function (27).

We caution, however, that alternative and probably more robust definitions for the regions in the figure are possible. A drawback of the simplicity of our prescription is that, for instance, the thin green-starred funnel in the mixed A-B regime has been misidentified as C. A more robust definition of the regions could, e. g. consider power corrections of the RA and RC effective Green's functions¹⁰ or incorporate the n -dependence of the halo factors III. We content ourselves with this simplified approach as we shall test in the next section, it proves quite effective.

This said, we move on to discuss the main features of fig 3. In particular, we observe rather well-defined power-law like boundaries between the regimes A and B, but also between B and C. In order to get a feeling about these, note that the computation is characterized by two energy (and thus, Syrovatskii-length) scales: E and $E(\nu)$. Assuming that $E \gg E(\nu)$, the computation of the mixed A-B regime spectrum will be dominated by terms satisfying $\lambda(E(\nu)) \sim r_h$ or, by using (18), $\tau_0 \propto (1 - \delta)^{-1} (B/\nu)^{1-\delta} / [1 + (B/3.13\mu\text{G})^2]$, which independent of E . The formula explains why the A-B boundary moves up δ and ν are increased. The B -field dependence of the boundary is less trivial, though. Above the peculiar $\sim 3 \mu\text{G}$ B -field magnitude¹¹ the boundary moves down as observed in the plot.

The lower transition between B and C is instead characterized by the highest energies of the problem, as electrons do not have time to loss their $\mathcal{O}(E)$ energies for such small values of τ_0 . Thus, $\lambda(E) \sim r_h$ and $\tau \propto (1 - \delta)^{-1} E^{-(1-\delta)} / [1 + (B/3.13\mu\text{G})^2]$. In particular, the boundary is ν -independent as can be verified by comparing the first and fourth plots in the upper panel of the figure. In the $E(\nu) \gg E$ limit the leading-mode approximation is not appropriate for any value of τ_0 . Therefore, in the crossover region between A and C, the full solution (36) might be necessary. We also observe, as intuitively expected, that when the magnetic field is increased the RB boundary moves to the left (lower energies), while the opposite occurs if we increase the frequency.

In the lower panel of the figure we also include the boundaries of the regimes for specific models for $S(E)$. In particular, for the W^+W^- and $b\bar{b}$ models we do not expect that the B⁽¹⁾ approximation is accurate for any combination

¹⁰ For instance, by including the correction $\delta G_{r_h}^C = -\delta'(\Delta\eta) \sum \frac{2}{r_h n^4} \sin(n\pi r'/r_h) \sin(n\pi r/r_h)$ of the regime-C Green's function (27) on the computation and comparing the result with the uncorrected one.

¹¹ The magnetic and CMB energy densities are equal for $B = 3\mu\text{G}$.

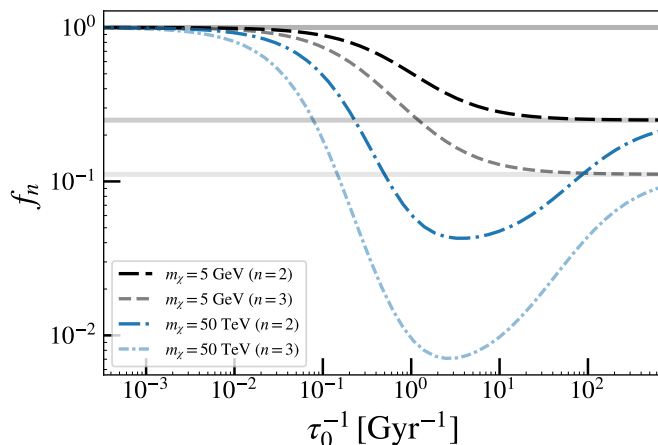


FIG. 4. $f_n(\tau_0, E)$ ratios for different values of E as a function of τ_0 . The RA ($f_n = 1$ thick gray line) and RC ($f_n = 1/n^2$ thinner gray lines) limits are asymptotically reached in all cases. The RB limit $f_{n \neq 1} \rightarrow 0$ is instead reached for larger values of E (manifested as valley-shaped features in the blue dot-dashed curves). We assume that $B = 0.1 \mu\text{G}$, $\delta = 0.3$ and $\nu = 150 \text{ MHz}$.

of parameters. This is because most of the electrons that are created by the annihilation/decay of DM into these channels have much lower energies as $E \sim \mathcal{O}(m_{\text{DM}})$. The opposite occurs when the primary process involves leptonic states, such as the e^+e^- final state or the charged-lepton model $l^+l^- = (e^+e^- + \mu^+\mu^- + \tau^+\tau^-)/3$ that we introduced in the figure. The latter is of course more realistic from the model-building point of view than the former.

C. Numerical tests

Armed with the numerical strategies discussed in previous sections, we can test the performance of our approximated formula (29) across the different characteristic regimes of the problem. Specifically, as mentioned above, we have devised a series of methods that are very efficient in evaluating the (exact) formula (36) which will allow us to test the accuracy of the RA-RC formulas.

We begin by discussing the effect of contributions of order higher than $n = 1$ and define the spectrum ratios $f_n(\tau_0, E) = \hat{X}_{\tau_0/n^2, E} / \hat{X}_{\tau_0, E}$. By definition, these ratios are such that $f_n \rightarrow 1$, $f_n \rightarrow 0$ and $f_n \rightarrow 1/n^2$ for the RA, RB and RC formulas to be valid respectively. We thus expect, that for fixed E and large enough τ_0 , the RA condition is met while in the opposite limit $f_n \rightarrow 1/n^2$ asymptotically. For intermediate values of τ_0 , the ratio f_n may become smaller than $1/n^2$ and if that is the case, then the RB formula is appropriate there. This is precisely what we find in fig. 4 where, using our benchmark parameter set and frequency, we consider these ratios for first two modes $n = 2$ and $n = 3$. As already observed in fig. 3, the validity of the RB approximation is only achieved when E is large enough. The figure provides us with a strong confidence on the numerical implementation of our results and we may thus center our attention on the discussion of the exact results in mixed regimes.

For definiteness, we shall consider three benchmark points (blue crosses) shown on the lower-right and left panels of fig. 3. Namely, (1) the l^+l^- model for annihilating (decaying) DM with mass of 50 GeV (100 GeV) in a NFW halo and an almost purely RA configuration ($\tau_0 = 40 \text{ Gyrs}$ with $B = 0.1 \mu\text{G}$, $\delta = 0.3$ and $\nu = 150 \text{ MHz}$). A second (2) and third (3) benchmark points are also considered: W^+W^- model with the same parameters but with a mass (in the DM annihilation hypothesis) of 3 TeV and $\tau_0 = 4 \text{ Gyr}$ and 1 Gyr.

The first benchmark point has been chosen in such a way that the quality of the RA approximation can be assessed, while the second and third ones will enable us to understand the transition between the RA and RC approximations. Note that, in contrast with the transition between formula A ($f_n \simeq 1$) and either B or C, the B-to-C transition is expected to be very smooth since for both cases, the ratio f_n decays as a function of n rather quickly.

Fig. 5 shows the results of our comparisons. In all cases, we include the exact (36) and the approximated (29) (with (33)-(35)) computations of the emissivity for several halo models and within the aforementioned benchmark parameter sets. In order to quantify the morphological resemblance between the different predictions, we also show their corresponding HFRs (vertical lines). As evident from the figure, this quantity does a remarkably good job in pinning down the similarities/differences between the various emissivity function shapes that we considered.

Our results prove –at the numerical level– several claims made before. Indeed, the upper panels show that for the leptophilic model with a 50 GeV DM-mass, our effective RA description agrees very well with the exact results

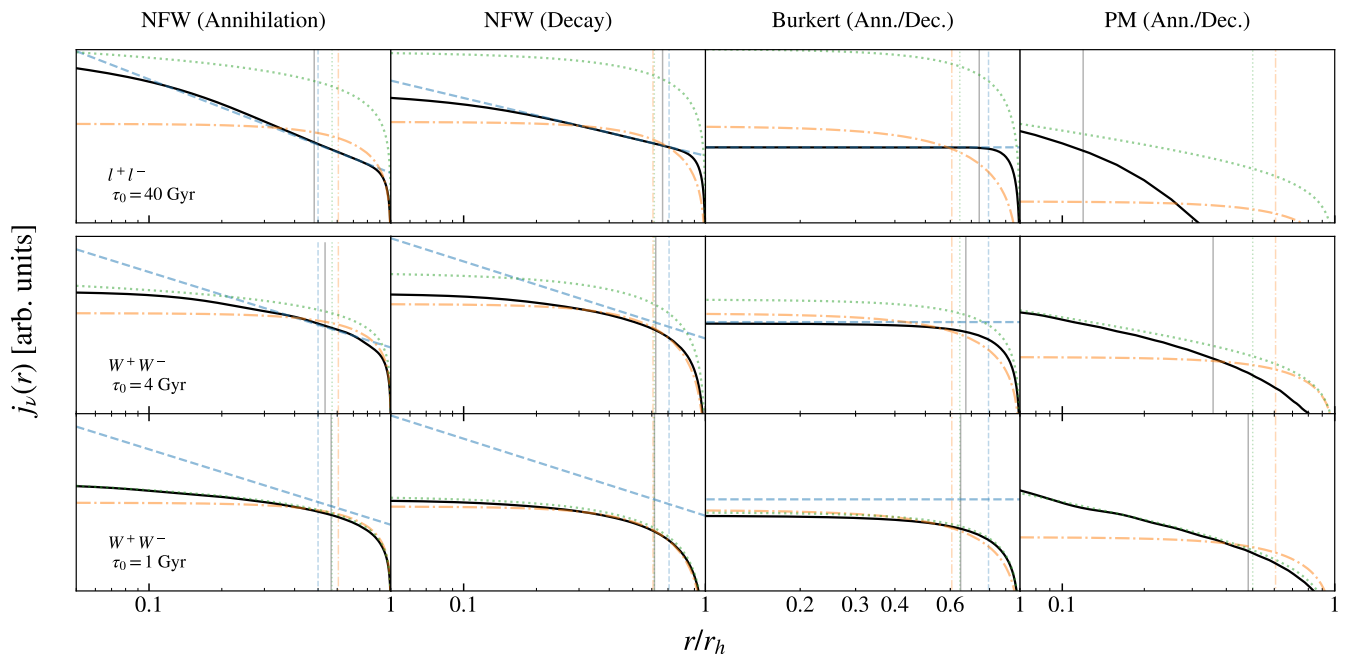


FIG. 5. Emissivity profiles for the benchmark scenarios indicated with blue crosses in fig 3. Concretely, a leptophilic model with $m_{\text{DM}} = 50$ GeV (ann.) in the first row and a wino-like model with $m_{\text{DM}} = 3$ TeV for the second and third rows. Exact computations in arbitrary units with logarithmic abscissas and ordinates are shown in black. The corresponding A (light dashed blue), B⁽¹⁾ (light dot-dashed orange) and C (dotted green) computations are also shown together with their associated half-flux radii (HFRs) represented as vertical lines.

regardless of the inner structure (cusped or cored) of the DM density. The small- r behaviour of the solutions merits some discussion, though. First, we see that for the cored profile (Burkert) the emissivity mirrors the functional behaviour of the “parent” DM profile while the B and C computations overestimate it when r goes to zero. Conversely, in the case that the DM density has a cusp, we verified that independent of τ_0 , the small r behaviour the emissivity tends to our RC result. In particular, in the NFW (annihilation) and point-mass halo models we verified that, for sufficiently small r , the emissivities follow the $j_\nu \propto \ln(1/r)$ and $j_\nu \propto r^{-1}$ radial dependences respectively and furthermore, the correct normalization is also reproduced by our RC formula. In the case of decaying DM (NFW), instead, the emissivity as a function of r develops a core that is not accounted for in the RA formula. The latter has the familiar $1/r$ cusp (see table I).

Physically, this curious small- r behaviour is just a manifestation of the fact that the typical diffusion time scale at the vicinity of $r = 0$ ($\sim r^2/D(E)$) is much smaller than the typical energy-loss time scale. Thus, for sufficiently small r , the otherwise dominant energy-loss term can be neglected and the RC description is (locally) appropriate. For cored profiles, the smallest radial scale is r_h and the τ_0 parameter thus defines both globally and locally the smallest diffusion time scale of the problem.

Nonetheless, all these differences are spurious once angular-resolution effects are taken into account. More concretely, we verified that the luminosities (and flux densities) associated with our exact computation of the emissivities are reproduced by the RA formula. Specifically, we find for decaying DM in a NFW halo a $\sim 15\%$ difference between the two computations. In the case of annihilating DM this number is halved and for a point-mass scenario, the difference is zero.

In the middle and lower panels of fig. 5 we consider τ_0 parameters that are an order of magnitude smaller than the one considered in the upper panels. We also consider a completely different DM particle which is two orders of magnitude heavier and which primarily annihilates (decays) into W^+W^- pairs. Despite these huge differences on the model parameters, we observe that some of the characteristic features of the emissivity profiles are preserved. For instance, with the exception of decaying DM in NFW and point-mass halos, the profiles shown in the middle panels mimic the radial dependence of the corresponding halo mass density as predicted by the RA formula. This certainly happens in a much more modest r -range as in the upper panels but it is still appreciable (and quantifiable). More specifically, we find that in the NFW case (for DM annihilation) the relative difference between the RA computation of the flux density and the correct one amounts to $\sim 38\%$. Also similar to the former case, all profiles with cusps approach the RC result in the small- r regime. However, in contrast to that case, the RC and RA predictions of the middle

panels are much closer to each other in all halo models which is a consequence of the fact that the transition between regimes is rather smooth. In the lower panels the departures between the two regimes start to become apparent and the exact result rather resembles the RC computation for all values of r (not only for small r). Concretely, the relative differences amount to 11-12% for NFW (DM decay or annihilation), 10% for Burkert and 14% for point-mass profiles.

All these results thus confirm that our prescription in defining the different regimes in 3 is a reasonable one. This can also be visualized by observing how the positions of the vertical black lines move away from the ones associated with the RA computation (dashed blue) towards the RC (dotted green) ones as the τ_0 parameter is decreased. We also observe that for the rightmost panels (PM case), the emissivity becomes less and less concentrated around $r = 0$ as the parameter τ_0 is decreased. Note that the previous remarks are largely independent of the DM particle mass and model.

Another rather interesting finding is that the leading-mode approximation in the case of decaying DM in NFW halos is particularly accurate. Indeed, the integrated flux-densities differ by only 2-3% in the $\tau_0 = 1 - 4$ Gyr scenarios while the relative difference between the corresponding HFRs amounts to 1%. As already noticed in our discussion of fig. 1 this curious fact is due to the suppression of the even harmonics in the series (36) (see relevant entry on table III).

V. EXAMPLE. DRACO LIMITS ON DM ANNIHILATION/DECAY

In this section we propose a strategy to obtain reliable bounds on the annihilation cross section or decay rate of the DM by using the data (e. g. noise level) of a given radio observation in a computationally efficient way. There might also exist special situations in which a hypothetical detection could be interpreted as a discovery of the synchrotron emission from DM annihilation or decay. However, their discussion is left for future work.

Our object of interest for this example is the Draco dwarf galaxy (R. A. $17^{\text{h}} 20^{\text{m}} 12.4^{\text{s}}$ and Dec. $+57^{\circ} 54' 55''$ [87]), which is the first galaxy of its type that has been studied in the DM radio-detection context (e. g. [18, 19]). For definiteness, we assume that the galaxy has a half-light radius of $r_{\star} = 320$ pc. Its distance to the solar system is $R = 75$ kpc and we also assume that its mass distribution can be parametrized as a NFW halo with $4\rho_s = 10^{-1.9} M_{\odot}/\text{pc}^3$ ($\simeq 0.48$ GeV/cm 3) and $r_s = 10^{3.46}$ pc ($\simeq 2.9$ kpc $\simeq 9 \times r_{\star}$). These parameters are consistent with [63].

Given some raw observational data of Draco at a frequency $\nu_{\text{obs.}}$, our strategy consists of modelling the DM signal in terms of only two parameters: the signal strength and the angular diameter. Certainly, the signal-shape parametrization will depend on the regime (A, B or C) in the propagation-parameter space, how the DM mass function is parametrized (NFW, Einasto, etc.) and, of course, whether the process of interest is annihilation or decay. A comprehensive analysis should certainly include all those cases.

In particular, in our hypothetical Draco analysis the suggested templates would be then given by the regime-specific brightness profiles for NFW halos that are shown in tables V and VI times signal-strength parameters $\mathcal{N}_j^{\text{dec./ann.}}$, where $j = A, B$ or C . For example, for annihilating DM in the regime C we would have to model the signal brightness as

$$I_{\nu_{\text{obs.}}, C}^{\text{ann.}}(\theta) = \mathcal{N}_j^{\text{ann.}} \frac{32\pi^2 \rho_s^2 r_s^2}{r_h} \left[\sqrt{1-t^2} + t \left(\arctan \frac{t}{\sqrt{1-t^2}} - \frac{\pi}{2} \right) + \mathcal{O}(r_h/r_s) \right]. \quad (40)$$

where $2\theta_h$ ($\simeq 2r_h/R$) is the angular diameter of the signal. The halo parameters ρ_s and r_s are given and the only parameter left on which the signal template can depend is r_h or, equivalently θ_h . This is a tremendous simplification with respect to an otherwise cumbersome and *redundant* multi-parameter scan of generic CRE propagation and particle DM models.

Angular-diameter scans can be guided by educated guesses where r_h ($R\theta_h$) is varied around a central value of $r_h^c = r_{\star}$ ($= 315$ pc for Draco). If no statistically-significant excess is found in any of the scans and, say, 2σ limits on \mathcal{N}_j for each j , recasting these into synchrotron bounds on any DM model is a straightforward task. Specifically, given set of the transport-model parameters (B , δ , etc.) and the DM model that we want to test, we can start by identifying which regime $j = A, B$ or C that given set belongs to. Then, we compute the model-specific spectral function $X_j(\nu_{\text{obs.}})$. As a final step, the pre-factor \mathcal{Q} in e. g. (A1) (or (29)) will be constrained by employing the following formula

$$\mathcal{Q}_{2\sigma}^{\text{dec./ann.}} = \frac{4\pi \bar{\mathcal{N}}_j^{\text{dec./ann.}}(\theta_h)}{X_j(\nu_{\text{obs.}})}, \quad (41)$$

where $\bar{\mathcal{N}}_j^{\text{dec./ann.}}(\theta_h)$ is the value of the signal-strength parameter $\mathcal{N}_j^{\text{dec./ann.}}$ that has been excluded at 2σ assuming a fixed value of θ_h . In particular, for annihilating self-conjugate DM we have that $\mathcal{Q}^{\text{ann.}} = \langle \sigma v \rangle / (2m_{\text{DM}}^2)$ and the

corresponding the annihilation rate limits would thus be given by

$$\langle\sigma v\rangle_{2\sigma} = \frac{8\pi m_{\text{DM}}^2 \bar{\mathcal{N}}_j^{\text{ann.}}(\theta_h)}{X_j(\nu_{\text{obs.}})}. \quad (42)$$

A. Limit estimates

Another approach that has been employed in, for instance, [29, 73] consists of estimating the limits on the synchrotron flux in terms of the noise level of the observation and the synthesized angular beam sizes. In this case, given a DM model and an appropriately chosen set of parameters the 2σ limits on \mathcal{Q} can be estimated by the following formula.

$$\bar{\mathcal{Q}}_{j\ 2\sigma}^{\text{dec./ann.}} = 1.64 \times \frac{4\pi}{\mathcal{H}_{\mathcal{R}}^j(r_h) X_j(\nu_{\text{obs.}})} \frac{I_{\nu_{\text{obs.}}}^{\text{r.m.s.}} \times \Omega(r_h)}{\sqrt{\Omega(\text{HFR})/\Omega_{\text{beam}}}} \simeq 20.6 \times \frac{I_{\nu_{\text{obs.}}}^{\text{r.m.s.}} \Omega_{\text{beam}}}{\mathcal{H}_{\mathcal{R}}^j(r_h) X_j(\nu_{\text{obs.}})} \left(\frac{r_h}{\text{HFR}}\right) \sqrt{\frac{\Omega(r_h)}{\Omega_{\text{beam}}}}, \quad (43)$$

where $B_{\text{r.m.s.}}$ is the root-mean-square brightness noise of the observation, Ω_{beam} is the beam size and $\Omega(r_h) \simeq \pi(r_h/R)^2$ is the angular size of the emitting region and we estimate the number of beams as $\Omega(\text{HFR})/\Omega_{\text{beam}}$ where $\Omega(\text{HFR}) \simeq \pi(\text{HFR}/R)^2$. The halo factors $\mathcal{H}_{\mathcal{R}}$ and the HFRs are given in the appendix as well as the derivation of the latter formula.

Using the parameters for Draco halo model we can obtain these as functions of the angular radius θ_h . The results for our three approximations are listed in IV. In particular, the RA entry for DM annihilation agrees (within uncertainties) with the J -factor reported in [63].

Regime	Decay ($\times 10^{17}$ GeV/cm ²)	Annihilation ($\times 10^{18}$ GeV ² /cm ⁵)
A	$20.6 \left(\frac{\theta_h}{0.5^\circ}\right)^2 \left[1 - 0.30 \left(\frac{\theta_h}{0.5^\circ}\right) + \dots\right]$	$8.74 \left(\frac{\theta_h}{0.5^\circ}\right) \left[1 - 0.45 \left(\frac{\theta_h}{0.5^\circ}\right) + \dots\right]$
B	$16.7 \left(\frac{\theta_h}{0.5^\circ}\right)^2 \left[1 - 0.23 \left(\frac{\theta_h}{0.5^\circ}\right) + \dots\right]$	$3.28 \left(\frac{\theta_h}{0.5^\circ}\right) \left[1 - 0.31 \left(\frac{\theta_h}{0.5^\circ}\right) + \dots\right]$
C	$1.71 \left(\frac{\theta_h}{0.5^\circ}\right)^2 \left[1 - 0.24 \left(\frac{\theta_h}{0.5^\circ}\right) + \dots\right]$	$0.97 \left(\frac{\theta_h}{0.5^\circ}\right) \left[1 - 0.34 \left(\frac{\theta_h}{0.5^\circ}\right) + \dots\right]$

TABLE IV. Halo functions for Draco using the NFW parametrization with $\rho_s = 0.12$ GeV/cm³ and $r_s = 2.9$ kpc.

In order to visualize how such limit estimates look like, we assume fictitious 150 MHz observations with $B_{150\text{MHz}}^{\text{r.m.s.}} = 100 \mu\text{Jy}/\text{beam}$ where the beam size is assumed to be of 20". Fig. 6 shows the estimated Draco limits on several DM models that can be extracted from such observations. For concreteness, we consider three CRE-transport parameter sets MIN, MED and MAX. These are outlined in the table below

Model	D_0	r_h (θ_h)	τ_0	B	δ	Regime
MIN	3×10^{29} cm ² /s	160 pc (0.12°)	25 kyr	0.1 μG	0.3	C
MED	3×10^{27} cm ² /s	640 pc (0.49°)	40 Myr	0.1 μG	0.3	B/C
MAX	3×10^{25} cm ² /s	1 kpc (0.76°)	10 Gyr	10 μG	0.3	A/B

A few comments on the resulting limits are in order. First, models whose primary annihilation/decay process are the final states W^+W^- and $b\bar{b}$ have a characteristic mass around 1TeV at which limits on the decay rate become maximal. For leptophilic DM we see a similar behaviour but at a much smaller mass $\mathcal{O}(10\text{GeV})$. Physically, what happens is that since most of the electrons that are dumped by the annihilation/decay are much less energetic than the DM mass, the maximum frequency the bulk of the electrons can emit is much smaller than the corresponding frequency in the leptophilic scenario.

The RC formula is appropriate for the MIN and MED scenarios. Though, in the case of DM annihilation, $\mathcal{O}(10\%)$ differences are present. In the MAX case, we observe that in the DM-decay scenario, the RB formula performs much better than the RA one in (1) reproducing the exact limits and (2) the exact HFRs. The latter condition is a consequence that the emissivity profiles have similar shapes. This is an accidental property that has been noted in

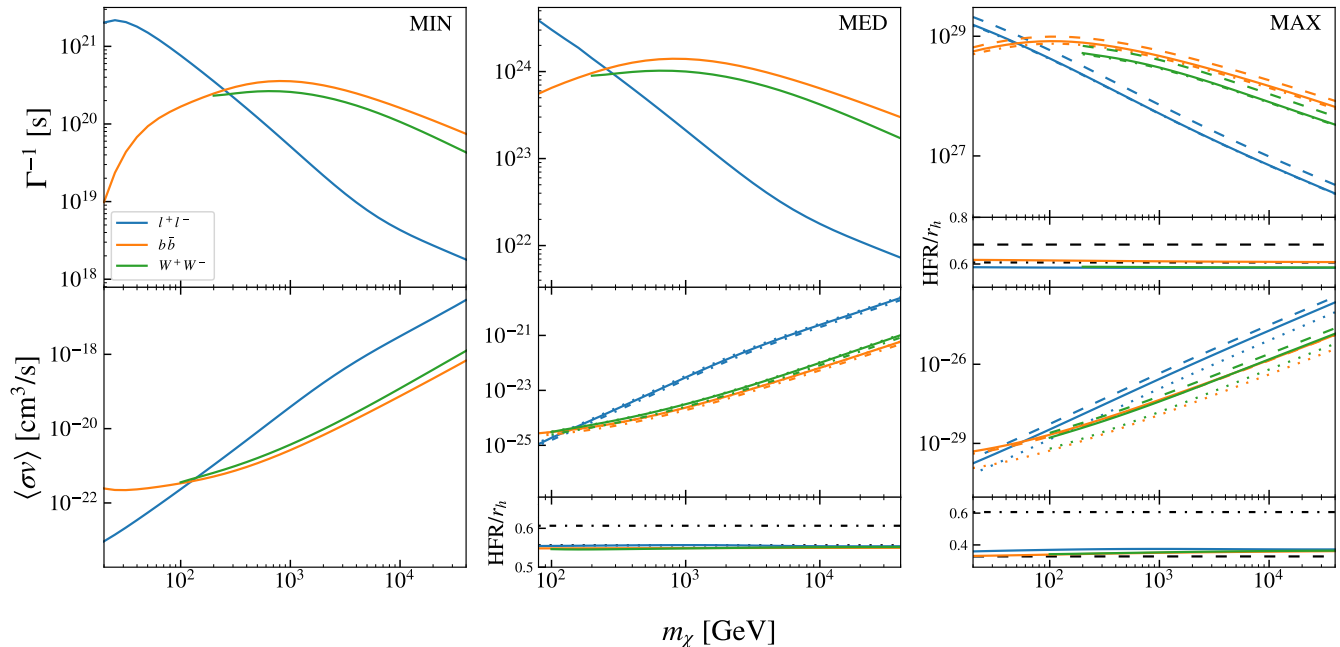


FIG. 6. Dummy Draco limits on the decay (annihilation) rates for annihilating and decaying DM. Solid lines show the exact computations. Different colors indicate different assumptions on the leading hard process in the annihilation or decay. Three models are considered: l^+l^- (blue), $b\bar{b}$ (orange) and W^+W^- (green). For the MED and MAX scenarios we also included the exact values for the HFRs. Dashed lines indicate whether the RA approximation was employed. Analogously dot-dashed and dotted lines are respectively associated with RB and RC.

the previous sections. The reason is that the contribution of even modes –particularly the $n = 2$ mode– in the series (36) is rather suppressed.

Due to the huge uncertainties on the transport-model parameters on dwarf galaxies, the non-observation of diffuse signals in those galaxies could lead to limits on e. g. the annihilation cross section of WIMPs that are so strong that a large chunk in the parameter-space of thermally-produced (s -wave) DM models would be ruled out. However, our estimates are also compatible with the hypothesis that synchrotron signals from e. g. WIMP annihilation are much too weak to be probed by existing radio telescopes by simply adopting different assumptions on the parameters. This is of course quite unsatisfactory and it calls for an intensification of both theoretical and experimental effort in reducing these uncertainties.

VI. CONCLUSIONS

We developed new methods for the computation of the rather uncertain synchrotron fluxes from dwarf galaxies. Focus was placed on the situation where the leading process giving rise to these signals is the annihilation or decay of dark-matter particles. By identifying three regimes where approximations are possible, our main result is the derivation of regime-dependent formulas for the synchrotron signals where frequency and DM-model independent halo functions can be defined. These functions only depend on the r_h parameter and the DM distribution. And as a consequence, all the frequency and DM-model dependence of the formula is captured in a spectral term which we also compute for generic scenarios. In particular, we described a numerical method in order to carry out these computations very efficiently. Further, we proposed a strategy for the search of synchrotron signals in dwarf galaxies based on two-parameter signal templates. This is a strong simplification of the otherwise very complicated multi-parameter analysis.

We conducted several tests in order to assess the validity of our regime-A, B and C approximations. For this task, we took advantage of the fact that the computations of the exact solutions are straightforward in our setup. We also carried out several consistency checks and discussed them. In particular, we corrected a mistake in the alternative method-of-images expression for the Green’s function that has been employed in the literature for quite some time.

Due to the increasing observational activity in these directions and in light of e. g. the Square Kilometre Array, we identify several challenges for future theoretical research. The most urgent is, certainly, advancing our theoretical

knowledge about the evolution of magnetic fields in galaxies where star formation is no longer active. From the observational side, new and deeper observations are essential as well as the sophistication of the strategies. Concerning the CRE propagation modelling and light DM candidates, the effect of re-acceleration and halo evolution (departure from the stationary condition) becomes important and should be addressed in future studies.

Acknowledgements. The author would like to thank Torsten Bringmann and Marcus Brüggen for carefully reading this manuscript as well as for their very valuable comments, Rainer Beck for pointing out an argument motivating the presence of sizeable magnetic fields in dwarf galaxies in the present time and to Stefano Profumo and Piero Ullio for their readiness to cross check our results. Thanks also to Volker Heesen, Günter Sigl, Alejandro Ibarra and Martin Beneke for their feedback. A substantial part of this work was supported by the DFG Collaborative Research Centre “Neutrinos and Dark Matter in Astro- and Particle Physics” (SFB 1258).

Appendix A: Brightness and flux-density halo factors

Halo model	A	B ⁽¹⁾	C
PM	$(M_h/R^2) \times \text{PSF}(\theta)$	$\frac{M_h}{r_h^2} f_B(t)$	$\frac{\pi M_h}{2r_h^2} \left[\ln \frac{1+\sqrt{1-t^2}}{t} - \sqrt{1-t^2} \right]$
C	$2\rho_h r_h \sqrt{1-t^2}$	$\frac{4r_h \rho_h}{\pi} f_B(t)$	$\frac{2\pi^2 \rho_h r_h}{9} (1-t^2)^{3/2}$
NFW	$8\rho_s r_s \left(\ln \frac{1+\sqrt{1-t^2}}{t} - 2\frac{r_h}{r_s} \sqrt{1-t^2} + \dots \right)$	$2 h_{\text{NFW}}^{\text{dec.}} f_B(t)$	$2\pi^2 \rho_s r_s \left[\sqrt{1-t^2} - t^2 \tanh^{-1} \sqrt{1-t^2} + \frac{8r_h}{9r_s} (1-t^2)^{3/2} + \dots \right]$
Bkrt	$2\tilde{\rho}_s r_h \sqrt{1-t^2} \left[1 - \frac{r_h}{2\tilde{r}_s} \left(1 + t^2 \frac{\tanh^{-1} \sqrt{1-t^2}}{\sqrt{1-t^2}} \right) + \dots \right]$	$2 h_{\text{Bkrt}}^{\text{dec.}} f_B(t)$	$-\frac{9r_h}{32\tilde{r}_s} \left(2 - t^2 - t^4 \frac{\tanh^{-1} \sqrt{1-t^2}}{\sqrt{1-t^2}} \right) + \dots$

TABLE V. Brightness halo functions $\hat{H}_\rho(\theta)$ for DM decay.

Halo model	A	B ⁽¹⁾	C
PM	$(K_{\text{pm}}/R^2) \times \text{PSF}(\theta)$	$\frac{K_{\text{pm}}}{r_h^2} f_B(t)$	$\frac{\pi K_{\text{pm}}}{2r_h^2} \left[\ln \frac{1+\sqrt{1-t^2}}{t} - \sqrt{1-t^2} \right]$
C	$2\rho_h^2 r_h \sqrt{1-t^2}$	$\frac{4r_h \rho_h^2}{\pi} f_B(t)$	$\frac{2\pi^2 \rho_h^2 r_h}{9} (1-t^2)^{3/2}$
NFW	$\frac{32\rho_s^2 r_s^2}{r_h} \left(\frac{1}{t} \arctan \frac{\sqrt{1-t^2}}{t} - 4\frac{r_h}{r_s} \tanh^{-1} \sqrt{1-t^2} + \dots \right)$	$2 h_{\text{NFW}}^{\text{ann.}} f_B(t)$	$\frac{32\pi^2 \rho_s^2 r_s^2}{r_h} \left[\sqrt{1-t^2} + t \left(\arctan \frac{t}{\sqrt{1-t^2}} - \frac{\pi}{2} \right) - \frac{r_h}{r_s} (\sqrt{1-t^2} - t^2 \tanh^{-1} \sqrt{1-t^2}) + \dots \right]$
Bkrt	$2\tilde{\rho}_s^2 r_h \sqrt{1-t^2} \left[1 - \frac{r_h}{\tilde{r}_s} \left(1 + t^2 \frac{\tanh^{-1} \sqrt{1-t^2}}{\sqrt{1-t^2}} \right) + \dots \right]$	$2 h_{\text{Bkrt}}^{\text{ann.}} f_B(t)$	$-\frac{9r_h}{16\tilde{r}_s} \left(2 - t^2 - t^4 \frac{\tanh^{-1} \sqrt{1-t^2}}{\sqrt{1-t^2}} \right) + \dots$

TABLE VI. Brightness halo functions $\hat{H}_{\rho^2}(\theta)$ for DM annihilation.

In section III we focused on the synchrotron emissivity of the dwarf galaxies. Since absorption effects are neglected, obtaining the observable brightness (and flux density) by knowing the emissivity is straightforward. Namely, the generalization of (29) reads

$$I_\nu(\theta) = \frac{Q}{4\pi} \times \hat{H}_{\mathcal{R}}(\theta) \times \mathbf{X}(\nu), \quad (\text{A1})$$

$$S_\nu = \frac{Q}{4\pi} \times \mathcal{H}_{\mathcal{R}} \times \mathbf{X}(\nu), \quad (\text{A2})$$

$$(\text{A3})$$

where, in analogy with (29), $\hat{H}_{\mathcal{R}}$ and $\mathcal{H}_{\mathcal{R}}$ are the regime-dependent brightness and flux-density halo functions of the synchrotron signal. The brightness ($\hat{H}_{\mathcal{R}}$) and flux-density ($\mathcal{H}_{\mathcal{R}}$) halo functions are obtained from $H_{\mathcal{R}}$ as follows

$$\hat{H}_{\mathcal{R}}(\theta) = \int_{-\sqrt{r_h^2 - R^2 \sin^2 \theta}}^{\sqrt{r_h^2 - R^2 \sin^2 \theta}} dl H_{\mathcal{R}} \left(\sqrt{l^2 + R^2 \sin^2 \theta} \right) = \int_{R \sin \theta}^{r_h} \frac{2r H_{\mathcal{R}}(r) dr}{\sqrt{r^2 - R^2 \sin^2 \theta}}, \quad (\text{A4})$$

$$\mathcal{H}_{\mathcal{R}} = 2\pi \int_0^{\arcsin \frac{r_h}{R}} d\theta \sin \theta \hat{H}_{\mathcal{R}}(\theta). \quad (\text{A5})$$

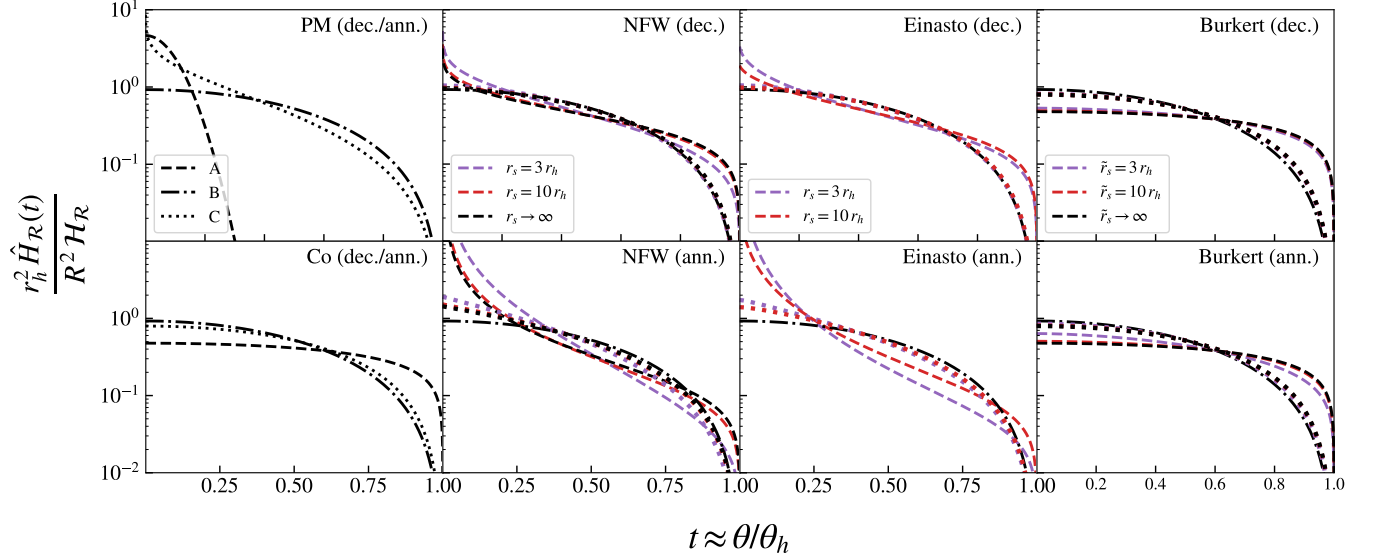


FIG. 7. (Normalized) brightness halo functions for the several DM-mass profiles shown in fig. 1. In the NFW case and for annihilating DM, we included $\mathcal{O}(r_h^2/r_s^2)$ terms so that the positivity of the brightness is not jeopardized by the Taylor expansion.

or, more appropriately in terms of the variable $t = R \sin \theta / r_h \approx \theta / \theta_h$.

$$\hat{H}_{\mathcal{R}}(t) = \int_{-r_h \sqrt{1-t^2}}^{r_h \sqrt{1-t^2}} dl H_{\mathcal{R}} \left(\sqrt{l^2 + r_h^2 t^2} \right) = \int_{r_h t}^{r_h} \frac{2 r H_{\mathcal{R}}(r) dr}{\sqrt{r^2 - r_h^2 t^2}}, \quad (\text{A6})$$

$$\mathcal{H}_{\mathcal{R}} = \frac{2\pi r_h^2}{R^2} \int_0^1 \frac{dt t}{\sqrt{1 - \frac{r_h^2 t^2}{R^2}}} \hat{H}_{\mathcal{R}}(t) = \frac{2\pi r_h^2}{R^2} \int_0^1 dt t \hat{H}_{\mathcal{R}}(t) + \mathcal{O}(r_h^4/R^4). \quad (\text{A7})$$

Note that in our nomenclature, the flux density is integrated over the whole galaxy. In particular, in the regime B

$$\hat{H}_{\mathcal{R}}^B(\theta) \equiv 2 h_{\mathcal{R}} f_B(t),$$

where

$$f_B(t) = \int_t^1 \frac{\sin \pi \tau d\tau}{\sqrt{\tau^2 - t^2}}.$$

The integral (A7) in this case is computable (in the $r_h \ll R$ limit) and yields

$$\mathcal{H}_B = 4 h_{\mathcal{R}} \frac{r_h^2}{R^2}$$

Tables V-VI are the analogues of I-II for the brightness, i. e. brightness halo factors –as functions of t – for several benchmark parametrizations of the dSph halos. This are computed using (A6) and the entries of table I and II. Likewise, we show in the table VII the flux-density factors (obtained using (A7)) and the corresponding half-flux radii for the aforementioned halo models. Fig. 7 is the analogue of 1. Namely, the entries of tables V-VI are plotted as functions of the variable t . Note that we are also including the Einasto model, which brightness factors are obtained numerically.

Appendix B: Generic particle DM models

In this appendix we show the spectral functions $X(\nu)$ defined in (34) for several realistic particle DM models. Namely, in figs. 8-9 we consider the same propagation-parameter sets as in fig. 2 but more sophisticated electron yields. Concretely, we assume in fig 8 that the particle DM model is such that the annihilation/decay produces all charged leptons with the same probability. In fig. 9, instead, b -quark or W -boson particle-antiparticle pair production is the dominant hard process in the annihilation/decay event.

Decay	A		B ⁽¹⁾		C	
	\mathcal{H}_ρ	HFR	\mathcal{H}_ρ	HFR	\mathcal{H}_ρ	HFR
PM	$\frac{M_h}{R^2}$	0	$\frac{2M_h}{R^2}$	0.607 r_h	$\frac{\pi^2 M_h}{6R^2}$	$\frac{r_h}{2}$
C	$\frac{4\pi r_h^3 \rho_h}{3R^2}$	$\frac{r_h}{2^{1/3}}$	$\frac{8\rho_h r_h^3}{\pi R^2}$	0.607 r_h	$\frac{4\pi^3 r_h^3 \rho_h}{45R^2}$	0.64 r_h
NFW	$8\pi\rho_s \frac{r_h^2}{R^2} \left(1 - \frac{4}{3} \frac{r_h}{r_s} + \dots\right)$	$\left(\frac{1}{\sqrt{2}} - \frac{\sqrt{2}-1}{6} \frac{r_h}{r_s} + \dots\right) r_h$	$4h_{\text{NFW}}^{\text{dec.}} \frac{r_h^2}{R^2}$	0.607 r_h	$\frac{2\pi^3 \rho_s r_s r_h^2}{3R^2} \left(1 - \frac{16}{15} \frac{r_h}{r_s} + \dots\right)$	$0.614 r_h \left(1 - 0.051 \frac{r_h}{r_s} + \dots\right)$
Bkrt	$\frac{4\pi^3 \tilde{\rho}_s}{3R^2} \left(1 - \frac{3}{4} \frac{r_h}{r_s} + \dots\right)$	$\frac{r_h}{2^{1/3}} \left(1 - \frac{(2^{1/3}-1)r_h}{4 \times 2^{2/3} r_s} + \dots\right)$	$4h_{\text{Bkrt}}^{\text{dec.}} \frac{r_h^2}{R^2}$	0.607 r_h	$\frac{4\pi^3 \tilde{\rho}_s}{45R^2} \left(1 - \frac{5}{8} \frac{r_h}{r_s} + \dots\right)$	$0.643 r_h \left(1 - 0.021 \frac{r_h}{r_s}\right)$

Annihilation	A		B ⁽¹⁾		C	
	\mathcal{H}_{ρ^2}	HFR	\mathcal{H}_{ρ^2}	HFR	\mathcal{H}_{ρ^2}	HFR
PM	$\frac{K_{\text{pm}}}{R^2}$	0	$\frac{2K_{\text{pm}}}{R^2}$	0.607 r_h	$\frac{\pi^2 K_{\text{pm}}}{6R^2}$	$\frac{r_h}{2}$
C	$\frac{4\pi r_h^3 \rho_h^2}{3R^2}$	$\frac{r_h}{2^{1/3}}$	$\frac{8\rho_h^3 r_h^3}{\pi R^2}$	0.607 r_h	$\frac{4\pi^3 r_h^3 \rho_h^2}{45R^2}$	0.643 r_h
NFW	$\frac{64\pi \rho_s^2 r_s^2 r_h}{R^2} \left(1 - 2 \frac{r_h}{r_s} + \dots\right)$	$\frac{r_h}{2} \left(1 - \frac{r_h}{r_s} + \dots\right)$	$4h_{\text{NFW}}^{\text{ann.}} \frac{r_h^2}{R^2}$	0.607 r_h	$\frac{64\pi^3 \rho_s^2 r_s^2 r_h}{9R^2} \left(1 - \frac{3}{2} \frac{r_h}{r_s} + \dots\right)$	$0.572 \left(1 - 0.12 \frac{r_h}{r_s} + \dots\right)$
Bkrt	$\frac{4\pi^3 \tilde{\rho}_s^2}{3R^2} \left(1 - \frac{3}{2} \frac{r_h}{r_s} + \dots\right)$	$\frac{r_h}{2^{1/3}} \left(1 - \frac{(2^{1/3}-1)r_h}{4 \times 2^{2/3} r_s} + \dots\right)$	$4h_{\text{Bkrt}}^{\text{ann.}} \frac{r_h^2}{R^2}$	0.607 r_h	$\frac{4\pi^3 \tilde{\rho}_s^2}{45R^2} \left(1 - \frac{5}{4} \frac{r_h}{r_s} + \dots\right)$	$0.643 r_h \left(1 - 0.042 \frac{r_h}{r_s} + \dots\right)$

TABLE VII. Flux density halo factors and their corresponding half-flux radii for DM decay and annihilation.

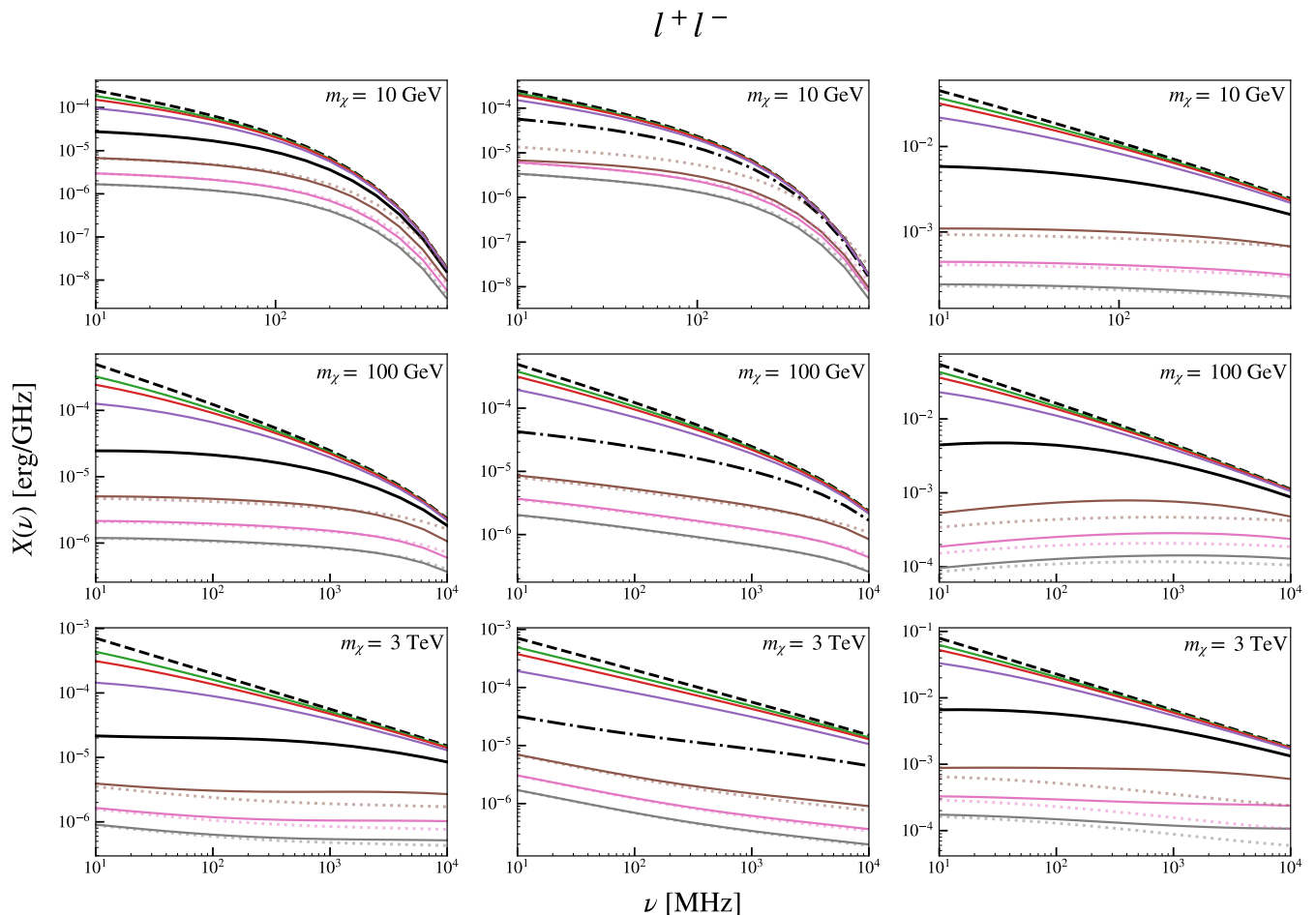


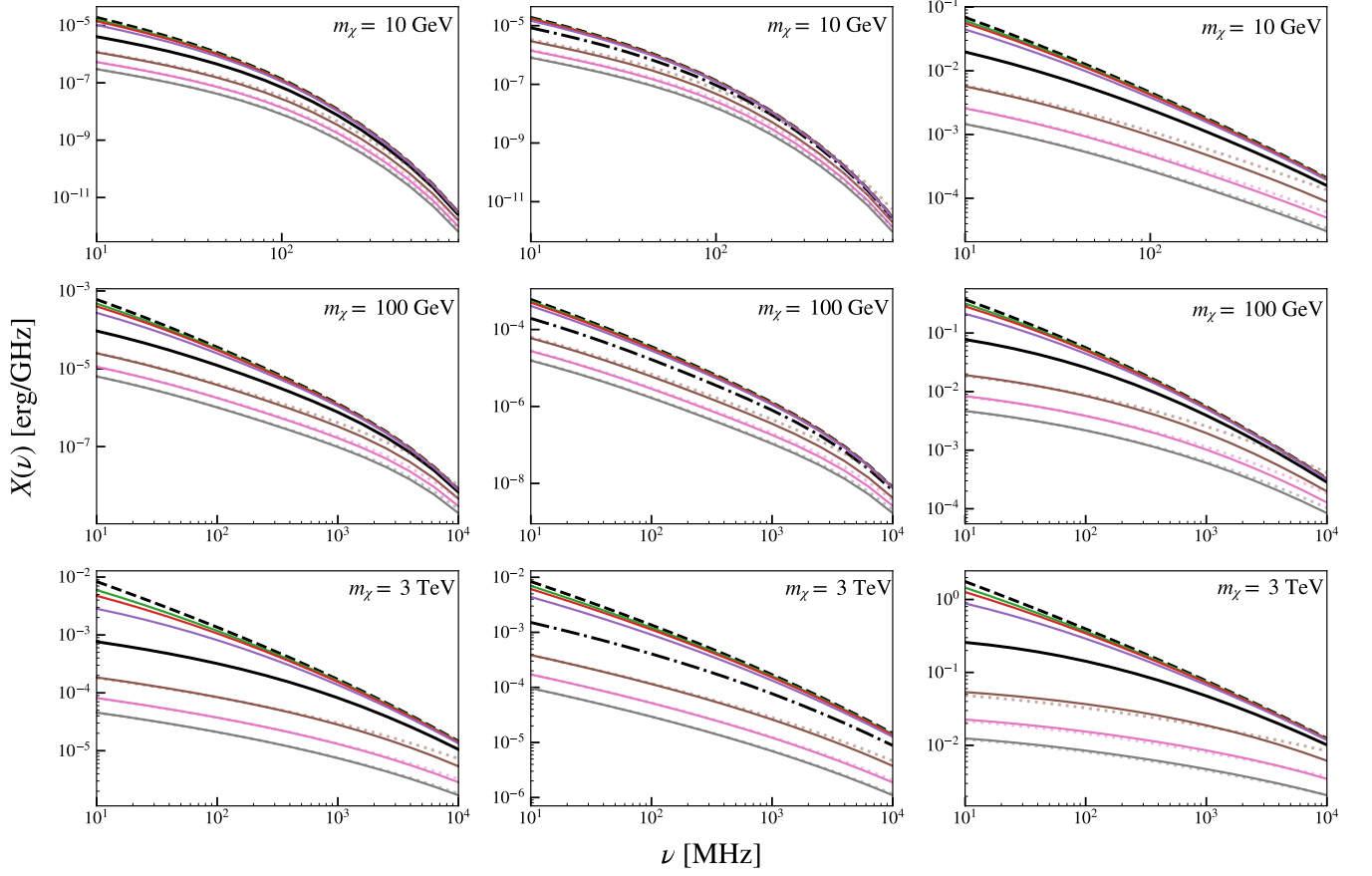
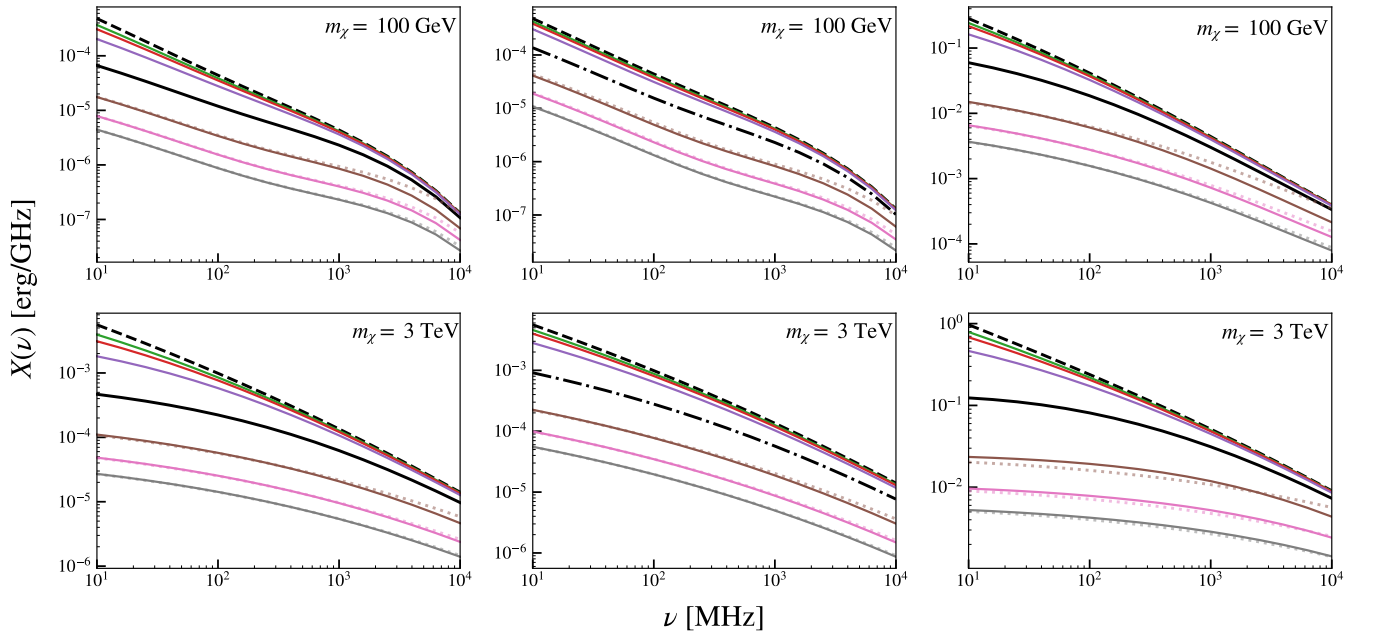
FIG. 8. Spectral functions $X(\nu)$ (l^+l^- final state) for several DM masses. Color and dashing as in fig. 2.

Appendix C: Method-of-images formula

The solution of the transport equation (6) in terms of the Green's function (22) is the fundamental cornerstone of the results presented in this work. In this appendix we would like to contrast this picture with the strategy that has traditionally been employed so far. Namely, integrating (20) using the the first few terms of the method-of-images (MoI) solution (21). For simplicity, we shall consider those cases where the r' integral in (20) (using (21) for the Green's function) can be analytically computed: point-mass, constant-density and NFW profiles. In the latter case we assume that $r_s \rightarrow \infty$ limit and that DM decay is the process of interest.

The formulas are shown below and plotted in fig. 10 for the monochromatic electron injection ($m_{\text{DM}} = 100$ GeV for DM decay) and a much heavier DM particle ($m_{\text{DM}} = 6$ TeV) that decays primarily into a W^+W^- pair. The benchmark set of transport-model parameters and the frequency $\nu = 150$ MHz is adopted in the computations. For the sake of generality we omitted the units on the (logarithmically scaled) emissivity axis. However, since some quantitative discussions are in order, we shall refer to some ratios between the several results included in the figure in our examinations below.

Specifically, the results displayed in fig. 10 demonstrate that indeed the formulas (21) and (22) are equivalent. However, the regimes of convergence are different. More concretely, we see that for the PM model, the MoI solution reproduces (at its leading order $k = 0$) the small- r behaviour of the emissivity while the Fourier representation requires infinite modes in order to reproduce the expected r^{-1} singularity of the full solution. Instead, the (22) (or (36)) emissivity features a core whose radius is inversely proportional to N . The physical interpretation is that the N -th order Fourier expansion (36) can satisfactorily describe length scales of the system that are larger than $k_N^{-1} \sim \mathcal{O}(r_h/N)$, where k_N is the wavenumber that is associated with the N -nth mode. As discussed above, a similar phenomenon also happens in the case of DM annihilation in an NFW halo. In that case the singularity is much shallower $\ln(r)$. Nevertheless, in practice this limitation of (36) is irrelevant because of the finiteness of the angular

$b\bar{b}$  $W^+ W^-$ FIG. 9. Same as fig. 8 but for the $W^+ W^-$ and $b\bar{b}$ final states.

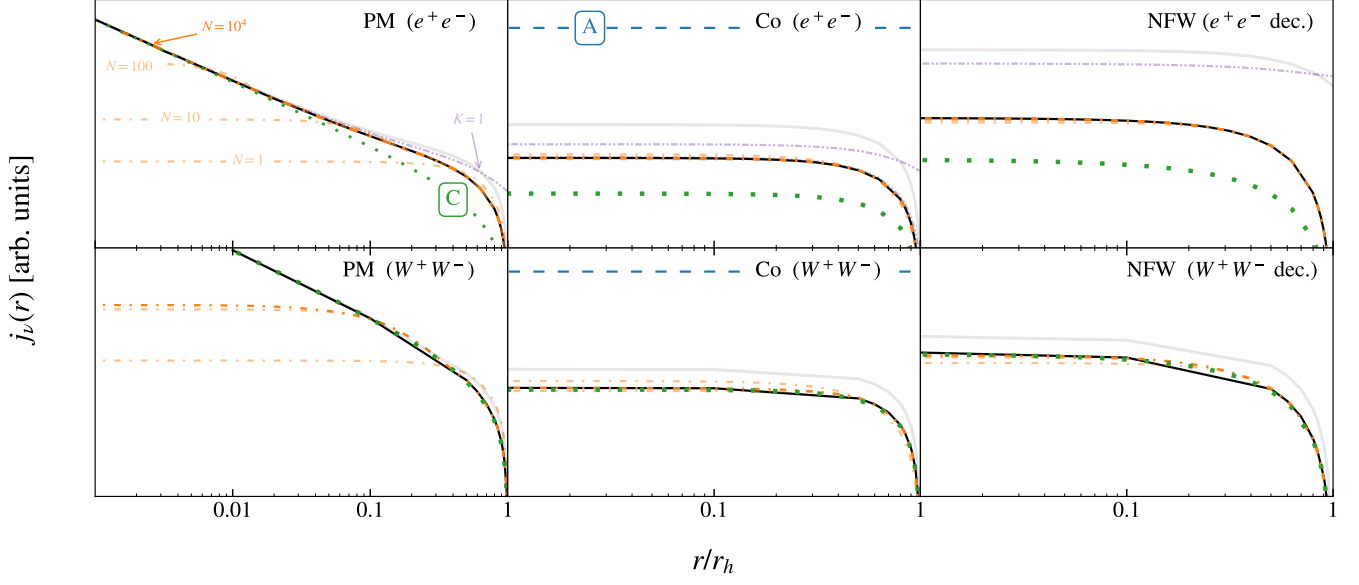


FIG. 10. Emissivity predictions ($\nu = 150$ MHz and benchmark transport parameters) using (20) with the MoI representation of the Green's function (solid black) and the Fourier one (dot-dashed orange) for $m_{\text{DM}} = 100$ GeV (upper panels) and 6 TeV (lower panels) DM particles decaying respectively into e^+e^- and W^+W^- pairs. Dot-dot-dashed purple lines show contributions of the leading term in the MoI series. Correspondingly, lighter dot-dashed orange lines represent the incomplete Fourier series (truncation order indicated in each curve). Dashed blue and dotted green curves are obtained using the A and C approximation respectively. Light gray curves are instead obtained using the *old MoI* formula.

resolution of the telescopes.

On the other hand, the convergence of the MoI formula is worst at larger values of r and for all r in the constant DM density and NFW models. In particular, the boundary condition at $r = r_h$ is satisfied only approximately. We also compared our results with those that are obtained by the *old MoI* Green's function

$$\frac{r'}{r} G_{r_h}^{\text{old}}(\Delta\lambda^2, r, r') = \frac{\Theta(\Delta\lambda^2)}{\sqrt{4\pi\Delta\lambda^2}} \sum_{m=-\infty}^{\infty} \frac{r'}{r - 2mr_h} (-1)^m \left(e^{-\frac{(r-r'-2mr_h)^2}{4\Delta\lambda^2}} - e^{-\frac{(r+r'-2mr_h)^2}{4\Delta\lambda^2}} \right). \quad (\text{C1})$$

Considering that the $m = 0$ term of this series agrees with (21), we find that the *old MoI* formula does not deviate much from the correct result when cusped (PM and NFW/ann.) profiles are considered. However, it fails for those profiles that are shallower. Numerically, we find that the *old MoI* prediction is a factor ~ 3 larger than the correct answer in the case of the constant-density model. For the NFW model (decay), the *old MoI* formula does not converge. The (gray) curves on the rightmost panels have been obtained by truncating the series (C4) at the value $K = 10$.

1. Point mass

Assuming for concreteness DM annihilation, the MoI solution for this profile is given by

$$\begin{aligned} n_e^{\text{DD}}(r, E) &= \frac{\langle\sigma v\rangle K_{\text{pm}}}{2m_{\text{DM}}^2 b(E)} \sum_{k=-\infty}^{\infty} \frac{r - 2kr_h}{(4\pi\Delta\lambda^2(E))^{3/2} r} e^{-\frac{(r-2kr_h)^2}{4\Delta\lambda^2(E)}} \\ &\simeq \frac{\langle\sigma v\rangle K_{\text{pm}} e^{-\frac{r^2}{4\Delta\lambda^2(E)}}}{2m_{\text{DM}}^2 b(E) (4\pi\Delta\lambda^2(E))^{3/2}} \left(1 + 2e^{-\frac{r_h^2}{\Delta\lambda^2(E)}} \cosh\left(\frac{r_h r}{\Delta\lambda^2(E)}\right) \right. \\ &\quad \left. - \frac{4r_h e^{-\frac{r_h^2}{\Delta\lambda^2(E)}}}{r} \sinh\left(\frac{r_h r}{\Delta\lambda^2(E)}\right) + \dots \right). \end{aligned} \quad (\text{C2})$$

For DM decay, the formula is analogue: $\langle\sigma v\rangle K_{\text{pm}}/(2m_{\text{DM}}^2)$ should be substituted by $M_h/(m_{\text{DM}}\tau)$.

2. Constant-density profile

In this case the solution is given by

$$\begin{aligned} n_e^C(r, E) &= \frac{\langle \sigma v \rangle \rho_h^2}{2m_{\text{DM}}^2 b(E)} \left\{ 1 + \frac{r_h}{r} \lim_{K \rightarrow \infty} \sum_{k=-K}^{K+1} \operatorname{erf} \left(\frac{(2k-1)r_h - r}{2\Delta\lambda(E)} \right) \right\} \\ &= \frac{\langle \sigma v \rangle \rho_h^2}{2m_{\text{DM}}^2 b(E)} \left[1 + \frac{r_h}{r} \left(\operatorname{erf} \left(\frac{r_h - r}{2\Delta\lambda(E)} \right) - \operatorname{erf} \left(\frac{r_h + r}{2\Delta\lambda(E)} \right) + \dots \right) \right]. \end{aligned} \quad (\text{C3})$$

As in the former case, this is also valid for DM decay once the following substitution is made: $\langle \sigma v \rangle \rho_h^2 / (2m_{\text{DM}}^2)$ should be substituted by $\rho_h / (m_{\text{DM}} \tau)$.

3. NFW profile

The solution (20) for decaying DM in an NFW halo and in the $r_s \gg r_h$ limit is given by

$$n_e^{\text{NFW}}(r, E) = \frac{4\rho_s r_s}{b(E) m_{\text{DM}} \tau} \frac{1}{r} \lim_{K \rightarrow \infty} \sum_{k=-K}^K (-1)^k \operatorname{erf} \left(\frac{kr_h + r}{2\Delta\lambda(E)} \right). \quad (\text{C4})$$

In contrast with the former two cases, there is no simple analytical solution if DM annihilation is the process of interest.

Appendix D: RMS noise and signal upper bounds

In this appendix we derive a very simple formula that allows the user to estimate upper bounds on e. g. the annihilation rate $\langle \sigma v \rangle$ in some WIMP model, that can be placed by the non-observation of a given dwarf galaxy. Specifically, by using the non-observation root-mean-square (RMS) Φ_{rms} value of the noise, the telescope beam size Ω_B and the total area of the image Ω_T , the 2σ formula for the upper bound on the signal prediction Φ_S we want to prove is given by

$$\Phi_S \lesssim \sqrt{2.71 \times \frac{\Omega_B}{(1-f)f\Omega_T}} \Phi_{\text{rms}} \simeq 1.64 \frac{\Phi_{\text{rms}}}{\sqrt{N_{\text{beams}}}}, \quad (\text{D1})$$

where $f\Omega_T$ is the angular extension of the signal and, thus, $N_{\text{beams}} \equiv f\Delta\Omega_T/\Delta\Omega_B$ is the effective number of beams that are necessary to enclose the signal. The last equality is of course valid provided $f \ll 1$.

In order to prove (D1), we first discretize the image and the data. Specifically, we assume that for every pixel $i = 1, \dots, N$ the telescope measures a “number” X_i of events after some given time. Each element in the dataset $\{X_i\}_{i=1}^N$ is also assumed to follow a Poisson process with a Poisson parameter λ common for all i 's. In the high-statistics limit (assumed throughout) the root mean square (RMS) deviation of the whole data σ_{rms} is given by $\sqrt{\lambda}$ and also $\lambda = (1/N) \sum_{i=1}^N X_i$.

Next, we pose the following problem: given a top-hat signal model $X_i = S$ if $i \leq fN$ and zero otherwise, what are the bounds on the parameter S that can be obtained by fitting this signal (plus background) to the noisy data $\{X_i\}_{i=1}^N$? The background model $B \approx \lambda$ is assumed to be the same for all pixels.

In order to address the above question, we perform a likelihood ratio test on the model. Let $C = S + B$ so that the likelihood function is given by

$$\mathcal{L}(S, B) = \prod_{i=1}^{fN} \frac{C^{X_i} e^{-C}}{X_i!} \times \prod_{j=fN+1}^N \frac{B^{X_j} e^{-B}}{X_j!}. \quad (\text{D2})$$

Since the subsets $\{X_i\}_{i=1}^{fN}$ and $\{X_j\}_{j=fN+1}^N$ are statistically independent, the maximum likelihood is reached when $C = B = \lambda$ ($\hat{S} = 0$). Thus,

$$\frac{\mathcal{L}(S, B)}{\mathcal{L}_{\text{max}}} = \left(\frac{B+S}{\lambda} \right)^{fN\lambda} e^{-fN(B+S-\lambda)} \left(\frac{B}{\lambda} \right)^{(1-f)N\lambda} e^{-(1-f)N(B-\lambda)}, \quad (\text{D3})$$

and the test-statistics function is given by

$$\text{TS} = -2 \log \frac{\mathcal{L}(S, B^*)}{\mathcal{L}_{\max}} = 2N \left\{ B^* + fS - \lambda - f\lambda \log \left(\frac{B^* + S}{\lambda} \right) - (1-f)\lambda \log \left(\frac{B^*}{\lambda} \right) \right\}, \quad (\text{D4})$$

where B^* is the value that, for fixed S , minimizes (D3):

$$B^* = \lambda - fS + f(1-f) \frac{S^2}{\lambda} + \mathcal{O}(S^3/\lambda^2). \quad (\text{D5})$$

After a rather lengthy expansion in S of the terms of (D4) where all terms of $\mathcal{O}(S^0)$ and $\mathcal{O}(S^1)$ cancel with each other, we obtain

$$\text{TS} = (1-f)fN \frac{S^2}{\lambda} + \mathcal{O}(S^3/\lambda^2). \quad (\text{D6})$$

The 2σ upper bound is thus obtained by substituting $\text{TS} = 2.7055\dots$ in the above equation. This value for TS solves the equation $1 - \Gamma(1/2, \text{TS}/2)/\sqrt{\pi} = 90\%$ and it corresponds to the one-sided exclusion of the model at a 95% confidence level. Therefore,

$$S_{2\sigma} = \sqrt{2.7055\dots} \frac{\sigma_{\text{rms}}}{\sqrt{f(1-f)N}}, \quad (\text{D7})$$

QED.

- [1] Syrovatskii S. I., 1959, SvA, 3, 22
- [2] G. Jungman, M. Kamionkowski, and K. Griest, Phys. Rept. **267**, 195 (1996), arXiv:hep-ph/9506380 [hep-ph].
- [3] C. Pérez de los Heros, (2020), arXiv:2008.11561 [astro-ph.HE].
- [4] R. K. Leane, T. R. Slatyer, J. F. Beacom, and K. C. Y. Ng, Phys. Rev. **D98**, 023016 (2018), arXiv:1805.10305 [hep-ph].
- [5] G. Bertone and M. P. Tait, Tim, Nature **562**, 51 (2018), arXiv:1810.01668 [astro-ph.CO].
- [6] G. Arcadi, M. Dutra, P. Ghosh, M. Lindner, Y. Mambrini, M. Pierre, S. Profumo, and F. S. Queiroz, Eur. Phys. J. C **78**, 203 (2018), arXiv:1703.07364 [hep-ph].
- [7] F. Kahlhoefer, Int. J. Mod. Phys. A **32**, 1730006 (2017), arXiv:1702.02430 [hep-ph].
- [8] J. Bramante, N. Desai, P. Fox, A. Martin, B. Ostdiek, and T. Plehn, Phys. Rev. D **93**, 063525 (2016), arXiv:1510.03460 [hep-ph].
- [9] M. Ackermann *et al.* (Fermi-LAT), Phys. Rev. Lett. **115**, 231301 (2015), arXiv:1503.02641 [astro-ph.HE].
- [10] M. L. Ahnen *et al.* (Fermi-LAT, MAGIC), JCAP **1602**, 039 (2016), arXiv:1601.06590 [astro-ph.HE].
- [11] V. Berezhinsky, A. Gurevich, and K. Zybin, Phys. Lett. B **294**, 221 (1992).
- [12] V. Berezhinsky, A. Bottino, and G. Mignola, Phys. Lett. **B325**, 136 (1994), arXiv:hep-ph/9402215 [hep-ph].
- [13] P. Gondolo, Phys. Lett. **B494**, 181 (2000), arXiv:hep-ph/0002226 [hep-ph].
- [14] G. Bertone, G. Sigl, and J. Silk, Mon. Not. Roy. Astron. Soc. **326**, 799 (2001), arXiv:astro-ph/0101134 [astro-ph].
- [15] R. Aloisio, P. Blasi, and A. V. Olinto, JCAP **0405**, 007 (2004), arXiv:astro-ph/0402588 [astro-ph].
- [16] M. Asano, T. Bringmann, G. Sigl, and M. Vollmann, Phys. Rev. D **87**, 103509 (2013), arXiv:1211.6739 [hep-ph].
- [17] T. Bringmann, M. Vollmann, and C. Weniger, Phys. Rev. D **90**, 123001 (2014), arXiv:1406.6027 [astro-ph.HE].
- [18] C. Tyler, Phys. Rev. **D66**, 023509 (2002), arXiv:astro-ph/0203242 [astro-ph].
- [19] S. Colafrancesco, S. Profumo, and P. Ullio, Phys. Rev. D **75**, 023513 (2007), arXiv:astro-ph/0607073.
- [20] K. Spekkens, B. S. Mason, J. E. Aguirre, and B. Nhan, Astrophys. J. **773**, 61 (2013), arXiv:1301.5306 [astro-ph.CO].
- [21] A. Natarajan, J. B. Peterson, T. C. Voytek, K. Spekkens, B. Mason, J. Aguirre, and B. Willman, Phys. Rev. D **88**, 083535 (2013), arXiv:1308.4979 [astro-ph.CO].
- [22] M. Regis, L. Richter, S. Colafrancesco, M. Massardi, W. de Blok, S. Profumo, and N. Orford, Mon. Not. Roy. Astron. Soc. **448**, 3731 (2015), arXiv:1407.5479 [astro-ph.GA].
- [23] M. Regis, L. Richter, S. Colafrancesco, S. Profumo, W. de Blok, and M. Massardi, Mon. Not. Roy. Astron. Soc. **448**, 3747 (2015), arXiv:1407.5482 [astro-ph.GA].
- [24] M. Regis, S. Colafrancesco, S. Profumo, W. J. G. de Blok, M. Massardi, and L. Richter, JCAP **1410**, 016 (2014), arXiv:1407.4948 [astro-ph.CO].
- [25] A. Natarajan, J. E. Aguirre, K. Spekkens, and B. S. Mason, (2015), arXiv:1507.03589 [astro-ph.CO].
- [26] M. Regis, L. Richter, and S. Colafrancesco, JCAP **07**, 025 (2017), arXiv:1703.09921 [astro-ph.HE].
- [27] A. Kar, S. Mitra, B. Mukhopadhyaya, T. R. Choudhury, and S. Tingay, Phys. Rev. D **100**, 043002 (2019), arXiv:1907.00979 [astro-ph.HE].
- [28] R. H. W. Cook, N. Seymour, K. Spekkens, N. Hurley-Walker, P. J. Hancock, M. E. Bell, J. R. Callingham, B. Q. For, T. M. O. Franzen, B. M. Gaensler, L. Hindson, M. Johnston-Hollitt, A. D. Kapińska, J. Morgan, A. R. Offringa, P. Procopio, L. Staveley-Smith, R. B. Wayth, C. Wu, and Q. Zheng, MNRAS **494**, 135 (2020), arXiv:2003.06104 [astro-ph.GA].

- [29] M. Vollmann, V. Heesen, T. W. Shimwell, M. J. Hardcastle, M. Brüggem, G. Sigl, and H. J. A. Röttgering, *MNRAS* **496**, 2663 (2020), arXiv:1909.12355 [astro-ph.HE].
- [30] P. Bhattacharjee, D. Choudhury, K. Das, D. K. Ghosh and P. Majumdar, [arXiv:2011.08917 [hep-ph]].
- [31] F. Aharonian et al, arXiv e-prints, arXiv:1301.4124 (2013), arXiv:1301.4124 [astro-ph.IM].
- [32] A. Kar, S. Mitra, B. Mukhopadhyaya, and T. R. Choudhury, *Phys. Rev. D* **99**, 021302 (2019), arXiv:1808.05793 [hep-ph].
- [33] G. Beck, *Galaxies* **7**, 16 (2019), arXiv:2007.01689 [astro-ph.HE].
- [34] A. Kar, S. Mitra, B. Mukhopadhyaya, and T. R. Choudhury, *Phys. Rev. D* **101**, 023015 (2020), arXiv:1905.11426 [hep-ph].
- [35] J. Cembranos, A. De La Cruz-Dombriz, V. Gammaldi, and M. Méndez-Isla, *Phys. Dark Univ.* **27**, 100448 (2020), arXiv:1905.11154 [hep-ph].
- [36] B. Dutta, A. Kar, and L. E. Strigari, (2020), arXiv:2010.05977 [astro-ph.HE].
- [37] S. Colafrancesco, S. Profumo, and P. Ullio, *Astron. Astrophys.* **455**, 21 (2006), arXiv:astro-ph/0507575.
- [38] T. Jeltema and S. Profumo, *Astrophys. J.* **686**, 1045 (2008), arXiv:0805.1054 [astro-ph].
- [39] Q. Yuan, X. Bi, F. Huang, and X. Chen, *JCAP* **10**, 013 (2009), arXiv:0902.4294 [astro-ph.CO].
- [40] A. Calvez, W. Essey, M. Fairbairn, A. Kusenko, and M. Loewenstein, *Astropart. Phys.* **35**, 185 (2011), arXiv:1003.1113 [astro-ph.HE].
- [41] F. Huang, X. Chen, Q. Yuan, and X. Bi, *JCAP* **11**, 025 (2010), arXiv:1005.2325 [astro-ph.CO].
- [42] S. Colafrancesco, P. Marchegiani, and G. Beck, *JCAP* **02**, 032 (2015), arXiv:1409.4691 [astro-ph.CO].
- [43] G. Beck and S. Colafrancesco, *JCAP* **05**, 013 (2016), arXiv:1508.01386 [astro-ph.CO].
- [44] P. Marchegiani and S. Colafrancesco, *JCAP* **11**, 033 (2016), arXiv:1610.00568 [astro-ph.CO].
- [45] A. McDaniel, T. Jeltema, S. Profumo, and E. Storm, *JCAP* **09**, 027 (2017), arXiv:1705.09384 [astro-ph.HE].
- [46] A. McDaniel, T. Jeltema, and S. Profumo, *Phys. Rev. D* **97**, 103021 (2018), arXiv:1802.05258 [astro-ph.HE].
- [47] A. McDaniel, T. Jeltema, and S. Profumo, *Phys. Rev. D* **100**, 023014 (2019), arXiv:1903.06833 [astro-ph.HE].
- [48] P. Bhattacharjee, P. Majumdar, M. Das, S. Das, S. Biswas, and P. S. Joarder, (2019), arXiv:1911.00369 [astro-ph.HE].
- [49] A. Kar, B. Mukhopadhyaya, S. Tingay, B. McKinley, M. Haverkorn, S. McSweeney, N. Hurley-Walker, S. Mitra, and T. R. Choudhury, *Phys. Dark Univ.* **30**, 100689 (2020), arXiv:2005.11962 [astro-ph.HE].
- [50] *Physik in unserer Zeit* **7**, 128 (1976).
- [51] G. B. Rybicki and A. P. Lightman, *Radiative processes in astrophysics* (1979).
- [52] M. S. Longair, *High Energy Astrophysics, by Malcolm S. Longair, pp. 436. ISBN 0521387736. Cambridge, UK: Cambridge University Press, March 1992.* (1992).
- [53] M. Vollmann, *Phenomenology of Dark Matter from Radio to Gamma Ray Frequencies*, Ph.D. thesis, U. Hamburg, Dept. Phys., Hamburg (2015).
- [54] S. A. Kaplan and V. N. Tsytovich, *Plasma astrophysics* (1973).
- [55] J. Einasto, *Trudy Astrofizicheskogo Instituta Alma-Ata* **5**, 87 (1965).
- [56] L. Hernquist, *Astrophys. J.* **356**, 359 (1990).
- [57] W. Dehnen, *Mon. Not. Roy. Astron. Soc.* **265**, 250 (1993).
- [58] H. Zhao, *Mon. Not. Roy. Astron. Soc.* **278**, 488 (1996), arXiv:astro-ph/9509122.
- [59] J. F. Navarro, C. S. Frenk, and S. D. White, *Astrophys. J.* **490**, 493 (1997), arXiv:astro-ph/9611107.
- [60] A. Burkert, *IAU Symp.* **171**, 175 (1996), arXiv:astro-ph/9504041.
- [61] G. D. Martinez, *MNRAS* **451**, 2524 (2015), arXiv:1309.2641 [astro-ph.GA].
- [62] L. J. Chang and L. Necib, (2020), arXiv:2009.00613 [astro-ph.CO].
- [63] S.-i. Horigome, K. Hayashi, M. Ibe, M. N. Ishigaki, S. Matsumoto, and H. Sugai, (2020), arXiv:2002.04866 [astro-ph.GA].
- [64] A. Alvarez, F. Calore, A. Genina, J. Read, P. D. Serpico, and B. Zaldivar, *JCAP* **09**, 004 (2020), arXiv:2002.01229 [astro-ph.HE].
- [65] A. Chiappo, J. Cohen-Tanugi, J. Conrad, and L. Strigari, *Mon. Not. Roy. Astron. Soc.* **488**, 2616 (2019), arXiv:1810.09917 [astro-ph.GA].
- [66] A. B. Pace and L. E. Strigari, *Mon. Not. Roy. Astron. Soc.* **482**, 3480 (2019), arXiv:1802.06811 [astro-ph.GA].
- [67] T. Sjöstrand, S. Ask, J. R. Christiansen, R. Corke, N. Desai, P. Ilten, S. Mrenna, S. Prestel, C. O. Rasmussen, and P. Z. Skands, *Comput. Phys. Commun.* **191**, 159 (2015), arXiv:1410.3012 [hep-ph].
- [68] J. Bellm *et al.*, *Eur. Phys. J. C* **76**, 196 (2016), arXiv:1512.01178 [hep-ph].
- [69] T. Bringmann, J. Edsjö, P. Gondolo, P. Ullio, and L. Bergström, *JCAP* **07**, 033 (2018), arXiv:1802.03399 [hep-ph].
- [70] G. Bélanger, F. Boudjema, A. Goudelis, A. Pukhov, and B. Zaldivar, *Comput. Phys. Commun.* **231**, 173 (2018), arXiv:1801.03509 [hep-ph].
- [71] M. Cirelli, G. Corcella, A. Hektor, G. Hutsi, M. Kadastik, P. Panci, M. Raidal, F. Sala, and A. Strumia, *JCAP* **03**, 051 (2011), [Erratum: *JCAP* **10**, E01 (2012)], arXiv:1012.4515 [hep-ph].
- [72] V. L. Ginzburg and V. S. Ptuskin, *Reviews of Modern Physics* **48**, 161 (1976).
- [73] N. Leite, R. Reuben, G. Sigl, M. H. G. Tytgat, and M. Vollmann, *JCAP* **11**, 021 (2016), arXiv:1606.03515 [astro-ph.GA].
- [74] P. Marchegiani, *MNRAS* **488**, 1401 (2019), arXiv:1906.12154 [astro-ph.HE].
- [75] A. Strong and I. Moskalenko, *Astrophys. J.* **509**, 212 (1998), arXiv:astro-ph/9807150.
- [76] C. Evoli, D. Gaggero, A. Vittino, G. Di Bernardo, M. Di Mauro, A. Ligorini, P. Ullio, and D. Grasso, *JCAP* **02**, 015 (2017), arXiv:1607.07886 [astro-ph.HE].
- [77] C. Evoli, D. Gaggero, D. Grasso, and L. Maccione, *JCAP* **10**, 018 (2008), [Erratum: *JCAP* **04**, E01 (2016)], arXiv:0807.4730 [astro-ph].
- [78] A. W. Strong, I. V. Moskalenko, and V. S. Ptuskin, *Annual Review of Nuclear and Particle Science* **57**, 285–327 (2007).
- [79] A. Kolmogorov, *Akademiia Nauk SSSR Doklady* **30**, 301 (1941).

- [80] R. H. Kraichnan, *Phys. Fluids* **8**, 1385 (1965).
- [81] N. Weinrich, Y. Génolini, M. Boudaud, L. Derome, and D. Maurin, *Astronomy & Astrophysics* **639**, A131 (2020).
- [82] J. Wu and H. Chen, *Physics Letters B* **789**, 292–299 (2019).
- [83] C. Evoli, R. Aloisio, and P. Blasi, *Physical Review D* **99** (2019), 10.1103/physrevd.99.103023.
- [84] G. Jóhannesson *et al.*, *Astrophys. J.* **824**, 16 (2016), arXiv:1602.02243 [astro-ph.HE].
- [85] M. Korsmeier and A. Cuoco, *Physical Review D* **94** (2016), 10.1103/physrevd.94.123019.
- [86] A. A. Ruzmaikin, D. D. Sokolov, and A. M. Shukurov, *Magnetic Fields of Galaxies*, Vol. 133 (1988).
- [87] W. D. Cotton, J. J. Condon, and E. Arbiziani, *Astrophysical Journal, Supplement* **125**, 409 (1999).