

# A Finite Element Scheme for an Initial Value Problem

Vassilios K Kalpakides

Department of Materials Science and Engineering,  
University of Ioannina, Ioannina, GR-45110, Greece

## Abstract

A new Hamilton principle of convolutional type, completely compatible with the initial conditions of an IVP, has been proposed in a recent publication [12]. In the present paper the possible use of this principle for the formulation of a FE scheme adjusted to dynamical problems is investigated. To this end, a FE scheme based on a convolutional extremum principle for the harmonic oscillator – used as an exemplary initial value problem – is developed and presented in detail. Besides, from the local finite element analysis a recurrent (one-step) algorithm arises which provides an approximate solution to the IVP, as well. The succeeded schemes are computationally tested for both free and forced vibration problems.

**Keywords:** FEM, initial value problem, convolution, Hamilton principle

## 1 Introduction

It is widely accepted that the initial value problems do not admit appropriate variational principles like the corresponding boundary value ones. This is due to the fact that the differential operator of dynamical problems, on account of the initial conditions, are not symmetric. If one considers solely the differential operator, independently of the initial conditions, it might be symmetric in some cases. Then it will be referred to as *formally symmetric* [18] and the formulation of a variational principle of Hamilton's type is possible. However, the initial conditions can not emerge from the variational principle and must be artificially imposed on the differential equation.

As Tonti remarked in [18], the notion of symmetry is defined with respect to a

bilinear form, often hidden in the background. Apparently, for differential operators, the symmetry is defined with respect to the  $L^2$  inner product. Thus more precisely, one can state that *the operators of the initial value problems are not symmetric with respect to the symmetry rising from the  $L^2$  inner product*. In other words, symmetry is not an inherent property of an operator; it should be regarded with respect to any specific bilinear form. An operator which is not symmetric with respect to the inner product, might be symmetric with respect to another bilinear form.

From this viewpoint, Gurtin's attempt [9, 10, 11] to formulate variational principles for viscoelasticity and elastodynamics using the convolution was quite interesting. The same approach, a little improved, was followed Reddy [16, 17] and later by a great number of authors [3, 2, 4, 7, 6, 5, 13, 14, 15] establishing so what one can call *convolutional variational principles* [1]. Actually, in these works the new variational principles have been obtained by the use of the convolution bilinear form instead of the standard one induced by  $L^2$  inner product.

Once a convolutional variational principle for an initial value problem has been obtained, one may wonder whether or not it is possible to develop a finite element scheme analogous to the standard one for boundary value problems. Dargush [4] and his co-workers [13, 6, 5, 8] have presented quite interesting work in this direction. They exploited their mixed convolutional variational principles to conclude in FE approximation schemes for initial-boundary value problems. However, as concerns time evolution, these schemes are one-step marching algorithms and, to our best knowledge, the question on the possibility of a true FE scheme for the unified space-time continuum remains unanswered.

The present work is a contribution towards answering this question. Here the possibility for the formulation of a true FE scheme for the time continuum is proved, in other words, a formulation of a FE scheme for an initial value problem is presented. Following up an earlier work [12], where a generalized Hamilton's principle in a convolutional form had been proposed, we present a fully developed finite element formulation which provides an approximate solution to the variational equation. A second approximate scheme is produced as a by-product of the FE formulation process. The local algebraic system that is formulated for the needs of the FE analysis provides a recurrent formula, like that one of [4], upon which a one-step algorithm is fully developed, as well. It is worth remarking that the adopted convolutional symmetry is "transferred" to the finite dimensional version of the problem, where it appears as symmetry with respect to the second diagonal of the global stiffness matrix.

In Section 2, some basic definitions and propositions are recalled and wherever necessary are proved. A new definition for the convolution at a subdomain (element) as well as a corresponding variational principle at element level are provided. Also, the partition of the initial variational problem into a finite number of variational problems, one for each element, is presented. In Section 3, the FE scheme is analytically developed. First, a typical FE analysis is presented; starting from the element level, the local systems are formulated and appropriately assembled to the global algebraic system. Next, in Section 4, the inverse procedure is examined, by inserting a linear combination of the global shape functions into the variational equation, concluding in the same algebraic system. In Section 5, an alternative, one step approximation scheme stemming from the local algebraic system is presented and its theoretical critical value for numerical stability is provided. Finally, in Section 6, some computational examples are presented supporting the theoretical considerations and the efficiency of the two numerical schemes to approximate the analytical solution. The paper ends up with Section 7, where the main conclusions are stated.

## 2 Prerequisites

### 2.1 Definitions and propositions

In this paper, the simple problem of an harmonic oscillator is used as an example of an initial value problem. Thus, both theory and numerical examples concern the following problem

**Problem 1.** *Find a  $u$  in  $C^2[0, t]$  that satisfies the differential equation*

$$mu''(s) + ku(s) = f(s), \quad s \in (0, t), \quad t > 0 \quad (1)$$

*and the initial conditions*

$$u(0) = u_0, \quad u'(0) = v_0, \quad (2)$$

where  $f \in C[0, \infty)$  is a periodic function,  $m$  and  $k$  are positive constants,  $u_0$  and  $v_0$  are the initial data.

Because the notion of convolution is of central importance in our analysis, we recall its definition

**Definition 1** If  $f, g$  are  $L^2$  functions over  $(0, t)$ , then their convolution is defined as

$$[g, h](t) = \int_0^t g(s)h(t-s)ds, \quad t > 0. \quad (3)$$

In what follows, if there is no danger of confusion, the argument in the above definition will be omitted.

Discretizing the interval  $[0, t]$  in finite subintervals, a convolution over any finite interval of the form  $[t_1, t_2]$ ,  $t_1 > 0$  will be necessary. For that purpose the following definition is proposed

**Definition 2** Let  $[t_1, t_2]$  any finite interval of  $\mathbb{R}$  with  $t_1 \geq 0$ . The convolution of the functions  $g, h \in L^2(t_1, t_2)$  is defined as

$$\begin{aligned} [g, h]_{t_1}^{t_2} &= \int_0^\tau g(t_1 + s)h(t_2 - s)ds \\ &= \int_{t_1}^{t_2} g(s)h(t_1 + t_2 - s)ds, \quad \tau = t_2 - t_1. \end{aligned} \quad (4)$$

It is easy to confirm that the above definition keeps all desired properties of the standard definition and it falls to it when  $t_1 = 0$ .

It has been proved [12] that the solution of the initial value problem (1)–(2) is related to the problem of finding a stationary value for the functional

$$I[u] = \frac{m}{2} [u', u'] + \frac{k}{2} [u, u] - [f, u] - [\tilde{f}, u], \quad u \in \mathcal{D}, \quad (5)$$

where  $\tilde{f}(s) = f_0\delta(s)$ ,  $f_0 = mv_0$ ,  $\delta$  is the Dirac function and

$$\mathcal{D} = \{\phi \in C^2[0, t] \text{ and } \phi(0) = u_0\}. \quad (6)$$

More specifically, it holds

**Proposition 1** If the functional  $I$  attains a stationary value at some  $u \in \mathcal{D}$ , then that  $u$  will be a solution to the initial value problem (1)–(2), too.

An analogous proposition holds for an interval of the form  $[t_1, t_2]$ . Consider the

**Problem 2** Find a function  $u$  in  $C^2[t_1, t_2]$  which satisfies the following differential equation and initial conditions

$$mu''(s) + ku(s) = f(s), \quad s \in (t_1, t_2), \quad t_1 > 0, \quad (7)$$

$$u(t_1) = u_1, u'(t_1) = v_1. \quad (8)$$

This problem is related to the functional

$$I^t[u] = \frac{m}{2} [u', u']_{t_1}^{t_2} + \frac{k}{2} [u, u]_{t_1}^{t_2} - [f, u]_{t_1}^{t_2} - [\tilde{f}^1, u]_{t_1}^{t_2}, \quad u \in \mathcal{D}^t, \quad (9)$$

where

$$\mathcal{D}^t = \{\phi \in C^2[t_1, t_2] \text{ and } \phi(t_1) = u_1\} \quad (10)$$

and

$$\tilde{f}^1(s) = f^1 \delta(s - t_1), \quad f^1 = mv_1.$$

The following statement determines the relation between Problem 2 and the functional  $I^t$

**Proposition 2** *If the functional  $I^t$  attains a stationary value at some  $u \in \mathcal{D}^t$ , then that  $u$  will be a solution to the problem (7)–(8), too.*

**Proof** The functional  $I^t$  is transformed by translating all functions within its argument to the left by an interval  $t_1$

$$h(s) = h^*(s - t_1).$$

For instance, the second term of the functional

$$[u, u]_{t_1}^{t_2} = \int_0^{t_2-t_1} u(t_1 + s)u(t_2 - s)ds$$

becomes

$$[u, u]_{t_1}^{t_2} = \int_0^{t_2-t_1} u^*(s)u^*(t_2 - t_1 - s)ds = \int_0^\tau u^*(s)u^*(\tau - s)ds = [u^*, u^*](\tau),$$

where  $\tau = t_2 - t_1$ .

Also, the last term becomes

$$\begin{aligned} [\tilde{f}^1, u]_{t_1}^{t_2} &= \int_0^{t_2-t_1} \tilde{f}^1(t_1 + s)u(t_2 - s)ds = \int_0^\tau \tilde{f}^{1*}(s)u^*(\tau - s)ds = [\tilde{f}^{1*}, u^*] \\ &= \int_0^\tau f^1 \delta(s)u^*(\tau - s)ds = f^1 u^*(\tau) \end{aligned}$$

Similarly, accounting for the rest terms of  $I^t$ , one concludes

$$I^t[u] = I^*[u^*] = \frac{m}{2} [u^{*'}, u^{*'}] + \frac{k}{2} [u^*, u^*] - [f^*, u^*] - [\tilde{f}^{1*}, u^*], \quad u \in \mathcal{D}^{t*}, \quad (11)$$

where

$$\mathcal{D}^{t*} = \{\phi \in C^2[0, t] \text{ and } \phi(0) = u_1\},$$

Notice also that

$$\tilde{f}^{1*} = f^1 \delta(s), \quad f^1 = mv_0$$

Thus, if  $I^*$  attains a stationanry value at  $u^*$ , according to Proposition 1, it will satisfy eq. (1) and the initial conditions (2), i.e.,

$$mu^{*''}(z) + ku^*(z) = f^*(z), \quad z \in (0, \tau), \quad \tau > 0,$$

$$u^*(0) = u_0, u^{*'}(0) = v_0,$$

or, equivalently on account of eq. (12)

$$mu''(z + t_1) + ku(z + t_1) = f(z + t_1), \quad z \in (0, \tau), \quad \tau > 0,$$

$$u(t_1) = u_0, u'(t_1) = v_0.$$

Introducing the substitution

$$s = z + t_1$$

the above equations can be written

$$mu''(s) + ku(s) = f(s), \quad s \in (t_1, t_2),$$

$$u(t_1) = u_0, u'(t_1) = v_0$$

and the proof has been completed.

Finally, based on the above proposiitons, one can prove that the following statement holds

**Proposition 3** *Consider the functional*

$$I^\tau[u] = \frac{m}{2} [u', u']_{t_1}^{t_2} + \frac{k}{2} [u, u]_{t_1}^{t_2} - [f, u]_{t_1}^{t_2} - [\tilde{f}^1 - \tilde{f}^2, u]_{t_1}^{t_2}, \quad u \in \mathcal{D}^\tau = C^2[t_1, t_2], \quad (12)$$

where  $\tilde{f}^1 = f^1 \delta(s - t_1)$ ,  $\tilde{f}^2 = f^2 \delta(s - t_2)$  and  $f^1, f^2$  are given constants. If the functional  $I^\tau$  attains a stationary value at some  $u \in \mathcal{D}^\tau$ , then that  $u$  will be the solution of the following problem

$$mu''(s) + ku(s) = f(s), \quad s \in (t_1, t_2), \quad (13)$$

$$u'(t_1) = f^1/m, \quad u'(t_2) = f^2/m. \quad (14)$$

**Remark 1** The problem (13)–(14) is not well-posed. Notice that the data in eq.

(14) concern both ends of the time interval  $[t_1, t_2]$ , a fact that is not compatible with an initial value problem. In addition, the values of the velocity at  $t_1$  and  $t_2$  are generally unknown. Later on, it will become apparent that these values are not necessary for the numerical solution of the problem.

**Remark 2** As concerns the smoothness of the solutions in the above propositions, notice that it was required more smoothness so as to establish equivalence between the variational and the classical problem. If one is interested only in the variational problem, then requiring a solution in  $C^1[0, t]$  is enough. Moreover, if the weak form of the problem is of interest,  $W_2^1(0, t)$  should be the appropriate space for a generalized solution.

## 2.2 Partition of the Problem

To deal with an approximate solution of the Problem 1, we apply a partition of the domain  $[0, t]$  in  $n$  subintervals.

$$0 = s_1 < s_2 < \cdots < s_n < s_{n+1} = t$$

Though elements of equal length are usually sufficient for a time discretization, one can take randomly the node locations provided that the number of elements is even ( $n = 2k$ ,  $k \in \mathbb{Z}$ ) and the distribution of nodes in  $[0, t]$  is symmetric with respect to the middle point of the interval. That means, the  $k$  node is necessarily located at the point  $t/2$ , the  $i$ -node is symmetric to  $(n + 2 - i)$ -node ( $i = 1, \dots, n + 1$ ) and the  $e$ -element is symmetric and of equal length to  $(n + 1 - e)$ -element ( $e = 1, \dots, n$ ).

Let  $e$  be any element but the first one ( $e > 1$ ) with end points  $s_e$  and  $s_{e+1}$ , respectively. Since there are no data for this element, to formulate a variational problem, we take the functional

$$I^e[u] = \frac{m}{2} [u', u']_{s_e}^{s_{e+1}} + \frac{k}{2} [u, u]_{s_e}^{s_{e+1}} - [f, u]_{s_e}^{s_{e+1}} - \left( [\tilde{f}_1^e, u]_{s_e}^{s_{e+1}} - [\tilde{f}_2^e, u]_{s_e}^{s_{e+1}} \right), \quad u \in \mathcal{D}^e,$$

where

$$\mathcal{D}^e = C^2[s_e, s_{e+1}]$$

and

$$\tilde{f}_1^e = f_1^e \delta(s - s_e), \quad \tilde{f}_2^e = f_2^e \delta(s - s_{e+1})$$

with  $f_1^e$  and  $f_2^e$  are unknown constants.

If the functional  $I^e$  takes a stationary value at  $u^e \in \mathcal{D}^e$ , then that  $u^e$  will be a solution to the problem

$$\begin{aligned} mu''(s) + ku(s) &= f(s), \quad s \in (s_e, s_{e+1}), \\ u'(s_e) &= f_1^e/m, u'(s_{e+1}) = f_2^e/m. \end{aligned} \tag{15}$$

Thus, the variational problems

$$I^e[u], \quad u \in \mathcal{D}^e \rightarrow \text{stationary}$$

are linked with the problems (15), for all  $e$  with  $2 \leq e \leq n$ .

The first element,  $[s_1, s_2]$ , satisfies the initial conditions of the Problem 1, that is

$$u(s_1) = u_0, \quad u'(s_1) = v_0,$$

which according to Proposition 2, leads to the variational problem

$$I^1[u], \quad u \in \mathcal{D}^1 \rightarrow \text{stationary},$$

where

$$I^1[u] = \frac{m}{2} [u', u']_{s_1}^{s_2} + \frac{k}{2} [u, u]_{s_1}^{s_2} - [f, u]_{s_1}^{s_2} - [\tilde{f}_1^1, u]_{s_1}^{s_2},$$

with

$$\tilde{f}_1^1 = mv_1\delta(s - s_1)$$

and

$$\mathcal{D}^1 = \{\phi \in C^2[s_1, s_2] \text{ and } \phi(s_1) = u_1\}.$$

In conclusion, the variational form of Problem 1,

$$I[u], \quad u \in \mathcal{D} \rightarrow \text{stationary}, \tag{16}$$

can be divided in  $n$  variational problems, one for each element:

$$\begin{aligned} I^1[u], \quad u \in \mathcal{D}^1 &\rightarrow \text{stationary}, \\ I^2[u], \quad u \in \mathcal{D}^2 &\rightarrow \text{stationary}, \\ &\vdots \\ I^n[u], \quad u \in \mathcal{D}^n &\rightarrow \text{stationary}. \end{aligned} \tag{17}$$

Thus, the variational problem (16) is equivalent to the collection of the variational problems (17).



### 3 A Finite Element Scheme

Looking for an approximate solution of the Problem 1, we relax the requirements for the smoothness of the solution to the variational problem, allowing for piecewise linear approximations. Thus, at element level, approximations in the form of a polynomial of first order are sought. Also, for the moment, we are not concerned with the initial conditions of Problem 1. These will be imposed at the last stage of the analysis, when the global algebraic system will be established.

Summing up, for approximating the solution we consider the collection of variational problems:

$$I^e[u] \rightarrow \text{stationary in } X^e, \quad e = 1, \dots, n, \quad (18)$$

where  $X^e$  is the space of first order polynomials over  $[s_e, s_{e+1}]$ .

#### 3.1 Local Analysis

Let any element  $e$  of the partition limited by the nodes  $e$  and  $e + 1$ . Looking for a stationary point in  $X^e$  for the functional  $I^e$ , one may consider an approximation of the form

$$u^e(s) = u_1^e N_1^e(s) + u_2^e N_2^e(s), \quad (19)$$

where

$$N_1^e(s) = \frac{s_{e+1} - s}{s_{e+1} - s_e}, \quad N_2^e(s) = \frac{s - s_e}{s_{e+1} - s_e}, \quad s \in [s_e, s_{e+1}] \quad (20)$$

and  $u_1^e, u_2^e$  are constants to be determined.

Inserting the solution  $u^e$  into the functional  $I^e$ , one obtains

$$I^e[u^e] = \frac{m}{2} [u^{e'}, u^{e'}]_{s_e}^{s_{e+1}} + \frac{k}{2} [u^e, u^e]_{s_e}^{s_{e+1}} - [f, u^e]_{s_e}^{s_{e+1}} - \left[ \tilde{f}_2^e, u^e \right]_{s_e}^{s_{e+1}} + \left[ \tilde{f}_1^e, u^e \right]_{s_e}^{s_{e+1}} \quad (21)$$

After a long calculation (see Appendix A), eq. (21) may be written in the form of a quadratic function of  $u_i^e$ :

$$\begin{aligned} \hat{I}^e(u_i^e) &= \frac{1}{2} (M_{ij}^e u_i^e u_j^e + K_{ij}^e u_i^e u_j^e) - F_i^e u_i^e - f_2^e u_1^e + f_1^e u_2^e, \\ &= \frac{1}{2} \mathcal{K}_{ij}^e u_i^e u_j^e - F_i^e u_i^e - f_2^e u_1^e + f_1^e u_2^e, \\ &\quad e = 1, \dots, n, \quad i, j = 1, 2 \end{aligned}$$

or, in matrix denotation

$$\hat{I}^e(\mathbf{u}^e) = \frac{1}{2} \mathbf{u}^{eT} \mathcal{K}^e \mathbf{u}^e - \mathcal{F}^{eT} \mathbf{u}^e, \quad (22)$$

where

$$\mathcal{K}^e = \mathbf{M}^e + \mathbf{K}^e, \quad \mathcal{F}^e = \mathbf{F}^e + \mathbf{f}^e \quad (23)$$

are the *local stiffness matrix* and the *local force vector*, respectively.

The matrices  $\mathbf{M}^e$ ,  $\mathbf{K}^e$  and the vectors  $\mathbf{F}^e$ ,  $\mathbf{f}^e$  are given by the relations

$$M_{ij}^e = m [N_i^{e'}, N_j^{e'}]_{s_e}^{s_{e+1}}, \quad K_{ij}^e = k [N_i^e, N_j^e]_{s_e}^{s_{e+1}}, \quad (24)$$

$$F_i^e = \int_0^{\tau_e} f(s_e + s) N_i^e(s_{e+1} - s) ds, \quad \mathbf{f}^e = \begin{bmatrix} f_2^e \\ -f_1^e \end{bmatrix} = \begin{bmatrix} mu'(s_{e+1}) \\ -mu'(s_e) \end{bmatrix}. \quad (25)$$

for  $i, j = 1, 2$ ,  $e = 1, \dots, n$ .

A necessary condition for the function  $\hat{I}^e$  to take a stationary value at  $\mathbf{u}^e$  is the satisfaction of the following relations

$$\frac{\partial \hat{I}^e}{\partial u_1^e} = 0, \quad \frac{\partial \hat{I}^e}{\partial u_2^e} = 0,$$

or, with the aid of eq. (22)

$$\mathcal{K}^e \mathbf{u}^e = \mathcal{F}^e, \quad (26)$$

for  $e = 1, \dots, n$ .

**Remark 3** Notice that, due to the symmetry of the node locations that has been adopted, the local stiffness matrices enjoy the equalities

$$\mathcal{K}^e = \mathcal{K}^{n+1-e}, \quad e = 1, \dots, n. \quad (27)$$

**Remark 4** Also with the aid of Definition 2 and eq. (20), one can easily verify the following useful relations

$$\begin{aligned} [f, N_1^e]_{s_e}^{s_{e+1}} &= \int_0^{\tau_e} f(s_e + s) N_1^e(s_{e+1} - s) ds = \int_{s_e}^{s_{e+1}} f(s) N_2^e(s) ds = (f, N_2^e), \\ [f, N_2^e]_{s_e}^{s_{e+1}} &= \int_0^{\tau_e} f(s_e + s) N_2^e(s_{e+1} - s) ds = \int_{s_e}^{s_{e+1}} f(s) N_1^e(s) ds = (f, N_1^e), \end{aligned} \quad (28)$$

where the parenthesis with comma ( , ) denotes the standard inner product of  $L^2$ .

### 3.2 The Assembly

Now, one may unite the solutions at the different elements, accounting for the fact that the displacements at the common nodes of the neighbouring elements should coincide, ensuring the continuity of the approximate solution.

Introducing global enumeration for the displacements

$$U_1 = u_1^1, \quad U_{i+1} = u_2^i = u_1^{i+1}, \quad U_{n+1} = u_2^n, \quad i = 1, \dots, n-1, \quad (29)$$

the local systems provided by eqs. (26) are written in extensive form

$$\begin{aligned} \mathcal{K}_{11}^1 U_1 + \mathcal{K}_{12}^1 U_2 &= F_1^1 - mu'(s_2), \\ \mathcal{K}_{21}^1 U_1 + \mathcal{K}_{22}^1 U_2 &= F_2^1 + mu'(s_1), \\ \\ \mathcal{K}_{11}^2 U_2 + \mathcal{K}_{12}^2 U_3 &= F_1^2 - mu'(s_3), \\ \mathcal{K}_{21}^2 U_2 + \mathcal{K}_{22}^2 U_3 &= F_2^2 + mu'(s_2), \\ &\dots\dots\dots \\ &\dots\dots\dots \\ \mathcal{K}_{11}^{n-1} U_{n-1} + \mathcal{K}_{12}^{n-1} U_n &= F_1^{n-1} - mu'(s_n), \\ \mathcal{K}_{21}^{n-1} U_{n-1} + \mathcal{K}_{22}^{n-1} U_n &= F_2^{n-1} + mu'(s_{n-1}), \\ \\ \mathcal{K}_{11}^n U_n + \mathcal{K}_{12}^n U_{n+1} &= F_1^n - mu'(s_{n+1}), \\ \mathcal{K}_{21}^n U_n + \mathcal{K}_{22}^n U_{n+1} &= F_2^n + mu'(s_n), \end{aligned}$$

Adding those equations that have the last term in common, one obtains

$$\begin{aligned} \mathcal{K}_{21}^1 U_1 + \mathcal{K}_{22}^1 U_2 &= F_2^1 + mu'(s_1), \\ \mathcal{K}_{11}^1 U_1 + (\mathcal{K}_{12}^1 + \mathcal{K}_{21}^2) U_2 + \mathcal{K}_{22}^2 U_3 &= F_1^1 + F_2^2, \\ &\dots\dots\dots \\ &\dots\dots\dots \\ \mathcal{K}_{11}^{n-1} U_{n-1} + (\mathcal{K}_{12}^{n-1} + \mathcal{K}_{22}^n) U_n + \mathcal{K}_{22}^n U_{n+1} &= F_1^{n-1} + F_2^n, \\ \mathcal{K}_{11}^n U_n + \mathcal{K}_{12}^n U_{n+1} &= F_1^n - mu'(s_{n+1}), \end{aligned}$$

Thus, a system of  $n + 1$  equations has arisen. The next step is to inverse (turn upside down) the sequence of the equations

$$\begin{aligned}
& \mathcal{K}_{11}^n U_n + \mathcal{K}_{12}^n U_{n+1} = F_1^n - mu'(s_{n+1}), \\
& \mathcal{K}_{11}^{n-1} U_{n-1} + (\mathcal{K}_{12}^{n-1} + \mathcal{K}_{22}^n) U_n + \mathcal{K}_{22}^n U_{n+1} = F_1^{n-1} + F_2^n, \\
& \dots\dots\dots \\
& \dots\dots\dots \\
& \mathcal{K}_{11}^1 U_1 + (\mathcal{K}_{12}^1 + \mathcal{K}_{21}^2) U_2 + \mathcal{K}_{22}^2 U_3 = F_1^1 + F_2^2, \\
& \mathcal{K}_{21}^1 U_1 + \mathcal{K}_{22}^1 U_2 = F_2^1 + mu'(s_1),
\end{aligned}$$

Recalling the element symmetry given by eq. (27), it is apparent that it holds

$$\mathcal{K}^n = \mathcal{K}^1, \quad \mathcal{K}^{n-1} = \mathcal{K}^2, \quad \dots$$

and the system of algebraic equations takes its final form

$$\mathcal{K}_{11}^1 U_n + \mathcal{K}_{12}^1 U_{n+1} = F_1^n - mu'(s_{n+1}), \quad (30)$$

$$\mathcal{K}_{11}^2 U_{n-1} + (\mathcal{K}_{12}^2 + \mathcal{K}_{22}^1) U_n + \mathcal{K}_{22}^1 U_{n+1} = F_1^{n-1} + F_2^n, \quad (31)$$

$$\begin{aligned}
& \dots\dots\dots \\
& \dots\dots\dots
\end{aligned}$$

$$\mathcal{K}_{11}^n U_1 + (\mathcal{K}_{12}^n + \mathcal{K}_{21}^{n-1}) U_2 + \mathcal{K}_{22}^{n-1} U_3 = F_1^1 + F_2^2, \quad (32)$$

$$\mathcal{K}_{21}^n U_1 + \mathcal{K}_{22}^n U_2 = F_2^1 + mu'(s_1). \quad (33)$$

The system of eqs. (30)–(33) is written in matrix form

$$\begin{bmatrix}
0 & \dots & \dots & 0 & \mathcal{K}_{11}^1 & \mathcal{K}_{12}^1 \\
0 & \dots & 0 & \mathcal{K}_{11}^2 & \mathcal{K}_{12}^2 + \mathcal{K}_{21}^1 & \mathcal{K}_{22}^1 \\
\vdots & \vdots & \vdots & \vdots & \vdots & \vdots \\
\mathcal{K}_{11}^n & \mathcal{K}_{12}^n + \mathcal{K}_{21}^{n-1} & \mathcal{K}_{22}^{n-1} & 0 & \dots & 0 \\
\mathcal{K}_{21}^n & \mathcal{K}_{22}^n & 0 & \dots & \dots & 0
\end{bmatrix}
\begin{bmatrix}
U_1 \\
U_2 \\
\vdots \\
U_n \\
U_{n+1}
\end{bmatrix}
=
\begin{bmatrix}
\mathcal{F}_1 \\
\mathcal{F}_2 \\
\vdots \\
\mathcal{F}_n \\
\mathcal{F}_{n+1}
\end{bmatrix}$$

or,

$$\mathcal{K}\mathbf{U} = \mathcal{F} \quad (34)$$

where

$$\begin{aligned}
\mathcal{K} &= \begin{bmatrix} \mathcal{K}_{11} & \mathcal{K}_{12} & \dots & \mathcal{K}_{1n} & \mathcal{K}_{1(n+1)} \\ \mathcal{K}_{21} & \mathcal{K}_{22} & \dots & \mathcal{K}_{2n} & \mathcal{K}_{2(n+1)} \\ \vdots & \vdots & \ddots & \vdots & \vdots \\ \mathcal{K}_{n1} & \mathcal{K}_{n2} & \dots & \mathcal{K}_{nn} & \mathcal{K}_{n(n+1)} \\ \mathcal{K}_{(n+1)1} & \mathcal{K}_{(n+1)2} & \dots & \mathcal{K}_{(n+1)n} & \mathcal{K}_{(n+1)(n+1)} \end{bmatrix} \\
&= \begin{bmatrix} 0 & \dots & \dots & 0 & \mathcal{K}_{11}^1 & \mathcal{K}_{12}^1 \\ 0 & \dots & 0 & \mathcal{K}_{11}^2 & \mathcal{K}_{12}^2 + \mathcal{K}_{21}^1 & \mathcal{K}_{22}^1 \\ \vdots & \vdots & \vdots & \vdots & \vdots & \vdots \\ \mathcal{K}_{11}^n & \mathcal{K}_{12}^n + \mathcal{K}_{21}^{n-1} & \mathcal{K}_{22}^{n-1} & 0 & \dots & 0 \\ \mathcal{K}_{21}^n & \mathcal{K}_{22}^n & 0 & \dots & \dots & 0 \end{bmatrix} \quad (35)
\end{aligned}$$

and

$$\mathcal{F} = \begin{bmatrix} \mathcal{F}_1 \\ \mathcal{F}_2 \\ \vdots \\ \mathcal{F}_n \\ \mathcal{F}_{n+1} \end{bmatrix} = \begin{bmatrix} F_1^n \\ F_2^n + F_1^{n-1} \\ \vdots \\ F_1^1 + F_2^2 \\ F_2^1 \end{bmatrix} + \begin{bmatrix} -mu'(s_{n+1}) \\ 0 \\ \vdots \\ 0 \\ mu'(s_1) \end{bmatrix} \quad (36)$$

are the *global stiffness matrix* and the *global force vector*, respectively.

**Remark 5** It is noted that the stiffness matrix, as it appears in eq. (35), does not take the typical form of the standard finite element method. Here, the non-vanishing entries lie along the second diagonal of the matrix. Actually, the notion of the matrix symmetry has been changed and now is regarded with respect to the second diagonal. The standard matrix symmetry comes out from the common scalar product of the finite dimensional Euclidean spaces. Here an alternative symmetry arises behind which is hidden the bilinear form

$$B(\mathbf{x}, \mathbf{y}) = x_1 y_{n+1} + x_2 y_n + \dots + x_n y_2 + x_{n+1} y_1, \quad \mathbf{x}, \mathbf{y} \in \mathcal{E}^{n+1}$$

which is compatible with the convolution upon which the present analysis is based.

**Remark 6** The loading vector  $\mathcal{F}$  is noticeable, too. The initial condition (2b) which applies at the first node ( $s_1 = 0$ ) is pushed away from it and contributes to the last node ( $s_{n+1} = t$ ). Certainly, the initial condition (2a) contributes to the first node through the set of admissible functions  $\mathcal{D}$  (see eq. (6)). This redistribution of the two initial conditions to the initial and final time is essentially the mechanism that restores the inconsistency of the standard variational principles with the initial conditions.

### 3.3 Imposition of the first Initial Condition

At this stage one may impose the first initial condition of the problem. The condition (2a) provides the displacement at the first node, i.e.,  $U_1 = u(0) = u_0$ . One may deal with this condition as one does with the Dirichlet conditions in a boundary value problem. Thus one may ignore the first equation of the system (34), or equivalently may omit the first row and the first column of the global stiffness matrix and modify appropriately the global force vector.

As concerns the second condition (2b), it has been included in the functional  $I^1$ , (see eqs. (21) and (25b)) resulting in the appearance of the initial momentum  $mu'(s_1)$  in the last row of the global force vector. In conclusion, one may establish an  $n \times n$  stiffness matrix and a fully known  $n$ -dimensional force vector to determine the  $n$  unknown parameters  $U_2, \dots, U_{n+1}$ .

## 4 Global Analysis

In the previous section we started, as usual, from the local stiffness matrix and the corresponding linear system at each element and assembling we conclude in the global system. Because the presented approximation scheme is not the standard FEM, we will reproduce this result starting from the global form of the sought solution.

The global finite element solution over the entire  $[0, t]$  will be taken as a linear combination of the global shape functions which are composed from the local ones as

$$N_i(s) = \begin{cases} N_2^{i-1}(s), & s \in [s_{i-1}, s_i] \\ N_1^i(s), & s \in [s_i, s_{i+1}] \\ 0, & \text{elsewhere,} \end{cases} \quad i = 1, \dots, n+1. \quad (37)$$

The functions  $N_i$  enjoy the relation

$$N_i(s_j) = \delta_{ij},$$

i.e., are linear independent and span the finite dimensional space of the piecewise linear functions over  $[0, t]$ :

$$X_{n+1} := \text{span}\{N_1, \dots, N_{n+1}\} \subset W_2^1(0, t).$$

Thus, according to Proposition 1, to find an approximate solution of the Problem 1, in the form of a linear combination of the global shape functions is equivalent to the

**Approximation problem** Find a solution to the variational problem

$$I[u] \rightarrow \text{stationary}, \quad (38)$$

in  $X_{n+1}$ .

Consider now such an approximate solution in the form of

$$u^{\text{fe}}(s) = \sum_{i=2}^{n+1} U_i N_i(s), \quad s \in [0, t] \quad (39)$$

where  $U_i \in \mathcal{R}$ ,  $i = 2, \dots, n+1$  are the unknown displacements that has to be computed. Notice that the first shape function  $N_1$  has been omitted, because the displacement  $U_1$  is known by the first initial condition (see eq. (2a)).

It will be shown that the unknown parameters  $U_i$  can be determined by solving the linear system (34).

Indeed, inserting eq. (39) into the functional  $I$  (given by eq. (5)), one obtains

$$I[u^{\text{fe}}] = \hat{I}(U_i) = \frac{1}{2} M_{ij} U_i U_j + \frac{1}{2} K_{ij} U_i U_j - F_i U_i - \tilde{F}_i U_i, \quad (40)$$

or

$$\begin{aligned} \hat{I}(\mathbf{U}) &= \frac{1}{2} \mathbf{U}^T \mathbf{M} \mathbf{U} + \frac{1}{2} \mathbf{U}^T \mathbf{K} \mathbf{U} - \mathbf{F}^T \mathbf{U} - \tilde{\mathbf{F}}^T \mathbf{U} \\ &= \frac{1}{2} \mathbf{U}^T \mathcal{K} \mathbf{U} - \mathcal{F}^T \mathbf{U} \end{aligned}$$

where

$$\mathcal{K} = \mathbf{M} + \mathbf{K}, \quad \mathcal{F} = \mathbf{F} + \tilde{\mathbf{F}}. \quad (41)$$

and

$$\begin{aligned} M_{ij} &= m[N'_i, N'_j], \quad K_{ij} = k[N_i, N_j], \quad F_i = [f, N_i], \quad \tilde{F}_i = [\tilde{f}, N_i], \\ &\quad i, j = 2, \dots, n+1. \end{aligned} \quad (42)$$

A necessary condition for  $\hat{I}$  to attain a stationary value at  $U_i$  is to valid

$$\frac{\partial \hat{I}}{\partial U_i} = 0, \quad i = 2, \dots, n+1,$$

equivalently,

$$\mathcal{K}_{ij} U_j = \mathcal{F}_i, \quad i = 2, \dots, n+1$$

or, in matrix form

$$\mathcal{K}\mathbf{U} = \mathcal{F}. \quad (43)$$

The next step is the determination of column vector  $\mathcal{F}$  and the matrix  $\mathcal{K}$  so as to confirm that they coincide with the ones given by eqs (35) and (36), respectively.

#### 4.1 Determination of $\mathcal{F}$

First, the column vector  $\tilde{\mathbf{F}}$  is examined. Recalling the symmetry of the discretization (see Section 2.2), it is easy to verify that the global shape functions enjoy the symmetry

$$N_i(t-s) = N_m(s), \quad ,$$

where  $m$ -node is the symmetric to the  $i$ -node, i.e.,

$$m = n + 2 - i.$$

Then one can easily calculate the  $n$ -dimensional vector  $\tilde{\mathbf{F}}$

$$\tilde{F}_i = [\tilde{f}, N_i] = \int_0^t \tilde{f}(s) N_i(t-s) ds = \int_0^t f_0 \delta(s-s_1) N_m(s) ds = f_0 \delta_{1m},$$

for

$$i = 2, \dots, n+1 \quad \text{corresponding to} \quad m = n, \dots, 1$$

which implies

$$\tilde{\mathbf{F}} = \begin{bmatrix} 0 \\ \vdots \\ 0 \\ f_0 \end{bmatrix} = \begin{bmatrix} 0 \\ \vdots \\ 0 \\ mv_0 \end{bmatrix}. \quad (44)$$

Similarly, the vector  $\mathbf{F}$  in virtue of eqs. (28) and (37) can be determined as follows

$$\begin{aligned} [f, N_i] &= \int_0^t f(s) N_i(t-s) ds = \int_0^t f(s) N_m(s) ds = \int_{s_{m-1}}^{s_{m+1}} f(s) N_m(s) ds \\ &= \int_{s_{m-1}}^{s_m} f(s) N_2^{m-1}(s) ds + \int_{s_m}^{s_{m+1}} f(s) N_1^m(s) ds \\ &= \int_0^{\tau_m} f(s_{m-1} + s) N_1^{m-1}(s_m - s) ds + \int_0^{\tau_m} f(s_{m-1} + s) N_2^m(s_{m+1} - s) ds \\ \Rightarrow [f, N_i] &= [f, N_1^{m-1}]_{s_{m-1}}^{s_m} + [f, N_2^m]_{s_m}^{s_{m+1}} = F_1^{m-1} + F_2^m, \quad \begin{matrix} i = 2, \dots, n+1 \\ m = n, \dots, 1. \end{matrix} \end{aligned}$$



Thus, recalling the relation  $m = n + 2 - i$ , one concludes

$$F_i = [f, N_i] = F_1^{m-1} + F_2^m = F_1^{n+1-i} + F_2^{n+2-i},$$

$$i = 2, \dots, n+1, \quad m = n, \dots, 1$$

or

$$\mathbf{F} = \begin{bmatrix} F_1^{n-1} + F_2^n \\ \vdots \\ F_1^1 + F_2^2 \\ F_2^1 \end{bmatrix}$$

and by turn,  $\mathcal{F}$  takes its final form

$$\mathcal{F} = \mathbf{F} + \tilde{\mathbf{F}} = \begin{bmatrix} F_1^{n-1} + F_2^n \\ \vdots \\ F_1^1 + F_2^2 \\ F_2^1 \end{bmatrix} + \begin{bmatrix} 0 \\ \vdots \\ 0 \\ mv_0 \end{bmatrix}, \quad (45)$$

thus, apart from the first row, it coincides with eq. (36) of the previous section.

## 4.2 Determination of $\mathcal{K}$

If  $m$  is the symmetric to the  $j$  node, the following relation holds

$$[N_i, N_j] = \int_0^t N_i(s) N_j(t-s) ds = \int_0^t N_i(s) N_m(s) ds = (N_i, N_m), \quad (46)$$

where  $m = n + 2 - j$ . Thus for  $j$  running from 2 to  $n + 1$ ,  $m$  runs from  $n$  to 1, consequently, one can write

$$\begin{aligned} \mathbf{K} &= k \begin{bmatrix} [N_2, N_2] & [N_2, N_3] & \dots & [N_2, N_{n+1}] \\ \vdots & \vdots & \dots & \vdots \\ [N_{n+1}, N_2] & [N_{n+1}, N_3] & \dots & [N_{n+1}, N_{n+1}] \end{bmatrix} \\ &= k \begin{bmatrix} (N_2, N_n) & (N_2, N_{n-1}) & \dots & (N_2, N_1) \\ \vdots & \vdots & \dots & \vdots \\ (N_{n+1}, N_n) & (N_{n+1}, N_{n-1}) & \dots & (N_{n+1}, N_1) \end{bmatrix} \end{aligned} \quad (47)$$

Notice that  $(N_i, N_m)$  may be non-zero only if the  $i$  and  $m$  nodes coincide or are neighbouring, thus for a certain  $i$  there are only three cases for non-vanishing

terms. Consider for instance the case  $i = m$ , that is,  $i$  is the symmetric to  $j$  node

$$\begin{aligned}
[N_i, N_j] &= (N_i, N_i) \quad (\text{for } i = n + 2 - j) \\
&= \int_0^t N_i^2(s) ds = \int_{s_{i-1}}^{s_{i+1}} N_i^2(s) ds \\
&= \int_{s_{i-1}}^{s_i} N_i^2(s) ds + \int_{s_i}^{s_{i+1}} N_i^2(s) ds \\
&= \int_{s_{i-1}}^{s_i} (N_2^{i-1})^2(s) ds + \int_{s_i}^{s_{i+1}} (N_1^i)^2(s) ds \quad (\text{due to eq. (37)}) \\
&= (N_2^{i-1}, N_2^{i-1}) + (N_1^i, N_1^i) \\
&= [N_2^{i-1}, N_1^{i-1}]_{s_{i-1}}^{s_i} + [N_1^i, N_2^i]_{s_i}^{s_{i+1}} \quad (\text{due to eq. (28)})
\end{aligned}$$

Thus, recalling eqs (24) and (42), one concludes in

$$K_{ij} = K_{21}^{i-1} + K_{12}^i, \quad i \text{ symmetric to } j \quad (48)$$

By the same manner, one can examine the cases  $i = m - 1$  and  $i = m + 1$ , so as to prove the general relation

$$K_{ij} = \begin{cases} K_{11}^{i-1}, & i = n + 1 - j \\ K_{21}^{i-1} + K_{12}^i, & i = n = 2 - j \\ K_{22}^i, & i = n + 3 - j \\ 0, & \text{otherwise} \end{cases} \quad (49)$$

and

$$M_{ij} = \begin{cases} M_{21}^{m-1} + M_{12}^m, & i = m \\ M_{11}^{m-1}, & i = m - 1 \\ M_{22}^m, & i = m + 1 \\ 0, & \text{otherwise.} \end{cases} \quad (50)$$

Thus, according to eq. (41), the matrix  $\mathcal{K}$  is given by the relation

$$\mathcal{K}_{ij} = \begin{cases} \mathcal{K}_{21}^{m-1} + \mathcal{K}_{12}^m, & i = m \\ \mathcal{K}_{11}^{m-1}, & i = m - 1 \\ \mathcal{K}_{22}^m, & i = m + 1 \\ 0, & \text{otherwise.} \end{cases} \quad (51)$$

or

$$\mathcal{K}_{ij} = \begin{bmatrix} 0 & \cdots & \cdots & \cdots & \mathcal{K}_{2(n-1)} & \mathcal{K}_{2n} & \mathcal{K}_{2(n+1)} \\ \vdots & \cdots & 0 & \mathcal{K}_{3(n-2)} & \mathcal{K}_{3(n-1)} & \mathcal{K}_{3n} & 0 \\ \vdots & \cdots & \cdots & \cdots & \cdots & \cdots & \vdots \\ 0 & \cdots & \cdots & \cdots & \cdots & \cdots & \vdots \\ \mathcal{K}_{(n-1)2} & \mathcal{K}_{(n-1)3} & \mathcal{K}_{(n-1)4} & 0 & \cdots & \cdots & \vdots \\ \mathcal{K}_{n2} & \mathcal{K}_{n3} & 0 & \cdots & \cdots & \cdots & \vdots \\ \mathcal{K}_{(n+1)2} & 0 & \cdots & \cdots & \cdots & \cdots & 0 \end{bmatrix}.$$

The latter, accounting for eq. (51) takes its final form

$$\mathcal{K}_{ij} = \begin{bmatrix} 0 & \cdots & \cdots & \cdots & \mathcal{K}_{11}^2 & \mathcal{K}_{21}^1 + \mathcal{K}_{12}^2 & \mathcal{K}_{22}^1 \\ \vdots & \cdots & 0 & \mathcal{K}_{11}^3 & \mathcal{K}_{21}^2 + \mathcal{K}_{12}^3 & \mathcal{K}_{22}^2 & 0 \\ \vdots & \cdots & \cdots & \cdots & \cdots & \cdots & \vdots \\ 0 & \cdots & \cdots & \cdots & \cdots & \cdots & \vdots \\ \mathcal{K}_{11}^{n-1} & \mathcal{K}_{21}^{n-2} + \mathcal{K}_{12}^{n-1} & \mathcal{K}_{22}^{n-2} & 0 & \cdots & \cdots & \vdots \\ \mathcal{K}_{21}^{n-1} + \mathcal{K}_{12}^n & \mathcal{K}_{22}^{n-1} & 0 & \cdots & \cdots & \cdots & \vdots \\ \mathcal{K}_{22}^n & 0 & \cdots & \cdots & \cdots & \cdots & 0 \end{bmatrix} \quad (52)$$

which is identical to the matrix given by eq. (35), if one omits the first row and the first column.

## 5 A One-step Marching Scheme

Returnig to subesction 3.1, notice that the local linear system (26) may provide a recurrent algorithm for the computaion of the field  $u$  and of its derivative  $u'$ . Indeed, consider the system corresponding to the  $e$ -element given by

$$\mathcal{K}_{11}^e U_e + \mathcal{K}_{12}^e U_{e+1} = F_1^e - mV_{e+1}, \quad (53)$$

$$\mathcal{K}_{21}^e U_e + \mathcal{K}_{22}^e U_{e+1} = F_2^e + mV_e,$$

where  $V_e$  denotes the velocity at the time  $s_e$ , i.e., it holds

$$V_e = u'(s_e), \quad e = 1, \dots, n. \quad (54)$$

The above system can be rewritten as

$$\begin{aligned} V_{e+1} &= \frac{1}{m} (-\mathcal{K}_{11}^e U_e - \mathcal{K}_{12}^e U_{e+1} + F_1^e), \\ U_{e+1} &= \frac{1}{\mathcal{K}_{22}^e} (\mathcal{K}_{21}^e U_e + m V_e + F_2^e). \end{aligned} \tag{55}$$

Thus, if the displacement and velocity are known at time  $s_e$ , one can compute  $U_{e+1}$  from eq. (55b) and, in turn,  $V_{e+1}$  from eq. (55a). Besides, the approximation scheme can be written in the form of an implicit recurrent formula

$$\begin{bmatrix} \mathcal{K}_{12}^e & m \\ \mathcal{K}_{22}^e & 0 \end{bmatrix} \begin{bmatrix} U_{e+1} \\ V_{e+1} \end{bmatrix} = \begin{bmatrix} -\mathcal{K}_{11}^e & 0 \\ -\mathcal{K}_{21}^e & m \end{bmatrix} \begin{bmatrix} U_e \\ V_e \end{bmatrix} + \begin{bmatrix} F_1^e \\ F_2^e \end{bmatrix}$$

If one consider a uniform discretization, i.e., fixed time step, then the local stiffness matrix does not depend on the particular element and the approximation scheme takes the form

$$\mathbf{A}\mathbf{W}^{I+1} = \mathbf{B}\mathbf{W}^I + \mathbf{F}^I, \quad I \in \mathbb{Z}, \tag{56}$$

where

$$\mathbf{A} = \begin{bmatrix} \mathcal{K}_{12}^e & m \\ \mathcal{K}_{22}^e & 0 \end{bmatrix}, \quad \mathbf{B} = \begin{bmatrix} -\mathcal{K}_{11}^e & 0 \\ -\mathcal{K}_{21}^e & m \end{bmatrix}, \quad \mathbf{W}^I = \begin{bmatrix} U_I \\ V_I \end{bmatrix}, \quad \mathbf{F}^I = \begin{bmatrix} F_1^I \\ F_2^I \end{bmatrix}.$$

It is noted that the superscript  $e$  does not mean dependence of  $\mathcal{K}^e$  on the element, i.e., on the time step. On the contrary  $\mathcal{K}^e$  is computed once and for all elements. The column vector  $\mathbf{F}^I$ , however, does depend on the time step and must be calculated at each time step from the given external force. Particularly, for a free vibration problem, where the external force  $\mathbf{F}^I$  vanishes (or is constant), the recurrent formula (56) is completely independent of the element and the evolution of the system  $\mathbf{W}$  will be given by

$$\mathbf{W}^{I+1} = \mathbf{C}^{(I+1)} \mathbf{W}^1, \tag{57}$$

where

$$\mathbf{C} = \mathbf{A}^{-1} \mathbf{B}$$

and  $\mathbf{W}^1$  contains the initial data. To proceed further, one has to compute the matrix  $\mathcal{K}^e$ . Recalling eqs. (20), the local shape functions and their derivatives are written

$$N_1^e = \frac{s_{e+1} - s}{\tau}, \quad N_2^e = \frac{s - s_e}{\tau}$$

and

$$N_1^{e'} = -\frac{1}{\tau}, \quad N_2^{e'} = \frac{1}{\tau},$$

where  $\tau$  is the time step. Thus, the matrices  $\mathbf{M}^e$  and  $\mathbf{K}^e$  becomes

$$\mathbf{M}^e = \frac{m}{\tau} \begin{bmatrix} 1 & -1 \\ -1 & 1 \end{bmatrix}, \quad \mathbf{K}^e = \frac{k\tau}{3} \begin{bmatrix} 1/2 & 1 \\ 1 & 1/2 \end{bmatrix},$$

respectively, which in combination (eq. (23)) result in

$$\mathcal{K}^e = \begin{bmatrix} \frac{m}{\tau} + \frac{k\tau}{6} & -\frac{m}{\tau} + \frac{k\tau}{3} \\ -\frac{m}{\tau} + \frac{k\tau}{3} & \frac{m}{\tau} + \frac{k\tau}{6} \end{bmatrix}$$

and in turn  $\mathbf{A}$  and  $\mathbf{B}$  take the particular form

$$\mathbf{A} = \begin{bmatrix} -\frac{m}{\tau} + \frac{k\tau}{3} & m \\ \frac{m}{\tau} + \frac{k\tau}{6} & 0 \end{bmatrix}, \quad \mathbf{B} = \begin{bmatrix} -\frac{m}{\tau} - \frac{k\tau}{6} & 0 \\ \frac{m}{\tau} - \frac{k\tau}{3} & m \end{bmatrix}. \quad (58)$$

The next question concerns the stability of the approximation scheme (57)–(58). To secure the stability, one needs complex values of the generalized eigenvalue problem

$$\det(\mathbf{B} - \lambda\mathbf{A}) = 0,$$

or

$$\lambda^2 - 2\lambda \frac{M - K}{M + K/2} + 1 = 0, \quad (59)$$

where

$$M = m/\tau \quad \text{and} \quad K = k\tau/3. \quad (60)$$

Requiring negative value for the determinant of eq. (65), one obtains

$$4 \left[ \left( \frac{M - K}{M + K/2} \right)^2 - 1 \right] < 1 \Rightarrow K/M < 4,$$

or equivalently, on account of eqs (60),

$$\tau^2 < 12m/k \quad \text{or} \quad (\tau\omega)^2 < 12, \quad (61)$$

where  $\omega = \sqrt{k/m}$  is the frequency of the free oscillation. It can be rewritten in terms of the period  $T = 2\pi/\omega$  as

$$\tau < \frac{\sqrt{12}}{2\pi} T \approx 0.551T. \quad (62)$$

If the time step,  $\tau$  fulfils the above inequality, then it is easy to confirm that for both conjugate eigenvalues, it holds

$$|\lambda_1| = |\lambda_2| = 1.$$

Thus, Eq. (61) (or eq. (62)) is the required condition for the numerical stability of the approximation scheme.

## 6 Computational Applications

In this section, some computational examples are presented to support the theoretical and numerical considerations of the previous sections. Uniform discretizations (elements of equal length) are used so that the results of the two approximation schemes can be fully comparable. In that case the local stiffness matrices are fixed for every element (see Appendix A)

$$\mathbf{K}^e = \frac{m\tau}{3} \begin{bmatrix} 1/2 & 1 \\ 1 & 1/2 \end{bmatrix}, \quad \mathbf{M}^e = \frac{m}{\tau} \begin{bmatrix} 1 & -1 \\ -1 & 1 \end{bmatrix}.$$

Taking into account eqs. (74) and (75) of Appendix B, the global matrices for a uniform discretization become

$$\mathbf{K} = \frac{k\tau}{3} \begin{bmatrix} 0 & \dots & \dots & 1/2 & 2 & 1/2 \\ 0 & \dots & 1/2 & 2 & 1/2 & 0 \\ \vdots & \vdots & \vdots & \vdots & \vdots & \vdots \\ 2 & 1/2 & 0 & 0 & \dots & 0 \\ 1/2 & 0 & 0 & \dots & \dots & 0 \end{bmatrix}, \quad \mathbf{M} = \frac{m}{\tau} \begin{bmatrix} 0 & \dots & \dots & -1 & 2 & -1 \\ 0 & \dots & -1 & 2 & -1 & 0 \\ \vdots & \vdots & \vdots & \vdots & \vdots & \vdots \\ 2 & -1 & 0 & 0 & \dots & 0 \\ -1 & 0 & 0 & \dots & \dots & 0 \end{bmatrix}.$$

All examples run with the constants  $k = 9$  and  $m = 1$ , so as the natural frequency of the system to become  $\omega = 3$ .

First, both approximation schemes are tested for the free vibration problem. In that case, the external force vanishes, i.e.,  $f = 0$  and the system is excited by the initial velocity or the initial position. For the examples presented here, we have taken  $u(0) = 0$  and  $u'(0) = 2$ . In Fig. 1, the values of the position versus time are shown for three distinct values of the element length (or time step). Simultaneously, comparison with the analytical solution is demonstrated in each case. Analogous results and comparisons are presented in Table 1.

The second example concerns a forced vibration problem. For this reason, an excitation term of the form

$$f(s) = f_0 \sin(\Omega t)$$

was taken, where  $\Omega$  is the frequency and  $f_0$  the amplitude of the external force. The nodal forces, i.e. eqs (25a) can be analytically calculated as (see Appendix C)

$$\begin{aligned} F_1^e &= -(f_0/\Omega) \cos(\Omega s_{e+1}) + (f_0/(\tau_e \Omega^2)) [\sin(\Omega s_{e+1}) - \sin(\Omega s_e)] \\ F_2^e &= (f_0/\Omega) \cos(\Omega s_e) - (f_0/(\tau_e \Omega^2)) [\sin(\Omega s_{e+1}) - \sin(\Omega s_e)] \end{aligned}$$

In Fig. 2 and Table 2, the response of the system to the external excitation is demonstrated for various values of  $\tau$  and is compared with the analytical solution.

Also, in Fig. 3a, the algorithms for the two approximation solutions were run for a longer time to reveal the characteristic pattern of the forced vibration and the particular case where the excitation frequency meets the natural velocity of the system is shown in Fig. 3b.

It is remarkable that both approximation schemes, the FEM and the One-step produce the same numbers, at least at the accuracy of four decimal digits which are used here. To find differences between the two schemes, one has to proceed further accounting for at least twelve additional decimal digits, as one can confirm by looking at the Table 3.

## 7 Conclusions

In [12], a generalized Hamilton's principle has been developed which is free of the main inconsistency of the classical Hamilton's principle, i.e., its weakness to account properly for the initial conditions of a dynamical problem. The key role to this developement is the use of the convolution instead of the  $L^2$  inner product.

In the present paper, this generalized principle is exploited to formulate new approximation schemes for a simple initial value problem. More specifically, a consistent finite element formulation is fully developed. The use of convolution introduces significant changes in the finite dimensional version of the problem. The stiffness matrix is now symmetric with respect to its second diagonal and the load vector is inversed. Besides, a recurrent formula stems from the consideration of the algebraic system at the element which provides an one-step approximation scheme, the numerical stability of which is examined. Both approximation schemes are tested by computational examples concerning the free and forced vibration of an one degree of freedom oscillator.

It seems that the analysis presented here may be applied to initial value problems in general. Actually, the essential conclusion of this work is the possibility to formulate FE schemes for initial value problems, provided that an appropriate convolutional variational formulation has been previously developed.

The next challenge is to further proceed to the formulation of FE scheme for a unified space-time continuum, i.e., to an undivided FE scheme for initial-boundary value problems.

# APPENDICES

## A Calculation of Local Matrices and Forces

The terms of eq. (21) are calculated one by one:

- $$\begin{aligned}
 [u^{e'}, u^{e'}]_{s_e}^{s_{e+1}} &= \int_0^{\tau_e} u^{e'}(s_e + s) u^{e'}(s_{e+1} - s) ds = \\
 &= u_1^{e2} \int_0^{\tau_e} N_1^{e'}(s_e + s) N_1^{e'}(s_{e+1} - s) ds + u_1^e u_2^e \int_0^{\tau_e} N_1^{e'}(s_e + s) N_2^{e'}(s_{e+1} - s) ds \\
 &+ u_2^e u_1^e \int_0^{\tau_e} N_2^{e'}(s_e + s) N_1^{e'}(s_{e+1} - s) ds + u_2^{e2} \int_0^{\tau_e} N_2^{e'}(s_e + s) N_2^{e'}(s_{e+1} - s) ds \\
 &= u_1^{e2} [N_1^{e'}, N_1^{e'}]_{s_e}^{s_{e+1}} + 2u_1^e u_2^e [N_1^{e'}, N_2^{e'}]_{s_e}^{s_{e+1}} + u_2^{e2} [N_2^{e'}, N_2^{e'}]_{s_e}^{s_{e+1}} \\
 &\Rightarrow \frac{m}{2} [u^{e'}, u^{e'}]_{s_e}^{s_{e+1}} = \frac{1}{2} (u_1^{e2} M_{11}^e + 2u_1^e u_2^e M_{12}^e + u_2^{e2} M_{22}^e) = \frac{1}{2} \mathbf{u}^{eT} \mathbf{M}^e \mathbf{u}^e, \quad (63)
 \end{aligned}$$

where

$$\mathbf{M}^e = M_{ij}^e = m [N_i^{e'}, N_j^{e'}]_{s_e}^{s_{e+1}}, \quad \begin{matrix} i = 1, 2, \\ e = 1, \dots, n. \end{matrix} \quad (64)$$

and

$$\mathbf{M}^e = \frac{m}{\tau^e} \begin{bmatrix} 1 & -1 \\ -1 & 1 \end{bmatrix}. \quad (65)$$

- $$\begin{aligned}
 [u^e, u^e]_{s_e}^{s_{e+1}} &= \int_0^{\tau_e} u^e(s_e + s) u^e(s_{e+1} - s) ds = \\
 &= u_1^{e2} \int_0^{\tau_e} N_1^e(s_e + s) N_1^e(s_{e+1} - s) ds + u_1^e u_2^e \int_0^{\tau_e} N_1^e(s_e + s) N_2^e(s_{e+1} - s) ds \\
 &+ u_2^e u_1^e \int_0^{\tau_e} N_2^e(s_e + s) N_1^e(s_{e+1} - s) ds + u_2^{e2} \int_0^{\tau_e} N_2^e(s_e + s) N_2^e(s_{e+1} - s) ds \\
 &= u_1^{e2} [N_1^e, N_1^e]_{s_e}^{s_{e+1}} + 2u_1^e u_2^e [N_1^e, N_2^e]_{s_e}^{s_{e+1}} + u_2^{e2} [N_2^e, N_2^e]_{s_e}^{s_{e+1}} \\
 &\Rightarrow \frac{k}{2} [u^e, u^e]_{s_e}^{s_{e+1}} = \frac{1}{2} (u_1^{e2} K_{11}^e + 2u_1^e u_2^e K_{12}^e + u_2^{e2} K_{22}^e) = \frac{1}{2} \mathbf{u}^{eT} \mathbf{K}^e \mathbf{u}^e, \quad (66)
 \end{aligned}$$

where

$$\mathbf{K}^e = K_{ij}^e = k [N_i^e, N_j^e]_{s_e}^{s_{e+1}}, \quad \begin{matrix} i, j = 1, 2, \\ e = 1, \dots, n \end{matrix} \quad (67)$$

and

$$\mathbf{K}^e = \frac{m\tau^e}{3} \begin{bmatrix} 1/2 & 1 \\ 1 & 1/2 \end{bmatrix}. \quad (68)$$



- $$\begin{aligned}
[f, u^e]_{s_e}^{s_{e+1}} &= \int_0^{\tau_e} f(s_e + s) u^e(s_{e+1} - s) ds = \\
&\int_0^{\tau_e} f(s_e + s) (u_1^e N_1^e(s_{e+1} - s) + u_2^e N_2^e(s_{e+1} - s)) ds = \\
&u_1^e \left( \int_0^{\tau_e} f(s_e + s) N_1^e(s_{e+1} - s) ds \right) + u_2^e \left( \int_0^{\tau_e} f(s_e + s) N_2^e(s_{e+1} - s) ds \right) \\
&\Rightarrow [f, u^e]_{s_e}^{s_{e+1}} = u_1^e F_1^e + u_2^e F_2^e = \mathbf{u}^{eT} \mathbf{F}^e,
\end{aligned} \tag{69}$$

where

$$\mathbf{F}^e = F_i^e = \int_0^{\tau_e} f(s_e + s) N_i^e(s_{e+1} - s) ds, \quad i = 1, 2, \quad e = 1, \dots, n$$

- $$\begin{aligned}
[\tilde{f}_2^e, u^e]_{s_e}^{s_{e+1}} &= \int_0^{\tau_e} \tilde{f}_2^e(s_e + s) u^e(s_{e+1} - s) ds = \int_0^{\tau_e} f_2^e \delta(s - s_{e+1}) u^e(s_{e+1} - s) ds \\
&\Rightarrow [\tilde{f}_2^e, u^e]_{s_e}^{s_{e+1}} = f_2^e u_1^e
\end{aligned} \tag{70}$$

- $$\begin{aligned}
[\tilde{f}_1^e, u^e]_{s_e}^{s_{e+1}} &= \int_0^{\tau_e} \tilde{f}_1^e(s_e + s) u^e(s_{e+1} - s) ds = \int_0^{\tau_e} f_1^e \delta(s - s_e) u^e(s_{e+1} - s) ds \\
&\Rightarrow [\tilde{f}_1^e, u^e]_{s_e}^{s_{e+1}} = f_1^e u_2^e
\end{aligned} \tag{71}$$

## B Calculation of $[N_i, N_j]$ and $[N_i', N_j']$

The  $n + 2 - j$  node is symmetric to the  $j$  node. The integral

$$[N_i, N_j] = (N_i, N_{n+2-j}) = \int_0^t N_i(s) N_{n+2-j}(s) ds$$

may be non-zero only if the  $i$  and  $n + 2 - j$  nodes coincide or are neighbouring, that is, for a particular  $i$  there are only three cases for non-vanishing terms

- *Case 1.*  $n + 2 - j = i$

$$\begin{aligned}
[N_i, N_j] &= \int_0^t N_i(s) N_j(t - s) ds = \int_0^t N_i(s) N_{n+2-j}(s) ds = \int_0^t N_i(s) N_i(s) ds \\
&= \int_{s_{i-1}}^{s_{i+1}} N_i(s)^2 ds = \int_{s_{i-1}}^{s_i} \left( \frac{s - s_{i-1}}{\tau_{i-1}} \right)^2 ds + \int_{s_i}^{s_{i+1}} \left( \frac{s_{i+1} - s}{\tau_i} \right)^2 ds \\
&= \frac{\tau_{i-1}}{3} + \frac{\tau_i}{3} \quad \Rightarrow [N_i, N_j] = \frac{\tau_i + \tau_{i+1}}{3}.
\end{aligned}$$

- *Case 2.*  $n + 2 - j = i + 1$

$$[N_i, N_j] = \int_0^t N_i(s) N_{n+2-j}(s) ds = \int_0^t N_i(s) N_{i+1}(s) ds = \int_{s_i}^{s_{i+1}} N_i(s) N_{i+1}(s) ds = \int_{s_i}^{s_{i+1}} \left( \frac{s_{i+1} - s}{\tau_i} \right) \left( \frac{s - s_i}{\tau_i} \right) ds = \frac{\tau_i}{6} \Rightarrow [N_i, N_j] = \frac{\tau_i}{6}.$$

- *Case 3.*  $n + 2 - j = i - 1$

$$[N_i, N_j] = \int_0^t N_i(s) N_{n+2-j}(s) ds = \int_0^t N_i(s) N_{i-1}(s) ds = \int_{s_{i-1}}^{s_i} N_i(s) N_{i-1}(s) ds = \int_{s_{i-1}}^{s_i} \left( \frac{s - s_{i-1}}{\tau_{i-1}} \right) \left( \frac{\tau_i - s}{\tau_{i-1}} \right) ds = \frac{\tau_{i-1}}{6} \Rightarrow [N_i, N_j] = \frac{\tau_{i-1}}{6}.$$

Thus, one concludes in the general formula

$$[N_i, N_j] = \begin{cases} \tau_i/6, & i = n + 1 - j \\ (\tau_{i-1} + \tau_i)/3, & i = n + 2 - j \\ \tau_i/6, & i = n + 3 - j \\ 0, & \text{otherwise} \end{cases}. \quad (72)$$

Analogously, one may prove

$$[N'_i, N'_j] = \begin{cases} -1/\tau_i, & i = n + 1 - j \\ 1/\tau_{i-1} + 1/\tau_i, & i = n + 2 - j \\ 1/\tau_{i-1}, & i = n + 3 - j \\ 0, & \text{otherwise.} \end{cases}. \quad (73)$$

After that, the matrices  $\mathbf{K}$  and  $\mathbf{M}$  are written

$$\mathbf{K} = \frac{k}{3} \begin{bmatrix} 0 & \dots & \dots & \tau_2/2 & \tau_1 + \tau_2 & \tau_1/2 \\ 0 & \dots & \tau_3/2 & \tau_2 + \tau_3 & \tau_2/2 & 0 \\ \vdots & \vdots & \vdots & \vdots & \vdots & \vdots \\ \tau_{n-1} + \tau_n & \tau_{n-1}/2 & 0 & 0 & \dots & 0 \\ \tau_n/2 & 0 & 0 & \dots & \dots & 0 \end{bmatrix} \quad (74)$$

and

$$\mathbf{M} = m \begin{bmatrix} 0 & \dots & \dots & -1/\tau_2 & 1/\tau_1 + 1/\tau_2 & -1/\tau_1 \\ 0 & \dots & -1/\tau_3 & 1/\tau_2 + 1/\tau_3 & -1/\tau_2 & 0 \\ \vdots & \vdots & \vdots & \vdots & \vdots & \vdots \\ 1/\tau_{n-1} + 1/\tau_n & -1/\tau_{n-1} & 0 & 0 & \dots & 0 \\ -1/\tau_n & 0 & 0 & \dots & \dots & 0 \end{bmatrix}, \quad (75)$$

respectively.

## C Calculation of Nodal Forces

From eqs (20), (25a) and (63), one obtains

$$\begin{aligned} F_1^e &= \int_0^{\tau_e} f(s_e + s) N_1^e(s_{e+1} - s) ds = f_0 \int_0^{\tau_e} \cos(\Omega(s_e + s)) \frac{s_{e+1} - (s_{e+1} - s)}{\tau_e} ds \\ &= (f_0/\tau_e) \int_0^{\tau_e} \cos(\Omega(s_e + s)) s ds. \end{aligned} \quad (76)$$

Similarly

$$\begin{aligned} F_2^e &= \int_0^{\tau_e} f(s_e + s) N_2^e(s_{e+1} - s) ds = f_0 \int_0^{\tau_e} \cos(\Omega(s_e + s)) \frac{(s_{e+1} - s) - s_e}{\tau_e} ds \\ &= (f_0/\tau_e) \int_0^{\tau_e} \cos(\Omega(s_e + s)) (\tau_e - s) ds. \end{aligned} \quad (77)$$

Also, it is easy to see that

$$\int_0^{\tau_e} \cos(\Omega(s_e + s)) s ds = (1/\Omega) [\sin(\Omega(s_e + \tau_e))\tau_e + (1/\Omega) (\cos(\Omega s_{e+1}) - \cos(\Omega s_e))],$$

with the aid of which eqs (76) and (77) become

$$F_1^e = (f_0/\Omega) \sin(\Omega s_{e+1}) + (f_0/\tau_e \Omega^2) [\cos(\Omega s_{e+1}) - \cos(\Omega s_e)], \quad (78)$$

$$F_2^e = -(f_0/\Omega) \sin(\Omega s_e) - (f_0/\tau_e \Omega^2) [\cos(\Omega s_{e+1}) - \cos(\Omega s_e)]. \quad (79)$$

## References

- [1] P. Amiri-Hesaver, A. G. Karimi and M. Ostoja-Starzewski. IBVP for electromagnetic–elastic materials: variational approach. *Mathematics and Mechanics of Complex Systems*, 8:47–67, 2020.
- [2] G. Apostolakis and G. F. Dargush. Mixed variational principles for dynamic response of thermoelastic and poroelastic continua. *International Journal of Solids and Structures*, 50:642–650, 2013.
- [3] G. Apostolakis and G. F. Dargush. Variational methods in irreversible thermoelasticity: theoretical developments and minimum principles for the discrete form. *Acta Mechanica*, 224:2065–2088, 2013.
- [4] G. F. Dargush. Mixed convolved action for classical and fractional derivative dissipative dynamical systems. *Physical Review E*, 86:066606, 2012.
- [5] G. F. Dargush, G. Apostolakis, B. T. Darrall, and J. Kim. Mixed convolved action variational principles in heat diffusion. *Int. J. Heat Mass Transfer*, 100:790–799, 2016.
- [6] G. F. Dargush, B. T. Darrall, J. Kim, and G. Apostolakis. Mixed convolved action principles in linear continuum dynamics. *Acta Mechanica*, 226:4111–4137, 2015.
- [7] G. F. Dargush and J. Kim. Mixed convolved action. *Physical Review E*, 85:066606, 2012.
- [8] B. T. Darrall and G. F. Dargush. Variational principle and time-space finite element method for dynamic thermoelasticity based on mixed convolved action. *European Journal of Mechanics/ A Solids*, 71:351–364, 2018.
- [9] M. E. Gurtin. Variational principles for linear theory of viscoelasticity. *Archives for Rational Mechanics and Analysis*, 13:179–191, 1963.
- [10] M. E. Gurtin. Variational principles for linear elastodynamics. *Archives for Rational Mechanics and Analysis*, 16:34–50, 1964.
- [11] M. E. Gurtin. Variational principles for linear initial-value problems. *Quarterly of Applied Mathematics*, 22:252–256, 1964.
- [12] V.K. Kalpakides and A. Charalambopoulos. On Hamilton’s principle for discrete and continuous systems. *arXiv:1912.08490v1 [math-ph]*, 2019.

- [13] J. Kim. Higher order temporal finite element methods through mixed formalisms. *SpringerPlus*, 3:458, 2014.
- [14] J. S. Peng, R. W. Lewis, and J. Y. Zhang. A semi-analytical approach for solving forced vibration problems based on convolution-type variational principle. *Computers and structures*, 59:167–177, 1996.
- [15] P. Rafalski. A variational principle for the coupled thermoelastic problem. *International Journal of Engineering Science*, 6:465–471, 1968.
- [16] J. N. Reddy. Modified Gurtin’s variational principles in the linear dynamic theory of viscoelasticity. *International Journal of Solids and Structures*, 12:227–235, 1976.
- [17] J. N. Reddy. Variational principles for linear coupled dynamic theory of thermoviscoelasticity. *International Journal of Engineering Sciences*, 14:605–616, 1976.
- [18] E. T.onti. On the variational formulation for linear initial value problems. *Anal. Mat. Pura Appl.*, 95:331–359, 1973.

	FEM, One-step						Exact
Time	$\tau = 0.1$	$\tau = 0.05$	$\tau = 0.025$	$\tau = 0.02$	$\tau = 0.0125$	$\tau = 0.01$	
1	0.1018	0.0960	0.0946	0.0944	0.0942	0.0942	0.0941
2	-0.2012	-0.1900	-0.1872	-0.1869	-0.1865	-0.1864	-0.1863
3	0.2960	0.2801	0.2761	0.2756	0.2751	0.2750	0.2747
4	-0.3839	-0.3643	-0.3594	-0.3588	-0.3581	-0.3580	-0.3577
5	0.4628	0.4410	0.4354	0.4347	0.4340	0.4338	0.4335
6	-0.5309	-0.5085	-0.5026	-0.5019	-0.5012	-0.5010	-0.5007
7	0.5867	0.5654	0.5597	0.5590	0.5583	0.5581	0.5578
8	-0.6288	-0.6105	-0.6054	-0.6048	-0.6042	-0.6040	-0.6037
9	0.6563	0.6429	0.6390	0.6385	0.6379	0.6378	0.6376
10	-0.6685	-0.6619	-0.6595	-0.6592	-0.6589	-0.6588	-0.6587

Table 1: Approximate solution of the free vibration problem for various time steps.

	FEM, One-step						Exact
Time	$\tau = 0.1$	$\tau = 0.05$	$\tau = 0.025$	$\tau = 0.02$	$\tau = 0.0125$	$\tau = 0.01$	
1	0.7713	0.7722	0.7725	0.7725	0.7725	0.7725	0.7726
2	-1.4247	-1.4253	-1.4254	-1.4254	-1.4255	-1.4255	-1.4255
3	1.8657	1.8638	1.8632	1.8631	1.8630	1.8630	1.8630
4	-2.0418	-2.0349	-2.0329	-2.0327	-2.0324	-2.0324	-2.0323
5	1.9523	1.9386	1.9348	1.9343	1.9338	1.9337	1.9335
6	-1.6478	-1.6270	-1.6212	-1.6205	-1.6197	-1.6196	-1.6192
7	1.2188	1.1927	1.1853	1.1844	1.1834	1.1832	1.1828
8	-0.7766	-0.7493	-0.7413	-0.7403	-0.7392	-0.7390	-0.7385
9	0.4296	0.4072	0.4001	0.3992	0.3982	0.3980	0.3976
10	-0.2607	-0.2506	-0.2464	-0.2458	-0.2452	-0.2450	-0.2448

Table 2: Approximate values of position for the forced vibration problem,  $f_0 = 5$ ,  $\Omega = 3.6$ .

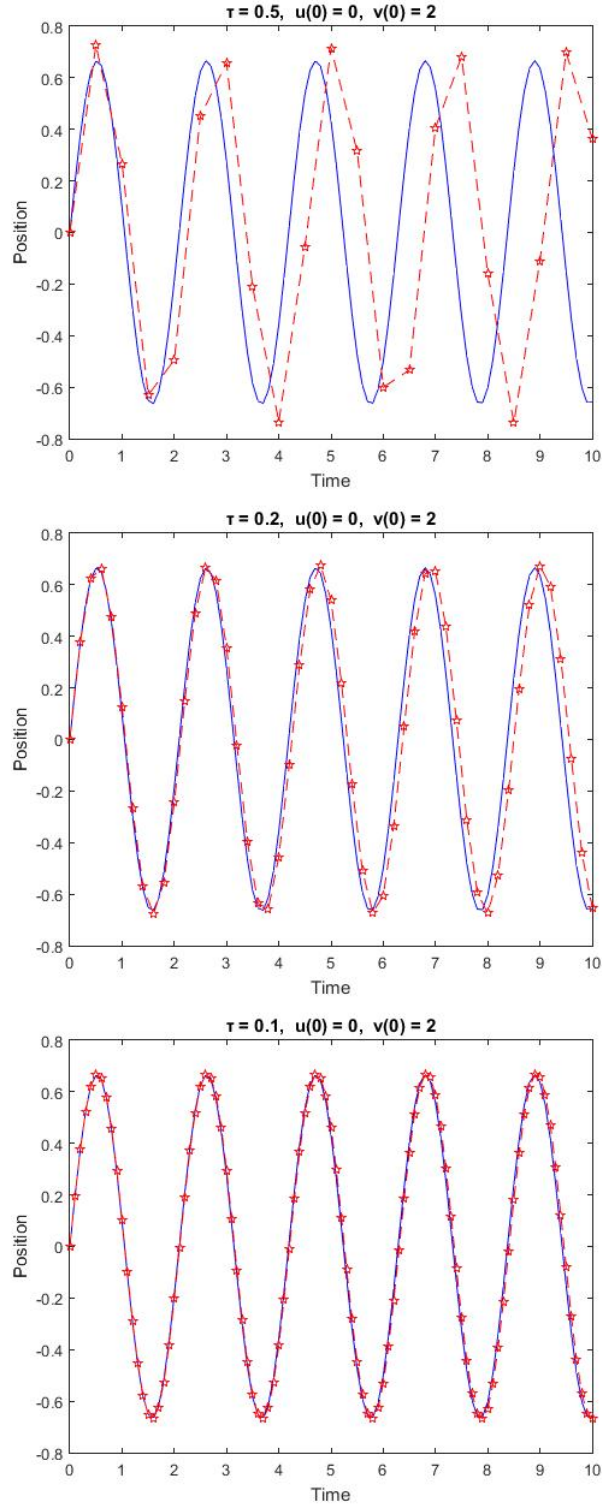


Figure 1: FEM approximation for the free vibration for different values of the  $\tau$ , the continuous line is the exact solution

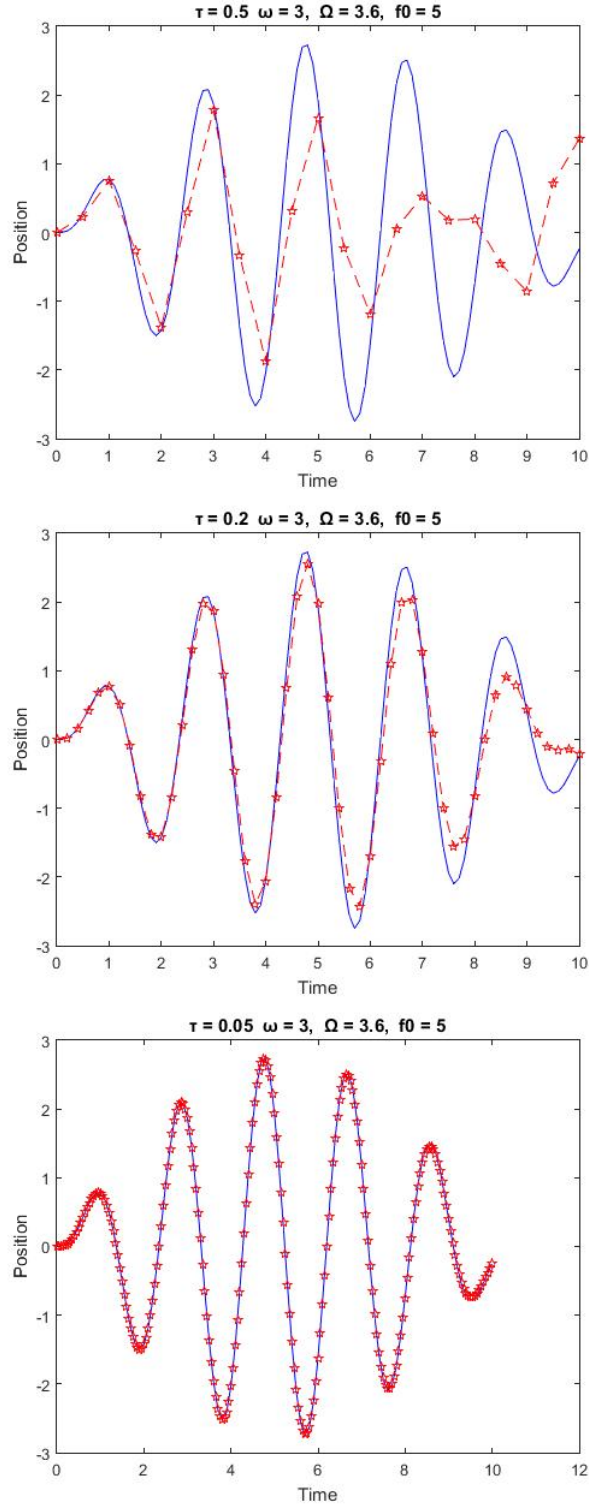


Figure 2: FEM and one-step approximation schemes (asterisks) for the forced vibration, for different values of the  $\tau$  versus the exact solution (blue solid line)



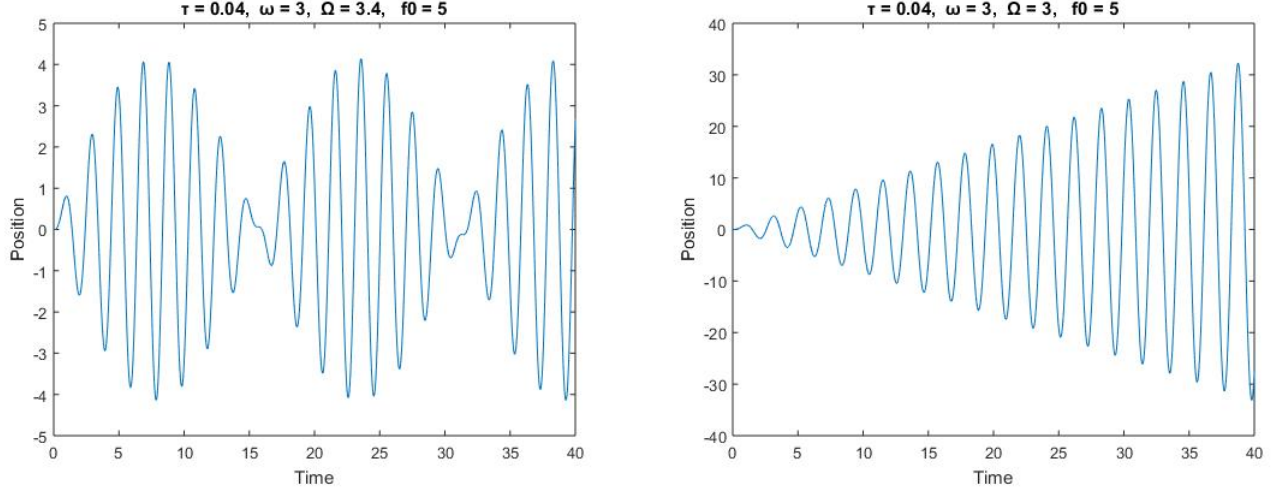


Figure 3: On the left: Characteristic pattern of a vibration imposed by external force. On the right: Resonance

time	$\tau = 0.5$			$\tau = 0.01$		
	$F$	$O$	$D \times 10^{14}$	$F$	$O$	$D \times 10^{12}$
1	0.7678	0.7678	0	0.7725	0.7725	-0.0356
2	-1.4215	-1.4215	0.0444	-1.4255	-1.4255	0.0429
3	1.8691	1.8691	0	1.8630	1.8630	-0.0551
4	-2.0581	-2.0581	0.2665	-2.0324	-2.0324	0.0226
5	1.9850	1.9850	-0.1110	1.9337	1.9337	-0.0628
6	-1.6952	-1.6952	0.2220	-1.6196	-1.6196	0.2720
7	1.2718	1.2718	-0.0888	1.1832	1.1832	-0.3257
8	-0.8185	-0.8185	0.2554	-0.7390	-0.7390	0.3303
9	0.4369	0.4369	-0.4441	0.3980	0.3980	-0.3147
10	-0.2060	-0.2060	0.5718	-0.2450	-0.2450	0.1495

Table 3: Forced oscillation for  $\Omega = 3.6$ ,  $f_0 = 5$ ,  $F$ : FEM approximation,  $O$ : One-step approximation,  $D = F - O$ .