

# Origin and binary evolution of millisecond pulsars

Francesca D'Antona and Marco Tailo

**Abstract** We summarize the channels formation of neutron stars (NS) in single or binary evolution and the classic recycling scenario by which mass accretion by a donor companion accelerates old NS to millisecond pulsars (MSP). We consider the possible explanations and requirements for the high frequency of the MSP population in Globular Clusters. Basics of binary evolution are given, and the key concepts of systemic angular momentum losses are first discussed in the framework of the secular evolution of Cataclysmic Binaries. MSP binaries with compact companions represent end-points of previous evolution. In the class of systems characterized by short orbital period  $P_{\text{orb}}$  and low companion mass we may instead be catching the recycling phase ‘in the act’. These systems are in fact either MSP, or low mass X-ray binaries (LMXB), some of which accreting X-ray MSP (AMXP), or even ‘transitional’ systems from the accreting to the radio MSP stage. The donor structure is affected by irradiation due to X-rays from the accreting NS, or by the high fraction of MSP rotational energy loss emitted in the  $\gamma$  rays range of the energy spectrum. X-ray irradiation leads to cyclic LMXB stages, causing super-Eddington mass transfer rates during the first phases of the companion evolution, and, possibly coupled with the angular momentum carried away by the non-accreted matter, helps to explain the high positive  $\dot{P}_{\text{orb}}$ ’s of some LMXB systems and account for the (apparently) different birthrates of LMXB and MSP. Irradiation by the MSP may be able to drive the donor to a stage in which either radio-ejection (in the redbacks) or mass loss due to the companion expansion, and ‘evaporation’ may govern the evolution to the black widow stage and to the final disruption of the companion.

---

Francesca D'Antona  
INAF-Rome Observatory, Address of Institute, e-mail: francesca.dantona@inaf.it

Marco Tailo  
University of Padua, Address of Institute e-mail: marco.tailo@gmail.com

## 1 Introduction

Understanding millisecond pulsars (MSP) has a particular appeal for stellar evolution, for its breadth among a number of still open problems, first of all those belonging to the neutron star (NS) formation, such as the different paths to supernova explosions, the supernova kicks and the initial mass distribution of NSs. In addition, the binary evolution to the MSP stage is either affected by crude parametrization of difficult phases (common envelope, systemic angular momentum losses) or by subtle issues, such as the description of ‘illumination’ by X-rays or by the MSP energy loss, and its effect on the structure of the companion star in the short and long term evolution. Thus this review focuses on a few problems and ignores most of the surrounding rich physics of these objects.

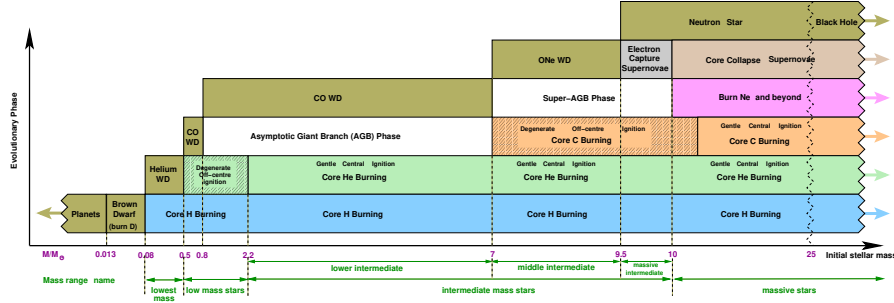
We shortly discuss the channels of neutron star (NS) formation in single and binary stellar evolution and deal with the problem of the high frequency of MSP in Globular Clusters (GCs) in Sect. 2. Then we summarize basic concepts of binary evolution in Sect. 3. As a comparison key study, we discuss the secular evolution of Cataclysmic Binaries (CBs) in Sect. 4, and give a coarse comparison between the orbital period distribution of these systems and that of MSP and low mass X-ray binary systems. Sect. 5 discusses the evolution of different classes of MSP binaries, those having compact remnant companions, while Sect. 6 deals with the evolution of low mass – short period LMXB and MSP. The role of ‘irradiation’ or ‘illumination’ is discussed and found relevant, together with ‘radioejection’ and ‘evaporation’ to explain the different period distribution of the binary MSP.

## 2 The origin of millisecond pulsars

The topic consists of two generally independent problems: the formation of neutron stars (NS) and the acceleration of the NS to millisecond periods. The fact that MSPs are statistically much more abundant in Globular Clusters points to an important formation role for these stellar ensembles.

### 2.1 The formation of single neutron stars

The evolution of single stars as a function of their initial mass is schematically shown in Figure 1, from the work by Karakas & Lattanzio (2014, [59]) which we take as general reference for this Section. The mass boundaries between different kinds of evolutionary paths must be regarded as indicative only, because the precise mass values depends both on physical inputs (e.g. the metallicity) and on the assumptions made on those inputs of evolution which are not known from first principles (e.g. mass loss or core overshooting) and thus have to be educately parametrized. Masses which ignite helium in the core within the age of the Universe ( $\gtrsim 0.8 M_{\odot}$ )



**Fig. 1** From Karakas & Lattanzio [59], the scheme shows how the initial stellar mass determines the main nuclear burning phases, as well as the fate of the final remnant. NS are the remnants of ecSN and CCSN, from  $M \sim 9.5 - 25 M_{\odot}$ .

and up to  $\sim 7 M_{\odot}$  develop carbon–oxygen (C–O) cores. Their evolution proceeds along the Asymptotic Giant Branch (AGB) phase, through thermal pulses ([51]) and mass loss. Finally they become C–O white dwarfs (WDs). In a small range of masses above  $7 M_{\odot}$ , which develop C–O core masses  $1.1 \lesssim M_{C-O}/M_{\odot} \lesssim 1.35$ , carbon is ignited in conditions of semi-degeneracy, the energy released is able to expand the core, which is further processed to become an oxygen–Neon (O–Ne) core. Above the core, the star experiences thermal pulses and mass-loss (‘super-AGB’ evolution). The final outcome is generally an O–Ne WD. If the core can grow beyond the Chandrasekhar limit, electron captures occur before the core can ignite Neon. The depletion of electron pressure in the core induces the core collapse to nuclear densities in the event named “electron-capture supernova” (ecSN)<sup>1</sup>. In larger masses, the supernova explosion occurs when the star has ignited all elements up to iron, and the core collapse is caused by the iron ignition (core collapse supernova, CCSN). Up to an initial mass estimated to be  $\sim 20\text{--}25 M_{\odot}$ , the remnant of CCSNs are neutron stars, while above a black hole is formed.

Thus NS can be born from either ecSN or CCSN, from an initial mass range  $\sim 9.5\text{--}25 M_{\odot}$ .

## 2.2 Formation of neutron stars in binaries

The scheme of neutron star formation is largely modified when we deal with the evolution of binary systems. In general, the mass range of both CCSN and ecSN becomes larger.

- 1 **CCSN:** The binary channel to CCSN also includes the so-called delayed Type II SN, exploding in binaries in which the mass necessary for the event is obtained by mass exchange [125].

<sup>1</sup> In Fig. 1 ecSN occur for an initial mass range of  $\sim 0.5 M_{\odot}$ , but this value is very dependent on the modelization of the evolution of super-AGB phase [88].

- 2 **ecSN**: The binary evolution has an important role which can end in a higher frequency of ecSN events, as described by Podsiadlowski et al. [87]. In binaries beginning mass transfer when the donor is evolving through the Hertzsprung gap, before reaching the giant branch location, the star may avoid the second dredge up (2DU) phase which in single stars reduces the mass of the helium core remnant from the main sequence evolution. This He-core mass is the dominant factor in the following evolution, as it is converted into the initial C-O core mass by helium burning. If, for a given initial mass, the C-O core is larger, the larger is its probability to become an ecSN instead of a plain O-Ne WD.
- 3 **AIC ecSN**: in an interacting binary containing an O-Ne WD, accretion may push the WD above the Chandrasekhar mass, in an ecSN event named “accretion induced collapse” (AIC) (e.g. [77], [41]).

### 2.3 The MSP formation

We recall that timing measurements allow to detect the spin period of pulsars ( $P_s$ ) and its time derivative ( $\dot{P}_s$ ). The hypothesis that the loss of rotational energy of the pulsar equals the amount of magnetic dipole radiation emitted yields an estimate of the average strength of the dipole component of the pulsar magnetic field at the surface ( $B_s$ ). A spin-down age may also be defined by  $\tau = \frac{P_s}{2\dot{P}_s}$ .

The  $P_s$  and  $\dot{P}_s$  data then allow to build the  $B_s$  versus  $P_s$  diagram, which best describes the evolution of pulsars. MSP are identified as a class of ‘old’ NSs. The very low  $\dot{P}_s$ ’s ( $< 10^{-18}$ ), a modest loss of rotational energy due to emission of magnetodipole waves, imply that their magnetic field is 3–5 orders of magnitude lower than that of young pulsar. Thus these pulsars have high  $\tau$  and are visible as MSP for gigayears after their formation.

Soon after the discovery of the first MSP, PSR 1937+21 (a single NS, but possibly previously host in a binary [6]), a model was proposed to explain its 1.55 ms spin period as due to accretion of mass and angular momentum from a binary companion. PSR 1937+21 was then recognized as a “recycled”<sup>2</sup> pulsar[4]. The recycling model was also testified [38] by the existence of accreting NS, in the Low Mass X-ray Binaries (LMXBs), and confirmed by the discovery of accreting X-ray MSPs (AMXPs), whose first example has been SAX J1808-3658[123]. Following [53], accretion can occur on the NS if the magnetospheric radius (where the accretion disc is destroyed by the magnetic pressure) is inside the corotation radius, where the keplerian velocity equals the rotation velocity of the NS. Mass and angular momentum are then accreted from the inner rim of the disk, and the NS spins up, so the corotation radius becomes closer to the NS. When, the corotation radius becomes smaller than the magnetospheric radius, matter is centrifugally dispersed and can not accrete (propeller effect). We may expect that in MSPs, accretion of mass and

---

<sup>2</sup> This term had already been used to describe the status of the pulsar in the Hulse-Taylor binary NS PSR B1913+16, discovered in 1974

angular momentum on the NS through the accretion disc may have already pushed the NS spin at the equilibrium value which is roughly equal to the keplerian angular frequency at the inner rim of the disc [43].

### 2.3.1 The lack of sub-millisecond pulsars and the radio-ejection

The spin evolution of NS depends on important details, e.g. on the role of the neutron star matter equation of state and of the same NS spin in determining the NS radius, on how the magnetic field of the NS is modified by accretion, and on the disk description itself. The minimum observed spin period of MSP (1.55 ms) can be obtained by the modest mass accretion  $\sim 0.1 M_{\odot}$ , for any assumption on the equation of state for the neutron star matter, and is much longer than the limiting period  $P_{\text{sh}}$  below which the star becomes unstable to mass shedding at its equator (see [24]). Further, a reasonable transfer of  $\sim 0.3 M_{\odot}$  appears sufficient to bring the NS down to its maximum spin [18] well below 1 ms, posing the problem of why we do not see sub-millisecond pulsars.

Apart that observing such short periods is a challenging task, it is possible that the energetic MSPs do not allow further accretion. Nevertheless, the corotation radius is close to the NS surface, so a strong energy loss from the NS is needed to efficiently get rid, via the propeller mechanism, of the matter further lost by the donor during its whole secular evolution. Burderi et al. [19] proposed instead that a ‘radio-ejection’ mechanism sets in when two circumstances happen together: the radio pulsar becomes active and the magnetic pressure due to the NS overcomes the disk internal pressure, so that the disk becomes unstable and the MSP prevents further accretion directly at the inner lagrangian point. The specific angular momentum associated to this mass loss will be dominant to estimate the further secular evolution (see Sect. 6). The radio-ejection conditions depend on a high power of the pulsar spin, but it is more efficient than the propeller, as the mass loss is driven by the system secular evolution and not by the rotational energy loss of the MSP. The role of radio-ejection (claimed [17] for PSR J1740–53) may be important and affect many MSP binaries.

## 2.4 Binary and single MSPs and the Globular Clusters environment

The recycling model implies that there has been a stage of the NS life during which it has been a component of an interacting binary. The (few) single MSPs observed are generally regarded as previous binaries whose companion has been fully evaporated by the pulsar radiation, if it is the remnant of an LMXB. Was the NS formed with the same companion which later on caused the recycling? This is possible in particular cases, but not strictly necessary for the bulk of MSPs found in Globular Clusters (GC), where binaries containing NS may be formed by tidal capture, binary exchanges or direct collisions[55]. MSPs in the field should then be the outcome

of the evolution of pristine binary systems (see Sect 5.1, 5.2, 5.3)<sup>3</sup>, while MSPs in GCs can result both from the evolution of primordial systems and from new binaries formed after the NS formation by means of dynamical interactions [60]. And in fact the dynamical role of the GC environment must be overwhelming, as  $\sim 40\%$  of MSPs are found in GCs, despite the Galaxy is  $10^3$  times more massive than the entire GC system<sup>4</sup>. A similar overabundance holds for LMXBs, reinforcing the hypothesis.

The dominant presence of MSPs and LMXBs in GCs poses the question that the GC must retain at least a fraction of the NS. This is not so obvious, as, in fact, we expect that most of the NS born from CCSN are expelled from clusters, as there is a momentum kick resulting from the supernova, due to the explosion asymmetries. The kick is a consequence of non radial hydrodynamic instabilities, such as neutrino driven convection or accretion shock instability (see [56] and references therein) in the collapsing stellar core.

Average observed kick velocities are very large, obviously much larger than the escape velocity from typical clusters. The important issue is then to look at the constraints on the fraction of *low velocity* pulsars. It is estimated that the average 3D initial pulsar velocity in the galactic disk is  $\sim 400$  Km/s, with a 1D rms velocity of  $\sigma = 265$  Km/s [50] and in these conditions only a fraction as low as  $3 \times 10^{-3}$  have space velocities below 60 Km/s and could be retained in GCs. In other models [39] the fraction of pulsars below 60 Km/s varies in the ample range 0.012–0.135.

The binary channels are favoured for the NS retention, as we expect that their SN are subject to smaller kicks<sup>5</sup>, thanks to two different possible reasons:

1) some CCSN explosions may occur in an ‘ultra-stripped’ progenitor, already deprived of its hydrogen envelope by previous mass loss and transfer to the companion, so they eject a small mass, often with a low binding energy. In this case, at least the ultra-stripped CCSN with relatively small iron cores may lead to fast explosions and get small kicks;

2) a smaller energy of explosion —because the H-envelope is small— also occurs in the ecSN due to accretion induced collapse (AIC) of an O–Ne WD [74], and in single ecSN, as these latter events occur at the lower mass edge of the SN explosions range. A smaller kick velocity is produced as a consequence. The explosions are under-energetic because there is too little mass to absorb neutrinos —see e.g. the numerical simulations in [30].

Synthetic computation of NS formation and evolution to MSP in GCs can be found. The recent numerical study [124] shows that GCs born with the typical present-day mass of  $M_{GC} = 2 - 5 \times 10^5 M_{\odot}$  may produce up to 10–20 MSP, while initially more massive GCs of  $\sim 10^6 M_{\odot}$  can produce  $\sim 100$  MSP. The larger number is to be ascribed both to the larger number of NS formed, keeping the same assumptions on the formation channels, and to the lower escape velocity ( $v_e \propto \sqrt{M_{GC}}$ ).

<sup>3</sup> Note anyway the scenario proposed by Grindlay et al. 1985 [46]: also the bulge LMXBs may have been formed in GCs, later on destroyed by repeated tidal stripping and shocking in the galactic plane.

<sup>4</sup> MSPs in the galactic field are 252, and those in GCs are 149 at the time of writing (Dec. 2019)

<sup>5</sup> The dependence of the kick velocity on the mass ejected in the SN event is tentatively taken into account in [15, 16, 44].

As far as the initial mass of globular clusters is concerned, it is important to point out that a number of recent studies [66, 8, 119] have indeed concluded that many clusters must have been initially significantly more massive and lost a significant fraction of their initial mass. Several models for the formation of multiple stellar populations also require globular clusters to be initially more massive (see Gratton et al. [45] for a review). The MSP production in globular clusters could therefore be significantly larger (see [124]).

### 3 Concepts of binary evolution

Interacting binary evolution is a necessary ingredient for the formation of an MSP, and in many cases for the formation of the NS itself. We summarize here the main properties of binary interaction and take notice of the relevance of some concepts for the case of MSP evolution.

The first important summary review is by Paczynski [79], whose basic definitions and relevant concepts are still used, also in this short summary.

#### 3.1 The Roche lobe and the radius evolution of single stars

The most important way of how mass can be transferred from one star to the other is the ‘Roche-lobe overflow’ (RLOF). The definition of Roche lobe for a binary component is based on the potential surfaces defined by the gravitational potential of the two orbiting masses plus the centrifugal force acting on a mass-less test particle in a reference frame co-rotating with the binary, in a number of simplifying assumptions (the orbit has zero eccentricity, the gravitational fields of the stars can be approximated as those of point masses, and stellar rotation is synchronised with the orbital motion). The gravitational potential has 5 ‘Lagrangian points’ where the gradient of the effective potential is zero. Three points lie along the line that connects the two stars. The equipotential surface that passes through L1 (the critical Roche-Lobe potential) connects the gravitational spheres of influence of the two stars. If one star begins filling its Roche lobe, matter can flow through the L1 point into the Roche lobe of the other star. Approximating the Roche lobe volume with a sphere, the Roche lobe radius of the component  $M_d$  ( $R_{RLd}$ ) can be evaluated with the expression by Eggleton [32]

$$\frac{R_{RLd}}{a} = \frac{0.49q^{-2/3}}{0.6q^{-2/3} + \ln(1 + q^{-1/3})} \quad (1)$$

where  $a$  is the orbital separation,  $q = M_d/M_{acc}$  is the mass ratio, and  $M_{acc}$  is the mass of the companion (the accreting component, if mass transfer takes place).

The expression by Kopal [78] is still very useful for  $q \lesssim 0.5$ :

$$\frac{R_{RLd}}{a} = \frac{2}{3^{4/3}} \left( \frac{M_d}{M_d + M_{acc}} \right)^{1/3} \quad (2)$$

This expression, coupled with Kepler’s third law

$$\left( \frac{2\pi}{P_{orb}} \right)^2 a^3 = G(M_d + M_{acc}) \quad (3)$$

provides a useful relation between the orbital period  $P_{orb}$ , the mass and radius of the donor, in the hypothesis that the donor fills the Roche lobe:

$$P_{orb} = \frac{9\pi}{\sqrt{2G}} R_{RLd}^{3/2} M_d^{-1/2} \simeq 9hr \left( \frac{R_{RLd}}{R_\odot} \right)^{3/2} \left( \frac{M_d}{M_\odot} \right)^{-1/2} \quad (4)$$

Eq. 4 is an useful first order evaluation of the donor possible mass-radius relations, depending on its structure (main sequence, giant, white dwarf, mixed H–He degenerate remnant).

A binary in which both component are inside their Roche lobe is ‘detached’. The life of an interacting binary begins when one of the component becomes a mass ‘donor’, filling its Roche lobe and beginning mass transfer to the companion. Three cases of mass exchange are defined by Paczynski [79]. Case A occurs when the donor fills the Roche lobe during the main sequence stage; case B occurs when it is out of the main sequence, or during the red giant branch evolution; case C occurs when the donor is evolving through the AGB that is when it burns hydrogen and helium in a shell. From Eq. 1 which case applies depends on the separation  $a$  and on the mass ratio  $q$ .

*Role for MSP:* The historical subdivision in case A, B and C is still important to understand the previous evolution of MSP binaries, whose former donor is now a compact object (see Sect. 5).

### 3.2 The radius change due to mass loss

The most important property of mass transfer is its stability, and this depends on the comparison of the response of the stellar radius, to the concomitant response of the Roche lobe radius to mass loss. We define the three *mass-radius exponents*, from which three different *timescales of mass transfer* depend.

#### Mass–radius exponents

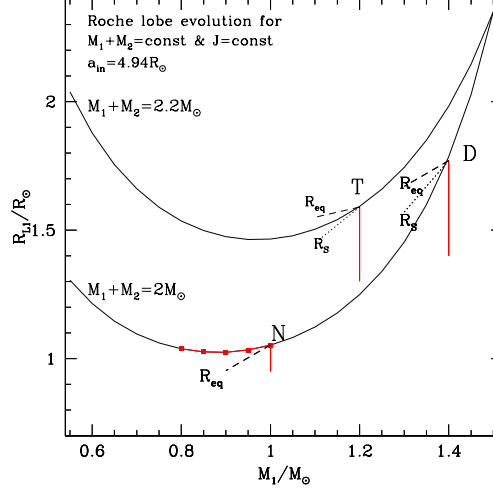
*adiabatic:*  $\zeta_S = \left( \frac{\partial \log R_d}{\partial \log M_d} \right)_S$  – change at constant entropy

*equilibrium:*  $\zeta_{eq} = \left( \frac{\partial \log R_d}{\partial \log M_d} \right)$  – change preserving hydrostatic and thermal equilibrium

*Roche lobe:*  $\zeta_{RLd} = \left( \frac{\partial \log R_{RLd}}{\partial \log M_d} \right)$



**Fig. 2** Roche lobe radius in conservative evolution starting from an initial separation  $a_{in}=4.94R_{\odot}$  for two examples with different total mass. A possible donor evolves at constant mass, increasing radius, until it meets the Roche lobe. Thereon, the evolution depends on whether the stellar equilibrium radius  $R_{eq}$  remains inside the lobe (evolution on the nuclear timescale), as from the point N, which can follow the Roche lobe conservative evolution—red squares), or it becomes larger, and the evolution is on the thermal timescale (T), or, if the adiabatic radius also becomes bigger than the lobe radius, the system is unstable to dynamic mass transfer (D).



### Timescales of mass transfer

*nuclear:*  $\zeta_{RLd} < \min(\zeta_S, \zeta_{eq})$ . Mass transfer is stable, mass loss is due to the *expansion* of the donor caused by nuclear evolution, while the donor remains in hydrostatic and thermal equilibrium. The approximate timescale (for core–H burning) is  $\tau_{nuc} \sim 10 \text{ Gyr} \frac{M}{M_{\odot}} \frac{L_{\odot}}{L}$ . If  $\tau_{nuc}$  is too long (for masses having a timescale of hydrogen burning longer than the age of the Universe), systemic angular momentum losses may act as a driver, on the timescale of *contraction* of the Roche lobe radius;

*thermal:*  $\zeta_S > \zeta_{RLd} > \zeta_{eq}$  Mass transfer is driven by the expansion of the donor, for example when it crosses the Hertzsprung gap after the end of the core–hydrogen burning phase. The star remains in hydrostatic equilibrium, and the mass loss is limited by the thermal readjustment at a maximum value  $\dot{M}_{max} = -\dot{M}_d / \tau_{KH}$ , where  $\tau_{KH} \sim (GM^2)/(2RL) \sim 15 \text{ Myr} (M/M_{\odot})^2 (R/R_{\odot}) (L_{\odot}/L)$

*dynamical:*  $\zeta_{RLd} > \zeta_S$  The adiabatic response of the donor is unable to keep it within the Roche lobe. The growing mass transfer rates reach values  $\dot{M}_{max} = -\dot{M}_d / \tau_{dyn}$ . The evolution is catastrophic, as the star reacts to perturbations to hydrostatic equilibrium on the dynamical timescale  $\tau_{dyn} \sim \sqrt{R^3/GM} \sim 0.04 (M_{\odot}/M)^{1/2} (R_{\odot}/R)^{3/2} \text{ yr}$ .

Fig. 2 exemplifies these three cases<sup>6</sup>.

A typical situation in which dynamical mass transfer ensues is the case of an evolving giant beginning to transfer mass to a less massive companion, as  $\zeta_S \sim -1/3$  for the convective giant envelope, while  $\zeta_{RL} > 0$  (the system becomes tighter). This leads to the “common envelope” (CE) evolution [80] that is assumed to be responsible, e.g., for the formation of cataclysmic binaries [80], and of the double WD merging leading to Type I supernovae [120, 52]. Unfortunately, quantitative computations have been rare [71], as the spiraling-in process of two stars (or a star and a core) embedded in a CE involves a large number of hydrodynamic and thermodynamic processes, occurring on a wide range of time and length scales. Simple expressions have been worked out and widely adopted in the literature. The common assumption is that the gravitational energy lost from the orbit when the mass losing star spirals in towards the companion is partially deposited into rotation and partially into heating of the envelope, and, in principle, it can cause the envelope ejection when it exceeds the binding energy. Thus an efficiency parameter is defined as:  $\alpha_{ce} = \frac{\Delta E_{\text{binding}}}{\Delta E_{\text{orb}}}$  and in the simplest case it is evaluated by:

$$\alpha_{ce} \frac{GM_c M_2}{a_f} = \frac{GM_1^2}{a} \quad (5)$$

where  $M_1$  and  $M_2$  are the initial masses of donor and companion,  $M_c$  is the core mass of the donor (for example the mass of the helium core in case B Roche lobe overflow) and  $a$  and  $a_f$  are the initial and final separations before and after the CE [52]. More elaborated expressions are available (e.g. [68]), but the parametrization remains highly uncertain.

The total derivative of radius and Roche lobe radius with respect to time can be written as:

$$\frac{d \ln R_d}{dt} = \zeta_S \frac{d \ln M_d}{dt} + \left( \frac{\partial \ln R_d}{\partial t} \right)_{\dot{M}=0} \quad (6)$$

$$\frac{d \ln R_{RLd}}{dt} = \zeta_{RLd} \frac{d \ln M_d}{dt} + \left( \frac{\partial \ln R_{RLd}}{\partial t} \right)_{\dot{M}=0} \quad (7)$$

The radius varies *independently* of mass loss on its timescale  $\tau_{R_d} = (\partial \ln R_d / \partial t)_{\dot{M}=0}^{-1}$  due both to thermal relaxation (a contraction, or an expansion) and nuclear evolution (generally an expansion). If the system is isolated, but primary angular momentum ( $J$ ) loss mechanisms are present (for example, magnetic braking and gravitational radiation), also the Roche lobe radius varies in time independently of mass loss, on the timescale  $\tau_J = J/\dot{J} = 2(\partial \ln R_{RLd} / \partial t)_{\dot{M}=0}^{-1}$

<sup>6</sup> inspired by Figure 7.1 in the lectures on binary evolution by Onno Pols, at <http://www.astro.ru.nl/~onnop/education/>

### 3.3 The losses of angular momentum: primary mechanisms

The orbital angular momentum of binaries  $J$  can be written as:

$$J^2 = J_{\text{orb}}^2 = G \frac{M_d^2 M_{\text{acc}}^2}{M} a(1 - e^2) \quad (8)$$

where  $G$  is the gravitational constant,  $e$  the system eccentricity and the total mass is  $M = M_d + M_{\text{acc}}$ . Differentiating we obtain the general orbital evolution equation

$$2 \frac{\dot{J}}{J} = \frac{\dot{a}}{a} + 2 \frac{\dot{M}_d}{M_d} + 2 \frac{\dot{M}_{\text{acc}}}{M_{\text{acc}}} - \frac{\dot{M}}{M} - \frac{2e\dot{e}}{(1 - e^2)} \quad (9)$$

For  $e = 0$  and conservative mass transfer ( $\dot{J} = 0$  and  $\dot{M}_{\text{acc}} = -\dot{M}_d$ ), Eq. 9 reduces to:

$$\frac{\dot{a}}{a} = -2 \left( 1 - \frac{M_d}{M_{\text{acc}}} \right) \frac{\dot{M}_d}{M_d} \quad (10)$$

As  $\dot{M}_d < 0$ , we find the well known result that the separation *increases* when the donor is the less massive component, and *decreases* in the opposite case. A simple way to understand this result is to see it from the point of view that total AM is constant: mass transfer to the more massive component brings matter *closer* to the center of mass, to a status of smaller AM, thus AM must be added to the orbit, which becomes wider. The reverse occurs when matter is transferred to the lighter component, and thus has to achieve AM from the orbit.

In the general case, we must consider all the possible angular momentum variations. We can write

$$\frac{\dot{J}}{J} = \frac{\dot{J}_{GR}}{J} + \frac{\dot{J}_{MB}}{J} + \frac{\dot{J}_{ml}}{J} \quad (11)$$

The two first terms are primary losses, as they act also when the binary is detached, the third one is the consequence of mass loss.

**Magnetic braking: (MB AML)**  $\dot{J}_{MB}/J$ . The single stars having a convective envelope ( $M \lesssim 1.3M_{\odot}$ ) are known to slow down during their main sequence lifetime [101, 102]. The presence of the convective envelope produces a dynamo magnetic field, and turbulence and wind mass loss. Schatzman [98] pointed out that the winds of these stars are magnetically constrained to corotate with the star, out to distances large compared with the stellar radius, so that even a very small amount of mass loss would yield a proportionally much greater loss of angular momentum. This ‘magnetic braking’ is schematized in various parametric ways in the literature, mainly calibrated on the Skumanich relation [101] that the stellar angular velocity decreases as the age at power  $-1/2$ . In [117] the expression (in cgs units) is:

$$\frac{\dot{J}_{MB}}{J} \simeq -0.5 \times 10^{-28} f_{mb}^{-2} \frac{k^2 R_d^4}{a^5} \frac{GM_d^3}{M_d M_{\text{acc}}} s^{-1} \quad (12)$$

where  $R_d$  is the radius of the mass-losing star;  $k^2$  is its gyration radius and  $f_{mb}$  is a constant of order unity. Several other (parametric anyway) formulations have been tested and adopted in the literature.

**Gravitational radiation (GR AML)**  $\dot{J}_{GR}/J$ . From general relativity

$$\frac{\dot{J}_{GR}}{J} = \frac{32G^3}{5c^5} \frac{M_d M_{acc} M}{a^4} s^{-1} \quad (13)$$

where  $c$  is the speed of light in vacuum. This term is especially significant for close orbits, and in particular for short period cataclysmic binaries. Note that gravitational radiation is a physical consequence of the general relativity, but the magnetic braking formulation resides on parameters and functional dependences which are, at best, semiempirical. In fact, calibration of the magnetic braking losses is done by comparison of the results of binary evolution with the properties of the relevant classes of objects.

**Consequential AML**  $\dot{J}_{ml}/J$ : If the mass transfer is non conservative, and a fraction  $\alpha$  of mass is lost by the system, this mass will carry away angular momentum, and we can write:

$$\dot{J}_{ml} = \alpha \dot{M} j_{spec} \quad (14)$$

where  $j_{spec}$  is the specific AM of the mass leaving the system. It is useful to write again  $J_{orb}$ , for circular orbit in terms of the orbital angular velocity  $\omega = \sqrt{GM/a^3}$ :

$$J_{orb} = \frac{M_d M_{acc}}{M} a^2 \omega \quad (15)$$

to explicit how  $j_{spec}$  is written in terms of the total AM of the binary. A typical case considered in the literature is the loss of AM occurring when a nova explosion expels the accumulated hydrogen rich envelope. In this case we can make the assumption that the nova shell is lost with the specific angular momentum of the WD [99]. In cases of mass transfer rates larger than the Eddington limit, a typical assumption is that the mass lost by the donor ( $\dot{M}$ ) is acquired by the accretor up to the Eddington mass accretion rate ( $\dot{M}_{Edd}$  in modulus) but the rest is lost with the specific AM of the accretor  $j_{acc} = a_{acc}^2 \omega = [M_d/(M_{acc}M)] J_{orb}$  (being  $a_{acc} = (M_d/M)a$  the distance of  $M_{acc}$  from the center of mass), and:

$$\frac{\dot{J}_{ml}}{J} = \frac{M_d}{M_{acc}M} (\dot{M} + |\dot{M}_{Edd}|) \quad (16)$$

In the case of wind mass loss from the donor, the associated specific AML is probably that of the donor, while, specifically for low mass companions of MSP in the radio-ejection phase, it has been proposed that the mass lost by this mechanism carries away the specific AM at the inner lagrangian point L1, which is  $j_{L1} = d_{L1}^2 \omega$ , where  $d_{L1}$  is the distance between L1 and the binary center of mass. In this case we can write:

$$\frac{j_{ml}}{J} = \frac{M}{M_d M_{acc}} \frac{d_{L1}^2}{a^2} \times \alpha \dot{M} \quad (17)$$

where the fraction is  $\alpha=1$  for radio-ejection. Note that, fixed  $\dot{M}$ , the AM lost is minimum if the mass is lost from the accretor (which is the mass closer to the barycentre) much larger if the loss is from L1, and a bit larger if the loss is directly from the donor.

*Role for MSP:* MB and GR AML are both considered in the secular binary evolution of short period binary MSP. A role for consequential AML is probably played both during the super-Eddington phases of mass transfer and during the mass loss induced on the companion by the action of the MSP radiation, both in the case of evaporation and in the case of radio-ejection. Whatever the choice for the specific AML associated to mass loss from the system, the term is so important that it may qualitatively affect the result of binary evolution.

### 3.4 The approach of a donor to the Roche lobe contact

Stars have extended atmospheres, so mass flow from the donor begins when the photospheric radius is still smaller than the Roche lobe radius. While the mass flow through the inner Lagrangian point is a complicated hydrodynamical problem, a simple expression to estimate it in the ‘optically thin’ case was developed by Ritter [92].

$$\dot{M} = -\dot{M}_0 \exp\left(\frac{(R_d - R_{RLd})}{H_p}\right) \quad (18)$$

and  $\dot{M}_0 = (1/\sqrt{e})\rho_{ph}v_s Q$ , where  $v_s$  and  $Q$  are the isothermal sound speed and the effective cross section of the flow at  $L_1$ , and  $\rho_{ph}$  is the photospheric density. Eq. 18 shows that the mass transfer rate increases exponentially while the stellar radius approaches the Roche lobe, until the stationary situation is reached, when  $R_d = R_{RLd}$  and  $dR_d/dt = dR_{RLd}/dt$ . In [92] we find the discussion of the evolution of the mass transfer rate and in [28] numerical examples of the different approach to stationary mass loss for different initial donor masses.

We can explicitly write down the acceleration by differentiating Eq. 18, and assuming that  $\dot{M}_0$  is constant:

$$\ddot{M} = \dot{M} \frac{R_d}{H_p} \left[ \frac{d \ln R_d}{dt} - \frac{d \ln R_{RLd}}{dt} \right] \quad (19)$$

Substituting the derivatives as written in Eq. 6 and 7, we write:

$$\ddot{M} = \dot{M} \frac{R_d}{H_p} \left[ (\zeta_S - \zeta_{RLd}) \frac{d \ln M_d}{dt} + \left( \frac{\partial \ln R_d}{\partial t} \right)_{\dot{M}=0} + \left( \frac{\partial \ln R_{RLd}}{\partial t} \right)_{\dot{M}=0} \right] \quad (20)$$

and using the definition of thermal relaxation and AML timescales, we get the timescale of mass transfer:

$$\tau_{\dot{M}} = \frac{\dot{M}}{\ddot{M}} = \frac{H_p}{R_d} \left[ \frac{\dot{M}}{M_d} (\zeta_S - \zeta_{RLd}) + \frac{1}{\tau_{Rd}} - \frac{2}{\tau_J} \right]^{-1} \quad (21)$$

At first, when the donor is still well within its Roche lobe, the dominant term in Eq. 21 is the third one, the timescale of angular momentum loss, and

$$\tau_{\dot{M}} = \frac{\dot{M}}{\ddot{M}} \sim \frac{H_p}{2R_d} \tau_J \quad (22)$$

As soon as the radius reaction to mass loss becomes effective, the first term enters into play, as well as the thermal relaxation term. In the stable case, at the end the two first terms balance the third one and a stationary value for  $\dot{M}$  is achieved

$$-\dot{M}_d = \frac{M_d}{\zeta_S - \zeta_{RLd}} \left[ \frac{1}{\tau_{Rd}} - \frac{2}{\tau_J} \right] \quad (23)$$

The stationary mass transfer in the conservative case is also found directly from Eq. 6 and 7, by requiring that the radius of the donor and of the Roche lobe, and their respective time derivatives are equal. Notice that Eq. 23 requires that  $\zeta_S > \zeta_{RLd}$  for dynamically stable mass transfer (Sect. 3.2).

The approach to the stationary rate thus depends on the characteristic timescales of the donor under consideration. The timescale of non-stationary mass transfer (Eq. 22) is only  $H_p/2R_d \simeq 10^{-4}$  of the secular evolution timescale  $\tau_J$ .

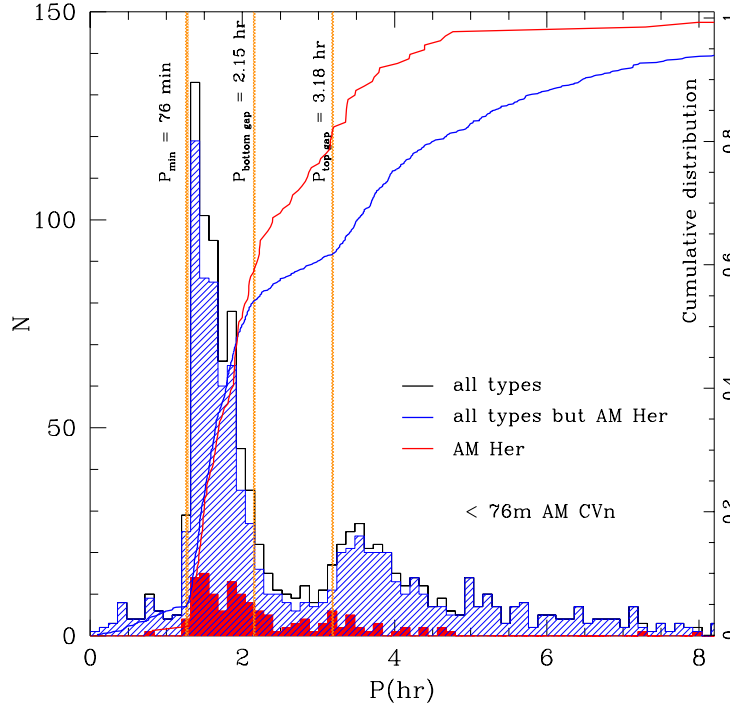
*Role for accreting MSP:* primary losses of AM dominate the timescale and average mass transfer rate for binaries with scarcely evolved companions. If, for any reason, the mass transfer timescale becomes shorter (and thus  $\dot{M}$  larger) a lower  $\dot{M}$  at a following epoch will be necessary. In CBs the irradiation will produce short duration ‘limit cycles’ (King et al. [61]). In LMXBs this produces cycles of mass transfer followed by fully detached stages (see Sect. 6.2).

## 4 Cataclysmic binaries as a comparison key study

We summarize here the concepts framing the secular evolution of Cataclysmic binaries (CBs), semi-detached systems consisting of a quasi-main-sequence donor and a WD companion, because they can be (in part) applied to study the evolution of binaries with NS companions.

At  $P_{\text{orb}} \lesssim 10$  hr the donor of CBs must be a scarcely evolved quasi-MS star, thus primary AML is required to keep the Roche lobe radius in constant contact with the donor radius, allowing stable mass transfer. A ‘standard’ model has been developed to account for the observational properties of different classes of CBs. In particular, the non-magnetic CBs shows a shortage of stars at orbital periods between  $\sim 3.2$  hr and  $\sim 2.15$  hr (period gap), as shown in Fig. 3.

We can write the mass-radius relation as a power law:



**Fig. 3** Period distribution of CBs from the 7th Edition, Release 7.21 (March 2014) of the Catalog by Ritter & Kolb [93]. The cumulative distribution is normalized to the total numbers in the catalogue, but only periods up to 8 hr are shown. The differential distribution shows separately the Polars (AM Her) and the sample not including the polars. The minimum period and the boundaries of the 2-3 hr period gap are highlighted. The gap is well defined by the flattening in the cumulative distribution of CBs, but is not present in the distribution of Polars.

$$\frac{R}{R_{\odot}} = f \left( \frac{M_d}{M_{\odot}} \right)^{\alpha} \quad (24)$$

where  $f \sim 1$  and  $\alpha \sim 1$  for low mass main sequence stars. We can get rid of the dependence of the orbital period on the radius of the mass-losing component in Eq. 4, and obtain:

$$P_{\text{orb}}^2 \propto M_d^{3\alpha-1} \quad (25)$$

The logarithm derivative provides:

$$\frac{\dot{P}_{\text{orb}}}{P_{\text{orb}}} = \frac{3\alpha - 1}{2} \frac{\dot{M}_d}{M_d} \quad (26)$$

The typical average mass transfer rates observed above the gap are  $\sim 10^{-9} M_{\odot}/\text{yr}$ , too large to be provided by GR AML, while they can be met with a reasonable choice of parameters of MB AML from Eq. 12. For a typical mass of  $0.4 M_{\odot}$  the mass loss timescale is  $\sim 0.4/10^{-9} \sim 5 \times 10^8 \text{ yr}$ , similar to the thermal timescale. Such a mass loss keeps the donor out of thermal equilibrium, meaning that its radius remains somewhat larger than the MS radius (or that  $\alpha < 1$  in Eq. 24). The best model to describe the presence of the period gap is to recognize that the donor becomes fully convective at  $P_{\text{orb}} \sim 3 \text{ hr}$ <sup>7</sup>. This change of structure corresponds to a readjustment of the magnetic field in a way that MB AML becomes suddenly much smaller, and allows the donor to contract back to thermal equilibrium. Thus the donor detaches from the Roche lobe and mass transfer stops. It is mainly GR AML that, at this stage, will shrink the orbit and bring the donor again into contact at a period  $\sim 2 \text{ hr}$ . The “disrupted magnetic braking” model was first proposed by Ritter [91]. AM Her or polar CBs (in which the spin of a highly magnetized WD is locked with the  $P_{\text{orb}}$ ) are found in the period gap in the proportion expected if there is no discontinuous behaviour. MB is probably less efficient in these systems, because synchronous rotation allows the connection between the lines of the magnetic fields of donor and of the WD, and there are few open lines left for the wind to carry away angular momentum [122].

Below the gap, the evolution of CBs resumes and proceeds at lower mass loss rate,  $\dot{M} \sim \text{few} \times 10^{-11} M_{\odot}/\text{yr}$ . This can be easily provided by pure GR AML. Even the timescale for such a low mass transfer rate becomes shorter than the thermal timescale, and the low mass donor is driven out of thermal equilibrium and preserves a larger radius. Electron degeneracy becomes increasingly important in the structure approaching the transition to brown dwarf, the mass radius exponent  $\alpha$  lowers, the period reaches a minimum when  $\alpha \sim 1/3$  (Eq. 26), and begins increasing again. Nuclear burning is still active at the minimum period, even if the stellar mass is well below the ‘standard’ minimum mass for core hydrogen burning ( $M \sim 0.08 M_{\odot}$ ), because the structure is not in thermal equilibrium and thus keeps a larger central temperature. Paczynski [81], [82] proposed that the minimum period observed in the period distribution of CBs at 80 min (actually at  $\sim 76 \text{ min}$ , according to the more complete modern inventory, see Fig. 3) is due to GR AML. Thus, in spite of the need to calibrate the parameters in the description, the qualitative (and quantitative) picture of the secular evolution of CBs is settled. For a fresh and updated summary see [62].

#### 4.1 Extension of the CB evolution scheme to X-ray binaries

While the scenario for the evolution of CBs was building up, some bright galactic X-ray sources were discovered in binaries in the hours period range, and appeared to

<sup>7</sup> At  $P_{\text{orb}}=3 \text{ hr}$  the donor has a mass  $\sim 0.2 M_{\odot}$ . In MS models, full convection is reached at  $\sim 0.35 M_{\odot}$ , but thermal disequilibrium modifies the structure and these mass losing models achieve full convection at a smaller mass.



be the counterparts of CBs, where a NS accretor had replaced the WD<sup>8</sup>. It was then a natural extension to adopt a similar secular evolution scheme [90].

In this context, Tutukov et al. [115] gave the first description of the ‘bifurcation’ period ( $P_{\text{bif}}$ ) between systems evolving towards short or long  $P_{\text{orb}}$ . The evolution arrow depends on which timescale prevails. If the AML prevails on the H–core nuclear burning ( $\tau_J < \tau_{\text{nuc}}$ ) mass loss will erode the non evolved MS star, in the typical secular evolution described above; if the H–core burning prevails ( $\tau_J > \tau_{\text{nuc}}$ ) mass loss can not prevent the formation of a H–exhausted core, the stellar radius increases and the system follows a standard ‘case B’ evolution. In [89, 33] we find the first discussions of binary evolution above  $P_{\text{bif}}$  for the MSP case, and see Sect. 6.5.

Systems starting mass loss at periods close to the bifurcation have the arrow of evolution pointing towards shorter periods, but an advanced core hydrogen exhaustion, or even a very small helium core ( $\sim 0.02 - 0.03 M_{\odot}$ ) is already present. The radius for a fully degenerate hydrogen–helium core with hydrogen mass fraction  $X$  can be approximated ([78]) by:

$$\frac{R_d}{R_{\odot}} = 0.013(1 + X)^{3/2} \left( \frac{M_d}{M_{\odot}} \right)^{-1/3} \quad (27)$$

Thus the stellar radius is smaller for each given mass. According to Eq. 4, these systems may evolve to ‘ultrashort’ periods [40]. The ultracompact LMXBs 4U 1626–67 ( $P_{\text{orb}}=41$  min [72]) and 4U 1915–05 ( $P_{\text{orb}}=50$  min [23]) should have degenerate donors remnants of cores in which hydrogen has been partially depleted. The formation of ultracompact binaries in the field may also be due to different pathways through intermediate mass X-ray binaries evolution for a He-star plus NS [22].

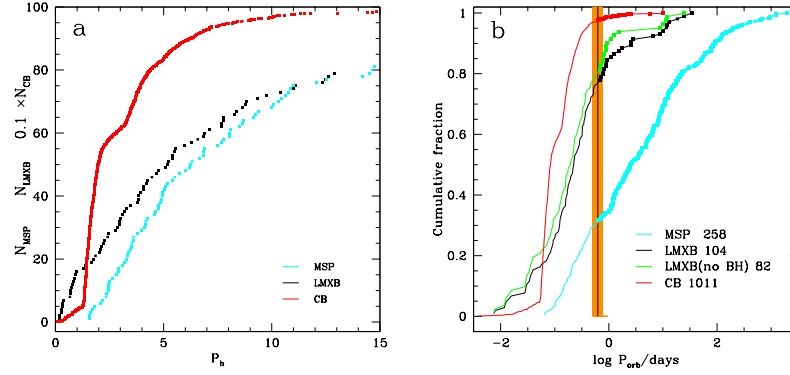
## 4.2 Comparisons and the birthrate problem

Fig. 4 shows the cumulative distribution versus  $P_{\text{orb}}$  for the classes of objects we have been examining. The LMXB and pulsar data are taken respectively from the Ritter LMXB catalogue and from the Australian Telescope National Facility (ATNF) pulsar catalogue<sup>9</sup>. No completeness study is considered here, but the catalogue of the high luminosity non transient LMXBs is complete, and it is improbable that the shape of the distribution is altered when the pulsars database becomes more complete.

In Fig. 4a ( $P_{\text{orb}} < 15$  hr) we see that neither the LMXB nor the MSP distributions show clear indications of the minimum period and period gap, well recognized in the CB distribution. The scarcely populated tail of the distribution of CBs, composed by binaries whose donor is a low mass WD (the AM CVn binaries), is in percentage

<sup>8</sup> Interesting to note that two of the few X-ray binaries with determined periods hinting for the analogy with CB evolution were 4U 1626–67 [72], with  $P_{\text{orb}}=41$  min, well below  $P_{\text{min}}$ , and Cyg X3, with a  $P_{\text{orb}}=4.8$  hr. This latter, in spite of its ‘typical’ period of a few hours, is indeed the final stage of a high mass interacting binary, a black hole accreting from a mass losing Wolf-Rayet star [116].

<sup>9</sup> <https://www.atnf.csiro.au/research/pulsar/psrcat/>



**Fig. 4** Panel a: comparison of the cumulative number counts for LMXB, MSP and CBs as a function of  $P_{\text{orb}}$  in the range 0–15 hr. Note the different scale for the very abundant CB sample. Panel b: the same comparison highlights with dots the systems above the bifurcation period (orange band). Only periods up to

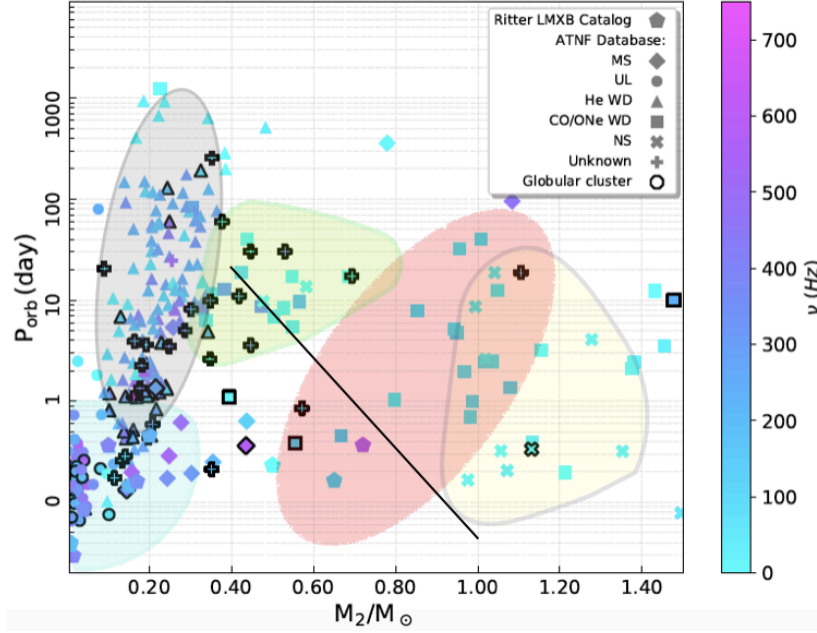
much more populated in the LMXB sample. On the contrary, *there are no binary MSP below  $\sim 2$  hr*, so it is clear that the LMXB evolution below  $P_{\text{bif}}$  has no obvious correspondence with the evolution of CBs in the same  $P_{\text{orb}}$  range (see Sect. 6).

In Fig. 4b we see that there are only  $\sim 5\%$  of CBs above 8 hr period and only few objects above  $P_{\text{bif}}$ . On the contrary, at  $P_{\text{orb}} > P_{\text{bif}}$  there are several LMXB, and most of the MSP (for this latter category, this is simply due to the fact that these systems are endpoints of the evolution).

The total number of MSPs in the catalogues is 2.5 times that of LMXBs. When completeness studies are performed on both samples, the long-standing problem of discrepancy between the birthrates emerges. First Kulkarni & Narayan [63] noticed that the birthrate of galactic LMXB is 10–100 smaller than the birthrate of MSP. This latter is now estimated as  $B_{\text{MSP}} \sim 2.5 \times 10^{-6} \text{ yr}^{-1}$  [65]. The birthrate of LMXB can be simply computed as  $B_{\text{LMXB}} \sim N_{\text{LMXB}} / \tau_{\text{LMXB}}$ , as the LMXB sample does not suffer of any significant incompleteness factor (greatly affecting, on the contrary, the MSP number counts). As  $N_{\text{LMXB}} \sim 100$ , to obtain the same birthrate of MSP, we need a  $\tau_{\text{LMXB}} \sim 4 \times 10^7 \text{ yr}$ , much shorter than the typical MB AML ( $\sim 5 \times 10^8 \text{ yr}$ ) or GR AML ( $\sim 10^9 \text{ yr}$ ) timescales.

Solution proposed for this discrepancy are indeed variegated<sup>10</sup>, including the role of AIC in the direct formation of MSPs, without passing through the LMXB phase [77], the direct formation of NS having a low magnetic field [73] and the role of ‘evaporation’, the ablation of low mass donors through the wind excited by the high energy pulsar radiation impact, see Sect. 6.4). In Sect. 6.2 we discuss that the

<sup>10</sup> We quote here that the presence of single MSPs in the field (and the numerical overabundance of MSPs with respect to their supposed progenitors interacting X-ray binaries) has risen the suspect that some MSPs may have been born directly with their present low magnetic field and rapid spin [73]



**Fig. 5**  $P_{\text{orb}}$  versus average companion mass of LMXBs [93] and MSPs from the ATNF Pulsar Catalogue 2018 are shown with different symbols according to their nature. The colors correspond to the pulsar spin, according to the scale on the right. The diagonal line is the relation minimum  $P_{\text{orb}}(M_c)$  for case B evolution [107] leading to systems with CO WD companions. The outcomes ( $P_{\text{orb}} \lesssim 1$  d), in which the companion is a helium WD, are highlighted in grey. The green–yellow shape highlights the location of remnants of Case A and early case B evolution of IMXBs; the red region highlights the remnants of IMXB case C evolution, including a CE phase. NS–NS remnants, highlighted in yellow, result from HMXBs.

irradiation cycles, plus a late final ablation, can be a reasonable explanation for this puzzle.

## 5 The $P_{\text{orb}}$ versus $M_d$ plane as a tracer of the NS to MSP evolution

MSP formation follows a variety of binary channels (see, e.g. [14, 112]), and in most cases the binaries are now detached. We make a rapid excursion on the MSP systems where the companion is a remnant of the evolution of intermediate and high mass binaries, and consider the MSP remnants of the case B evolution of LMXB.

Once we accept the concept that MSPs are recycled, generally old or very old neutron stars, the plot of companion mass ( $M_c$ ) versus orbital period ( $P_{\text{orb}}$ ) pro-

vides a snapshot of the evolutionary path through which the neutron star has been accelerated<sup>11</sup>.

$M_c$  is generally not well determined. We know the projected orbital velocity of the NS itself, through the MSP spin doppler effect, and so we have the mass function of the companion  $M_c^3 \sin^3 i / (M_c + M_{NS})^2$ , where  $i$  is the orbital inclination angle. Thus the minimum NS mass  $M_c$  can be constrained by assuming a standard value for the NS mass, while an ‘average’ mass is derived by fixing an ‘average’ inclination ( $M_{MSP} = 1.35 M_\odot$  and  $i = 60^\circ$  in the ATN catalog). Anyway the value assumed for the NS mass is itself a lower limit, if we consider that MSP must have accreted  $0.1\text{--}0.2 M_\odot$  to reach their spin. Strader et al. [104] have determined the average mass of 24 confirmed or candidate redbacks components by optical spectroscopy, and the average NS mass is  $\sim 1.8 M_\odot$ , consequently they also find larger  $M_c$ ’s.

Data with available information are shown in Fig. 4.2, where we also show the subdivision of different loci in the plane (inspired by T.Tauris [109]) for the field MSP.

## 5.1 Double NS remnants

The possible evolutionary histories of double NS binaries (DNS) have been originally studied in view of the importance of the Hulse–Taylor binary PSR B1913+16, and more recently because the merging of the two NS components is a possible source of gravitational waves bursts, as occurred in the LIGO/Virgo events GW 170817 [2] and GW 190425[1]<sup>12</sup>.

DNS occupy the region of highest  $M_c$  highlighted by the yellow colored region in Fig. 4.2, and are born from high mass binaries evolution. In the figure we may also notice that the spins of the MSP component are not extreme, meaning that the primary NS is only partially recycled.

The evolutionary paths to DNS [14, 112] begins with the more massive of the two high mass components undergoing a CCSN and leaving a remnant NS, which may receive a high kick at birth. After some time, the secondary, now the more massive component, will evolve off the main sequence out of its Roche lobe, and fully lose the hydrogen envelope in a CE phase. The binary will be then a NS plus a ‘naked’ helium star companion, and may undergo a further phase of mass transfer (the case BB, see, e.g. [31]), during which again the donor helium star overfills its Roche lobe. In both phases of mass loss after the first CCSN, the binary may appear as a HMXB. Eventually, a second CCSN will occur, and the DNS will be formed, unless the natal

<sup>11</sup> We use from now on the term  $M_c$  for the NS companion, both for the detached systems and for the still interacting systems. When discussing the secular evolution, in some cases, we will go back to the term ‘donor’ mass  $M_d$ .

<sup>12</sup> GW 190425 has a total mass of  $3.4^{+0.3}_{-0.1} M_\odot$ ,  $5\sigma$  larger than the galactic population mean, pointing to a peculiar formation mechanism. Nevertheless, among the possible explanations (see [1]), the high mass of the primary component points towards recognizing it as a NS which has been subject to non negligible accretion after its formation, that is an MSP.

kick of the second SN explosion unbinds the system. The sequence of events is quite uncertain, because it depends both on the outcome of (two) CE evolutions, and on the uncertainty in the distribution of natal kicks [110].

A different formation channel is possible in GCs: the MSP is formed through one of the other binary evolution paths described below, and the remnant donor mass suffers an exchange interaction with another NS in the GC core, resulting in the exchange of the former donor (the lighter star in the triple) with the NS. The three body interaction may be able to eject the newly formed binary to the outskirts of the GC, from which it may go back to the core due to dynamical friction on a timescale longer than 100 Myr. Such evolution has been suggested to explain the location of the binary pulsar PSR B2127+11C, in the GC M 15, far from the cluster core [85]. The exchange interaction is also testified by the high eccentricity ( $e=0.681$ ) of this system, and Phinney and Sigurdsson [85] argue that similar interactions, in a shorter period system, may lead to ejection of the newly formed DNS from the GC or to NS merging by orbital decay due to GR. More recently, Andrews and Mandel [5] consider a sub-population of short-period, high eccentricity field DNS and notice that they have properties similar to PSR B2127+11C. Rejecting the formation channel of these eccentric DNS in a single binary, they argue that they could have been formed in, and then ejected from, GCs.

## 5.2 Intermediate mass cases A, B or C

The central region of the data of Fig. 4.2 contains the end-product of the evolution of intermediate mass binaries at different stage of interaction (cases A and B – region highlighted in green– or case C –highlighted in red and characterised by the companion Carbon Oxygen ( $M \gtrsim 0.45 M_\odot$ ) or Oxygen–Neon ( $M \gtrsim 1.05 M_\odot$ )). We refer the reader to the outline in [111] and references therein for an extensive discussion.

## 5.3 The evolution to MSPs with companion low mass white dwarfs

Fig. 6 shows the lower side of the  $P_{\text{orb}}$  vs.  $M_d$  plane. The evolution above  $P_{\text{bif}}$  at a first look appears to be standard (e.g. [121]). Giants at  $M \lesssim 2.2 M_\odot$  increase their radius around the growing of the helium degenerate core. If the donor mass is larger than the NS mass, initially mass transfer proceeds on the thermal timescale and  $P_{\text{orb}}$  decreases. When the mass ratio is reversed, mass transfer proceeds on the nuclear timescale and is ideal to accelerate the pulsar, which will emerge when the donor, lost the majority of its hydrogen envelope, contracts to become a helium WD. Thus the period distribution of MSP with He–WD companion, from a few to hundreds of days, represents the frozen endpoints of binary evolution. The existence of a He-core mass vs. radius relation —almost independent of the total mass— implies, that there

will be a well defined period at which the donor detaches from the Roche lobe for each core mass, and thus there is a relation between the WD remnant mass and  $P_{\text{orb}}$  (see [67] and the red line in Fig. 6 for a recent expression).

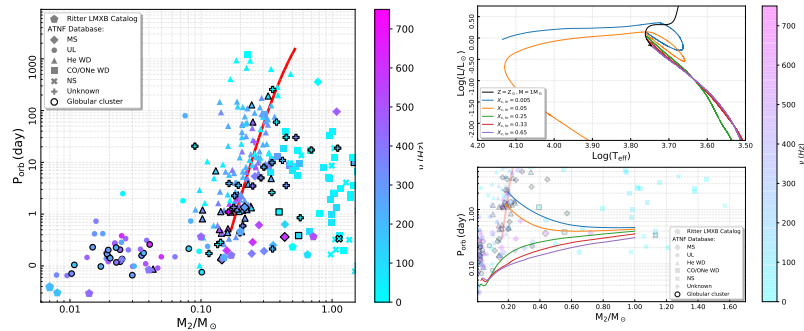
A class of systems progenitors of these MSP with He-WD companions may be the recently discovered systems 1FGL J1417.7–4407 ( $P_{\text{orb}}=5.4$  d, [106]) and PSR J1306–40 ( $P_{\text{orb}}=1.096$  d [105]), dubbed ‘huntman’ pulsars (referred to the classification of companions of MSP in different classes of spiders (see Sect. 6). We discuss in Sect. 6.5 the ambiguity in the evolution of such systems, with reference to the similar case of PSR J1740–5340.

From the ‘bifurcation’ of the evolutionary tracks, either towards long  $P_{\text{orb}}$  and degenerate companion, or to short  $P_{\text{orb}}$  for core H–burning companions, we expect a dearth of systems in the region  $0.3 \text{ d} \lesssim P_{\text{orb}} \lesssim \text{few days}$ . This dearth of system is not observed (see Sect. 6.5).

### 5.3.1 The ‘period gap’ of MSP with He–WD companions

Taam, King and Ritter [107] studied the evolutionary channels leading to MSP with remnant companions He or C–O WDs and found out that there would be a natural separation of systems between long  $P_{\text{orb}}$  ( $\geq 60$  d) or short  $P_{\text{orb}}$  ( $\leq 30$  d), giving an explanation of the lack of systems at  $23 \leq P_{\text{orb}}(\text{d}) \leq 56$ . The separation would be due to the fact that, for comparable initial  $P_{\text{orb}}$ , low mass case B evolution leads to long final  $P_{\text{orb}}$ , while higher mass case B leads to shorter final  $P_{\text{orb}}$ .

An alternative solution [29] relates the gap to the ‘bump’, the stage at which the low mass giant donor would reach the chemical discontinuity left by the maximum deepening of convection and suffer a temporary contraction. The contraction detaches the system and the MSP is activated and may lead the system into radio-ejection, not allowing mass accretion when the giant fills again its Roche lobe. Then the mass is lost from the system carrying away a specific AM which is *at least* the AM at the



**Fig. 6** In the left panel, the  $P_{\text{orb}}$  versus  $\log(M_d)$  plot is shown for the lower mass side, where we see well the location of helium WD companions at  $P_{\text{orb}} \gtrsim 1$  d. Analytic expression from [67] is plotted for masses fro 0.15 to 0.5  $M_\odot$ . The right panel shows typical ‘classic’ evolutionary tracks of the donors in the HR diagram (upper panel) and in the  $P_{\text{orb}}$  versus  $\log(M_d)$  plane (bottom).

lagrangian point L1, and the binary final period will be shorter than the final period for conservative evolution. As the bump corresponds to  $P_{\text{orb}} \sim 17$  d, the final periods will be 20–24 d. Binaries initiating mass transfer when the giant has already passed through the bump will populate the range above 60 d. The prediction of this model is that the magnetic field of long period MSP should be lower than for the short periods. This model may hold only if the accretion is not yet subject to radio–ejection before the bump [100].

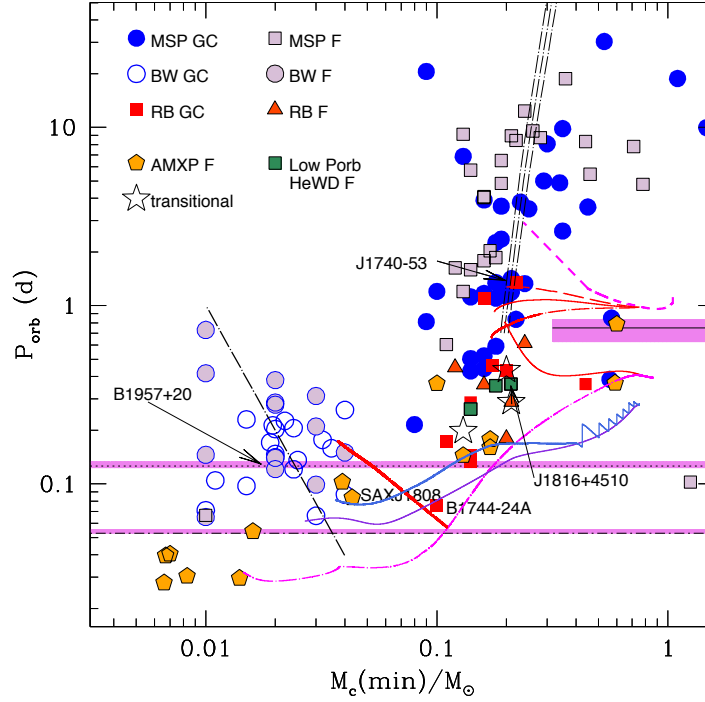
## 6 Short period, low-mass companion systems: the mixed bag

Overall, the evolution starting below  $P_{\text{bif}}$  results to be the most interesting in the  $P_{\text{orb}}-M_c$  plane, because it also hosts systems which are not necessarily at the end point of their orbital evolution, and contains both LMXB (or AMXP) and MSP systems. We show in Fig. 7 the  $P_{\text{orb}}$  vs.  $M_c$  data with their identification, from A. Patruno’s catalogue<sup>13</sup>. In spite minimum  $M_c$  is plotted, there is no doubt that the true  $M_c$  at any given period is *smaller* than the donor masses of CBs. Overall, this region of the  $P_{\text{orb}}-M_c$  plane includes:

- **AMXP**: accreting millisecond X-ray pulsars. They include MSPs with shortest  $P_{\text{orb}}$ . Companions may be H-rich, He- or CO- WDs [84, 20].
- **Radio MSP binaries**: in these (detached) systems the companion may be a H-burning dwarf or a He-WD. These latter companions are also found at  $P_{\text{orb}} < P_{\text{bif}}$ . In many system the companion is not yet identified.
- **Redbacks**: the red dots (GC) and triangles (field) in Fig. 7 mark the systems called ‘redbacks’ [94], showing extended radio eclipses, associated with circumbinary material, and  $0.1 \lesssim M_c/M_\odot \lesssim 0.7$  [104], on almost circular orbits with periods  $0.1 \text{ d} \lesssim P_{\text{orb}} \lesssim 1.37 \text{ d}$  (note that some redbacks are at  $P_{\text{orb}} > P_{\text{bif}}$ ).
- **Transitional MSP**: a class of redbacks switching from the AMXP to the radio MSP stage [83] on timescales of months.
- **Black widows** are defined as the family of pulsars in a  $P_{\text{orb}}$  range similar to the range of redbacks, but with companions having  $M_c \lesssim 0.05 M_\odot$ .

To explain this variety of systems, the evolution of the donor must include physical inputs due to the NS (and MSP, when accelerated) nature of the accretor, the main reason why the period distribution of LMXB and MSP binaries at  $P_{\text{orb}} < P_{\text{bif}}$  is very different from the ‘standard’ CB evolution (Sect. 4.2 and Fig. 4). When the NS is very close to the companion, the donor suffers from different kinds of irradiation and its structure changes accordingly. Other phenomena as the “radioejection” ([17], see Sect. 2.3.1) can also be at the basis of the modified evolution.

<sup>13</sup> [www.apatruno.wordpress.com/about/millisecond-pulsar-catalogue/](http://www.apatruno.wordpress.com/about/millisecond-pulsar-catalogue/)



**Fig. 7** Data (Patruno's list), in the minimum  $M_c$  versus  $P_{\text{orb}}$  plane.  $P_{\text{bif}}$ , the 3 hr period gap, and the  $P_{\text{min}}=76$  m of CBs are highlighted in pink. Most AMXPs (yellow pentagons) are at  $P_{\text{orb}} < P_{\text{min}}$ . Grey squares (GC) and blue dots (field) are standard MSP with (mainly He-) WD companions, and three green squares mark the lowest  $P_{\text{orb}}$  MSP with He-WD  $M_c$  in the field (see [54]). Red squares and triangles are the redbacks, and the open stars show transitional MSP. Above  $P_{\text{bif}}$ , we show three different evolutions starting at  $M_d=1.05 M_\odot$ , in case A, but with an advanced consumption of the core hydrogen. The violet dashed curve and the red lines represent evolution with increasing specific angular momentum losses associated to the mass lost from the system when radio-ejection sets in. Shorter final  $P_{\text{orb}}$  corresponds to stronger specific AML. Below  $P_{\text{bif}}$ , starting from  $0.85 M_\odot$ , the dash-dotted magenta line is a standard binary evolution starting in late case A, with no illumination and reaching a minimum period well below 76 m, as the hydrogen content of the core is very small. The violet and blue lines are taken from [108] and represent a standard case A evolution (no illumination) and an evolution with illumination  $\epsilon_X = \epsilon_{\text{MSP}} = 0.01$ . This latter passes through the location of the AMXP SaX J 1808.4-3658. The diagonal dot-dashed lines are an evolution starting from a thermal equilibrium configuration at  $\sim 0.12 M_\odot$  and including a strong MSP illumination (red line, see text) and a typical evolution with evaporation (black line, from [12]).

### 6.1 The radius reaction when a source of irradiation is present

The total stellar radius derivative in Eq. 6 includes the terms independent on the mass loss, and due to nuclear evolution and thermal relaxation. There is another powerful



way of radius change, whose effect is important when the donor has a convective envelope, and it is the ‘irradiation’ or ‘illumination’ term. We write explicitly:

$$\left(\frac{\partial \ln R_d}{\partial t}\right)_{\dot{M}=0} = \left(\frac{\partial \ln R_d}{\partial t}\right)_{\text{th,rel.}} + \left(\frac{\partial \ln R_d}{\partial t}\right)_{\text{ill}} \quad (28)$$

(the negligible term  $(\partial \ln R_d / \partial t)_{\text{nuc}}$  is dropped). The importance of the last term was first shown in [86], addressing the change in the structure of stars with a convective envelope immersed in the X-ray radiation field of the accreting NS. Afterwards, the problem received attention by considering the evolution of the companion of MSP irradiated by the MSP power [27] or accreting NS irradiated by the X-ray flux [26, 47, 11], with the main attention focused on the onset of mass transfer.

When the donor, having an unperturbed luminosity  $L_*$ , finds itself immersed in a "heating" bath of luminosity  $L_h$ , the stellar surface suddenly can not emit  $L_*$ , so its structure (its  $T_{\text{eff}}$ ) must adjust so that the star can emit *both* the intrinsic and the heating luminosity:

$$L_{\text{tot}} = L_* + L_h = 4\pi R^2 \sigma T_{\text{eff}}^4 \quad (29)$$

where  $L_h = 4\pi R^2 \sigma T_b^4$  defines the temperature of the radiation bath  $T_b$ . This is not a problem for the stars having radiative envelopes, as they can adjust easily the temperature gradient in the external layers to do it, and, in fact, illumination is totally irrelevant for donors of  $M \gtrsim 1.5 M_\odot$ . But, for smaller masses, the stellar envelope is convective, and throughout the envelope the temperature gradient is adiabatic, and dictated by thermodynamics (apart from the upper over-adiabatic surface layers). Thus the surface perturbation is immediately felt *at the bottom of the convective envelope*. Starting from a configuration of thermal equilibrium ( $L_* = L_{\text{nuc}}$ ), the star reacts approximately only on the thermal timescale of the convective envelope itself, longer for smaller masses having deeper convective envelopes ( $\sim 10^8 \text{ yr}$  for a  $0.5 M_\odot$ ), but in any case long enough that a "fully bloated" configuration (those studied in [86]) can not be reached.

A better physical approach to describe the irradiation comes by considering that an irradiation flux  $F_{\text{irr}} = L_h / (4\pi R^2)$  is deposited below the photosphere. The illumination, which in principle affects at most half of the donor surface, is thus distributed on the back side of the star on a timescale much shorter than any of the evolutionary timescale into play, and mainly shorter than  $\tau_{\text{conv}}$ . The ways in which the flux can be distributed and becomes symmetric has been considered by several studies, notably in [48, 118]. The nature of the illumination source is relevant, because it determines the depth at which the energy flux penetrates into the envelope: the depth is larger for a harder X-ray flux, but even a soft X-ray spectrum allows  $\sim 10\%$  of flux deposited in the adiabatic part of the convective envelope [118], and can be circulated to the dark side on a timescale close to the sound speed. When the deposition density becomes a few tens of  $\text{g cm}^{-2}$ , the effect on the radius derivative becomes close to that of symmetric illumination [47].

When the problem was initially approached [118], the idea about MSP illumination was that a role was played by the relativistic  $e^+e^-$  pairs and  $\gamma$  ray photons present in the beam composition. The FERMI LAT observations have shown that the  $\gamma$ -ray

emission power from MSP may be a considerable fraction (10-90%) of the spin down energy [3]. Thus the MSP illumination has the potential to be much more symmetric and effective than the illumination from X-rays during the accretion stages.

The roles of illumination by the X-rays in a LMXB, or by the pulsar radiation in a MSP are indeed very different as we are going to discuss.

## 6.2 The consequence of X-ray irradiation: mass transfer cycles

Independent from the ‘simmetry’ of illumination, the activation of the NS as an X-ray source is such that it affects at least a fraction of the donor surface, altering the ways in which the stellar luminosity (equal to  $4\pi R^2$  times the flux, in standard conditions) is emitted, if about a half of the  $4\pi$  solid angle is blocked by the X-rays. This will affect the radius and the mass transfer at least in a transitory ways.

At first the donor is in thermal equilibrium. As soon as the Roche lobe approaches to the stellar radius, mass transfer begins, following Eq. 18, and most of the gravitational energy liberated by mass accretion on the NS will be emitted in the X-ray region of the spectrum,  $L_X$ . A fraction  $\epsilon$  of the intercepted power of the X-ray luminosity at the surface of the donor having radius  $R_d$ , in the binary having separation  $a$  will be the illumination power:

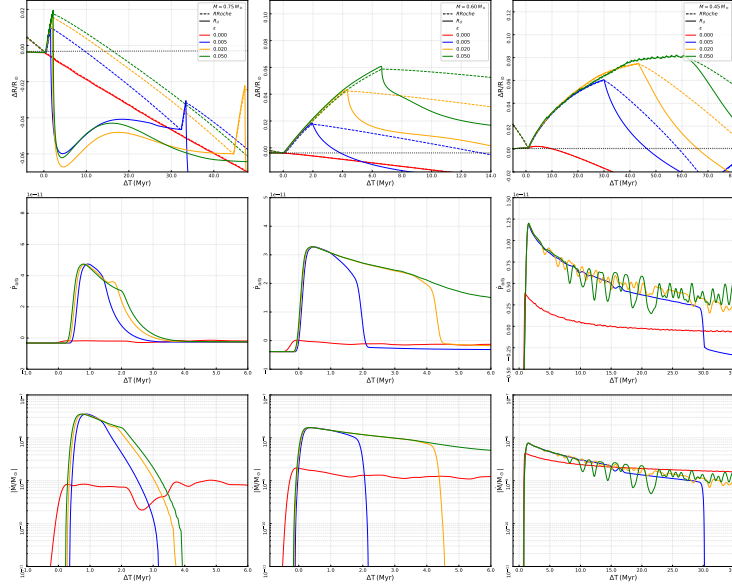
$$L_{ill} = \epsilon \times \left( \frac{R_d}{2a} \right)^2 \times L_X \quad (30)$$

For typical conditions of LMXB systems, very small  $\epsilon$  is enough to provoke cycles of mass transfer followed by epochs of detachment. The cycles depend on the fact that the average  $\dot{M}$  through the secular evolution is eventually due to the systemic AML, so if  $\dot{M}$  becomes larger than the average, at some stage, because of the additional radius increase due to illumination, it must be reduced in the following stage. The illumination cycles in CBs are due to the (much weaker) UV irradiation of the accreting WD: these have been formally studied by King et al. [61], showing that they induce a modulation of the mass transfer rate around the rate dictated by the systemic AML. The effect can explain the differences in mass transfer found for CBs having similar orbital periods.

### 6.2.1 Mass transfer cycles and the redbacks

The cycles of mass-transfer due to X-rays illumination in LMXBs are particularly important, as they may be relevant to understand: After early computations [48, 26, 47], recently the evolution of LMXBs with illumination has been afforded in [11, 12, 13, 108].

Eq. 20 is modified by illumination, as there is a further perturbative factor for the stellar radius:



**Fig. 8** Top panels: radius evolution during the first cycles of mass transfer in binaries containing a NS and a main sequence donor of  $0.75 M_{\odot}$  (left panel),  $0.6 M_{\odot}$  (center) and  $0.45 M_{\odot}$  (right). Note the different timescales in the abscissa. Mass transfer is computed following the non stationary phases by Eq. 18 in Sect. 3.4, and the mass loss rate is shown in the bottom panels, in an enlarged scale which covers the first cycle of mass transfer only. This same time scale is used in the Central panels, plotting the derivative of the orbital period. The red line shows the evolution driven by AML only, not considering illumination. The radius decreases and the  $\dot{P}_{\text{orb}}$  is negative during the whole evolution. The other lines show the evolution for different fractions of illumination  $\epsilon$  from 0.5 to 5%. The maximum radius expansion increases with  $\epsilon$ , and the system detaches almost suddenly when the radius increase due to illumination is overcome by thermal relaxation. The dashed lines represent the Roche lobe evolution, which closely follows the radius expansion until detachment, while the following contraction occurs on the timescale of AML, until the stellar and Roche radius meet again and the new cycle begins. Of course, the interval of detachment is longer when  $\epsilon$  is larger. Note that the *maximum*  $\dot{P}_{\text{orb}}$  is independent on  $\epsilon$ .

$$\ddot{M} = \dot{M} \frac{R_d}{H_p} \left[ (\zeta_S - \zeta_{RLd}) \frac{d \ln M_d}{dt} + \left( \frac{\partial \ln R_d}{\partial t} \right)_{\text{ill}} + \left( \frac{\partial \ln R_d}{\partial t} \right)_{\text{th.rel.}} + \left( \frac{\partial \ln R_{RLd}}{\partial t} \right)_{\dot{M}=0} \right] \quad (31)$$

The term  $(\partial \ln R_d / \partial t)_{\text{ill}}$  is positive and acts to enhance the mass transfer rate, contrary to the relaxation term  $(\partial \ln R_d / \partial t)_{\text{th.rel.}}$ , negative for this kind of donor. The Roche lobe will follow the radius increase, and the orbital period will increase. In the first stage,  $\dot{M}$  increases, and so increases  $L_{\text{ill}}$  while the radius reacts on the thermal timescale of its convective envelope. The larger is the donor mass, the smaller is the convective envelope extension—and the thermal timescale at its bottom—and the faster is the radius increase and the larger the  $\dot{M}$  peak. The limitation in the mass transfer rate is not due to the impinging radiation level ( $\epsilon$ ), but only to the interplay

between the radius expansion due to illumination and the thermal relaxation. As soon as the radius begins to decrease due to the thermal relaxation of the envelope,  $\dot{M}$  decreases, together with the illumination source (proportional to  $\dot{M}$ ), and the radius tends to go back to its thermal equilibrium radius. In the X-ray phase the period has increased due to the anomalous mass transfer, so that the donor finds itself within the Roche lobe and mass transfer stops until the AML brings it back into contact.

The onset of mass transfer for different initial masses and different fractions of irradiation due to the X-ray luminosity are shown in the Figures 8. The larger is the donor mass, the longer is the interval between the LMXB phases and the higher the peak of mass transfer reached. The dominant factor in the play is the thermal timescale of the convective envelope, which increases with decreasing the mass. The orbital period derivative  $\dot{P}_{\text{orb}}$  measured in LMXBs is not directly linked to the secular evolution (that is to the angular momentum losses which are the primary drivers of standard evolution) but *to the phase at which we are looking at the system, along the cycles of mass transfer.*

The cyclic evolution is unavoidable for all masses which have convective envelopes, thus  $M \lesssim 1 M_{\odot}$ . In the larger masses the cycles lead to super-Eddington mass transfer rates, and only a minor fraction of the mass lost by the donor can be accreted. The high mass loss means that a few cycles of LMXB will be sufficient to reduce the mass quickly, and the probability to catch an LMXB system with a donor mass in the range  $0.4 \lesssim M/M_{\odot} \lesssim 1$  is small. Thus a reason why the donors have smaller mass than the values found for donors in CBs at similar  $P_{\text{orb}}$  may be linked to the occurrence of super-Eddington cycles of mass transfer.

In the range  $M/M_{\odot} \lesssim 0.4$  the cycles become longer. Nevertheless, the mass transfer remains unstable and thus the system is active as LMXB only for a fraction of the AML timescale. From Fig. 8, considering the shorter recurrence between cycles ( $\epsilon=0.005$ ), the LMXB phase is  $\sim 1/15$ ,  $1/10$  and  $1/4$  of the entire cycle, thus fully solving the birthrate problem.

In the case displayed, and in [108], each cycle spans from 30-50 Myr ( $0.75 M_{\odot}$ ) to 20-90 Myr ( $0.6 M_{\odot}$ ) to 70-140 Myr. This kind of cycles is compatible with the positive  $\dot{P}_{\text{orb}}$ 's found for some AMXPs.

In particular, the  $\dot{P}_{\text{orb}}=3.6 \div 3.8 \times 10^{-12}$  [97] measured during the outbursts in SAX J1808, can be reproduced by standard evolution including X-ray irradiation and MSP irradiation with  $\epsilon = 0.01$  [108].

The cyclic evolution also accounts for the higher frequency of systems at  $0.1 \lesssim M/M_{\odot} \lesssim 0.2$ . In fact, only  $\sim 10\%$  of the total secular evolution time is spent at masses  $\gtrsim 0.2 M_{\odot}$ , the evolution slows down at smaller  $M_c$  because the detachment periods become longer.

Summarizing, the X-ray cycles may be relevant to understand:

- 1- the difference in the birthrate of MSP and LMXBs: the birthrate of LMXBs is reduced, as the timescale of the mass-exchange phases is much shorter than the timescale imposed by systemic AML;
- 2- the faster evolution observed for some LMXBs by measuring their  $\dot{P}_{\text{orb}}$ , in particular the high positive  $\dot{P}_{\text{orb}}$ 's;
- 3- the large differences in  $\dot{P}_{\text{orb}}$ , for very similar systems.

4- the cyclic detachment allows to initiate the interaction of the MSP with the companion (MSP illumination, evaporation or radio-ejection) at any stage along the secular evolution, as soon as the NS has been accelerated. There is no need to invoke detachment at, say, the period gap.

### 6.3 The MSP illumination

There is a further consequence of the cyclic detachment: when the NS has been accelerated to MSP, the pulsar power may catch on and become the most important source of perturbation of the companion evolution: the pulsar emission in the  $\gamma$  spectrum [3] represents a long lived illumination source, and is more ‘symmetric’ and effective than the X-rays during the accretion stage, thanks to its deep penetration into the donor envelope. Thus the X-ray cycles are the way the low mass system is able to recycle the NS companion to millisecond spin periods.

The illumination due to the MSP may be the key to understand the lack of standard MSP binaries below  $P_{\text{orb}}=2$  hr (other models are available as well).

First, the NS has to be accelerated to the MSP phase, so the presence of an illumination due to the MSP depends on the precise effect of the NS spin-up and spin-down mechanisms. The spin-up problem has been afforded numerically in early works in e.g. [75, 64] and more recently in [108].

According to the Larmor’s formula, the pulsar luminosity can be written as:

$$L_{MSP} = \frac{2}{3c^3} \mu^2 \left( \frac{2\pi}{P_s} \right)^4 \text{ erg/s} \quad (32)$$

where  $\mu$  is the magnetic momentum of the pulsar in  $\text{G}\times\text{cm}^3$ ,  $c$  is the speed of light and  $P_s$  the spin period in seconds. With the typical values of magnetic momentum, derived from the MSP spin down, the MSP luminosity is much smaller than the X-ray luminosity in the typical LMXB regime, resulting to be  $10^{32} - 10^{35} \text{ erg/s}$ , to be compared with  $L_X \sim 10^{38} \text{ erg/s}$  in systems accreting at Eddington rate.

Nevertheless, even a small fraction of MSP illumination is sufficient to allow the donor to remain much more expanded than obtained by the thermal disequilibrium due only to systemic mass loss mechanisms [108], and the minimum period reached by these systems will be much larger than the 80 min of CBs, depending mostly on the fraction of MSP illumination allowed. The results of the computation in [108] show explicitly that the important factor to produce long term effects is the action of the MSP spin-down luminosity, even at the low level of 1% efficiency as in the case shown in Fig.7 (blue line). X-ray illumination only is totally ineffective in the long term and the evolution is very similar to the standard evolution (violet in Fig. 7).

Thus the role of the X-ray illumination for the secular evolution is almost negligible, but it allows the existence of cycles of mass transfer, so that the system is detached for most of the time, and the much more efficient and symmetric illumination due

to the MSP spin down luminosity is the true responsible for the peculiarity of the binary evolution in the MSP binaries.

#### 6.4 The ‘evaporation’ model: a role for the black widows stage?

We have seen in the preceding section that at least some systems in the BW region ( $M_c \lesssim 0.05 M_\odot$  and  $P_{\text{orb}} \sim 2\text{--}20$  hr) can result from standard evolution from a main sequence donor, with a small degree of illumination in both X-ray and MSP stages. But the BWs are most probably the result of a variety of possible evolutionary paths, and generally ‘evaporation’ is indicated as the dominant active mechanism.

The first evidence of the effect of the role played by a close MSP on the binary evolution was the discovery of wind mass loss from the companions of two MSP:

- 1) PSR B1957+20 [42] at  $P_{\text{orb}}=9.2$  hr, with an  $M_c \sim 0.025 M_\odot$ . The companion eclipses the pulsar for  $\sim 50$  m, and delays the pulses for a few minutes before and twenty minutes after the eclipse, indicating the presence of surrounding plasma.
- 2) PSR B1744-24A (J1748-2446A) in the GC Terzan 5 [70, 76], at  $P_{\text{orb}}=1.8$  hr with variable eclipse duration from  $1/3$  to  $1/2$  of the orbit. Thus the eclipsing region is much larger than the Roche lobe of the companion having  $M_c \sim 0.1 M_\odot$ . This MSP system becomes then a prototype of redbacks.

Does the impinging radiation from the MSP cause a wind mass loss with an associated AML due to the MSP pressure acting on the wind? When these systems were observed, already a model predicting ‘evaporation’ from a close companion of an MSP had been developed by Ruderman et al. [96]. The physics of evaporation presents several big question marks. The efficiency in producing the wind (‘wind driving’) is the first quantity to be understood (or parametrized). The following problem is how AM is lost from the system during the wind phase, as the period evolution largely depends on this input [113, 37, 34]. SPH simulations in 2D and 3D [114], led to the proposal of a model of self-excited evolution of LMXB [9], in which the mass and AML due to the evaporation stimulated further mass loss till the reduction of the companion of the MSP to the planetary mass stage.

A ‘fast evaporation’ model was developed by Stevens et al. [103] to account for the presence of ‘planets’, companions of a few Earth masses, around pulsars [7], that would be formed in the thick disk around the NS, due to the evaporation of the MSP companion. In this study, the authors propose a simple expression for the evaporation:

$$\dot{M}_{\text{evap}} = \zeta L_{\text{MSP}} \left( \frac{R_d}{a} \right)^2 \quad (33)$$

where  $R_d$  and  $a$  are the donor radius and the separation. The normalizing factor  $\zeta$  is estimated by requiring that the pulsar luminosity  $L_{\text{MSP}}$  intercepted (times an efficiency factor  $f$ ) is equal to the kinetic luminosity of a thermal wind with speed equal to the escape velocity  $v_{\text{esc}}$  from the stellar surface:

$$f L_{\text{MSP}} \left( \frac{R_d}{2a} \right)^2 = \frac{1}{2} \dot{M}_{\text{evap}} v_{\text{esc}}^2 \quad (34)$$

This assumption is very important for the model, because the brown dwarf donor will inflate ( $M \propto R^{-3}$ ) losing mass adiabatically,  $v_{\text{esc}}$  becomes smaller and evaporation faster.

The evaporation model has been applied in several recent works [10, 21, 12].

Chen et al. (2013) [21] focus on the bimodal distribution of MSP of low  $M_c$ , between the region of  $M_c \gtrsim 0.5 M_\odot$ , populated by redbacks and the region of  $M_c \lesssim 0.05 M_\odot$ , populated by BWs. They suggest that in both regions evolution is dominated by evaporation, but at different efficiency. The model proposes that the NS has been accelerated by a standard LMXB evolution until the system detaches due to the radius contraction at the period gap. At this point, the donor may recover its equilibrium radius, if  $f$  is small, or begin the evaporation phase, if  $f$  is large. In the latter case, the system will find itself in the redbacks region, in the first case it will populate the BW region. The reason for different values of efficiency may reside simply in the distribution of angles between the orbital angular momentum and the pulsar magnetic axis. This model anyway has to include further hypotheses to account for the redbacks having  $M_c$  larger than the typical  $0.2 M_\odot$  at which the period gap would appear.

The [21] model is interesting because it propose a unique mechanism both for the redback and BW stage. We will see in Sect. 6.5 a different proposal linked to illumination and radio-ejection for redbacks. Further, we have seen in Sect. 6.2 that the structure of the companion modified by illumination delays reaching of a fully convective structure to below  $0.1 M_\odot$ , and anyway X-ray cycles predict detachment at any stage, independent of the presence or not of a period gap. Thus it is more probable that evaporation has a role mainly after the binary has already reached a short period during the previous evolution.

Benvenuto et al. (2012, 2014, 2015) [10, 11, 12] model the evolution of black widows through evaporation. The simple prescription in Eq. 34 [103] is adopted, fixing the efficiency at  $f = 0.1$ . The evolution is followed through cycles of mass transfer (see Sect. 6.2) until the mass-radius relation of the donor reverses, at the minimum period (see Sect. 4) and then the evaporation acts to increase the orbital period. Different degrees of hydrogen consumption in the donor are followed. The progenitor of BW, in this scenario, evolves when the initial period of the binary is close to the bifurcation. Benvenuto et al [12] show that the range in their models is  $P_{\text{orb}} \sim 0.6 - 1 \text{ d}$  for  $M_{\text{in}} = 1.5 - 3 M_\odot$ . The starting relatively large initial masses are necessary to reach the observed average density of the companion and the mass ratio of some BW binaries. The partial hydrogen consumption in the core is also consistent with the very hydrogen poor spectrum of the companion of PSR J131-3430 [95]. Other BWs have standard hydrogen rich companion spectra, so the BWs appear to be a mixed bag themselves.

We must not forget that the BW binaries might not be the end point of the secular evolution in a single binary. King, Davies & Beer [60] noticed that BWs are more abundant in GCs than in the Galactic field, and in particular, GC MSP binary lack

the rich population of remnants of case B evolutions of intermediate and high mass present in the field (see Fig. 4, where the systems above the line of minimum  $P_{\text{orb}}$  for these evolutions are all in the field). Thus they suggested a two-stage formation: first a binary evolution leading to the acceleration of the NS, generally in a case B evolution, leaving a loosely bound WD companion; a second event would be an exchange interaction by which the low mass WD is substituted by a main sequence star (of mass most probably close to the turnoff mass of the epoch of the exchange) leaving a high eccentric orbit. Tides at periastron reduce the eccentricity and, added to further encounters, lead to a closer orbit. The further evolution would be dominated by radio-ejection and lead the system to a BW stage. Field BWs then require the ejection of the system from the parent GC.

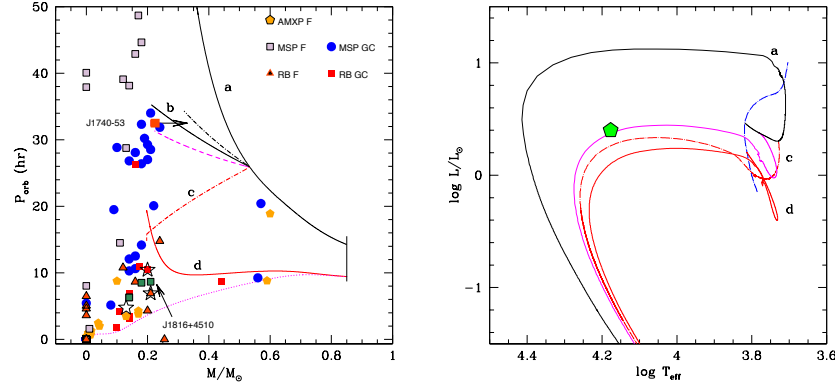
The BW companion can be the same star which spun up the NS only if the detachment occurs at short  $P_{\text{orb}}$ , and that GR can bring the MSP and the companion close enough to start evaporation on a timescale shorter than the age of the Universe. An alternate path to the BW region occurs if we consider the effect of MSP illumination [27] during the time of action of GR in a detached stage such that the low mass companion has reached thermal equilibrium again<sup>14</sup>. If the  $L_{\text{MSP}}$  is indeed 10–90% of the spin down energy, as implied by the gamma ray observations, the donor expands to its Roche lobe and goes on expanding while mass is lost by the system, and  $P_{\text{orb}}$  increases. In Figure 7 we show the possible path starting at  $0.12 M_{\odot}$  and ending at  $0.04 M_{\odot}$  and  $P_{\text{orb}} \sim 5$  hr, in the middle of the BW region. The timescale of this evolution will be  $\sim 0.5 - 1 \times 10^9$  yr, if the mass loss is dominated by the companion expansion due to the illumination. If evaporation also is active, the timescale becomes shorter. The advantage of including illumination is that the companion will be always close to Roche lobe filling, and the mechanism will be more effective (see Eq. 34).

## 6.5 The evolution close to $P_{\text{bif}}$

In Fig. 7, the two red squares (redbacks in GCs) just above  $P_{\text{bif}}$ , are PSR J1748–2446ad, the fastest MSP at 716 Hz found in the GC Terzan 5 at  $P_{\text{orb}} \sim 26.26$  hr [49], and PSR J1740–5340, the partially obscured MSP in NGC 6397 at  $P_{\text{orb}} \sim 32.5$  hr [25]. The radio eclipses in both these systems are of variable length, leading to model the companion as a star losing circumbinary material, as it would occur in the ‘radio-ejection’ model. As PSR J1740–5340 belongs to a Globular Cluster, the initial mass of the MSP companion can not have been larger than the turnoff mass for this cluster. Working on this hypothesis, Burderi et al. (2002) [17] reproduced the present location of the donor in the color magnitude diagram, starting the evolution with

<sup>14</sup> This case is different from those discussed in [108] —e.g., the evolution passing through SAX J1808 in Fig. 7— where the donor was never able to go back to full thermal equilibrium, thanks to the small X-ray and MSP irradiation, at the detachments following the X-ray cycles. In the case here examined, the evolution starts with a companion in thermal equilibrium, and for this reason the effect of the MSP irradiation is larger, see, e.g. the models in [27]





**Fig. 9** Evolution of the companion of PSR J1740-5340, whose plausible mass range is limited by the red square (minimum mass) and the black arrow ( $M_c \lesssim 0.35 M_\odot$ ). The location at the turnoff of the Globular Cluster NGC 6397 implies an initial mass  $\sim 0.85 M_\odot$ . Left panel: Standard evolution with radio-ejection begins at  $P=29$  hr, assuming that the mass is lost with the specific AM at the Lagrangian point (curve a [17]) and predicts  $M_c \sim 0.5 M_\odot$  at  $P_{\text{orb}}=32.5$  d. A larger loss of specific angular momentum is needed to fit the system data (e.g. curve b). In the extreme assumption (curve c) that the specific AML is 20% larger than at the donor location,  $P_{\text{orb}}$  decreases. We show also two evolutions starting with a much less evolved stage of the donor of  $0.85 M_\odot$ , with different primary losses of angular momentum. In the right panel some of the evolutions are shown in the theoretical HR diagram, where also the  $0.85 M_\odot$  track is shown (dash dotted blue line). Case c, d of the left panel evolve to the WD stage at luminosities below the main sequence starting location, and may be able to represent the locus of the peculiar companion of PSR J1816+4510 (green pentagon [57]).

mass transfer in early case B, from a slightly evolved  $0.85 M_\odot$ . They presented the case that the system is now in the radio-ejection phase. Nevertheless, in the published computations the companion mass at the period of PSR J1740-5340 would be still much larger than the observed mass ( $\sim 0.5 M_\odot$ , versus  $\sim 0.3 M_\odot$ ). Exploratory evolutions include larger losses of orbital angular momentum associated with the evolution are shown in Fig. 6.5: the track in [17] is represented by the continuous line starting at  $M=0.85 M_\odot$ , while some other tracks start from the stage reached at  $P_{\text{orb}} \sim 26$  hr. These latter are computed in the hypothesis that the NS initiates radio-ejection already at 26 hr, it does not accrete any more and there is more or less specific angular momentum loss associated with the loss of mass from the system. Some of these tracks (full line and magenta dashed line) can indeed represent the  $M_c$ - $P_{\text{orb}}$  status of PSR J1740-5340, as also has been modelled by Ergma and Sarna [35] who were able to fit the MSP companion with  $M_c$  close to the observed range of values.

### 6.5.1 An alternative path for the short- $P_{\text{orb}}$ MSP with He-WD companions?

The peculiar evolution of binaries starting close to  $P_{\text{bif}}$  when the mass transfer is non conservative was studied by Ergma, Sarna and Antipova [36], who found out that when the mass is fully lost the systems evolve towards shorter  $P_{\text{orb}}$ , leaving an MSP plus low mass WD system. They did not specify a mechanism to account for the mass loss, but were then able to characterise a range of initial periods for which the final  $P_{\text{orb}}$  would depend on the loss of mass and AM from the system.

In analogy, we have shown in Fig. 6.5 that the low donor mass and short  $P_{\text{orb}}$  of PSR J1740–5340 can be reproduced by including significant angular momentum losses associated with the mass lost from the binary due to radio-ejection (corresponding to the redback stage). In a similar way, the specific AML of evolutions starting from an  $1.05 M_{\odot}$  donor (of composition close to that of the GC Terzan 5) may be adjusted in order to reproduce the  $P_{\text{orb}} \sim 26$  hr of PSR J1748–2446ad (full red line in Fig. 7).

The evolution computed for PSR J1740–5340, but including AML greater than that due to mass lost with the specific AM of the donor, evolves to the very short period of about 0.5 d (red dot-dashed line), where the mass loss stops and the companion is now a low mass He–WD. Thus the radio-ejection phase may produce remnant systems such as, discussed in Sect. 6, of an MSP with a He–WD companions at very short  $P_{\text{orb}}$  ( $\sim 0.3$  d), possibly easing the difficulty mentioned by Istrate et al. [54].

The MSP with He–WDs at short period may then represent an important hint of evolution with strong consequential AML due to the influence of the MSP on the mass loss from the system. Indeed, the lowest  $P_{\text{orb}}$  of such MSPs is PSR J0751+1807 at  $P_{\text{orb}}=6.3$  hr [69], PSR J1738+0333 at  $P_{\text{orb}}=8.51$  hr and PSR J1816+4510, at  $P_{\text{orb}}=8.66$  hr [57]. In this last system, the spectrum of the optical component resembles that of a hot ( $\sim 16500$ K) proto-WD, but it has a lower gravity and larger radius, and it shows numerous helium and metallic lines, more similar to the non degenerate companions of redbacks. In addition, the radio MSP eclipses for  $\sim 10\%$  of the orbit [58], a feature again more similar to the redbacks behaviour. PSR J1816+4510 could represent the final stage of evolution of a binary in radio-ejection, following the stage in which it appears as a redback, and before the fully detached MSP plus He-WD stage. We show its location as a green pentagon in the HR diagram in Fig. 6.5, where we see that the high  $T_{\text{eff}}$  and relatively low gravity  $\log g=5$  [57] are in good agreement with the evolutionary tracks including high specific AML during the radio-ejection phase. From this point of view, the transitional systems could also be linked to this peculiar evolution.

We must explicitly note that the X-ray irradiation cycles described so far have no relation whatsoever with the ‘transitional’ MSP, switching from the AMXP to the radio MSP on a timescale of a few weeks [83]. Such a rapid change can not be related to any of the timescales (systemic AML, thermal stellar timescale or thermal timescale of the convective envelope) so far investigated. Nevertheless, the study of irradiation shows that the thermal disequilibrium during the secular evolution is such that the stellar radius and the Roche lobe radius are kept close to each other in a very

unstable situation which might well be subject to other shorter term variations. Any physical mechanism causing the transition from MSP to AMXP on weeks timescale deals with a system in which the companion barely fills its Roche lobe, in a stage of thermal instability.

If the redbacks are a mixed bag of systems with pre-WD or core-hydrogen burning companions, one must ask if there is a preferential class to which the transitional objects preferentially belong.

## 7 Summary and (a few of the) questions left open

In spite of all the work done in the latest 40 years, there are still problems in the binary evolution of MSP, and of their multifaceted characteristics. We have specifically dealt mostly with the low mass – short  $P_{\text{orb}}$  region, which is populated by very different characteristic systems, for which many questions remain open, first of all the question of next Section.

### 7.1 Why the evolution close to $P_{\text{bif}}$ has such a dominant role?

We have seen that many of the secular evolution paths of short  $P_{\text{orb}}$  – low  $M_c$  systems need to have begun close to the bifurcation period. In particular:

1. the radius of donors of AMXPs having  $P_{\text{orb}}$  shorter than 76 min is the exposed core of a star which has partially depleted its initial hydrogen content (Sect. 4.1);
2. the location of some redbacks in the  $P_{\text{orb}}-M_c$  plane also implies that mass transfer began when the donor was substantially evolved off the MS; but not yet in the giant stage (Sect. 6.5) ;
3. the presence of helium WD companions of MSP at periods 3–9 hr (Sect. 6.5.1)
4. the presence of helium companions to BWs (Sect. 6.4).

All these hints together point to an important role for  $P_{\text{bif}}$ , both for donors of intermediate mass and for donors of low mass such as those evolving today in GCs. We leave the problem open, keeping an eye on the idea by King, Davies and Beer [60] that some configurations are ‘the price of promiscuity’ and are due to the evolution of MSP systems in GCs (see also Sect. 6.4), where binaries, in which the NS has already formed, may suffer exchange interactions with other stars in the field of the GC, and the most suitable candidates to replace the former companion are the most massive stars alive at the epoch of the encounters. At least a fraction of NS formed in GCs are retained there (see Sect. 2.4). The fact that 40% of MSPs are found in GCs, which include today only  $10^{-3}$  of the galactic mass, implies that GCs are the favourite locus for accelerating the NS to MSP and for providing the best environment for the occurrence of some paths of secular evolution. Even if the idea that the BWs in the field can be in many cases escaped from GCs [60] may look ad hoc, it has even been

proposed that *all* bulge LMXBs may have been formed in GCs, later on destroyed by repeated tidal stripping and shocking in the galactic plane [46]; further, some double neutron stars may have formed by three body interactions in GCs and ejected in the field (see Sect. 5.1), a relevant point to understand mergers of DNS in old stellar environments, as observed in the detection by LIGO of the event GW 170817.

## 7.2 Possible conclusions

We summarize here the results concerning the secular evolution of short period systems only:

1. the redbacks can be mostly in a phase of radio-ejection, losing mass directly at the lagrangian point and evolving towards either shorter or longer  $P_{\text{orb}}$  according to the stage of evolution of the donor at the beginning of the mass transfer phase;
2. the systems with He–WD companions at short  $P_{\text{orb}}$  ( $< 0.5$  d) may be remnants of the evolution of the class of redbacks like PSR J740–5340, whose companion has lost and is losing mass and angular momentum due to radio–ejection. Mass exchange began after the donor developed a small helium core, and evolved off the main sequence turnoff. By losing enough specific AM, systems similar to this may evolve to shorter and shorter  $P_{\text{orb}}$ . Some may become ‘transitional’ systems;
3. the redback stage may begin because X–ray illumination on donors with convective envelopes occurs for a limited fraction of cycles, lasting tens to hundreds of million years, during which the system is mostly detached. Thus the companion will be subject to the MSP power in all the stages when there is no mass transfer. This is the most favourable situation to either begin the evaporation [11] or a radio–ejection phase [17]. Possibly, radio–ejection acts at longer  $P_{\text{orb}}$ , while evaporation is dominant for closer orbits and smaller masses.
4. the X–ray cycles may explain the positive large  $\dot{P}_{\text{orb}}$  of systems like SAX J1808, and the large number of MSP binaries, compared to accreting systems, both LMXB or AMXPs;
5. evaporation and MSP illumination may be competing in dominating the evolution in the black widow stage;
6. the ‘transitional’ stage is an open question.

**Acknowledgements** We thank Michela Mapelli, Alessandro Papitto and Enrico Vesperini for comments and suggestions.

## References

1. Abbott, B.P., Abbott, R., Abbott, T.D., Abraham, S., et al. LIGO Scientific Collaboration, Virgo Collaboration: GW190425: Observation of a Compact Binary Coalescence with Total Mass  $\sim 3.4 M_{\odot}$ . *ApJL* **892**(1), L3 (2020). DOI 10.3847/2041-8213/ab75f5

2. Abbott, B.P., Abbott, R., Abbott, T.D., et al., LIGO Scientific Collaboration, Virgo Collaboration: GW170817: Observation of Gravitational Waves from a Binary Neutron Star Inspiral. *Physical Review Letters* **119**(16), 161101 (2017). DOI 10.1103/PhysRevLett.119.161101
3. Abdo, A.A., Ajello, M., Allafort, A., Baldini, L., et. al.: The Second Fermi Large Area Telescope Catalog of Gamma-Ray Pulsars. *ApJS* **208**(2), 17 (2013). DOI 10.1088/0067-0049/208/2/17
4. Alpar, M.A., Cheng, A.F., Ruderman, M.A., Shaham, J.: A new class of radio pulsars. *Nature* **300**(5894), 728–730 (1982). DOI 10.1038/300728a0
5. Andrews, J.J., Mandel, I.: Double Neutron Star Populations and Formation Channels. *ApJL* **880**(1), L8 (2019). DOI 10.3847/2041-8213/ab2ed1
6. Backer, D.C., Kulkarni, S.R., Heiles, C., Davis, M.M., Goss, W.M.: A millisecond pulsar. *Nature* **300**(5893), 615–618 (1982). DOI 10.1038/300615a0
7. Bailes, M., Lyne, A.G., Shemar, S.L.: A planet orbiting the neutron star PSR1829-10. *Nature* **352**(6333), 311–313 (1991). DOI 10.1038/352311a0
8. Baumgardt, H., Hilker, M., Sollima, A., Bellini, A.: Mean proper motions, space orbits, and velocity dispersion profiles of Galactic globular clusters derived from Gaia DR2 data. *MNRAS* **482**(4), 5138–5155 (2019). DOI 10.1093/mnras/sty2997
9. Becker, C.M., Tavani, M., Rappaport, S.A.: A Study of Self-Excited Evolution of Low Mass X-ray Binaries. In: A.S. Fruchter, M. Tavani, D.C. Backer (eds.) *Millisecond Pulsars. A Decade of Surprise, Astronomical Society of the Pacific Conference Series*, vol. 72, p. 145 (1995)
10. Benvenuto, O.G., De Vito, M.A., Horvath, J.E.: Evolutionary Trajectories of Ultracompact “Black Widow” Pulsars with Very Low Mass Companions. *ApJL* **753**(2), L33 (2012). DOI 10.1088/2041-8205/753/2/L33
11. Benvenuto, O.G., De Vito, M.A., Horvath, J.E.: Understanding the Evolution of Close Binary Systems with Radio Pulsars. *ApJL* **786**, L7 (2014). DOI 10.1088/2041-8205/786/1/L7
12. Benvenuto, O.G., De Vito, M.A., Horvath, J.E.: Exploring the formation of ‘Black Widows’. *MNRAS* **449**(4), 4184–4191 (2015). DOI 10.1093/mnras/stv259
13. Benvenuto, O.G., De Vito, M.A., Horvath, J.E.: Evolution of redback radio pulsars in globular clusters. *A&A* **598**, A35 (2017). DOI 10.1051/0004-6361/201628692
14. Bhattacharya, D., van den Heuvel, E.P.J.: Formation and evolution of binary and millisecond radio pulsars. *Phys.Rep.* **203**(1-2), 1–124 (1991). DOI 10.1016/0370-1573(91)90064-S
15. Bray, J.C., Eldridge, J.J.: Neutron star kicks and their relationship to supernovae ejecta mass. *MNRAS* **461**(4), 3747–3759 (2016). DOI 10.1093/mnras/stw1275
16. Bray, J.C., Eldridge, J.J.: Neutron star kicks - II. Revision and further testing of the conservation of momentum ‘kick’ model. *MNRAS* **480**(4), 5657–5672 (2018). DOI 10.1093/mnras/sty2230
17. Burderi, L., D’Antona, F., Burgay, M.: PSR J1740-5340: Accretion Inhibited by Radio Ejection in a Binary Millisecond Pulsar in the Globular Cluster NGC 6397. *ApJ* **574**(1), 325–331 (2002). DOI 10.1086/340891
18. Burderi, L., Possenti, A., Colpi, M., Di Salvo, T., D’Amico, N.: Neutron Stars with Sub-millisecond Periods: A Population of High-Mass Objects? *ApJ* **519**(1), 285–290 (1999). DOI 10.1086/307353
19. Burderi, L., Possenti, A., D’Antona, F., Di Salvo, T., Burgay, M., Stella, L., Menna, M.T., Iaria, R., Campana, S., d’Amico, N.: Where May Ultrafast Rotating Neutron Stars Be Hidden? *ApJL* **560**(1), L71–L74 (2001). DOI 10.1086/324220
20. Campana, S., Di Salvo, T.: Accreting Pulsars: Mixing-up Accretion Phases in Transitional Systems, *Astrophysics and Space Science Library*, vol. 457, p. 149 (2018). DOI 10.1007/978-3-319-97616-74
21. Chen, H.L., Chen, X., Tauris, T.M., Han, Z.: Formation of Black Widows and Redbacks—Two Distinct Populations of Eclipsing Binary Millisecond Pulsars. *ApJ* **775**(1), 27 (2013). DOI 10.1088/0004-637X/775/1/27
22. Chen, W.C., Podsiadlowski, P.: Evolution of Intermediate-mass X-Ray Binaries Driven by the Magnetic Braking of AP/BP Stars. I. Ultracompact X-Ray Binaries. *ApJ* **830**(2), 131 (2016). DOI 10.3847/0004-637X/830/2/131

23. Chou, Y., Grindlay, J.E., Bloser, P.F.: Timing Analysis of the Light Curve of the Dipping-Bursting X-Ray Binary X1916-053. *ApJ* **549**(2), 1135–1144 (2001). DOI 10.1086/319443
24. Cook, G.B., Shapiro, S.L., Teukolsky, S.A.: Rapidly Rotating Neutron Stars in General Relativity: Realistic Equations of State. *ApJ* **424**, 823 (1994). DOI 10.1086/173934
25. D'Amico, N., Possenti, A., Manchester, R.N., Sarkissian, J., Lyne, A.G., Camilo, F.: An Eclipsing Millisecond Pulsar with a Possible Main-Sequence Companion in NGC 6397. *ApJL* **561**(1), L89–L92 (2001). DOI 10.1086/324562
26. D'Antona, F.: Modeling the onset of mass transfer in low-mass X-ray binaries. *Memoirs Soc. Astr. It.* **65**, 285 (1994)
27. D'Antona, F., Ergma, E.: Evolution of binaries with a low mass component immersed in a radiation field. I - Effect of irradiation by a millisecond pulsar companion. *A&A* **269**, 219–230 (1993)
28. D'Antona, F., Mazzitelli, I., Ritter, H.: The turn-on of mass transfer in cataclysmic binaries. *A&A* **225**, 391–404 (1989)
29. D'Antona, F., Ventura, P., Burderi, L., Di Salvo, T., Lavagetto, G., Possenti, A., Teodorescu, A.: Radio Ejection and Bump-related Orbital Period Gap of Millisecond Binary Pulsars. *ApJ* **640**(2), 950–955 (2006). DOI 10.1086/500109
30. Dessart, L., Burrows, A., Ott, C.D., Livne, E., Yoon, S.C., Langer, N.: Multidimensional Simulations of the Accretion-induced Collapse of White Dwarfs to Neutron Stars. *ApJ* **644**(2), 1063–1084 (2006). DOI 10.1086/503626
31. Dewi, J.D.M., Pols, O.R., Savonije, G.J., van den Heuvel, E.P.J.: The evolution of naked helium stars with a neutron star companion in close binary systems. *MNRAS* **331**(4), 1027–1040 (2002). DOI 10.1046/j.1365-8711.2002.05257.x
32. Eggleton, P.P.: Approximations to the radii of Roche lobes. *ApJ* **268**, 368–369 (1983). DOI 10.1086/160960
33. Ergma, E.: The relation between white dwarf mass and orbital period for binary millisecond radio pulsars orbital period  $1 \leq P_{\text{orb}} \leq 20$  days. *Astronomy and Astrophysics* **315**, L17–L18 (1996)
34. Ergma, E., Fedorova, A.V.: Orbital evolution of binaries with ultra-rapid pulsars. *A&A* **265**, 65–70 (1992)
35. Ergma, E., Sarna, M.J.: Eclipsing binary millisecond pulsar PSR J1740-5340 - evolutionary considerations and observational test. *A&A* **399**, 237–241 (2003). DOI 10.1051/0004-6361:20021689
36. Ergma, E., Sarna, M.J., Antipova, J.: The evolution of short-period binary pulsars: a systematic study. *MNRAS* **300**(2), 352–358 (1998). DOI 10.1046/j.1365-8711.1998.01761.x
37. Ergma, E.V., Fedorova, A.V.: Is it possible to evaporate the companion stars of ultra-rapid pulsars? *A&A* **242**, 125 (1991)
38. Fabian, A.C., Pringle, J.E., Verbunt, F., Wade, R.A.: Do galactic bulge X-ray sources evolve into millisecond pulsars? *Nature* **301**(5897), 222–223 (1983). DOI 10.1038/301222a0
39. Faucher-Giguère, C.A., Kaspi, V.M.: Birth and Evolution of Isolated Radio Pulsars. *ApJ* **643**(1), 332–355 (2006). DOI 10.1086/501516
40. Fedorova, A.V., Ergma, E.V.: Evolution of Binaries with Ultrashort Periods - Systematic Study. *Astrophysics and Space Science* **151**(1), 125–134 (1989). DOI 10.1007/BF00643634
41. Freire, P.C.C., Tauris, T.M.: Direct formation of millisecond pulsars from rotationally delayed accretion-induced collapse of massive white dwarfs. *MNRAS* **438**(1), L86–L90 (2014). DOI 10.1093/mnras/slt164
42. Fruchter, A.S., Stinebring, D.R., Taylor, J.H.: A millisecond pulsar in an eclipsing binary. *Nature* **333**(6170), 237–239 (1988). DOI 10.1038/333237a0
43. Ghosh, P., Lamb, F.K.: Accretion by rotating magnetic neutron stars. II. Radial and vertical structure of the transition zone in disk accretion. *ApJ* **232**, 259–276 (1979). DOI 10.1086/157285
44. Giacobbo, N., Mapelli, M.: Revising Natal Kick Prescriptions in Population Synthesis Simulations. *ApJ* **891**(2), 141 (2020). DOI 10.3847/1538-4357/ab7335

45. Gratton, R., Bragaglia, A., Carretta, E., D'Orazi, V., Lucatello, S., Sollima, A.: What is a globular cluster? An observational perspective. *A&A Rev.* **27**(1), 8 (2019). DOI 10.1007/s00159-019-0119-3
46. Grindlay, J.E., Hertz, P.: Galactic Bulge X-Ray Burst Sources From Disrupted Globular Clusters? In: D.Q. Lamb, J. Patterson (eds.) *Cataclysmic Variables and Low-Mass X-ray Binaries*, p. 79 (1985). DOI 10.1007/978-94-009-5319-2-9
47. Hameury, J.M., King, A.R., Lasota, J.P.: LMXB Evolution: Illumination Effects. In: A.S. Fruchter, M. Tavani, D.C. Backer (eds.) *Millisecond Pulsars. A Decade of Surprise, Astrophysical Society of the Pacific Conference Series*, vol. 72, p. 149 (1995)
48. Hameury, J.M., King, A.R., Lasota, J.P., Raison, F.: Structure and evolution of X-ray heated compact binaries. *A&A* **277**, 81–92 (1993)
49. Hessels, J.W.T., Ransom, S.M., Stairs, I.H., Freire, P.C.C., Kaspi, V.M., Camilo, F.: A Radio Pulsar Spinning at 716 Hz. *Science* **311**(5769), 1901–1904 (2006). DOI 10.1126/science.1123430
50. Hobbs, G., Lorimer, D.R., Lyne, A.G., Kramer, M.: A statistical study of 233 pulsar proper motions. *MNRAS* **360**(3), 974–992 (2005). DOI 10.1111/j.1365-2966.2005.09087.x
51. Iben I., J.: Thermal pulses: p-capture, alpha -capture, s-process nucleosynthesis; and convective mixing in a star of intermediate mass. *ApJ* **196**, 525–547 (1975). DOI 10.1086/153433
52. Iben I., J., Tutukov, A.V.: Supernovae of type I as end products of the evolution of binaries with components of moderate initial mass. *ApJS* **54**, 335–372 (1984). DOI 10.1086/190932
53. Illarionov, A.F., Sunyaev, R.A.: Why the Number of Galactic X-ray Stars Is so Small? *A&A* **39**, 185 (1975)
54. Istrate, A.G., Tauris, T.M., Langer, N.: The formation of low-mass helium white dwarfs orbiting pulsars . Evolution of low-mass X-ray binaries below the bifurcation period. *A&A* **571**, A45 (2014). DOI 10.1051/0004-6361/201424680
55. Ivanova, N., Heinke, C.O., Rasio, F.A., Belczynski, K., Fregeau, J.M.: Formation and evolution of compact binaries in globular clusters - II. Binaries with neutron stars. *MNRAS* **386**(1), 553–576 (2008). DOI 10.1111/j.1365-2966.2008.13064.x
56. Janka, H.T., Melson, T., Summa, A.: Physics of Core-Collapse Supernovae in Three Dimensions: A Sneak Preview. *Annual Review of Nuclear and Particle Science* **66**(1), 341–375 (2016). DOI 10.1146/annurev-nucl-102115-044747
57. Kaplan, D.L., Bhallerao, V.B., van Kerkwijk, M.H., Koester, D., Kulkarni, S.R., Stovall, K.: A Metal-rich Low-gravity Companion to a Massive Millisecond Pulsar. *ApJ* **765**(2), 158 (2013). DOI 10.1088/0004-637X/765/2/158
58. Kaplan, D.L., Stovall, K., Ransom, S.M., Roberts, M.S.E., Kotulla, R., Archibald, A.M., Biwer, C.M., Boyles, J., Dartez, L., Day, D.F., Ford, A.J., Garcia, A., Hessels, J.W.T., Jenet, F.A., Karako, C., Kaspi, V.M., Kondratiev, V.I., Lorimer, D.R., Lynch, R.S., McLaughlin, M.A., Rohr, M.D.W., Siemens, X., Stairs, I.H., van Leeuwen, J.: Discovery of the Optical/Ultraviolet/Gamma-Ray Counterpart to the Eclipsing Millisecond Pulsar J1816+4510. *ApJ* **753**(2), 174 (2012). DOI 10.1088/0004-637X/753/2/174
59. Karakas, A.I., Lattanzio, J.C.: The Dawes Review 2: Nucleosynthesis and Stellar Yields of Low- and Intermediate-Mass Single Stars. *PASA* **31**, e030 (2014). DOI 10.1017/pasa.2014.21
60. King, A.R., Davies, M.B., Beer, M.E.: Black widow pulsars: the price of promiscuity. *MNRAS* **345**(2), 678–682 (2003). DOI 10.1046/j.1365-8711.2003.06990.x
61. King, A.R., Frank, J., Kolb, U., Ritter, H.: Mass Transfer Cycles in Cataclysmic Variables. *ApJL* **444**, L37 (1995). DOI 10.1086/187854
62. Knigge, C.: Cataclysmic Variables: Eight Breakthroughs in Eight Years. *arXiv e-prints arXiv:1101.2901* (2011)
63. Kulkarni, S.R., Narayan, R.: Birthrates of Low-Mass Binary Pulsars and Low-Mass X-Ray Binaries. *ApJ* **335**, 755 (1988). DOI 10.1086/166964
64. Lavagetto, G., Burderi, L., D'Antona, F., Di Salvo, T., Iaria, R., Robba, N.R.: The different fates of a low-mass X-ray binary - I. Conservative mass transfer. *MNRAS* **348**(1), 73–82 (2004). DOI 10.1111/j.1365-2966.2004.07299.x

65. Levin, L., Bailes, M., Barsdell, B.R., Bates, S.D., Bhat, N.D.R., Burgay, M., Burke-Spolaor, S., Champion, D.J., Coster, P., D'Amico, N., Jameson, A., Johnston, S., Keith, M.J., Kramer, M., Milia, S., Ng, C., Possenti, A., Stappers, B., Thornton, D., van Straten, W.: The High Time Resolution Universe Pulsar Survey -VIII. The Galactic millisecond pulsar population. *MNRAS* **434**(2), 1387–1397 (2013). DOI 10.1093/mnras/stt1103
66. Li, H., Gnedin, O.Y.: Star cluster formation in cosmological simulations - III. Dynamical and chemical evolution. *MNRAS* **486**(3), 4030–4043 (2019). DOI 10.1093/mnras/stz1114
67. Lin, J., Rappaport, S., Podsiadlowski, P., Nelson, L., Paxton, B., Todorov, P.: LMXB and IMXB Evolution: I. The Binary Radio Pulsar PSR J1614-2230. *ApJ* **732**(2), 70 (2011). DOI 10.1088/0004-637X/732/2/70
68. Livio, M., Soker, N.: The Common Envelope Phase in the Evolution of Binary Stars. *ApJ* **329**, 764 (1988). DOI 10.1086/166419
69. Lundgren, S.C., Zepka, A.F., Cordes, J.M.: A Millisecond Pulsar in a 6 Hour Orbit: PSR J0751+1807. *ApJ* **453**, 419 (1995). DOI 10.1086/176402
70. Lyne, A.G., Manchester, R.N., D'Amico, N., Staveley-Smith, L., Johnston, S., Lim, J., Fruchter, A.S., Goss, W.M., Frail, D.: An eclipsing millisecond pulsar in the globular cluster Terzan 5. *Nature* **347**(6294), 650–652 (1990). DOI 10.1038/347650a0
71. Meyer, F., Meyer-Hofmeister, E.: Formation of cataclysmic binaries through common envelope evolution. *A&A* **78**, 167–176 (1979)
72. Middleditch, J., Mason, K.O., Nelson, J.E., White, N.E.: 4U 1626-67 : A prograde spinning X-ray pulsar in A 2500 S binary system. *The Astrophysical Journal* **244**, 1001–1021 (1981). DOI 10.1086/158772
73. Miller, M.C., Hamilton, D.P.: Implications of the PSR 1257+12 Planetary System for Isolated Millisecond Pulsars. *ApJ* **550**(2), 863–870 (2001). DOI 10.1086/319813
74. Miyaji, S., Nomoto, K.: On the Collapse of 8–10  $M_{\text{sun}}$  Stars Due to Electron Capture. *ApJ* **318**, 307 (1987). DOI 10.1086/165368
75. Muslimov, A.G., Sarna, M.J.: Formation of low-mass binaries with millisecond pulsars. *MNRAS* **262**(1), 164–174 (1993). DOI 10.1093/mnras/262.1.164
76. Nice, D.J., Thorsett, S.E., Taylor, J.H., Fruchter, A.S.: Observations of the Eclipsing Binary Pulsar in Terzan 5. *ApJL* **361**, L61 (1990). DOI 10.1086/185827
77. Nomoto, K.: Evolution of 8–10  $M_{\text{sun}}$  Stars toward Electron Capture Supernovae. II. Collapse of an O + NE + MG Core. *ApJ* **322**, 206 (1987). DOI 10.1086/165716
78. Paczyński, B.: Gravitational Waves and the Evolution of Close Binaries. *Acta Astron.* **17**, 287 (1967)
79. Paczyński, B.: Evolutionary Processes in Close Binary Systems. *ARA&A* **9**, 183 (1971). DOI 10.1146/annurev.aa.09.090171.001151
80. Paczynski, B.: Common Envelope Binaries. In: P. Eggleton, S. Mitton, J. Whelan (eds.) *Structure and Evolution of Close Binary Systems, IAU Symposium*, vol. 73, p. 75 (1976)
81. Paczynski, B.: Evolution of cataclysmic binaries. *Acta Astron.* **31**, 1–12 (1981)
82. Paczynski, B., Sienkiewicz, R.: Gravitational radiation and the evolution of cataclysmic binaries. *ApJL* **248**, L27–L30 (1981). DOI 10.1086/183616
83. Papitto, A., de Martino, D., Belloni, T.M., Burgay, M., Pellizzoni, A., Possenti, A., Torres, D.F.: X-ray coherent pulsations during a sub-luminous accretion disc state of the transitional millisecond pulsar xss j12270 4859. *MNRAS* **449**(1), L26–L30 (2015). DOI 10.1093/mnras/rlv013. URL + <http://dx.doi.org/10.1093/mnras/rlv013>
84. Patruno, A., Watts, A.L.: Accreting Millisecond X-Ray Pulsars. *arXiv e-prints arXiv:1206.2727* (2012)
85. Phinney, E.S., Sigurdsson, S.: Ejection of pulsars and binaries to the outskirts of globular clusters. *Nature* **349**(6306), 220–223 (1991). DOI 10.1038/349220a0
86. Podsiadlowski, P.: Irradiation-driven mass transfer low-mass X-ray binaries. *Nature* **350**, 136–138 (1991). DOI 10.1038/350136a0
87. Podsiadlowski, P., Langer, N., Poelarends, A.J.T., Rappaport, S., Heger, A., Pfahl, E.: The Effects of Binary Evolution on the Dynamics of Core Collapse and Neutron Star Kicks. *ApJ* **612**(2), 1044–1051 (2004). DOI 10.1086/421713



88. Poelarends, A.J.T., Herwig, F., Langer, N., Heger, A.: The Supernova Channel of Super-AGB Stars. *ApJ* **675**(1), 614–625 (2008). DOI 10.1086/520872
89. Pylyser, E., Savonije, G.J.: Evolution of low-mass close binary systems with a compact mass accreting component. *Astronomy and Astrophysics* **191**, 57–70 (1988)
90. Rappaport, S., Joss, P.C., Webbink, R.F.: The evolution of highly compact binary stellar systems. *The Astrophysical Journal* **254**, 616–640 (1982). DOI 10.1086/159772
91. Ritter, H.: Magnetic braking and the period gap of cataclysmic binaries. *A&A* **145**(1), 227–231 (1985)
92. Ritter, H.: Turning on and off mass transfer in cataclysmic binaries. *A&A* **202**, 93–100 (1988)
93. Ritter, H., Kolb, U.: Catalogue of cataclysmic binaries, low-mass X-ray binaries and related objects (Seventh edition). *A&A* **404**, 301–303 (2003). DOI 10.1051/0004-6361:20030330
94. Roberts, M.S.E.: Surrounded by spiders! New black widows and redbacks in the Galactic field. In: J. van Leeuwen (ed.) *Neutron Stars and Pulsars: Challenges and Opportunities after 80 years, IAU Symposium*, vol. 291, pp. 127–132 (2013). DOI 10.1017/S174392131202337X
95. Romani, R.W., Filippenko, A.V., Silverman, J.M., Cenko, S.B., Greiner, J., Rau, A., Elliott, J., Pletsch, H.J.: PSR J1311-3430: A Heavyweight Neutron Star with a Flyweight Helium Companion. *ApJL* **760**(2), L36 (2012). DOI 10.1088/2041-8205/760/2/L36
96. Ruderman, M., Shaham, J., Tavani, M.: Accretion Turnoff and Rapid Evaporation of Very Light Secondaries in Low-Mass X-Ray Binaries. *ApJ* **336**, 507 (1989). DOI 10.1086/167029
97. Sanna, A., Di Salvo, T., Burderi, L., Riggio, A., Pintore, F., Gambino, A.F., Iaria, R., Tailo, M., Scarano, F., Papitto, A.: On the timing properties of SAX J1808.4-3658 during its 2015 outburst. *MNRAS* **471**, 463–477 (2017). DOI 10.1093/mnras/stx1588
98. Schatzman, E.: A theory of the role of magnetic activity during star formation. *Annales d'Astrophysique* **25**, 18 (1962)
99. Schenker, K., Kolb, U., Ritter, H.: Properties of discontinuous and nova-amplified mass transfer in cataclysmic variables. *MNRAS* **297**(2), 633–647 (1998). DOI 10.1046/j.1365-8711.1998.01529.x
100. Shao, Y., Li, X.D.: Angular Momentum Loss Mechanisms in Cataclysmic Variables below the Period Gap. *ApJ* **745**(2), 165 (2012). DOI 10.1088/0004-637X/745/2/165
101. Skumanich, A.: Time Scales for CA II Emission Decay, Rotational Braking, and Lithium Depletion. *ApJ* **171**, 565 (1972). DOI 10.1086/151310
102. Soderblom, D.R.: Rotational studies of late-type stars. II. Ages of solar-type stars and the rotational history of the Sun. *ApJS* **53**, 1–15 (1983). DOI 10.1086/190880
103. Stevens, I.R., Rees, M.J., Podsiadlowski, P.: Neutron stars and planet-mass companions. *MNRAS* **254**, 19P–22 (1992). DOI 10.1093/mnras/254.1.19P
104. Strader, J., Swihart, S., Chomiuk, L., Bahramian, A., Britt, C., Cheung, C.C., Dage, K., Halpern, J., Li, K.L., Mignani, R.P., Orosz, J.A., Peacock, M., Salinas, R., Shishkovsky, L., Tremou, E.: Optical Spectroscopy and Demographics of Redback Millisecond Pulsar Binaries. *ApJ* **872**(1), 42 (2019). DOI 10.3847/1538-4357/aafbaa
105. Swihart, S.J., Strader, J., Chomiuk, L., Shishkovsky, L.: PSR J1306-40: An X-Ray Luminous Redback with an Evolved Companion. *ApJ* **876**(1), 8 (2019). DOI 10.3847/1538-4357/ab125e
106. Swihart, S.J., Strader, J., Shishkovsky, L., Chomiuk, L., Bahramian, A., Heinke, C.O., Miller-Jones, J.C.A., Edwards, P.G., Cheung, C.C.: A Multiwavelength View of the Neutron Star Binary 1FGL J1417.7-4402: A Progenitor to Canonical Millisecond Pulsars. *ApJ* **866**(2), 83 (2018). DOI 10.3847/1538-4357/aadcab
107. Taam, R.E., King, A.R., Ritter, H.: On a Theoretical Interpretation of the Period Gap in Binary Millisecond Pulsars. *ApJ* **541**(1), 329–334 (2000). DOI 10.1086/309392
108. Tailo, M., D'Antona, F., Burderi, L., Ventura, P., di Salvo, T., Sanna, A., Papitto, A., Riggio, A., Maselli, A.: Evolutionary paths of binaries with a neutron star - I. The case of SAX J1808.4 - 3658. *MNRAS* **479**(1), 817–828 (2018). DOI 10.1093/mnras/sty1637
109. Tauris, T.M.: Five and a Half Roads to Form a Millisecond Pulsar. In: L. Schmidtbreick, M.R. Schreiber, C. Tappert (eds.) *Evolution of Compact Binaries, Astronomical Society of the Pacific Conference Series*, vol. 447, p. 285 (2011)

110. Tauris, T.M., Kramer, M., Freire, P.C.C., Wex, N., Janka, H.T., Langer, N., Podsiadlowski, P., Bozzo, E., Chaty, S., Kruckow, M.U., van den Heuvel, E.P.J., Antoniadis, J., Breton, R.P., Champion, D.J.: Formation of Double Neutron Star Systems. *ApJ* **846**(2), 170 (2017). DOI 10.3847/1538-4357/aa7e89
111. Tauris, T.M., Langer, N., Kramer, M.: Formation of millisecond pulsars with CO white dwarf companions - II. Accretion, spin-up, true ages and comparison to MSPs with He white dwarf companions. *MNRAS* **425**(3), 1601–1627 (2012). DOI 10.1111/j.1365-2966.2012.21446.x
112. Tauris, T.M., van den Heuvel, E.P.J.: Formation and evolution of compact stellar X-ray sources, vol. 39, pp. 623–665 (2006)
113. Tavani, M.: Birthrates of Galactic Millisecond Pulsars and Their Low-Mass X-Ray Binary Precursors. *ApJL* **366**, L27 (1991). DOI 10.1086/185902
114. Tavani, M., Brookshaw, L.: Hidden Slow Pulsars in Binaries. *ApJL* **413**, L39 (1993). DOI 10.1086/186954
115. Tutukov, A.V., Fedorova, A.V., Ergma, E.V., Yungelson, L.R.: Evolution of Low-Mass Close Binaries - the Minimum Orbital Period. *Soviet Astronomy Letters* **11**, 52–56 (1985)
116. van den Heuvel, E.P.J., De Loore, C.: The nature of X-ray binaries III. Evolution of massive close binaries with one collapsed component - with a possible application to Cygnus X-3. *Astronomy and Astrophysics* **25**, 387 (1973)
117. Verbunt, F., Zwaan, C.: Magnetic braking in low-mass X-ray binaries. *A&A* **100**, L7–L9 (1981)
118. Vilhu, O., Ergma, E., Fedorova, A.: The X-ray heating and evolution of LMXB's. *A&A* **291**, 842–846 (1994)
119. Webb, J.J., Leigh, N.W.C.: Back to the future: estimating initial globular cluster masses from their present-day stellar mass functions. *MNRAS* **453**(3), 3278–3287 (2015). DOI 10.1093/mnras/stv1780
120. Webbink, R.F.: Double white dwarfs as progenitors of R Coronae Borealis stars and type I supernovae. *ApJ* **277**, 355–360 (1984). DOI 10.1086/161701
121. Webbink, R.F., Rappaport, S., Savonije, G.J.: On the evolutionary status of bright, low-mass X-ray sources. *ApJ* **270**, 678–693 (1983). DOI 10.1086/161159
122. Webbink, R.F., Wickramasinghe, D.T.: Cataclysmic variable evolution: AM Her binaries and the period gap. *Monthly Notices of the Royal Astronomical Society* **335**(1), 1–9 (2002). DOI 10.1046/j.1365-8711.2002.05495.x
123. Wijnands, R., van der Klis, M.: A millisecond pulsar in an X-ray binary system. *Nature* **394**(6691), 344–346 (1998). DOI 10.1038/28557
124. Ye, C.S., Kremer, K., Chatterjee, S., Rodriguez, C.L., Rasio, F.A.: Millisecond Pulsars and Black Holes in Globular Clusters. *ApJ* **877**(2), 122 (2019). DOI 10.3847/1538-4357/ab1b21
125. Zapartas, E., de Mink, S.E., Izzard, R.G., Yoon, S.C., Badenes, C., Götzberg, Y., de Koter, A., Neijssel, C.J., Renzo, M., Schootemeijer, A.: Delay-time distribution of core-collapse supernovae with late events resulting from binary interaction. *A&A* **601**, A29 (2017). DOI 10.1051/0004-6361/201629685