

Coulomb Correlation and Information Entropies in Confined Helium-Like Atoms

Wallas Santos Nascimento^{a,1}, Marcos Melo de Almeida^{b,1}, Frederico Vasconcellos Prudente^{c,1}

¹Instituto de Física, Universidade Federal da Bahia, 40170-115, Salvador, Bahia, Brazil.

Version accepted for publication in Eur. Phys. J. D (2021). DOI: [10.1140/epjd/s10053-021-00177-6](https://doi.org/10.1140/epjd/s10053-021-00177-6)

Abstract The present work studies aspects of the electronic correlation in confined H^- , He and Li^+ atoms in their ground states using the informational entropies. In this way, different variational wavefunctions are employed in order of better take account of Coulomb correlation. The obtained values for the S_r , S_p and S_t entropies are sensitive in relation to Coulomb correlation effects. In the strong confinement regime, the effects of the Coulomb correlation are negligible and the employment of the models of independent particle and two non-interacting electrons confined by a impenetrable spherical cage gains importance in this regime. Lastly, energy values are obtained in good agreement with the results available in the literature.

Keywords Information entropies · Coulomb correlation · Confined quantum systems · Quantum information theory · Hylleraas coordinates.

1 Introduction

The problem of many bodies is best characterized when the constituent particles of the system interact simultaneously, that is, the particles have a correlated behavior. Specifically, the electronic interactions in atoms or molecules globally generate so-called correlation effects [1, 2].

The phenomenon of electron correlation rises when working with models that go beyond the approximation of the independent particle model, being established by means of two essential origins. The first one is denominated Fermi correlation and results from the hypothesis of indistinguishability of the fermionic particles, producing an exchange force between them. The second one is known as Coulomb correlation based on the Coulomb repulsion between the electrons [3, 4].

Usually, the electronic correlation is studied as a guide in an energetic analysis of the systems. In this sense, the so-called correlation energy [5, 6], defined as the difference between the exact and limit Hartree-Fock energies, has received significant attention. The correlation energy, although small related to total energy, is very relevant in determination of chemical bonding energies. Furthermore, other energy analysis procedures can be defined [7, 8].

A mathematical theory of communication or information theory arose with report of Claude Shannon in 1948. A fundamental concept in this field is the information or Shannon entropy. This quantity is employed to measure the amount of information generated by a information source in the process of choosing a message from a possible group of them [9, 10]. Information entropy is successfully used in the study of the most varied phenomena in diverse fields of expertise [11, 12].

From the connection between information and quantum theories, it emerges the informational entropies in position, S_r , and in momentum, S_p , spaces, and the entropy sum S_t by adding S_r and S_p . The study of quantum systems in information theory context already has a series of published works, for instance, analyses involving the one-dimensional systems [13–17] and confined hydrogen atom [18–23]. Studies on the free or confined helium-like atoms also have received attention in the informational context [24–33].

Spatially confined quantum systems are not a recent problem in physics and have their initial studies produced in the early 1930s [34–36]. Quantum mechanical properties of confined systems are influenced by properties of confinement cage, for instance, the energy spectra and the polarizability experience significant changes [37, 38]. With the increment of computational processing capacity and development of modern techniques for the effective confinement, this topic remains to be of interest [39–50]. In previous researches, we use the entropy sum to investigate the regions of the

^ae-mail: wallasantos@gmail.com

^be-mail: marcosma@ufba.br

^ce-mail: prudente@ufba.br

confined harmonic oscillator [51] and confined hydrogenic-like atoms [21] where the confinement effects has major impact.

Despite of the studies using energy analysis to measure electronic correlation, studies based on informational entropies are found in literature [52–57]. The investigation in free quantum systems, *i.e.*, non spatially confined, shows promising results. For the lithium [58] and beryllium [59] atoms, and their ions, the S_t values increase and the S_r and S_p values increase and decrease, respectively, using configuration interaction singles and doubles excitations instead of Hartree-Fock wavefunctions [60].

The goal of this work is to discuss the Coulomb correlation effects on the systems by means of their wavefunctions, employing informational entropies. The systems of interest are spatially confined atoms containing two electrons, namely: negative hydrogen ion (H^-), helium (He) and ionized lithium (Li^+). This paper is organized as follows: in sect. 2 we present the informational concepts employed and we analyze the physical systems of interest together with the trial wavefunctions, in sect. 3 we discuss the obtained results and, finally, in sect. 4 we summarize the central aspects of our investigation. In Appendix A we present the $2e^-$ system.

2 Theoretical background

In this section, we present the concepts and methods applied in our research. In subsect. 2.1 we define the informational quantities S_r , S_p and S_t . In subsect. 2.2 we examine the confined helium-like atoms, as being the physical system of interest in this work. Furthermore, we define the three trial wavefunctions that we use to describe the confined H^- , He and Li^+ atoms in their ground energy states in order of better accuracy in the Coulomb correlation description.

2.1 Information entropies

The expression, originally introduced by Shannon, employed to measure the amount of information generated by a continuous information source is [10]

$$S(p(\alpha)) = - \int_{-\infty}^{\infty} d\alpha p(\alpha) \log_2 p(\alpha), \quad (1)$$

where $p(\alpha)$ is a probability density in function of continuous α variable, constrained by normalization condition, $\int_{-\infty}^{\infty} d\alpha p(\alpha) = 1$, and non-negative condition, $p(\alpha) \geq 0, \forall \alpha$. Note that in the original Shannon's work the entropy values for continuous distributions may be negative (see pg. 631 in Ref. [10]).

Adopting on the expression (1) the two-electron probability densities in position and momentum spaces, respectively $\rho(\mathbf{r}_1, \mathbf{r}_2)$ and $\gamma(\mathbf{p}_1, \mathbf{p}_2)$, arising from quantum theory, and using the fundamental physical constants Bohr radius, a_0 , and reduced Planck constant, \hbar , we have the information entropies in position and momentum spaces, respectively, defined as [21]

$$S_r = - \int \int d\mathbf{r}_1 d\mathbf{r}_2 \rho(\mathbf{r}_1, \mathbf{r}_2) \ln \left(a_0^6 \rho(\mathbf{r}_1, \mathbf{r}_2) \right) \quad (2)$$

and

$$S_p = - \int \int d\mathbf{p}_1 d\mathbf{p}_2 \gamma(\mathbf{p}_1, \mathbf{p}_2) \ln \left(\left(\frac{\hbar}{a_0} \right)^6 \gamma(\mathbf{p}_1, \mathbf{p}_2) \right). \quad (3)$$

The $\rho(\mathbf{r}_1, \mathbf{r}_2)$ and $\gamma(\mathbf{p}_1, \mathbf{p}_2)$ probability densities are normalized to unity and are written in terms of two-electron wavefunctions, $\rho(\mathbf{r}_1, \mathbf{r}_2) = |\psi(\mathbf{r}_1, \mathbf{r}_2)|^2$ and $\gamma(\mathbf{p}_1, \mathbf{p}_2) = |\tilde{\psi}(\mathbf{p}_1, \mathbf{p}_2)|^2$. The momentum space wavefunction $\tilde{\psi}(\mathbf{p}_1, \mathbf{p}_2)$ is obtained by Fourier transform in the position space of wavefunction $\psi(\mathbf{r}_1, \mathbf{r}_2)$.

The S_t quantity is obtained from entropy sum, $S_r + S_p$, as defined below. From the entropy sum we can still derive the entropy uncertainty relation that, written in terms of \hbar , is given by [21]

$$\begin{aligned} S_t &= S_r + S_p \\ &= - \int \cdots \int d\mathbf{r}_1 d\mathbf{r}_2 d\mathbf{p}_1 d\mathbf{p}_2 \rho(\mathbf{r}_1, \mathbf{r}_2) \gamma(\mathbf{p}_1, \mathbf{p}_2) \ln \left(\hbar^6 \rho(\mathbf{r}_1, \mathbf{r}_2) \gamma(\mathbf{p}_1, \mathbf{p}_2) \right) \\ &\geq 6 (1 + \ln \pi). \end{aligned} \quad (4)$$

From this entropy uncertainty relation we can obtain the Kennard's uncertainty relation [61]. The Eqs. (2), (3) and (4) are dimensionally adequate and independent of the employed unit system.

The S_r and S_p entropies are a type of dispersion or spread measures that are calculated without taking into account reference points in the probability distributions as Kennard's uncertainty relation (see, for example, Ref. [14] and references therein). In this sense, the entropic quantities are measures of uncertainty, localization or delocalization, of the wavefunction in the space [14, 62].

2.2 Systems of interest

The confined two-electrons (or the confined helium-like) atoms are interesting and simple systems to explore the different aspects of confinement. The complete non-relativistic Hamiltonian in atomic units for the confined helium-like atoms at the center of an impenetrable spherical cavity is given by

$$\hat{H} = \sum_{i=1}^2 \hat{h}(\mathbf{r}_i) + V_{ee}(\mathbf{r}_1, \mathbf{r}_2), \quad (5)$$

where $\hat{h}(\mathbf{r}_i)$ is the confined hydrogenic-type Hamiltonian of the i -th electron,

$$\hat{h}(\mathbf{r}_i) = -\frac{1}{2} \nabla_i^2 - \frac{Z}{r_i} + V_c(r_i), \quad (6)$$

while V_{ee} corresponds to electrostatic electron-electron repulsion,

$$V_{ee}(\mathbf{r}_1, \mathbf{r}_2) = 1/r_{12}. \quad (7)$$

In above equations, r_i represents the distance from the nucleus to the i -th electron, r_{12} is the relative distance between the electrons, and the atomic number, $Z = 1, 2$ and 3 , defines the negative hydrogen ion (H^-), helium (He) and the ionized lithium (Li^+), respectively. In present work we assume the spherical confining potential as

$$V_c(r_i) = \begin{cases} 0 & \text{for } 0 < r_i < r_c \\ \infty & \text{for } r_i \geq r_c \end{cases}, \quad (8)$$

being r_c the confinement radius.

Since this is a fermionic system, the electronic total wavefunction has to be antisymmetric by exchange of both electrons due to Pauli exclusion principle. This assumption includes Fermi correlation to the problem. As the Hamiltonian of the problem is spin independent, the product of spatial and spin parts constitute the total wavefunction. Assuming that the spin part is antisymmetrical for the electronic ground state (a singlet electronic state), the spatial part of wavefunction must be symmetrical by exchange of two electrons.

In present work we select three different trial spatial wavefunctions to describe confined helium-like atoms in their ground states in order of better take account of Coulomb correlation. The spin part will be omitted because the Hamiltonian is spin independent.

Our starting point is an exact function for the independent particle model φ_1 . The effect of the electrostatic repulsion [Eq. (7)] is regarded as a perturbation in computation of energies. In this independent electron model, the trial wavefunction is given by

$$\varphi_1(r_1, r_2) = A e^{\alpha(r_1+r_2)} \Omega(r_1, r_2), \quad (9)$$

where the orbital exponent α is adjusted to minimizing the electronic energy from the non-interacting particles Hamiltonian $\hat{H}_0 = \hat{h}(\mathbf{r}_1) + \hat{h}(\mathbf{r}_2)$. The total ground state energy is found by introducing the electron-electron interaction through the first order perturbation theory. In this case, the one-electron probability density is exactly the same of the confined hydrogenic-type system. In Eq. (9) and the following, $\Omega(r_1, r_2)$ is the cutoff function which provides the appropriate boundary conditions.

On the other hand, the complete Hamiltonian [Eq. (5)] is considered in the two other models. The difference between them is how the correlation effect is introduced into the trial wavefunction. In the second model the trial wavefunction φ_2 has a similar analytical expression to the first model, that is,

$$\varphi_2(r_1, r_2) = B e^{\beta(r_1+r_2)} \Omega(r_1, r_2), \quad (10)$$

but the exponent orbitals β is now obtained variationally by minimizing the total electronic energy functional. In this case, an electron interacts with the average field produced by other electron. The apparent effect of each electron on the movement of the other is to reduce the nuclear charge, introducing a change in the probability density when compared to the first model.

The third model considered here consists of introducing an explicit correlation factor between the two electrons in the trial wavefunction, as follows:

$$\varphi_3(r_1, r_2) = C e^{\lambda(r_1+r_2)} \gamma(r_{12}) \Omega(r_1, r_2), \quad (11)$$

where the correlation factor $\gamma(r_{12})$ is given by

$$\gamma(r_{12}) = (1 + \sigma r_{12}). \quad (12)$$

The parameters λ and σ are determined by the variational method. The inclusion of a new variational parameter in φ_3 function makes it more flexible and we expected a wavefunction that better describes the system. In this way, part of correlation energy is recovered by φ_3 function.

In φ_1 , φ_2 and φ_3 functions, the normalization constants are A , B , and C , and the cutoff function which provides the appropriate boundary conditions is

$$\Omega(r_1, r_2) = \left[1 - \left(\frac{r_1}{r_c} \right) \right] \left[1 - \left(\frac{r_2}{r_c} \right) \right]. \quad (13)$$

The Eq. (11) is a correlated wavefunction by $\gamma(r_{12})$ factor. The inclusion of this factor introduces considerable complications in problem solution. To solve it, we employ the Hylleraas coordinates [63–66], which are written as

$$s \equiv r_2 + r_1, \quad t \equiv r_2 - r_1 \quad \text{and} \quad u \equiv |\mathbf{r}_1 - \mathbf{r}_2|. \quad (14)$$

In these coordinates the Hamiltonian of the system is

$$\begin{aligned} \hat{H} = & - \left(\frac{\partial^2}{\partial s^2} + \frac{\partial^2}{\partial t^2} + \frac{\partial^2}{\partial u^2} \right) - \frac{4s}{s^2 - t^2} \frac{\partial}{\partial s} + \frac{4t}{s^2 - t^2} \frac{\partial}{\partial t} - \frac{2}{u} \frac{\partial}{\partial u} - \\ & - 2 \frac{s}{u} \left(\frac{u^2 - t^2}{s^2 - t^2} \right) \frac{\partial^2}{\partial s \partial u} - 2 \frac{t}{u} \left(\frac{u^2 - s^2}{s^2 - t^2} \right) \frac{\partial^2}{\partial t \partial u} - 4Z \frac{s}{s^2 - t^2} + \frac{1}{u}. \end{aligned} \quad (15)$$

The correlated wavefunction is written as

$$\varphi_3(s, t, u) = G e^{\sigma s} (1 + b u) Y(s, t), \quad (16)$$

the normalization constant is G . For the cutoff function we have

$$Y(s, t) = \left[r_c - \left(\frac{s-t}{2} \right) \right] \left[r_c - \left(\frac{s+t}{2} \right) \right]. \quad (17)$$

The volume element in terms of Hylleraas coordinates is

$$dv = 2\pi^2 (s^2 - t^2) u \, ds \, dt \, du, \quad (18)$$

with the limits of integration being

$$\begin{aligned} \int ds \, du \, dt = & \int_0^{r_c} ds \int_0^s du \int_0^u dt + \int_{r_c}^{2r_c} ds \int_0^{2r_c-s} du \int_0^u dt + \\ & + \int_{r_c}^{2r_c} ds \int_{2r_c-s}^s du \int_0^{2r_c-s} dt. \end{aligned} \quad (19)$$

The Hylleraas coordinates are considered to be coordinate systems of two electrons.

3 Results and discussions

In this section, we present and discuss our results for the confined H^- , He and Li^+ atoms (ground states energy) under various confinement conditions. In subsect. 3.1 we consider the results of expectation value of the energy. In subsect. 3.2, we determine the informational entropies S_r and S_p using the Eqs. (2) and (3); and, once get these values, we find the entropy sum S_r . In subsect. 3.3 we produce an informational study in the strong confinement regime.

We use the softwares Maple13 and QtiPlot to perform the calculations and plot the graphs, respectively. In particular, the numerical calculations, including the numerical integrations, were performed with an accuracy of at least 10 digits. Thus, even with an eventual propagation of numerical errors, we estimate that our results have an accuracy of at least 6 digits, so that the values presented in the tables are accurate within the significant figures presented.

We use the atomic units (a.u.) system. This system uses the electronic mass, m_e , the elementary charge e of the electron, the constant of electrostatic force, $1/4\pi\epsilon_0$, and the reduced Planck constant, \hbar , as standard units of their respective quantities. Here, we consider $m = m_e$ for all the calculations.

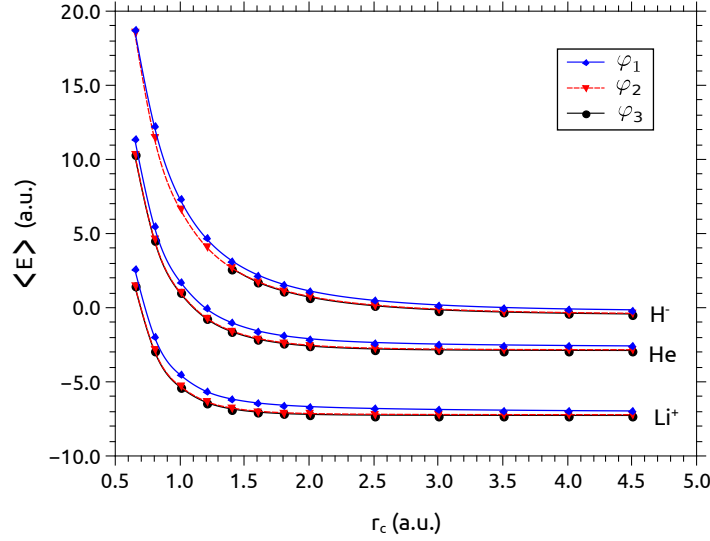


Fig. 1 Values of $\langle E \rangle$ as a function of r_c for the confined H^- , He and Li^+ atoms in their ground states.

3.1 Energy analysis

The expectation value of the energy, $\langle E \rangle$, for the confined H^- , He and Li^+ atoms in their ground states for three wavefunctions φ_1 , φ_2 and φ_3 , as a function of r_c , are displayed in Fig. 1 and organized in Table S.1 of the Supporting Information. We determine the $\langle E \rangle$ values of φ_1 adding the values from model independent particles, $\langle E^0 \rangle$, plus a first correction, $\langle E^1 \rangle$, established by expectation value of the V_{ee} term. Adjusting the variational parameter in φ_2 , with the complete Hamiltonian (5), we obtain better energy values than φ_1 . Besides, using the $\gamma(r_{12})$ term in φ_3 , we get the best results in this work, recovering a part of the correlation energy. We detect that the energy values improve in order of consideration of the Coulomb correlation. We can note, from Fig. 1, that $\langle E \rangle$ values tend to the values of the unconfined system (free system) when r_c goes to infinity. In another situation, the curves of $\langle E \rangle$ blow up when the value of r_c becomes smaller.

The $\langle E \rangle$ values taken by φ_3 for all three isoelectronic members are very close and, occasionally, are lower energies than the results of the Ref. [27] that makes its analysis from density functional theory. For He the energy values provided by φ_2 and φ_3 have a good agreement with the results presented by the Ref. [67], which also performs a variational calculation. Such comparisons indicate that the values of energy obtained here are compatible with the results published in the literature.

The investigation of the correlation effects under different confinement conditions, can be done by difference between the expectation value of the energies $\langle E[\varphi_2] \rangle$ and $\langle E[\varphi_3] \rangle$, determined by φ_2 and φ_3 , respectively, as follows:

$$\mu = \langle E[\varphi_2] \rangle - \langle E[\varphi_3] \rangle. \quad (20)$$

The quantity μ is displayed in Fig. 2 as a function of r_c . Note that in the atoms studied here the μ quantity increases with Z increment, and that each μ associated with a specific confined atomic system has a peak, whose maximum value and position is: the H^- , $\mu^{\max} \approx 0.0429$ at $r_c \approx 2.5603$; He, $\mu^{\max} \approx 0.0514$ at $r_c \approx 1.8132$; and, finally, for the Li^+ , $\mu^{\max} \approx 0.0589$ at $r_c \approx 1.2765$. For larger r_c , the μ values tend to their free atom values. Moreover, when r_c goes to zero, the μ values decrease, indicating that the energy values of φ_3 approaches of φ_2 . In the scenario, the correlation factor $\gamma(r_{12})$ loses importance on the characterizing of the wavefunction. The μ values are close to true correlation energy ($E_{HF} - E_{\text{exact}}$) for the unconfined or confined two-electrons atoms [67].

One thing to note is about the H^- anion. The energy values produced by φ_1 , φ_2 and φ_3 could represent the H^- as an unstable arrangement. However, the imposed confinement barriers avoid that one of the electrons detaches from the atom. In the free H^- the electrons are loosely attached to the nucleus, so its structure could be energetically appropriate to a dissociation in a neutral hydrogen atom plus an ejected electron. These particularities of the H^- can to difficult the study of this ion through the variational method and to produce some numerical instability in the determination of physical quantities of interest in regions of rigorous confinement. Nevertheless, investigations demonstrate that a unique bound state is observed when using more elaborate variational wavefunctions [68–71].

3.2 Information entropies

The S_r values as a function of r_c for the confined H^- , He and Li^+ atoms in their ground states are showed in Fig. 3 and organized in Table 1 and Table S2 of the Supporting Information. The first observation is that, for the same r_c , the informational entropies determined using the trial φ_1 function are exactly twice the informational entropies of equivalent

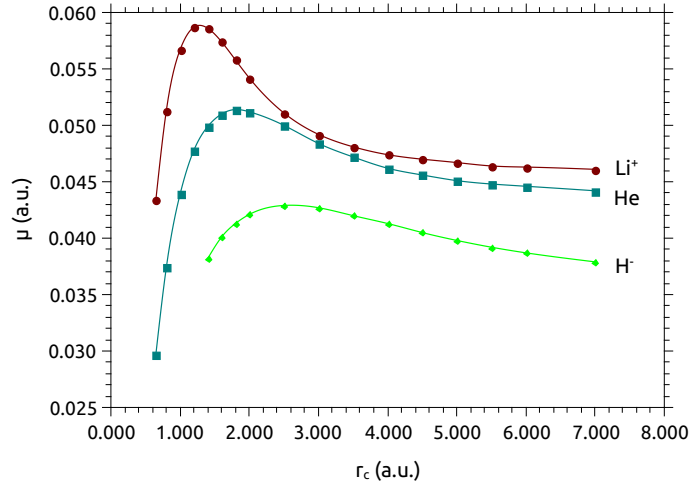


Fig. 2 Values of μ as a function of r_c for the confined H^- , He and Li^+ atoms in their ground states.

hydrogenic-like systems obtained previously by us in Ref. [21]. For this comparison, we consider the data calculated using the trial ϕ_{11}^c function of such publication. The reason for this agreement comes from the fact that its exponential α parameter was obtained disregarding the electron-electron repulsion term. Besides, when r_c goes to infinity the S_r values tend to the S_r values of the unconfined systems presented in Ref. [26], indicating the validity of our results. It should be noted that, in their work, Nasser *et al.* used wavefunctions with the same functional forms of φ_2 and φ_3 , excluding the cutoff function, to treat the free two-electron helium-like atoms.

Table 1 Values of S_r as a function of r_c for the H^- , He and Li^+ atoms in their ground states using the functions φ_1 , φ_2 and φ_3 . Values of r_c in atomic units system. The literature references are given as superscript.

	H^-			He			Li^+		
r_c	φ_1	φ_2	φ_3	φ_1	φ_2	φ_3	φ_1	φ_2	φ_3
1.0000	1.0823	1.1760	—	0.6345	0.7734	0.7779	-0.0029	0.1973	0.2071
2.0000	4.7933	5.0561	5.0543	3.3254	3.8232	3.8400	1.4804	2.0257	2.0578
4.0000	7.4843	8.4092	8.3985	4.0407	4.9813	5.0173	1.6670	2.3137	2.3514
6.0000	8.0720	9.7039	9.6810	4.0998	5.0960	5.1336	1.6860	2.3413	2.3793
10.0000	8.2406	10.3519	10.3056	4.1212	5.1345	5.1724	1.6939	2.3525	2.3906
free	—	10.538 ^a	10.479 ^a	—	5.1500 ^a	5.1881 ^a	—	2.3577 ^a	2.3959 ^a

^aRef. [26]

From graph (a) of the Fig. 3, we see that the difference between S_r values determined by φ_1 and φ_2 are higher than φ_2 and φ_3 . The S_r curves obtained by φ_2 and φ_3 are close to producing an overlap in such figure. Moreover, when the confinement increases the S_r curves tend to the negative values. In Table 1 and Table S2 of the Supporting Information, the results of S_r for the He and Li^+ atoms increase using the functions φ_1 , φ_2 and φ_3 , in this order. For the H^- , the S_r values determined by φ_1 are less than those employing φ_2 , whereas the calculated by φ_2 are greater than those provided by φ_3 . This phenomenon occurs, in H^- , because the use of $\gamma(r_{12})$ induces the decoupling of an electron from atom, while the other get closer of the nucleus. This effect produces a more localized probability density in position space and, consequently, a lower value for S_r using φ_3 .

Also based on the graph (a) of the Fig. 3 note that the values of S_r can be negative. These values correspond to regions where the probability densities are highly localized. This fact can also be observed in one-dimensional systems [14], in the spherically confined hydrogen atom [21] and systems with static screened Coulomb potential [72]. This result has a simple explanation in the quantum context [73]: when r_c is reasonably small, the probability density becomes large and $a_0^6 \rho(\mathbf{r}_1, \mathbf{r}_2) > 1$. In this situation, $-\rho(\mathbf{r}_1, \mathbf{r}_2) \ln(a_0^6 \rho(\mathbf{r}_1, \mathbf{r}_2)) < 0$ and, then, S_r may be negative.

We visualize the performance of the S_p versus r_c curves for φ_1 and φ_2 in the graph (b) of the Fig. 3 and we organize the numerical values in Table 2 and Table S3 of the Supporting Information. The incorporation of the Coulomb correlation on the wavefunction φ_2 causes a reduction in the S_p values. When r_c goes to infinity the S_p values pass to constant values. In another situation, when the confinement increases, an upward inflection of the curves is identified. The integral calculations of the information entropy on momentum space showed numerical instability and were truncated to a given value of the integration limit. Taking that into account, we guarantee the accuracy of the results obtained of S_p using the

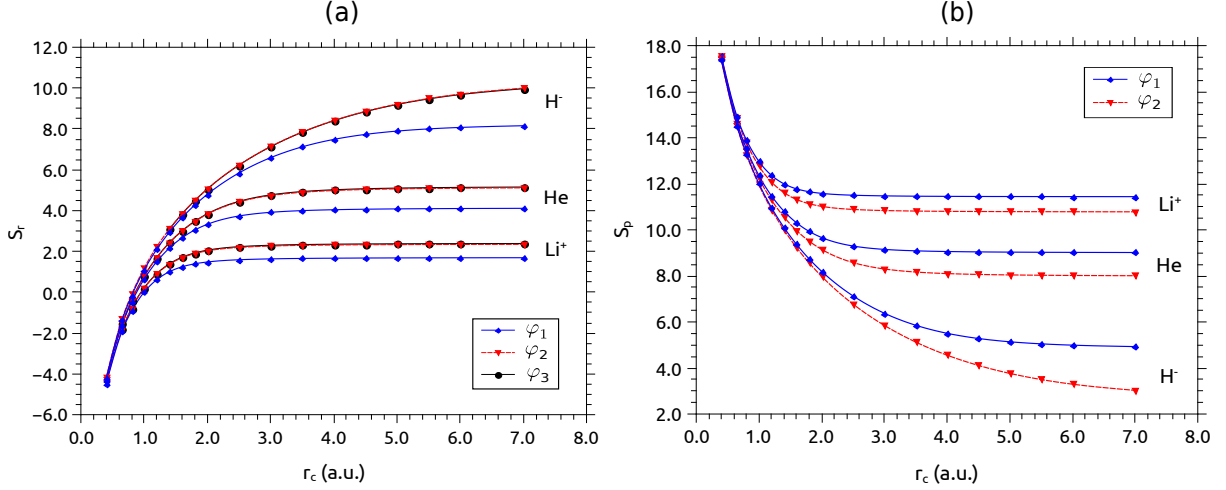


Fig. 3 Values of S_r and S_p as a function of r_c for the confined H^- , He and Li^+ atoms in their ground states.

functions φ_1 and φ_2 . Studies involving Fourier transforms in correlated wavefunctions have been started [74], allowing us in the future to provide the S_p values for the function φ_3 .

Table 2 Values of S_p as a function of r_c for the H^- , He and Li^+ atoms in their ground states using the functions φ_1 and φ_2 . Values of r_c in atomic units system.

	H^-		He		Li^+	
r_c	φ_1	φ_2	φ_1	φ_2	φ_1	φ_2
1.0000	12.0076	11.9496	12.3575	12.2374	12.9705	12.7709
2.0000	8.1986	7.9796	9.6665	9.1507	11.5832	11.0197
4.0000	5.5076	4.5581	9.0582	8.0998	11.4537	10.8032
6.0000	4.9915	3.2971	9.0209	8.0183	11.4424	10.7857
10.0000	4.8731	2.7320	9.0081	7.9931	11.4377	10.7787

The Ref. [75] helps us to understand the behavior of S_r and S_p with the Z variation. The increase of the atomic number produces lower results of the expectation values of r_1 and r_{12} , making more localized systems, consequently the S_r values are reduced with Z increment in Table 1 and Table S2 of the Supporting Information. On the other hand, the reduction of the atomic number makes weaker interactions. The movement of particles is less chaotic, then the S_p values decrease with Z reduction in Table 2 and Table S3 of the Supporting Information.

The S_t values as a function of r_c for the confined helium-like atoms in their ground states are organized in Table 3 and Table S4 of the Supporting Information and we display in Fig. 4 the overall behavior of it. Note that the entropic uncertainty relation ($S_t \geq 12.8684$) is satisfied for all studied confined systems. Moreover, both results obtained with φ_1 and φ_2 trial wavefunctions for the three helium-like atoms show the same overall behavior. All S_t curves have a minimum for intermediate values of r_c . In addition, for large r_c , the values of S_t using φ_1 and φ_2 , for the confined H^- , He and Li^+ atoms tend towards the value of 13.1332 of the free atomic system. And in the direction of small r_c , the entropy sums present an increase in their values. As we have observed in subsect. 2.1 the entropy sum gives rise to entropic uncertainty relation. In this context, at the point where S_t has its lowest value (S_t^{min}) the system is on the situation of lower entropic uncertainty.

One interesting aspect to point out is that the values of the confinement radius, r_c^{min} , in which S_t^{min} arise, are shifted to larger values in order of better take account of Coulomb correlation in wavefunction. For the H^- using φ_1 we have $S_t^{min} = 12.9676$ in $r_c^{min} = 3.0010$ u.a., while for φ_2 we have $S_t^{min} = 12.9673$ in $r_c^{min} = 4.0000$ u.a.. For the He, we have for φ_1 the value of $S_t^{min} = 12.9675$ in $r_c^{min} = 1.4001$ and for φ_2 we have $S_t^{min} = 12.9679$ in $r_c^{min} = 1.6000$ u.a.. For the Li^+ , we have for φ_1 the value of $S_t^{min} = 12.9674$ arise in $r_c^{min} = 0.9500$ u.a. and for φ_2 we have $S_t^{min} = 12.9675$ in $r_c^{min} = 1.1000$ u.a.. So, the inclusion of the Coulomb correlation modifies, in some way, the balance between Coulomb and confining potential, modifying the confinement radius associated with the lowest entropy sum. Differences in r_c^{min} due to improved model have a greater impact on H^- anion, reinforcing its intriguing characteristics.

In the context of the density functional theory [76, 77] the informational study of confined two-electron systems has been done utilizing the one-electron density normalized to unity [27, 28]. Nevertheless, analysis using two-electron probability densities normalized to unity, as in the present work, are also presented in the literature involving free helium-

Table 3 Values of S_t as a function of r_c for the H^- , He and Li^+ atoms in their ground states using the functions φ_1 and φ_2 . Values of r_c in atomic units system.

	H^-		He		Li^+	
r_c	φ_1	φ_2	φ_1	φ_2	φ_1	φ_2
1.0000	13.0899	13.1256	12.9919	13.0107	12.9676	12.9682
2.0000	12.9919	13.0357	12.9919	12.9739	13.0636	13.0454
4.0000	12.9919	12.9673	13.0989	13.0811	13.1207	13.1169
6.0000	13.0636	13.0010	13.1207	13.1143	13.1284	13.1270
10.0000	13.1137	13.0839	13.1294	13.1276	13.1316	13.1312

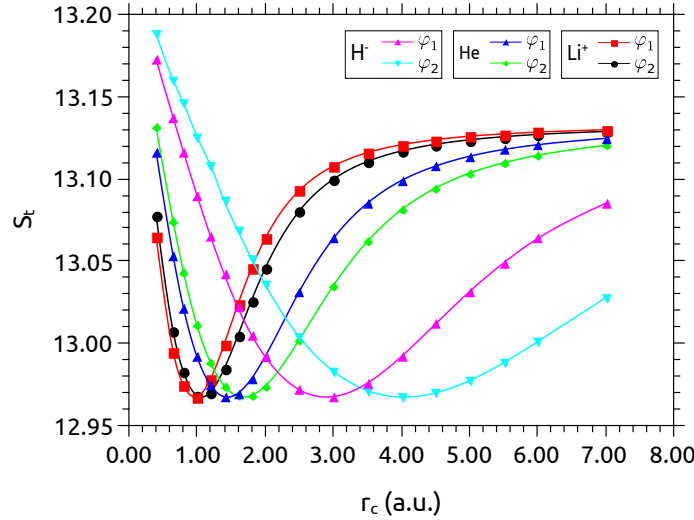


Fig. 4 Values of S_t as a function of r_c for the confined H^- , He and Li^+ atoms in their ground states .

like atoms [25, 26]. For more details on the different entropic formulations and how they can be contrasted see Ref. [78]. Lastly, we did not find S_r , S_p and S_t available entropies values in literature for confined helium-like atoms using two-electron probability densities normalized to unity and written in terms of two-electron wavefunctions to compare with our results.

3.3 Strong confinement regime

The strong or extreme confinement regime for confined atomic system can be defined when the influence of the confining potential becomes greater than the free atomic system potential to specific configurations (or r_c values). One important characteristic of the strong confinement region is that the probability density is highly concentrated in position space, distinctly to weakly confined regions. The definition of specific radii for the strong confinement regime in two-electrons atoms can be based on the ionization radius [79–81]. In our previous studies of confined harmonic oscillator [51] and confined hydrogenic-like atoms [21], we have suggested that the entropy sum can be employed to determine a strong or rigorous confinement regime.

In the present work, based on the entropy sum we define three regions of confinement for the systems. In the strong confinement region, when $r_c \rightarrow 0$, the confinement potential is preponderant. On the other hand, the weak confinement correspond to the regions where $r_c \rightarrow \infty$ and the Coulomb potential is dominant. The intermediate confinement region is close of the value of S_t^{min} where the effects of the confining and Coulomb potentials has approximately a similar impact or influence on the system (the confinement and Coulomb potentials are compensated).

To illustrate and define more precisely the confinement regimes we use the values of S_t , obtained by φ_2 function, to plot the graph of the entropy sum for the H^- , He and Li^+ atoms in Fig. 5. The intermediate confinement region for each atom studied is defined between the values of r_c where the horizontal line crosses the curve of S_t versus r_c . The horizontal line marks the half well depth of the entropy curve, being given by

$$\sigma_{[atoms]} = \frac{S_t[r_c = \infty] - S_t[r_c^{min}]}{2}, \quad (21)$$

where the S_t values are calculated in r_c tending to infinity and in r_c^{min} (r_c value where S_t^{min} occurs). The use of $\sigma_{[atoms]}$ provides a good approximation for the intermediate confinement. As defined by Eq. (21), the main graph of Fig. 5

have horizontal lines referring to H^- , He and Li^+ atoms, however due to the graphic scale these lines overlap. In the secondary graphic of the same figure we highlight a portion in zoom of the main graph contrasting the emergence of the three horizontal lines.

In addition, in Fig. 5 the strong and weak confinement correspond to the regions, respectively, left ($r_c \rightarrow 0$) and right ($r_c \rightarrow \infty$), of the intermediate confinement. Based on this analysis in Table 4 we organize the numerical values that limit the confinement regions and height of half well depth of the atoms studied.

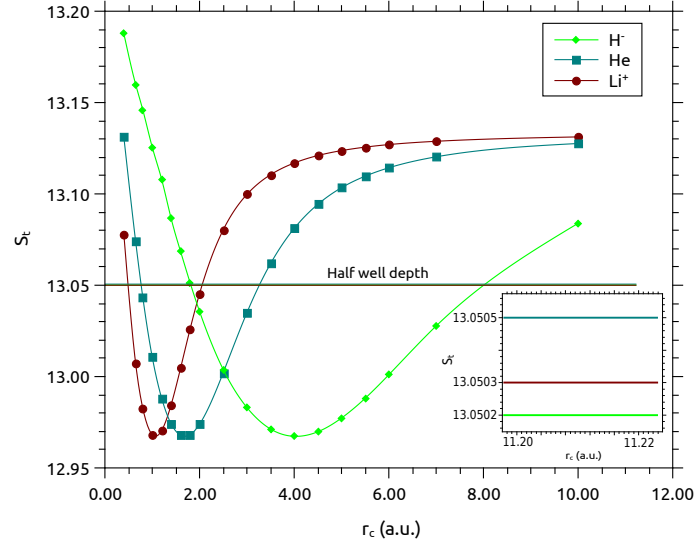


Fig. 5 Values of S_r as a function of r_c for the confined H^- , He and Li^+ atoms in their ground states. S_r values using the φ_2 function. In the secondary graphic we highlight a portion in zoom of the main graph contrasting the emergence of the three horizontal lines.

Table 4 Confinement region of the confined two-electrons atoms. Values of r_c in atomic units system.

Atoms	height of half well depth	Strong	Intermediate	Weak
H^-	13.0502	$r_c < 1.80$	$1.80 \leq r_c \leq 8.00$	$r_c > 8.00$
He	13.0505	$r_c < 0.75$	$0.75 \leq r_c \leq 3.25$	$r_c > 3.25$
Li^+	13.0503	$r_c < 0.50$	$0.50 \leq r_c \leq 2.10$	$r_c > 2.10$

Some of the main aspects of the strong or extreme confinement regime is the fact that, in this region, the effects of electronic correlation become essentially null, however the influence of the confining potential becomes greater than Coulomb potential. In this specific region, the system have the probability density highly concentrated in position space [82, 83]. These characteristics are obtained in the present work through an elegant informational analysis.

Initially, we examine the inclusion of the V_{ee} term in Hamiltonian (5) through the quantity Λ , represented in terms of the entropy sums been determined by φ_1 and φ_2 functions, as follows:

$$\Lambda = \frac{S_r[\varphi_1]}{S_r[\varphi_2]}. \quad (22)$$

In addition, using the S_r and S_p entropies, computed also by φ_1 and φ_2 , we have established the β_r and β_p quantities, that is,

$$\beta_r = S_r[\varphi_1] - S_r[\varphi_2] \quad (23)$$

and

$$\beta_p = S_p[\varphi_1] - S_p[\varphi_2]. \quad (24)$$

In Figs. 6, we present the curves of Λ , β_r and β_p as a function of r_c for the examined atoms, respectively in graphs (a), (b) and (c). In situation (a) the Λ values tend to unity when the r_c values decrease. The graphs (b) and (c) indicate that the β_r and β_p values goes to zero when the confinement situation intensifies. These results imply that when r_c goes to zero, the entropy values related to φ_2 function, in position space or in momentum space, tend to entropy values related to φ_1 function. Therefore, we conclude that the independent particle model can be successfully employed in the strong confinement region.

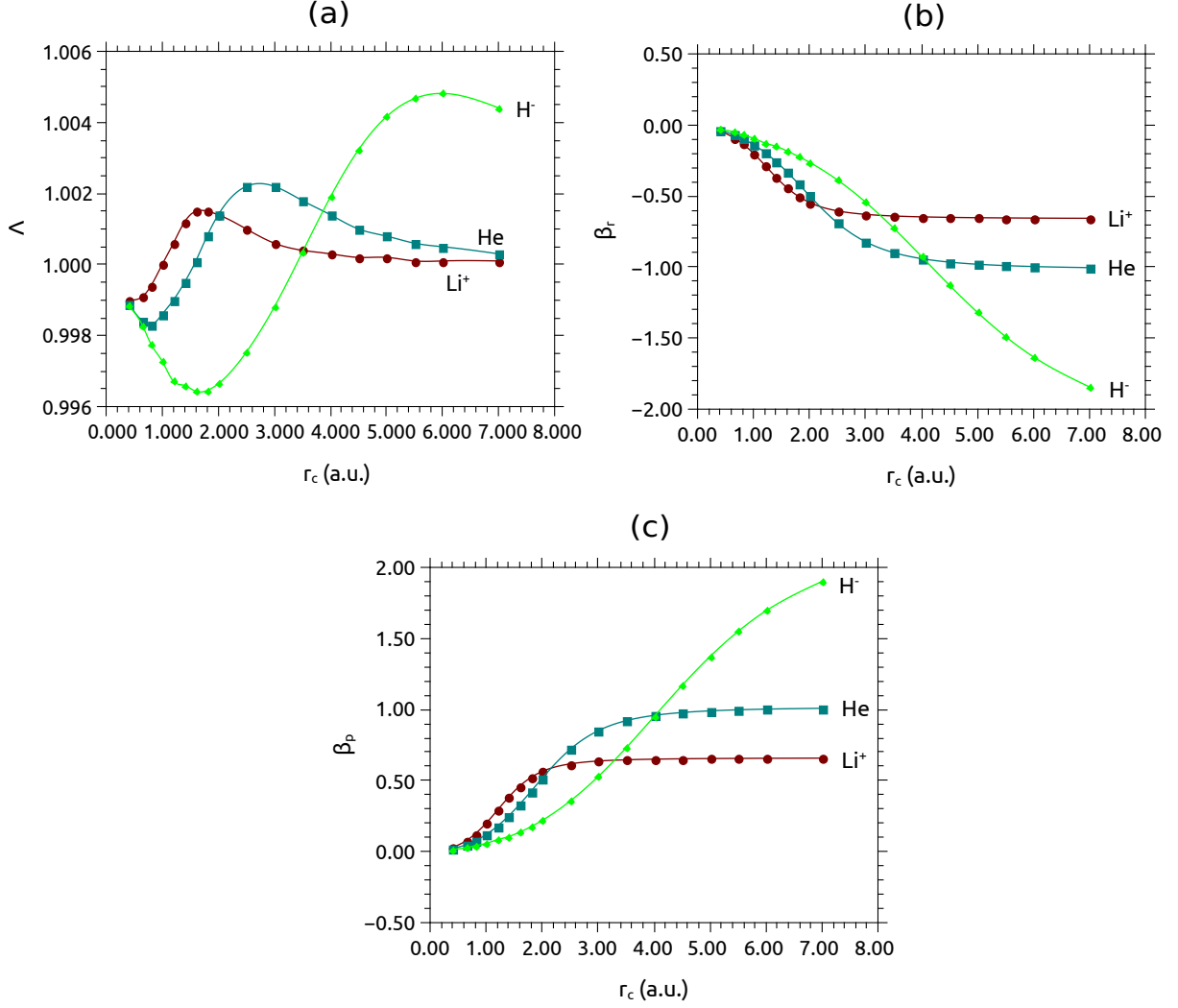


Fig. 6 Values of Λ , β_r and β_p as a function of r_c for the confined H^- , He and Li^+ atoms in their ground states.

The values of the entropy sum of the investigated confined two-electrons atoms have interesting relation with our previous researches involving the confined hydrogenic-like atoms (He^+ , H and Li^{++}) accessible in Ref. [21]. For instance, for $r_c = 0.4000$ a.u., we have the values of $S_t[H^-] = 13.1878$, $S_t[He] = 13.1312$ and $S_t[Li^+] = 13.0780$. Moreover, $2S_t[H] = 13.1666$, $2S_t[He^+] = 13.1072$ and $2S_t[Li^{++}] = 13.0518$. The numerical results show that the S_t values of H^- , He and Li^+ are approximately the double of H , He^+ , and Li^{++} , respectively. This investigation denotes the loss of importance of the V_{ee} term for small confinement radii, being in favor of the adoption of the independent particle model.

We utilize the $2e^-$ system to auxiliary our investigation of the strong confinement region. This system is constituted by two non-interacting electrons confined by a impenetrable spherical cage (see Appendix). In this sense, we determine the quantity Γ as follows:

$$\Gamma_{[atoms]} = S_r[2e^-] - S_r[atoms]. \quad (25)$$

The $S_r[atoms]$ values are obtained employing the φ_2 function, where the reported atoms are H^- , He and Li^+ . In Fig. 7, $\Gamma_{[atoms]}$ versus r_c curves, we note that increasing the confinement effect the $\Gamma_{[atoms]}$ values go to zero. That is, the S_r values of H^- , He and Li^+ tend for the results of $2e^-$, which leads us to establish that when r_c go to zero the confining potential becomes more relevant than the nuclear potential. Furthermore, the effects of Coulomb correlation become negligible. These effects favor employment of the model of non-interacting electrons inside a sphere for the confined two-electrons atoms in the strong confinement regime.

The S_r values obtained for the systems $2e^-$, H^- , He and Li^+ have the following relation: $S_r[2e^-] > S_r[H^-] > S_r[He] > S_r[Li^+]$. Besides, in $r_c = 0.4000$ a.u., we have the values approximately equal of $S_r[2e^-] = 13.2344$, $S_r[H^-] = 13.1878$, $S_r[He] = 13.1312$ and $S_r[Li^+] = 13.0780$. Thus, we infer that in strong confinement the electrons are primarily bound to the confinement potential, instead of the nuclear potential, and the effects of electron-electron interaction lose importance. We found similar conclusion analyzing the Fig. 7. For the $2e^-$ system the values of the entropic quantities and of the expectation value of the energy are available in Table S5 of the Supporting Information.

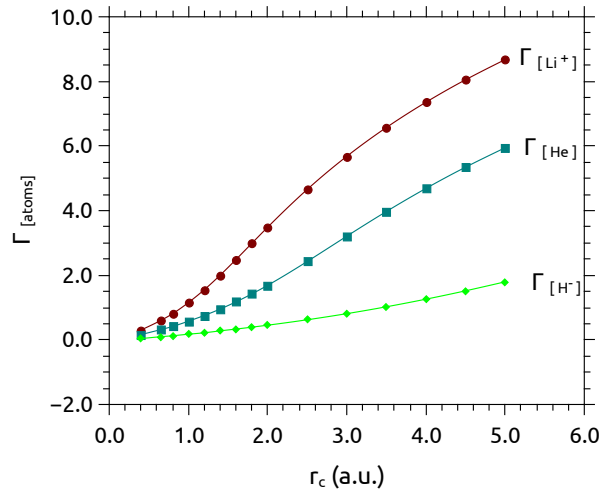


Fig. 7 Values of $\Gamma_{[atoms]}$ as a function of r_c for the confined H^- , He and Li^+ atoms in their ground states.

4 Conclusion

In this work, we determined the expectation values of the energy, $\langle E \rangle$, and the informational quantities S_r , S_p and S_t , for the confined H^- , He and Li^+ atoms (ground states) confined at the centre of an impenetrable spherical cavity. The informational quantities were calculated using the two-electron probability densities normalized to unity. For this, we have employed three different variational wavefunctions.

We obtained more accurate results of $\langle E \rangle$ using the wavefunctions that better take account of Coulomb correlation. The correlation term $\gamma(r_{12})$ goes losing importance when the confinement increases. The $\langle E \rangle$ values tend to the results of the unconfined system when r_c goes to infinity. On the other hand, the energy values experience a considerable increase when r_c value diminishes. The obtained $\langle E \rangle$ values have a good agreement with found results in literature.

The S_r values increase, for the confined He and Li^+ atoms, using the ϕ_1 , ϕ_2 and ϕ_3 wavefunctions, respectively. For H^- , the S_r values increase of ϕ_1 to ϕ_2 and decreases of ϕ_2 to ϕ_3 . This last effect occurs because in ϕ_3 we have a more localized probability density. The S_p values decrease and the values of r_c , in which S_t^{min} arise, is shifted in order of better take account of Coulomb correlation in the system. When r_c value goes to infinity the S_r , S_p and S_t values go to the results of the unconfined system. The S_p values using the function ϕ_3 have not been determined, fortunately this not produces changes on the main conclusions of our study. In the future we will return to this specific question.

All the minimum values of S_t obtained here satisfy the entropy uncertainty relation. We identified a situation of lower entropic uncertainty in S_t^{min} where the Coulomb and the confining potentials are compensated. The symmetry $r_c^{min} \equiv 3.0/Z$ a.u found for the two-electrons atoms using the independent particle model, ϕ_1 , is broken with the incorporation of a part of the Coulomb correlation in ϕ_2 function.

Finally, based on the S_t values, we define the regions of strong ($r_c \rightarrow 0$), intermediate (close of S_t^{min}) and weak confinement ($r_c \rightarrow \infty$) for the confined H^- , He and Li^+ atoms in their ground energy states. Analyzing the informational quantities, we concluded that in the strong confinement regime, the effects of Coulomb correlation become negligible. So, we can successfully employ the models of independent particle and two non-interacting electrons confined by a impenetrable spherical cage for the atoms of two electrons when the confinement effects are extreme.

Acknowledgements This work has been supported by the Brazilian agencies CAPES (Coordenação de Aperfeiçoamento de Pessoal de Nível Superior) and CNPq (Conselho Nacional de Desenvolvimento Científico e Tecnológico) through grants to the authors. The authors thank the referees for careful reading of the manuscript and for helpful comments and suggestions.

Author contribution: All authors contributed equally to the paper.

Supporting Information. This manuscript contains supplementary information. [Click here to access.](#)

Appendix A:

The $2e^-$ system consists of two non-interacting electrons confined in an impenetrable spherical cage. The non-relativistic Hamiltonian in atomic units for one electron confined in an impenetrable spherical cage, e^- , is

$$\hat{H} = -\frac{1}{2}\nabla^2 + V_c(r). \quad (A.1)$$

The confining potential is defined as

$$V_c(r) = \begin{cases} 0 & \text{for } 0 < r < r_c \\ \infty & \text{for } r \geq r_c \end{cases}, \quad (\text{A.2})$$

being r_c the confinement radius. The ground state wavefunction is

$$\phi(r) = A \left[\frac{\sin(\pi r/r_c)}{r} \right] \left(\frac{1}{4\pi} \right), \quad (\text{A.3})$$

where A is a normalization constant. In this background, for the $2e^-$ system the expectation values of the energy, beyond the entropic quantities, are the double of the values obtained for the e^- system. The S_r , S_p , S_t and $\langle E \rangle$ values as a function of r_c for the $2e^-$ system in ground state are available in Table S5 of the Supplementary Material.

References

1. P. Fulde, *Electron Correlation in Molecules and Solids* (Springer, Berlin, 1995). DOI 10.1007/978-3-642-57809-0
2. R.P. Sagar, H.G. Laguna, N.L. Guevara, Chem. Phys. Lett. **514**, 352 (2011). DOI 10.1016/j.cplett.2011.08.032
3. D.P. Tew, W. Klopper, T. Helgaker, J. Comp. Chem. **28**, 1307 (2007). DOI 10.1002/jcc.20581
4. L. Rincon, F.J. Torres, M. Becerra, S. Liu, A. Fritsch, R. Almeida, Mol. Phys. **117**(5), 610 (2019). DOI 10.1080/00268976.2018.1530462
5. P.O. Löwdin, Adv. Chem. Phys. **2**, 207 (1958). DOI 10.1002/9780470143483.ch8
6. A.L. Baskerville, A.W. King, H. Cox, R. Soc. opens ci. **6**, 181357 (2019). DOI 10.1098/rsos.181357
7. A. Mohajeri, M. Alipour, J. Mol. Struct.: THEOCHEM **907**, 115 (2009). DOI 10.1016/j.theochem.2009.04.036
8. S.P. McCarthy, A.J. Thakkar, Chem. Phys. Lett. **494**, 312 (2010). DOI 10.1016/j.cplett.2010.05.095
9. O. Rioul, *Théorie de l'information et du codage* (Lavoisier, Paris, 2007)
10. C. Shannon, Bell Syst. Tech. J. **27**, 379 (1948). DOI 10.1002/j.1538-7305.1948.tb01338.x
11. Z.X. Wang, L.Y. He, D.D. Li, Energy Policy **132**, 429 (2019). DOI 10.1016/j.enpol.2019.06.002
12. Z. Liu, P. Shang, Phys. A (Amsterdam, Neth.) **505**, 1170 (2018). DOI 10.1016/j.physa.2018.04.041
13. O. Olendski, Ann. Phys. (Berlin) **530**, 1700324 (2018). DOI 10.1002/andp.201700324
14. W.S. Nascimento, M.M. de Almeida, F.V. Prudente, Eur. J. Phys. **41**(2), 025405 (2020). DOI 10.1088/1361-6404/ab5f7d
15. A. Ghosal, N. Mukherjee, A.K. Roy, Ann. Phys. (Berlin) **528**(11-12), 796 (2016). DOI 10.1002/andp.201600121
16. H.G. Laguna, R.P. Sagar, Ann. Phys. (Berlin) **526**(11-12), 555 (2014). DOI 10.1002/andp.201400156
17. G.H. Sun, S.H. Dong, N. Saad, Ann. Phys. (Berlin) **525**(12), 934 (2013). DOI 10.1002/andp.201300089
18. C.R. Estañón, N. Aquino, D. D. Puertas-Centeno, J.S. Dehesa, Int. J. Quantum Chem. **120**(11), e26192 (2020). DOI 10.1002/qua.26192
19. N. Mukherjee, A.K. Roy, Eur. Phys. J. D **72**, 118 (2018). DOI 10.1140/epjd/e2018-90104-1
20. M.A. Martínez-Sánchez, R. Vargas, J. Garza, Quantum Rep. **1**, 208 (2019). DOI 10.3390/quantum1020018
21. W.S. Nascimento, F.V. Prudente, Chem. Phys. Lett. **691**, 401 (2018). DOI 10.1016/j.cplett.2017.11.048
22. S.J.C. Salazar, H.G. Laguna, V. Prasad, R.P. Sagar, Int. J. Quantum Chem. **120**(11), e26188 (2020). DOI 10.1002/qua.26188
23. J.S. Dehesa, E.D. Belega, I.V. Toranzo, A.I. Aptekarev, Int. J. Quantum Chem. **119**(18), e25977 (2019). DOI https://doi.org/10.1002/qua.25977
24. J.H. Ou, Y.K. Ho, Int. J. Quantum Chem. **119**(14), e25928 (2019). DOI 10.1002/qua.25928
25. I. Nasser, M. Zeama, A. A.-Hady, Mol. Phys. **118**(3), 1612105 (2020). DOI 10.1080/00268976.2019.1612105
26. I. Nasser, M. Zeama, A. A.-Hady, Results Phys. **7**, 3892 (2017). DOI 10.1016/j.rinp.2017.10.013
27. K.D. Sen, J. Chem. Phys. **123**, 074110 (2005). DOI 10.1063/1.2008212
28. S. Majumdar, A. Roy, Quantum Rep. **2**, 189 (2020). DOI 10.3390/quantum2010012
29. C.H. Lin, Y.K. Ho, Chem. Phys. Lett. **689**, 116 (2017). DOI 10.1016/j.cplett.2017.10.007
30. J.H.O. Lin, Y.K. Ho, Atoms **5**, 15 (2017). DOI 10.3390/atoms5020015
31. I. Nasser, M. Zeama, A. Abdel-Hady, Phys. Scr. **95**(9), 095401 (2020). DOI 10.1088/1402-4896/abaa09
32. C. Martínez-Flores, Phys. Lett. A **386**, 126988 (2021). DOI 10.1016/j.physleta.2020.126988
33. C. Martínez-Flores, M. Martínez-Sánchez, R. Vargas, J. Garza, Eur. Phys. J. D **75**, 100 (2021). DOI 10.1140/epjd/s10053-021-00110-x
34. A. Michels, J. de Boer, A. Bijl, Physica (Amsterdam) **4**, 981 (1937). DOI 10.1016/S0031-8914(37)80196-2
35. V. Fock, Z. Phys. **47**, 446 (1928). DOI 10.1007/BF01390750
36. C.G. Darwin, Math. Proc. Cambridge Philos. Soc. **27**, 86 (1931). DOI 10.1017/S0305004100009373
37. R. Dutt, A. Mukherjee, Y.P. Varshni, Phys. Lett. A **280**, 318 (2001). DOI 10.1016/S0375-9601(01)00067-6
38. J.F. da Silva, F.R. Silva, E. Drigo Filho, Int. J. Quantum Chem. **116**, 497 (2016). DOI 10.1002/qua.25084
39. A. Flores-Riveros, A. Rodríguez-Contreras, Phys. Lett. A **372**(40), 6175 (2008). DOI 10.1016/j.physleta.2008.08.027

40. M.F. Hasoglu, H.L. Zhou, S.T. Manson, Phys. Rev. A **93**, 022512 (2016). DOI 10.1103/PhysRevA.93.022512
41. S.B. Doma, F.N. El-Gammal, J. Theor. Appl. Phys. **6**, 28 (2012). DOI 10.1186/2251-7235-6-28
42. J.P. Connerade, Eur. Phys. J. D **74**, 211 (2020). DOI 10.1140/epjd/e2020-10414-y
43. S. Saha, J. Jose, Int. J. Quantum Chem. **120**(22), e26374 (2020). DOI 10.1002/qua.26374
44. M. Rodriguez-Bautista, R. Vargas, N. Aquino, J. Garza, Int. J. Quantum Chem. **118**(13), e25571 (2018). DOI 10.1002/qua.25571
45. S. LumbTalwar, S. Lumb, V. Prasad, Eur. Phys. J. D **75**, 59 (2021). DOI 10.1140/epjd/s10053-021-00064-0
46. A.M. Maniero, C.R. de Carvalho, F.V. Prudente, Ginette Jalbert, J. Phys. B: At., Mol. Opt. Phys. **53**(18), 185001 (2020). DOI 10.1088/1361-6455/ab9f0f
47. H. de Oliveira Batael, E. Drigo Filho, J. Chahine, Eur. Phys. J. D **75**, 52 (2021). DOI 10.1140/epjd/s10053-021-00057-z
48. F.V. Prudente, M.N. Guimarães, in *Electronic Structure of Quantum Confined Atoms and Molecules*, ed. by K.D. Sen (Springer, Cham, 2014), chap. 5, pp. 101–143. DOI 10.1007/978-3-319-09982-8_5
49. R. Hernández-Esparza, B. Landeros-Rivera, R. Vargas, J. Garza, Ann. Phys. (Berlin) **531**(7), 1800476 (2019). DOI 10.1002/andp.201800476
50. L.F. Pasteka, T. Helgaker, T. Saue, D. Sundholm, H.J. Werner, M. Hasanbulli, J. Major, P. Schwerdtfeger, Mol. Phys. **118**(19-20), e1730989 (2020). DOI 10.1080/00268976.2020.1730989
51. W.S. Nascimento, F.V. Prudente, Quim. Nova **39**, 757 (2016). DOI 10.5935/0100-4042.20160045
52. S. Saha, J. Jose, Phys. Rev. A **102**, 052824 (2020). DOI 10.1103/PhysRevA.102.052824
53. N.L. Guevara, R.P. Sagar, R.O. Esquivel, J. Chem. Phys. **122**, 084101 (2005). DOI 10.1063/1.1848092
54. L.D. Site, Int. J. Quantum Chem. **115**(19), 1396 (2014). DOI 10.1002/qua.24823
55. H.T. Peng, Y.K. Ho, Entropy **17**, 1882 (2015). DOI 10.3390/e17041882
56. A. Mohajeri, M. Alipour, Chem. Phys. **360**, 132 (2009). DOI 10.1016/j.chemphys.2009.04.016
57. R.P. Sagar, N.L. Guevara, J. Chem. Phys. **124**, 134101 (2006). DOI 10.1063/1.2180777
58. R.O. Esquivel, A.N. Tripathi, R.P. Sagar, V.H.J. Smith, J. Phys. B: At. Mol. Opt. Phys. **25**, 2925 (1992). DOI 10.1088/0953-4075/25/13/003
59. A.N. Tripathi, R.P. Sagar, R.O. Esquivel, V.H.J. Smith, Phys. Rev. A **45**, 4385 (1992). DOI 10.1103/PhysRevA.45.4385
60. R.P. Sagar, M. Hô, J. Mex. Chem. Soc. **52**(1), 60 (2008)
61. I. Bialynicki-Birula, J. Mycielski, Commun. Math. Phys. **44**, 129 (1975). DOI 10.1007/BF01608825
62. H.H. Corzo, H.G. Laguna, R.P. Sagar, J. Math. Chem. **50**, 233 (2012). DOI 10.1007/s10910-011-9908-2
63. E.A. Hylleraas, in *Advances in Quantum Chemistry*, vol. 1, ed. by P.O. Löwdin (Academic Press, 1964), pp. 1–33. DOI 10.1016/S0065-3276(08)60373-1
64. F.S. Carvalho, J.P. Braga, Quim. Nova **40**(10), 1259 (2017). DOI 10.21577/0100-4042.20170125
65. C.A. Ten Seldam, R. De Groot, Physica **18**(11), 891 (1952). DOI 10.1016/S0031-8914(52)80223-X
66. X.Y. Pan, V. Sahni, L. Massa, arXiv-physics/0310128 (2003)
67. B.M. Gimarc, J. Chem. Phys. **47**(12), 5110 (1967). DOI 10.1063/1.1701767
68. S. Chandrasekhar, Astrophys. J. **100**, 176 (1944). DOI 10.1086/144654
69. R.N. Hill, Phys. Rev. Lett. **38**(12), 643 (1977). DOI 10.1103/PhysRevLett.38.643
70. H.A. Bethe, E.E. Salpeter, *Quantum Mechanics of One- and Two- electron Atoms* (Springer-Verlag, Berlin, 1977)
71. C. Le Sech, A. Banerjee, J. Phys. B: At. Mol. Opt. Phys. **44**(10), 105003 (2011). DOI 10.1088/0953-4075/44/10/105003
72. C.N. Isonguyo, K.J. Oyewumi, O.S. Oyun, Int. J. Quantum Chem. **118**(15), e25620 (2018). DOI 10.1002/qua.25620
73. N. Aquino, A. Flores-Riveros, J. Rivas-Silva, Phys. Lett. A **377**(34), 2062 (2013). DOI 10.1016/j.physleta.2013.05.048
74. F.G. F. A. de Saavedra, E. Buendía, Z Phys D - Atoms, Molecules and Clusters **38**, 25 (1996). DOI 10.1007/s004600050058
75. C.H. Lin, Y.K. Ho, Chem. Phys. Lett. **633**, 261 (2015). DOI 10.1016/j.cplett.2015.05.029
76. R.G. Parr, Y. Weitao, *Density-functional theory of atoms and molecules*. International series of monographs on chemistry 16 (Oxford University Press, 1994)
77. Á. Nagy, Phys. Rep. **298**(1), 1 (1998). DOI 10.1016/S0370-1573(97)00083-5
78. N.L. Guevara, R.P. Sagar, R.O. Esquivel, J. Chem. Phys. **119**(14), 7030 (2003). DOI 10.1063/1.1605932
79. H. Montgomery, N. Aquino, A. Flores-Riveros, Phys. Lett. A **374**(19), 2044 (2010). DOI 10.1016/j.physleta.2010.02.074
80. N. Aquino, A. Flores-Riveros, J. Rivas-Silva, Phys. Lett. A **307**(5), 326 (2003). DOI 10.1016/S0375-9601(02)01767-X
81. A. Flores-Riveros, N. Aquino, H. Montgomery, Phys. Lett. A **374**(10), 1246 (2010). DOI 10.1016/j.physleta.2009.12.062
82. T.N. Barbosa, M.M. Almeida, F.V. Prudente, J. Phys. B: At., Mol. Opt. Phys. **48**(5), 055002 (2015). DOI 10.1088/0953-4075/48/5/055002
83. F.V. Prudente, L.S. Costa, J.D.M. Vianna, J. Chem. Phys. **123**(22), 224701 (2005). DOI 10.1063/1.2131068