

The search for extratidal star candidates around Galactic globular clusters NGC 2808, NGC 6266, and NGC 6397 with *Gaia* DR2 astrometry

Richa Kundu^{1,2} *, Camila Navarrete^{1,3} **, José G. Fernández-Trincado^{***4}, Dante Minniti^{5,6}, Harinder P. Singh², Luca Sbordone¹, Andrés E. Piatti^{7,8}, and Céline Reylé⁹

¹ European Southern Observatory, Alonso de Córdova 3107, 7630000 Vitacura, Santiago, Chile.

² Department of Physics and Astrophysics, University of Delhi, Delhi-110007, India.

³ Millennium Institute of Astrophysics, Av. Vicuña Mackenna 4860, 782-0436 Macul, Santiago, Chile.

⁴ Instituto de Astronomía y Ciencias Planetarias, Universidad de Atacama, Copayapu 485, Copiapó, Chile.

⁵ Departamento de Ciencias Físicas, Facultad de Ciencias Exactas, Universidad Andres Bello, Av. Fernandez Concha 700, Las Condes, Santiago, Chile.

⁶ Vatican Observatory, V00120 Vatican City State, Italy.

⁷ Instituto Interdisciplinario de Ciencias Básicas (ICB), CONICET-UNCUYO, Padre J. Contreras 1300, M5502JMA, Mendoza, Argentina.

⁸ Consejo Nacional de Investigaciones Científicas y Técnicas (CONICET), Godoy Cruz 2290, C1425FQB, Buenos Aires, Argentina.

⁹ Institut Utinam, CNRS UMR 6213, Université Bourgogne-Franche-Comté, OSU THETA Franche-Comté, Observatoire de Besançon, BP 1615, 25010 Besançon Cedex, France.

Received xxxx; accepted yyyy

ABSTRACT

Context. Extratidal stars are stellar bodies that end up outside the tidal radius of a cluster as a result of internal processes or external forces acting upon it. The presence and spatial distribution of these stars can give us insights into the past evolution of a cluster inside our Galaxy.

Aims. Previous works suggest that globular clusters, when explored in detail, show evidence of extratidal stars. We aim to search for possible extratidal stars in the Galactic globular clusters NGC 6397, NGC 2808, and NGC 6266 using the photometry and proper motion measurements from *Gaia* DR2 database (Gaia Collaboration et al. 2018).

Methods. The extratidal stars for the clusters were selected on the basis of: their distance from the cluster center, similarity in their proper motions to the cluster population, and their position on the color-magnitude diagram of the clusters. Each cluster was explored in an annulus disk from the tidal radius up to five times the tidal radii. The significance level of the number of selected extratidal stars was determined on the basis of the distribution of Milky Way stars according to the Besançon Galaxy model and *Gaia* data. To understand the observed extratidal features, the orbits of the clusters were also determined using GravPot 16.

Results. Finally, 120, 126, and 107 extratidal candidate stars were found lying outside the tidal radius of the globular clusters NGC 6397, NGC 2808, and NGC 6266, respectively. 70%, 25.4%, and 72.9% of the extratidal stars found are located outside the Jacobi radius of NGC 6397, NGC 2808, and NGC 6266, respectively. The spatial distribution of the extratidal stars belonging to NGC 6397 appears S-like, extending along the curved leading and trailing arms. NGC 2808 has an overdensity of stars in the trailing part of the cluster and NGC 6266 seems to have overdensities of extratidal stars in its eastern and northern sides.

Conclusions. Proper motions and color-magnitude diagrams can be used to identify extratidal candidate stars around GCs. Nonetheless, depending on how different the kinematics and stellar populations of a cluster are compared to the Milky Way field, the fraction of contamination can be larger. All three clusters are found to have extratidal stars outside their tidal radii. For NGC 6397 and NGC 2808, these stars may be the result of a combined effect of the disc shocks and tidal disruptions. For NGC 6266, the distribution of extratidal stars is symmetrical around it, most likely indicating that the cluster has an extended stellar envelope.

Key words. (Galaxy:) globular clusters: general, (Galaxy:) globular clusters: individual: NGC 6397, (Galaxy:) globular clusters: individual: NGC 6266, (Galaxy:) globular clusters: individual: NGC 2808

1. Introduction

Galactic globular clusters (GCs) are key to improving our understanding the formation and evolution of our Galaxy. In most GCs, stars are formed over a very short time span and with very similar compositions in most chemical elements

(Bastian & Lardo 2018), and they are all at the same distance from our planet. These qualities make Galactic GCs apt for the study of stellar evolution, as are their stars, which are in a range of different evolutionary phases across a single system. Studying the extratidal region¹, that is, the region

* Richa.Kundu@eso.org, richakundu92@gmail.com

** Camila.Navarrete@eso.org

*** Jose.Fernandez@uda.cl

¹ In this manuscript, we consider a star to be extratidal when it is located beyond the observational tidal radius (r_t). Generally, r_t is estimated as the radius at which the surface density profile of the clus-

which is out of the r_t of a given cluster, can give a better insight into the different internal processes acting on the cluster itself, including stellar evolution, gas expulsion, and two-body relaxation (Geyer & Burkert 2001), as well as the forces acting on the cluster which may strip stars from it. These stars can be considered as "potential escapers" as they are still bound to the cluster if they are inside the Jacobi radius (r_J), corresponding to the boundary distance from the cluster center at which a star is still bound. For more details, see, for example, Fukushige & Heggie (2000); Baumgardt et al. (2010); Küpper et al. (2010); Carballo-Bello et al. (2011); Claydon et al. (2017) and references therein. Disk or bulge shocking, tidal disruptions, relaxation, and dynamical friction may produce these potential escapers, together or independently, which may lead to their leaving the influence of the gravitational potential of the cluster and forming tidal tails and halos around these systems (Leon et al. 2000; Odenkirchen et al. 2001; Moreno et al. 2014; Hozumi & Burkert 2014; Balbinot & Gieles 2018). However, these effects have been proven to have a minor impact in the morphology of tidal tails (see, e.g., Baumgardt & Makino 2003).

Observational evidence of extratidal stars around GCs have been found in the form of extended tidal tails (see e.g., Grillmair & Johnson 2006; Niederste-Ostholt et al. 2010; Sollima et al. 2011; Balbinot et al. 2011; Myeong et al. 2017; Navarrete et al. 2017; Bonaca et al. 2020) and the asymmetric distribution of stars in the immediate outskirts of some clusters (e.g., Fernández-Trincado et al. 2016b; Carballo-Bello et al. 2018; Kundu et al. 2019b), as well as through the chemodynamic detection of stars that have shown CN anomalies on the outskirts of some GCs (Hanke et al. 2020) and as debris stars throughout the inner and outer stellar halo (Da Costa & Coleman 2008; Majewski et al. 2012; Fernández-Trincado et al. 2015a,b, 2016a, 2019c,a). However, it is still not clear why some GCs show signs of extratidal material, but scarcely any extratidal stars or tidal tails, while others lack any evidence for such structures (see, e.g., Piatti & Carballo-Bello 2020).

A complete census of potential extratidal structures in the outskirts of GCs could help to provide a better understanding of the nature of the inner and outer stellar halo. In general, the light-element abundances of cluster stars are key to revealing the origin of halo field stars with unique chemical signatures throughout the MW (this is the so-called "chemical-tagging" method, see e.g., Martell & Grebel 2010; Fernández-Trincado et al. 2019c,a, 2020a,b). In this sense, the *Gaia* data release 2 (Gaia Collaboration et al. 2018, hereafter, DR2) astrometry allows us to achieve a homogeneous exploration in the immediate vicinity around GCs to probe the existence or absence of potential extratidal stars for future spectroscopic follow-ups.

In this work, we take advantage of the *Gaia* DR2 mission to examine the outermost regions of three GCs buried in different Galactic environments, that is, NGC 6397, NGC 2808 and NGC 6266 (M 62). The exquisite data from *Gaia* DR2 allows us to homogeneously improve and increase the number of dimensions of the parameter space to select potential cluster members in the outermost regions of these GCs, which were chosen for a number of reasons. First, NGC 6397 has been dynamically classified as a main-disk GC (Massari et al. 2019) even though

it has a mean metallicity of $[Fe/H] = -1.88$ (Correnti et al. 2016; Mészáros et al. 2020), which is largely offset from the metallicity of disk field stars.

NGC 6266 has been classified as a main-bulge cluster (Massari et al. 2019), with a mean metallicity of -1.29 dex (Correnti et al. 2018), which is similar to that of Si-/N-/Al-rich stars that were recently found in the bulge region (Fernández-Trincado et al. 2020a,b), which could be part of an ancient GC population that formed the bulge (although their origin is still under debate, see e.g., Bekki 2019). NGC 2808 is known to be a massive cluster, hosting several stellar populations (Piotto et al. 2007; Milone et al. 2015; Latour et al. 2019) and has been recently associated with the accreted Gaia-Sausage-Enceladus (Belokurov et al. 2018; Haywood et al. 2018; Helmi et al. 2018; Koppelman et al. 2018; Myeong et al. 2018) dwarf galaxy, which is supposed to dominate the inner halo stellar population.

With regard to the analysis of possible extratidal stars, these three clusters are easily accessible in terms of distance: NGC 6397 is the second-closest GC, located at a distance of 2.3 kpc (2010 edition of Harris 1996, hereafter, H96), only after NGC 6121 (M4, at 2.2 kpc). Both NGC 6266 (6.8 kpc) and NGC 2808 (9.6 kpc) are closer than 10 kpc (H96). All these clusters are located in regions with high stellar density and relatively high reddening values of $E(B-V) = 0.22, 0.21$, and 0.47 mag for NGC 6397 (Correnti et al. 2018), NGC 2808 (Correnti et al. 2016) and NGC 6266 (H96), respectively. These conditions could affect the reliability of potential extratidal star detections if only photometry is considered, but more reliable candidates can be obtained using proper motions (PMs) from *Gaia* DR2 (see, e.g., Piatti et al. 2020).

It is worth mentioning that some evidence of extratidal material has been claimed in the literature specifically for NGC 6266 based on near-infrared photometry, without taking into account PMs (Chun et al. 2015), and using RR Lyrae stars (Minniti et al. 2018), while evidence for extratidal stars around NGC 2808 was found by Carballo-Bello et al. (2018) based on deep photometry, without including PMs. Previously, Leon et al. (2000) detected tidal tails for NGC 6397.

Our previous works suggest that several GCs, when explored in detail, show some evidence for extratidal stars (Fernández-Trincado et al. 2015b,a, 2016b; Navarrete et al. 2017; Minniti et al. 2018; Kundu et al. 2019a,b; Piatti et al. 2020). Here, we exploit the superb *Gaia* DR2 data-set in order to address the issue of the existence of the extratidal features around three GCs, using both photometry and astrometry and their intrinsic limitations. The candidate extratidal stars identified in this study could be investigated in follow-up spectroscopic campaigns, such as the SDSS-V Pioneering Panoptic Spectroscopy survey (see, e.g., Kollmeier et al. 2017), to fully characterize them, both chemically and dynamically.

This paper is organised as follows: Section 2 discusses the criteria used to select the extratidal stars based on their position, PMs, and color-magnitude diagrams (CMDs) of the clusters. In Section 3, we carry out a backwards integration of the orbits of the clusters and derive updated orbital parameters and membership values to the disk, bulge, and halo Galaxy components. Finally, in Section 4, we discuss our results and

ter population drops to zero density (either with a King, Wilson, or LIMEPY model, see e.g., de Boer et al. 2019, and references therein).

present our main conclusions.

2. Selecting extratidal star candidates

In this work, we study the outer region of the Galactic GCs NGC 6397, NGC 6266, and NGC 2808 using the *Gaia* DR2 catalog. We adopted the same procedure followed by Kundu et al. (2019a) to clean the sample, thereby eliminating any contamination due to data processing artifacts or spurious measurements, as suggested by the *Gaia* collaboration (for details refers to Section 2 in Kundu et al. 2019a).

We began our analysis by selecting the r_t values of the clusters to adopt in this study. In order to do so, we first selected the stars with PMs within three sigma of the mean value (as listed in Vasiliev 2019) in a region covering two degrees around the cluster center. Figure 1 shows the spatial distribution of the selected stars along with the values for the r_t from Mackey & Van Den Bergh (2005) and Moreno et al. (2014). We can see from Figure 1 that for NGC 6397, the r_t from Mackey & Van Den Bergh (2005) is underestimated, hence, we adopted the value for r_t reported in Moreno et al. (2014) for this analysis. For the other two clusters, the r_t values provided by Mackey & Van Den Bergh (2005) seem to bound all the cluster stars and, therefore, we chose these values. The adopted values for r_t are the following: 15.55 arcmin for NGC 2808, 44.53 arcmin for NGC 6397, and 8.97 arcmin for NGC 6266.

Once we adopted a r_t for each cluster, we estimated the mean and the intrinsic dispersion of the PM distribution of each cluster. It is worth mentioning that the uncertainties listed in Vasiliev (2019) for the mean PMs take into account the statistical and systematic uncertainties but they do not represent the intrinsic dispersion of the PM distribution, which can be up to ten times larger. Therefore, to consider the intrinsic dispersion in the PM distribution, we selected *Gaia* data for stars up to the r_t for the three clusters. A Gaussian mixture model consisting of two Gaussians (one for the cluster and one for the field stellar populations) was fitted to $\mu_\alpha \cos \delta$ and μ_δ independently, without the need to take into account correlated errors between these two quantities. Gaussian mixture models for the PM distribution of cluster and field stars have been used to measure mean proper motions of globular clusters (see e.g., Casetti-Dinescu et al. 2010; Baumgardt et al. 2019), including the errors on the measurements. It is beyond the scope of this work to model the exact shape of the PM distribution, convolving it with the error function, of each cluster but to have an estimate of the intrinsic dispersion in order to select extratidal star candidates. The results from the fit were adopted as the mean PM (center of the Gaussian) and the intrinsic dispersion (one sigma) for the distribution of $\mu_\alpha \cos \delta$ and μ_δ of the cluster population. Our PM values match the reported values in Vasiliev (2019), within the errors. A proper fit of the PM distribution of the cluster stars including PM in both directions (RA and Dec at the same time) is beyond the scope of this paper, although it has been used in the literature to estimate the membership probability and uncover, in combination with parallaxes and CMDs, the tidal tails in several clusters. For an example, see Sollima (2020).

Once we had both the r_t and the PMs for the clusters, we selected the extratidal stars based on three main criteria: the position of the stars with respect to the cluster centers, PMs of the clusters and the stars, and the position of the stars on the

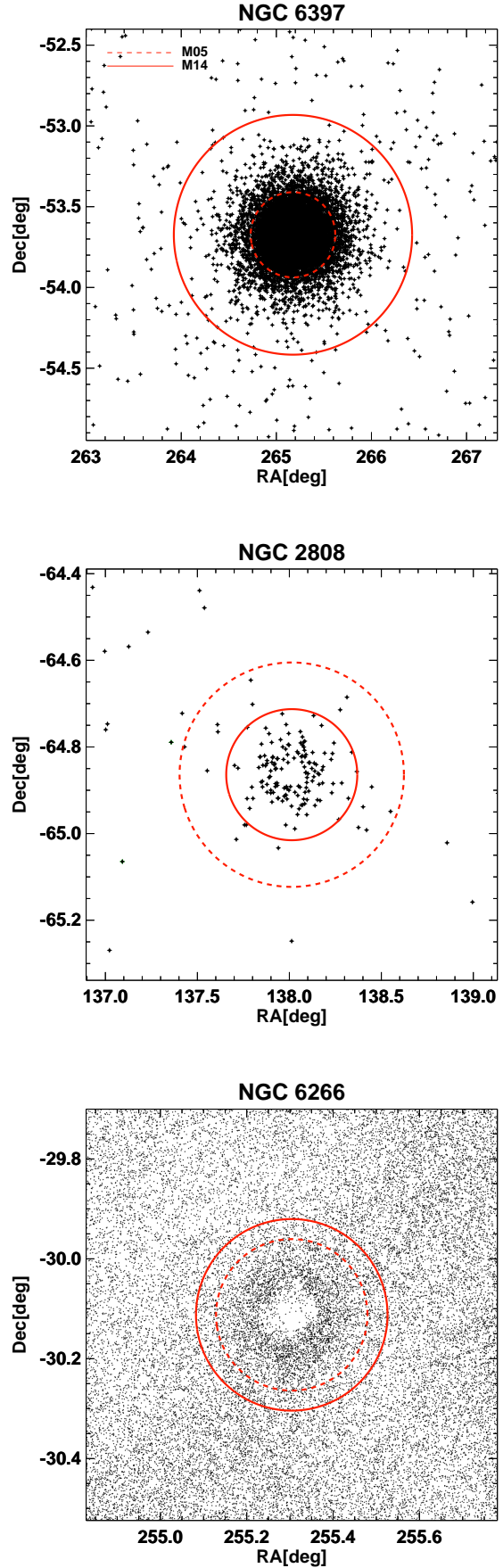


Fig. 1: Black dots are the *Gaia* DR2 stars whose PM is similar to the mean PM of the cluster within 3 sigma (as listed in Vasiliev 2019). The solid and dashed red circles correspond to the r_t from Moreno et al. (2014) and Mackey & Van Den Bergh (2005), respectively.

CMDs. First, we selected the stars which lie on an annular disk centered on the cluster, having as inner and outer radii of one and five times the r_t of each cluster. Next, to remove field stars based on PMs, we selected only those stars whose PMs match the PM of the cluster, within the combined error bar of the pair GC-star, that is, $\{(\mu_\alpha \cos \delta \pm \sigma), (\mu_\delta \pm \sigma)\}^{star} \lesssim \{(\mu_\alpha \cos \delta \pm \sigma), (\mu_\delta \pm \sigma)\}^{cluster}$, with σ^{star} as the error in the PM of the star and $\sigma^{cluster}$ the dispersion in the PM distribution of the cluster. Finally, we selected stars based on the PARSEC isochrones² (Bressan et al. 2012; Marigo et al. 2017) for the clusters. We selected only those stars that lie within a 0.01 magnitude/color ratio away from the isochrone.

The number of stars selected at each step along with the cleaning and after, along with each selection criterion, is provided in Table 1. The first five lines list the cleaning criteria and after that selection criteria are provided. The de-reddened CMDs of the clusters (member stars as black dots) along with the isochrones (blue) and selected stars (red for stars within the r_J and yellow for stars out of the r_J) are shown in Figure 2. All *Gaia* magnitudes were de-reddened using the individual E(B–V) values from Schlafly & Finkbeiner (2011)³ dust maps and the *Gaia* extinction coefficients provided by Gaia Collaboration et al. (2018). Alonso-García et al. (2012) showed that NGC 6266 suffers from considerable differential reddening and, therefore, we used their reddening map to de-redden the regions around the cluster where we searched for extratidal stars. However, the data are available only for the stars inside the r_t , hence we used Schlafly & Finkbeiner (2011) maps to de-redden the extratidal stars around the cluster. The stars which lie within the r_t of the clusters and have PMs similar to the clusters were selected as cluster stars for the CMDs. Figure 3 shows the spatial distribution of the selected stars (white dots), along with the r_t (white solid circle is from Mackey & Van Den Bergh 2005 and the cyan solid circle is from Moreno et al. 2014) and r_J (taken from de Boer et al. 2019, shown as a white dashed circle) of each cluster. The dotted-dashed line in Figure 3 shows the direction of the mean PM of the cluster and the dotted line points towards the Galactic center. These plots were made using the kernel density estimator (KDE) routine in AstroML (VanderPlas et al. 2012), using a grid of 400 pixels in each direction. The bandwidth of the Gaussian KDE used was 24.0 arcmin for NGC 6397, 8.4 arcmin for NGC 2808 and 4.2 arcmin for NGC 6266. The contours mark the levels with more than [3,5,9], [10,35,75], and [10,50,110] stars per square degree for NGC 6397, NGC 2808 and NGC 6266, respectively. The adopted parameters for the selection process and our results for each cluster are discussed in the following subsections.

2.1. NGC 6397

The mean PM of the cluster, as determined by the Gaussian fitting model is: $\mu_\alpha \cos \delta = 3.302 \pm 0.540$ mas yr^{−1}; $\mu_\delta = -17.600 \pm 0.631$ mas yr^{−1}. Here, 0.540 mas yr^{−1} and 0.631 mas yr^{−1} are the associated dispersions in $\mu_\alpha \cos \delta$ and μ_δ , respectively. The input parameters used to get the isochrone were taken from Correnti et al. (2018), as they give a better description of the CMD than the parameters listed in H96. In particular, we consider an age of 12.6 Gyr, [Fe/H] = −1.88, distance modulus

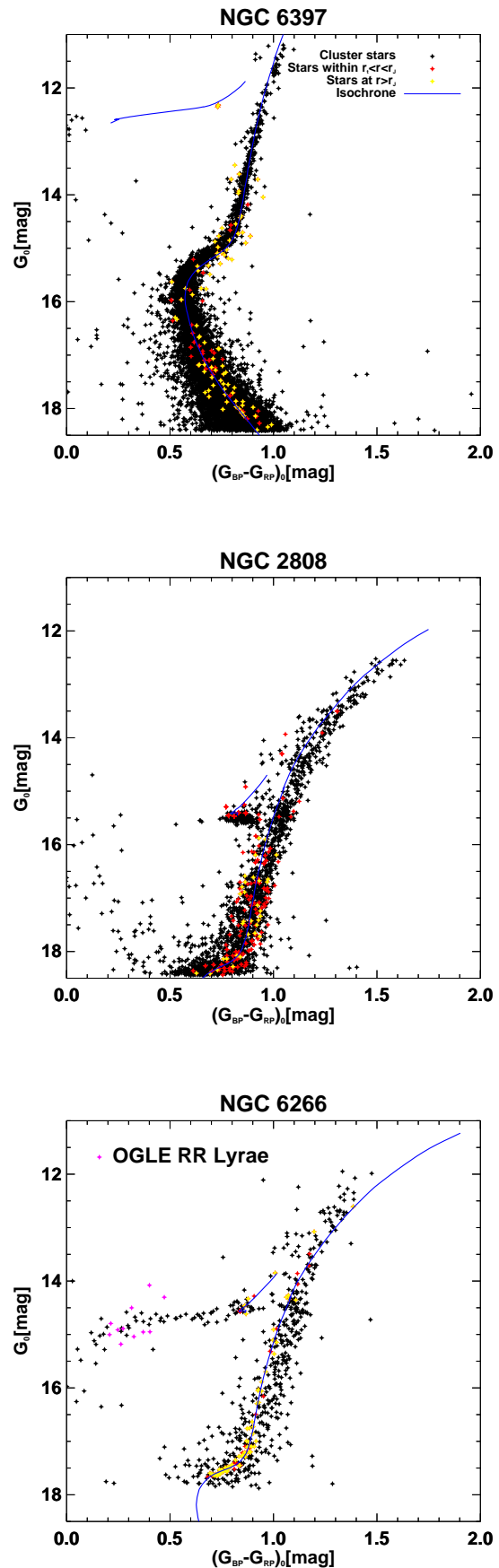


Fig. 2: De-reddened CMDs of the clusters in *Gaia* DR2 bands. Cluster stars (stars within the r_t of the cluster) are shown with black dots and selected extratidal stars within and outside the cluster r_J are shown in red and yellow, respectively. For NGC 6266, OGLE RR Lyrae stars are shown in pink (see Section 2.7).

² <http://stev.oapd.inaf.it/cmd>

³ <https://irsa.ipac.caltech.edu/applications/DUST/>

Table 1: Number of selected stars passing each high-quality criterion and different selection cuts.

Criteria	Number of stars
NGC 6397	
1.) $\text{ASTROMETRIC_GOF_AL} < 3$	8,445,370
2.) $\text{ASTROMETRIC_EXCESS_NOISE_SIG} \leq 2.$	8,200,243
3.) $-0.23 \leq \text{MEAN_VARPI_FACTOR_AL} \leq 0.32$	8,195,763
4.) $\text{VISIBILITY_PERIODS_USED} > 8$	7,768,205
5.) $G < 19$ mag	3,507,704
6.) Between r_t and $5 \times r_t$	1,789,728
7.) With similar PM as the cluster	434
8.) Stars in the cluster CMD	120
NGC 2808	
1.) $\text{ASTROMETRIC_GOF_AL} < 3$	286,944
2.) $\text{ASTROMETRIC_EXCESS_NOISE_SIG} \leq 2.$	280,162
3.) $-0.23 \leq \text{MEAN_VARPI_FACTOR_AL} \leq 0.32$	275,781
4.) $\text{VISIBILITY_PERIODS_USED} > 8$	273,149
5.) $G < 19$ mag	125,699
6.) Between r_t and $5 \times r_t$	101,782
7.) With similar PM as the cluster	424
8.) Stars in the cluster CMD	126
NGC 6266 (with normal cuts)	
1.) $\text{ASTROMETRIC_GOF_AL} < 3$	7,008,462
2.) $\text{ASTROMETRIC_EXCESS_NOISE_SIG} \leq 2.$	6,667,043
3.) $-0.23 \leq \text{MEAN_VARPI_FACTOR_AL} \leq 0.32$	6,156,844
4.) $\text{VISIBILITY_PERIODS_USED} > 8$	3,636,806
5.) $G < 19$ mag	1,228,027
6.) Between r_t and $5 \times r_t$	159,567
7.) With similar PM as the cluster	6,784
8.) Stars in the cluster CMD	2,155
NGC 6266 (with stricter cuts)	
1.) Between r_t and $5 \times r_t$	159,567
2.) With similar PM as the cluster	1,729
3.) Stars in the cluster CMD	107

of 12.1 mag. Then, applying the different cuts explained earlier, we found 120 extratidal stars around the cluster. Out of these 120 extratidal stars, 85 of them are outside the r_f (75.6 arcmin, de Boer et al. 2019). The top panel of Figure 2 shows the CMD of the cluster along with the selected extratidal stars. The top panel of Figure 3 shows the density map of these 120 extratidal stars (white dots).

2.2. NGC 2808

The mean PM and one sigma dispersion of the cluster, as determined by the Gaussian fitting model, are: $\mu_\alpha \cos \delta = 1.087 \pm 0.620$ mas yr⁻¹; $\mu_\delta = 0.248 \pm 0.503$ mas yr⁻¹. The parameters used to download the isochrone are taken from Correnti et al. (2016): 11.2 Gyr, [Fe/H] = -1.23, distance modulus of 15.09 mag. NGC 2808 is the most distant cluster out of the three. Hence, we also used the individual stellar parallaxes provided by *Gaia* DR2 to reject the obvious foreground stars. In particular, we rejected all the stars whose parallax is larger than 0.5 mas (i.e., stars at distances less than 2 kpc). In the final selection, there are 126 extratidal stars and their position on the CMD of the cluster and spatial distribution are shown in the middle panels of Figure 2 and 3, respectively. Out of these 126 stars, 32 extratidal stars lie outside the r_f of the cluster (63.5 arcmin, de Boer et al. 2019).

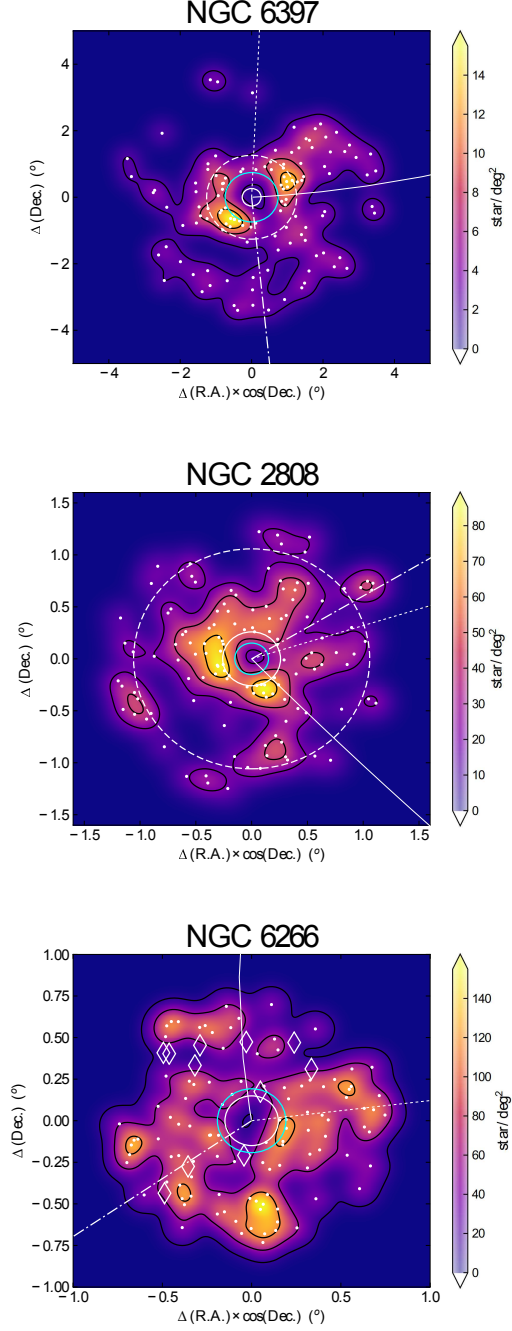


Fig. 3: Stellar density maps built from extratidal star candidates that occupy the CMD in Figure 2. The white and cyan circle centered on each cluster indicates the r_t from Mackey & Van Den Bergh (2005) and from Moreno et al. (2014), respectively. While the dashed circle indicate the r_f from de Boer et al. (2019). The white lines indicate the directions of the cluster PM (dash-dot), the Galactic center (dotted), and the cluster orbit (solid) computed with the GravPot16 code. Diamond symbols indicate the RR Lyrae stars.

2.3. NGC 6266

The mean PM of the cluster, as determined by the Gaussian fitting model, are: $\mu_\alpha \cos \delta = -5.047 \pm 0.674$ mas yr⁻¹; $\mu_\delta = -3.021 \pm 0.566$ mas yr⁻¹. The isochrone for the cluster is downloaded adopting the metallicity [Fe/H] = -1.02, age =

11.78 Gyr (Forbes & Bridges 2010) and distance modulus of 14.2 mag, a slightly higher value than in H96 (15.64 mag) to fit the isochrone to the horizontal-branch level of cluster. Based on the PM and cuts in the CMD, 2155 extratidal stars were selected. This cluster is located in a high-density region and our selection suffers from a high fraction of contaminants (see next Section). The CMD and spatial map for the extra-tidal stars found, after stricter cuts (see Section 2.5) are shown in the bottom panels of Figures 2 and 3, respectively.

The tables containing final set of selected candidates are only available in electronic form at the CDS via anonymous ftp to cdsarc.u-strasbg.fr (130.79.128.5) or via <http://cdsweb.u-strasbg.fr/cgi-bin/qcat?J/A+A/>.

2.4. Significance of extratidal stars

For each cluster, the significance of the potential extra-tidal star candidates was examined. To this purpose, we made use of the updated version of the Besançon Galaxy model⁴ (hereafter BGM, Robin et al. 2003) in order to get a rough estimation of the expected Galactic contamination along the regions examined in this study.

The BGM makes use of the population synthesis approach that simulates observations of the sky with errors and biases. It is based on a scenario for Galaxy formation and evolution that reflects our present knowledge about the Milky Way (MW). Four stellar populations are considered in the model: a thin disk, a thick disk, a bar, and a halo, with each stellar population having a specific density distribution. Our simulations were done using the revised scheme of BGM (Czekaj et al. 2014) where the stellar content of each population is modelled through an initial mass function, a star formation history, and follows evolutionary tracks (revised in Lagarde et al. 2017). The resulting astrophysical parameters are used to compute their observational properties, using atmosphere models, and assuming a 3D extinction map computed from Marshall et al. (2006) and Lallement et al. (2019). It includes the simulation of binarity, while the merging is done assuming the 0.4 arcsec spatial resolution of *Gaia* DR2. A dynamical model is used to compute radial velocities and PMs, as described in Robin et al. (2017).

We roughly estimated the number of MW stars (false positives) passing our criteria, which were then compared with our potential extratidal star candidates given in Section 2. In this way, we get 48 field stars for NGC 2808, 24 for NGC 6397, and 5184 stars for NGC 6266. Thus, the number of extratidal stars found in the previous sections are roughly consistent with a significance of ~ 19.6 sigma for NGC 6397 and ~ 11.3 sigma for NGC 2808. Hence, the number of such stars we obtain for NGC 6397 and NGC 2808 are statistically significant. The adopted procedure to select extratidal stars failed to give reliable results in terms of the contamination fraction with regard to the case of NGC 6266 because this cluster has a similar mean PM as that of the field stars. Therefore, we need additional criteria to deal with such clusters.

2.5. Stricter cuts for NGC 6266

To refine our selection of extratidal stars, we imposed stricter cuts on PMs and the difference in color and magnitude with respect to the isochrone of NGC 6266. We selected only those stars whose PMs are matched with the cluster's mean PM within the range of 0.5 times the dispersion in the cluster PM plus the individual error in the PM of the star, that is, $\{(\mu_\alpha \cos \delta \pm 0.5\sigma), (\mu_\delta \pm 0.5\sigma)\}^{star} \lesssim \{(\mu_\alpha \cos \delta \pm 0.5\sigma), (\mu_\delta \pm 0.5\sigma)\}^{cluster}$, where σ_{star} and $\sigma_{cluster}$ are the error in the PM measurement of the star and the dispersion in the PM distribution of NGC 6266, respectively. We found 12693 stars matching this criterion. Next, we selected the stars which lie on the annular disk with its center as the center of the cluster and inner and outer radii as the r_t and $5r_t$ of the cluster, respectively, obtaining 1729 stars. From these stars, only 107 candidates are 0.001 magnitude/color away from the isochrone. We applied the same criteria to the Galactic stars obtained using BGM and found 30 field stars. Hence, we got a ~ 11.50 sigma detection for this cluster. The position of the extratidal stars on the cluster CMD and their spatial distribution are shown in the bottom panels of Figure 2 and Figure 3, respectively. Out of these 107 stars found there, 50 stars are out of the r_t (24.1 arcmin, de Boer et al. 2019).

2.6. Background contamination based on *Gaia* DR2 data

We also examined the *Gaia* DR2 sources in different adjacent fields to estimate the number of field stars around each cluster. Our motivation is to have an independent, data-driven approach in the estimate of the contamination from field MW stars for the number of extratidal stars we found. Four random fields, having an area of $5 r_t$ and separated by at least 3.0 deg from the cluster center, in four different regions around each cluster, were searched for extratidal stars using the same criteria as used in Section 2. The adjacent fields have different stellar densities compared to the cluster region. Therefore, to get an estimate of the expected contamination around the cluster, we scaled the number of selected field stars taking the density of the region into account. Table 2 lists the coordinates of the four fields around each cluster, the number of field stars recovered after our selection criteria was applied, the total number of stars in that area, the scaled number of field stars, and the significance of our detections.

According to our estimates, for all the clusters, there are at least two regions around each of them that have significance values that indicate the number of selected extratidal stars are significant over the number of field stars in that region. For NGC 6397, in the field centered at (RA, Dec) = (270, -54) deg, we found a higher number of stars than the number of extratidal stars found around the cluster itself. This region is located in the trailing side of the cluster, aligned with its orbit. Looking at the density map (Figure 3) and its extratidal stars, overdensities (yellow regions) can be seen along the trailing and leading sides of its orbit. Hence, the overdensity of field stars in this particular region can be attributed, rather, to extended tidal debris from NGC 6397 along its trailing side. This kind of alignment is typical due to bulge or disk shocking (Montuori et al. 2007).

For NGC 2808, our analysis shows a low contamination level for three of the four regions analyzed, but very high contamination towards the eastern region of the cluster. The density map (Figure 3) of the cluster also shows an overdensity of extratidal stars towards that region, hence, this high value of

⁴ www.model.obs-besancon.fr

contamination may again be due to extended tidal debris from the cluster. In the case of NGC 6266, we found two regions having a large fraction of selected field stars, larger than our selection of extratidal stars around the cluster: the field centered at (RA, Dec.) = (255, -25) deg, on the trailing side, and the field centered at (RA, Dec.) = (250, -30) deg, on the eastern side of the cluster. According to the density map for this cluster (bottom panel in Figure 3), there is a significant overdensity of extratidal stars along its past orbit, however there is no such overdensity in the eastern direction. Hence, the large number of field stars found in the trailing side of the cluster can be due to more extended tidal debris, as in the case of NGC 2808, whereas for the other region, this may be due to a high number of MW field stars aligned with the direction towards the Galactic center. Therefore, depending on the direction and the field that is chosen, we find that the number of extratidal stars we recover is significant over the number of field stars in some fields for the three clusters. In other regions, the number of field stars is higher and this could be due to extended tidal debris that is further away from the area studied in this work.

We conclude that the number of potential extratidal star candidates around NGC 6397 and NGC 2808 includes a low number of contaminants from the Galactic population and, therefore, our detection of extratidal stars around these clusters represent real overdensities over the field population. However, we find that the expected number of MW stars toward NGC 6266 is larger given its location towards the dense region of the Galactic bulge, suggesting that our potential extratidal stars can be composed of a mixture of truly extratidal cluster stars and stars from this Galactic population. Future spectroscopic follow-up observations will help to identify the truly members of NGC 6266 according to the radial velocities and spectroscopic metallicities of the individual candidates.

2.7. Extra-tidal RR Lyrae variable stars around NGC 6266

The field around NGC 6266 has a very high contamination from field stars, hence, we decided to further study its extratidal region of the cluster using RR Lyrae stars from the Optical Gravitational Lensing Experiment (OGLE) database. The RR Lyrae variable stars are excellent standard candles and tracers of extratidal debris around GCs. Recently, Soszyński et al. (2019) published their new catalog⁵ of 78350 RR Lyrae variable stars, including some variables in the region around NGC 6266. We applied the same criteria as discussed above, but we selected the ab-type RR Lyrae stars whose PM matches with the cluster within three sigma of the cluster mean PM. We relaxed this cut to include more candidates and get rid of possible contaminants based on the CMD, as RR Lyrae stars should be located at the horizontal branch level of the cluster's CMD. After applying the PM, r_t , and CMD criteria, we are left with 11 extratidal RR Lyrae variable stars. The position of these extratidal RR Lyrae stars on the extinction-corrected CMD is shown in Figure 2 in pink and the spatial-distribution of these stars is shown in Figure 3 using stars as symbols. Overall, 9 out of 11 extratidal RR Lyrae stars lie outside the r_f of the cluster. The presence of these extratidal RR Lyrae variable stars and their spatial distribution is another, independent piece of evidence of the existence of extratidal stars around NGC 6266. It is worth mentioning that these RR Lyrae stars are located much further out from the cluster center than the excess of RR Lyrae reported in Minniti et al. (2018).

3. Orbits of the clusters

We successfully identified potential extratidal candidates around NGC 6397, NGC 2808, and NGC 6266. To get a general picture about their specific extra-tidal features, we computed the orbits of each cluster. To this purpose, we used the GravPot16 code⁶, which employs a physical and realistic (as far as possible) "boxy/peanut" bar model of the Galaxy along with other stellar components (see, e.g., Fernández-Trincado et al. 2020c). For this study, we have carried out a backwards integration (until 3 Gyr) of an ensemble (one million simulations per cluster) for orbits of each cluster by adopting the same galactic configurations and a Monte Carlo approach, as described in Fernández-Trincado et al. (2020c).

Table 3 lists the input parameters used in our analysis along with the results. This analysis reveals that the three clusters have high eccentric orbits $e = 0.59 - 0.94$, with a perigalactic and apogalactic distance between $r_{peri} \sim 0.37 - 0.41$ kpc, and $r_{apo} \sim 2.88 - 14.47$ kpc, respectively. The clusters exhibit vertical excursions above the Galactic plane not larger than 3.7 kpc, which indicates that the former may be still interacting with the disk and suggesting that there could be some signatures for the presence of extra-tidal material around these clusters as already been noted in other GC near the Galactic plane such as NGC 6535 and NGC 6254 (see, e.g., Leon et al. 2000).

Given that the angular momentum is not a conserved quantity in a model with non-axisymmetric components (e.g., a bar structure), we listed both the minimum and maximum z-component of the angular momentum (L_z) in Table 3. Our simulations reveal that the three clusters have prograde ($L_{z,min}, L_{z,max} < 0, 0$) orbits with respect to the direction of the Galactic rotation.

Following the same methodology as in Fernández-Trincado et al. (2020c), we provide the classification of the GCs into a specific Galactic component. This classification is based on the location of the cluster on the characteristic orbital energy ($(E_{max} + E_{min})/2$) versus the orbital Jacobi constant (E_J) plot. The plot is divided into three different regions corresponding to disk population, stellar halo and bulge/bar population (see Fig. 3 in Fernández-Trincado et al. 2020c). The position of the cluster in this diagram gives us the membership probability corresponding to each Galactic component. Table 3 reveals that NGC 6397 shows a high probability ($> 90\%$) to belong to the thick disk component, whereas NGC 2808 is characterized by having a very high probability ($> 99\%$) of belonging to the inner halo component and NGC 6266 is in the boundary between two Galactic components, indicating that this cluster has a similar probability to be part of the bulge or bar ($< 48\%$) and inner disk ($\sim 51\%$) for the three patterns speeds of the bar. However, Pérez-Villegas et al. (2020), in adopting a more simplified Galactic model for the MW, recently classified NGC 6266 with a high probability ($> 97\%$) of belonging to the bulge or bar component, indicating that its orbital configuration strongly depends on the choice of the gravitational potential assumed for the MW and their observational parameters.

It is worth mentioning that our orbital classification can be compared to other Galactic GCs, including both those formed in situ and those formed in different progenitors, which

⁵ <ftp://ftp.astrouw.edu.pl/ogle/ogle4/OCVS/blg/rrlyr/>

⁶ <https://gravpot.utinam.cnrs.fr>

Table 2: *Gaia* DR2 field stars that pass our selection criteria in 4 different regions around each cluster.

Center (RA, Dec)	Number of field stars	Total number of stars in the region	Scaled number of field stars [†]	Significance [#]
NGC 6397	120	1789728		
265, -35	15	2497841	11	32.9
265, -70	34	617114	99	14.7
270, -54	82	610438	241	High contamination
250, -54	16	3789764	8	39.6
NGC 2808	126	101782		
138, -60	99	183933	58	8.9
138, -70	75	67880	113	1.2
143, -65	77	202611	39	13.9
133, -65	106	62596	173	High contamination
NGC 6266	107	159567		
255, -25	93	103460	143	High contamination
255, -35	51	125075	65	5.2
250, -30	72	75295	152	High contamination
260, -30	77	144520	85	2.4

Notes. [†]-Scaled number of field stars(N_{field}) = Number of field stars in the region $\times \frac{\text{Total number of stars around the cluster}}{\text{Total number of stars in the region}}$; [#]-Significance = $(N_{\text{extra-tidal}} - N_{\text{field}}) / \sqrt{N_{\text{field}}}$, where $N_{\text{extra-tidal}}$ is number of extratidal stars around the cluster.

were only accreted later (see, e.g., Massari et al. 2019). Considering their origin can help us to assess the level up to which the possible extratidal star candidates could be contributing to the stellar populations in the inner Galaxy. Based on the $(E_{\text{max}} + E_{\text{min}})/2$ and E_J , as envisioned by Moreno et al. (2015) and Fernández-Trincado et al. (2020c), and the orbital elements of known GCs and their associated origin according to Massari et al. (2019), we can say that NGC 2808 has an orbital energy consistent with GCs associated to the Gaia-Enceladus-Sausage (Massari et al. 2019). This association is in agreement with our classification of an inner halo cluster related to merger events experienced by the MW in early epochs. Therefore, the evidence of extratidal material beyond its tidal radius can give us insights in the formation of the inner stellar halo. On the $(E_{\text{max}} + E_{\text{min}})/2$ versus E_J diagram, NGC 6397 occupies the loci dominated by GCs in the main disk and NGC 6266 lies in the group of GCs associated to the main bulge, therefore, any further evidence for extratidal material around these two clusters could provide important clues for disentangling the origin of the chemically anomalous stars identified recently towards the bulge and inner disk (see, e.g., Fernández-Trincado et al. 2016b; Schiavon et al. 2017; Fernández-Trincado et al. 2017, 2019d,b,c,a).

4. Discussion and conclusions

We examined the outermost regions of the Galactic GCs NGC 6397, NGC 2808, and NGC 6266 in our search for evidence of extratidal features in the *Gaia* DR2 database. We identified potential extratidal star candidates toward NGC 2808 and NGC 6397, while some possible extratidal signatures seem to be present around NGC 6266. The high reddening ($E(B-V)=0.47$ mag, H96) and high field density, along with its comparable PM to foreground and background Galactic stars make it difficult to identify extratidal features around this cluster with a high level of confidence. This study yields 120, 126, and 107 extratidal candidates associated to NGC 6397, NGC 2808, and NGC 6266, respectively. These extratidal stars are statistically significant over the field stars in that region of the sky. Our results for each cluster are summarized as follows:

NGC 6397: Our result seems to be in good agreement with the results of Leon et al. (2000), where tidal tails for the cluster were reported, although the dust extinction prevented the authors from further exploring their distribution and extent. The cluster has a relatively high eccentric ($e > 0.59$) prograde orbit with vertical excursions above the Galactic plane not larger than 3.73 kpc with a very likely orbit confined to the disk population, which is crossing the Galactic plane every ~ 0.12 Gyr. Then, the extratidal star candidates could be the effect of the shocks experienced by the cluster with the disk in a short timescale. The extratidal stars for the cluster are asymmetrically distributed around its orbit (see top panel in Figure 3), forming a spiral-like structure from the north-east to south-west direction. These spiral arms can be seen in both the leading and trailing regions around the cluster, resembling the S-shape structured that is considered a characteristic feature of tidal disruption (Carlberg 2017, 2019). Moreover, we found a high density of stars satisfying our selection criteria along the direction of the past orbit of the cluster. Based on the shape of the extratidal stars in the cluster's vicinity they can be due to tidal disruption. The cluster's orbit and the high density of stars in the direction opposite to the cluster motion indicate that the nature of a few of the stars can be the result of the disk shocking. Hence, the features and overdensities around the cluster can be the result of a combined effect of tidal disruption and disk shocking.

NGC 2808: Most of the stars selected in our study clearly lie on or near the prominent sub-giant branch and horizontal branch of the cluster. Our dynamical analysis shows that this is a cluster that lies in a halo-like orbit, therefore, any signature for extratidal features could help improve our understanding of the origin of stellar properties and the content of the inner halo of the MW. We also find that NGC 2808 is crossing the disk with a frequency of ~ 0.20 Gyr⁻¹, which could explain the asymmetric distribution of the potential extratidal candidates (seen in Figure 3) that exhibit a high stellar density in the trailing region of the cluster with some misalignment with respect to its orbit, which is in good agreement with previous works (see, e.g., Carballo-Bello et al. 2018). Recently, Sollima (2020) studied the presence of tidal tails around several GCs, including NGC 2808. The author did not find any coherent tidal tail structure

Table 3: *Lines 1–5*: Basic parameters of the selected GCs. *Lines 6–17*: Main orbital parameters of the GCs analyzed in this study. The numbers inside parentheses indicate the sensitivity of the orbital elements to the different angular velocity of the bar (Ω_{bar}), which we have computed as the standard deviation of the orbital elements when considering three different values for the bar pattern speeds, $\Omega_{\text{bar}} = 33, 43, \text{ and } 53 \text{ km s}^{-1} \text{ kpc}^{-1}$. *Lines 18–22*: Membership probability for the different bar pattern speed adopted.

Cluster Ids	RA (deg.)	Dec (deg.)	$\mu_\alpha \cos(\delta)$ (mas yr ⁻¹)	μ_δ (mas yr ⁻¹)	RV (km s ⁻¹)	d (kpc)	$\Delta\mu_\alpha \cos(\delta)$ (mas yr ⁻¹)	$\Delta\mu_\delta$ (mas yr ⁻¹)	ΔRV (km s ⁻¹)
NGC 2808	138.01	-64.86	1.01	0.27	103.57	9.60	0.05	0.05	0.27
†			0.58	2.06	101.60	9.60	0.45	0.46	0.70
††			1.02	0.28	103.57	10.21	0.01	0.01	0.27
NGC 6397	265.17	-53.67	3.28	-17.60	18.51	2.30	0.04	0.04	0.08
†			3.69	-14.88	18.80	2.30	0.29	0.26	0.10
††			3.3	-17.60	18.51	2.44	0.01	0.01	0.08
NGC 6266	255.30	-30.11	-5.05	-2.95	-73.98	6.80	0.06	0.06	0.67
†			-3.50	-0.82	-70.10	6.80	0.37	0.37	1.40
††			-4.99	-2.95	-73.98	6.41	0.02	0.02	0.67
*	255.31	-30.11	-5.06	-2.98	-73.49	6.41	0.07	0.07	0.70
Cluster Ids	r_{peri} (kpc)	r_{apo} (kpc)	<i>eccentricity</i> (<i>e</i>)	Z_{max} (kpc)	$L_{z,\text{min}}$ (10 ¹ km s ⁻¹ kpc)	$L_{z,\text{max}}$ (10 ¹ km s ⁻¹ kpc)	E_J (10 ⁵ km ² s ²)	E_{char} (10 ⁵ km ² s ²)	Orbit
NGC 2808	0.42 ± 0.08 (0.04)	14.48 ± 0.11 (0.03)	0.94 ± 0.01 (0.005)	3.00 ± 0.10 (0.07)	-36.0 ± 1.5 (1.25)	-16.0 ± 5.0 (2.94)	-1.77 ± 0.010 (0.03)	-1.66 ± 0.02 (0.01)	Prograde
†	2.27	10.74	0.649	2.39
††	0.97 ± 0.02	14.76 ± 0.13
NGC 6397	1.98 ± 0.07 (0.51)	7.77 ± 0.04 (0.59)	0.59 ± 0.01 (0.10)	3.73 ± 0.07 (0.12)	-102.0 ± 1.5 (11.81)	-56.0 ± 1.5 (15.11)	-2.28 ± 0.004 (0.06)	-1.97 ± 0.002 (0.05)	Prograde
†	2.53	5.12	0.34	1.46
††	2.63 ± 0.03	6.23 ± 0.02
NGC 6266	0.38 ± 0.17 (0.08)	2.88 ± 0.14 (0.04)	0.76 ± 0.09 (0.04)	1.01 ± 0.14 (0.04)	-43.0 ± 2.0 (1.25)	-9.0 ± 4.0 (2.16)	-2.62 ± 0.01 (0.02)	-2.48 ± 0.02 (0.01)	Prograde
†	1.52	2.63	0.28	0.83
††	0.83 ± 0.07	2.36 ± 0.09
*	0.35 ± 0.16	2.82 ± 0.16	0.79 ± 0.09	1.10 ± 0.14
$\Omega_{\text{bar}} =$	33 km s ⁻¹ kpc ⁻¹	33 km s ⁻¹ kpc ⁻¹	33 km s ⁻¹ kpc ⁻¹	43 km s ⁻¹ kpc ⁻¹	43 km s ⁻¹ kpc ⁻¹	43 km s ⁻¹ kpc ⁻¹	53 km s ⁻¹ kpc ⁻¹	53 km s ⁻¹ kpc ⁻¹	53 km s ⁻¹ kpc ⁻¹
Cluster Ids	Bulge/Bar	Disk	Stellar Halo	Bulge/Bar	Disk	Stellar Halo	Bulge/Bar	Disk	Stellar Halo
	%	%	%	%	%	%	%	%	%
NGC 2808	0.00	0.65	99.35	0.00	1.30	98.70	0.00	2.62	97.38
NGC 6397	0.01	90.62	9.36	0.03	95.39	4.57	0.24	97.23	2.52
NGC 6266	45.07	54.60	0.33	47.19	52.52	0.29	48.25	51.49	0.26

Notes. †Moreno et al. (2014); ††Baumgardt et al. (2019); *Pérez-Villegas et al. (2020); input parameters employed in this study were taken from Vasiliev (2019). Moreno et al. (2014) and Baumgardt et al. (2019) used $\Omega_{\text{bar}} = 55 \text{ km s}^{-1} \text{ kpc}^{-1}$ and Pérez-Villegas et al. (2020) used $\Omega_{\text{bar}} = 45 \text{ km s}^{-1} \text{ kpc}^{-1}$.

for this cluster beyond 1.5 times the r_J . Our study covers up to 1.4 times the r_J (a radius of 1.5 degree from the cluster center) and, therefore, our findings cannot be directly compared to the lack of detections in Sollima (2020).

NGC 6266: Most of the 107 extratidal candidates identified around NGC 6266 follow the red giant branch (RGB) of the cluster. Contamination analysis of the region reveals that the cluster may have tidal tails in the northern and eastern sides. Similar distribution of the stars was also found by Chun et al. (2015). Eastern overdensity found in our analysis is in the trailing part of the cluster. Also, our dynamical study reveals that NGC 6266 is crossing the Galactic plane every ~ 0.04 Gyr in the inner Galaxy. The extratidal stars are symmetrically distributed around the cluster, resembling the shape of an extended stellar envelope (Kuzma et al. 2016; Kuzma et al. 2017). This extended stellar halo is in agreement with the results of Gieles et al. (2011), which places this cluster into the expansion dominated phase, which is the internal relaxation the main mechanism producing extratidal stars. Based on the orbit and the contamination analysis, at larger projected distances from the cluster center, some of the extratidal stars can be the result of a recent disk shock. Despite a high fraction of contaminants is expected in our final sample, this is the best sample that has so far identified possible extratidal feature and provided a motivation for a future spectroscopic follow-up study to confirm or refute the cluster members, in particular towards the inner Galaxy, where some missing pieces still lack in the understanding of the origin of some unusual stars in the inner stellar halo at the same metallicity of NGC 6266.

Ernst & Just (2013) used both observations and simulations to conclude that most of the GCs in the MW under-fill their Roche lobe, presenting a mean ratio of r_i/r_J of 0.48. This is also the case of NGC 6397, NGC 2808 and NGC 6266, having r_i/r_J of 0.59, 0.25 and 0.38, respectively. Therefore, any extratidal star based on the adopted r_i is still bound to the cluster and does not necessarily mean that the cluster is under disruption. To better understand the extratidal stars that are fully detached from the cluster and possible disruption process, we used r_J . According to Küpper et al. (2010), most of the stars which lie beyond 50% of the r_J of a given cluster are energetically unbound while beyond 70% of the r_J almost all stars are detached from the cluster. Hence, the stars lying outside the r_i but inside the r_J can be termed as potential escapers and the stars situated outside the r_J are fully detached from the clusters. It can be seen from the density plots (Figure 3) that the selected extratidal stars are located inside as well as outside the r_J for all the clusters. For NGC 6397, out of the 120 extratidal stars identified in this work, 84 are outside its r_J . Hence, up to 70% of candidates are fully unbound from the cluster. Similarly, for NGC 2808 and NGC 6266, 25.4%, and 72.9% stars outside the r_J , respectively. The stars that are outside the r_J are fully detached from the cluster, while the stars inside the r_J , but outside the r_i of each cluster, have a higher probability of being pulled out of the r_J as compared to other stars due to the gravitational field of the Galaxy.

Based on the distribution of extratidal stars, we found that most likely NGC 6397 and NGC 2808 suffer from disk shocks and tidal disruption. This is not completely consistent with the position of these clusters in the survivability diagram of Gnedin & Ostriker (1997), where NGC 6397 lies outside the survivability diagram, where the "lucky survivor" GCs reside,

while NGC 2808 is at the middle of the diagram, having been able to survive another Hubble time. If the internal relaxation is the main mechanism of disruption, we would expect to see an extended stellar envelope around these clusters, which we may not have recovered due to our cuts in magnitude, in the case of NGC 2808. For NGC 6397, however, we searched for stars up to the main sequence and our results do not support a scenario in which this cluster would be surrounded by a stellar envelope. In the case of NGC 6266, the distribution of extratidal stars is homogeneous and resembles an extended stellar halo around the cluster. This is in agreement with the position of the cluster in the diagram of Gnedin & Ostriker (1997), in which this cluster is at the edge of the survivability boundary, being affected by internal relaxation and bulge and disk shockings. Radial velocity measurements are therefore needed to confirm the extratidal stars candidates found around these clusters and to determine the disruption mechanisms that are producing the overdensities recovered in this work.

The three selected clusters lie in regions of the Galaxy characterized by different environments and different extinction values. Our analysis shows that if the cluster stars are well-separated from the field stars in the PM plane, using the basic photometric data, with a small dependence on the part of the parallaxes, we were able to extract possible extratidal stars from all the clusters. Our techniques provide us with the best sample of possible extratidal stars based on basic photometric and astrometric observations. The use of PMs and CMDs minimizes the level of foreground and background contamination in the regions where accurate distances to the stars are not available. We cross-matched our sample of extratidal stars with the galaxy and quasar catalog of Bailer-Jones et al. (2019). We did not find any match indicating that our data is free from any obvious background contamination from such sources. Hence, in a future work, we plan to apply the same techniques to most of the Galactic GCs in order to study the 3D spatial distribution of clusters that present evidence of extra-tidal stars, with the aim of shedding light on the gravitational potential of our Galaxy.

Acknowledgements. We thank the anonymous referee for an useful report that helped to improve this paper. We are grateful to Julio Carballo-Bello for useful discussions about the disruption processes in these three globular clusters. R. K and D. M are very grateful for the hospitality of the Vatican Observatory, where this collaboration was started. J. G. F-T is supported by FONDECYT No. 3180210. D. M gratefully acknowledges support provided by the BASAL Center for Astrophysics and Associated Technologies (CATA) through grant AFB 170002, and from project FONDECYT No.1170121. This research has made use of the NASA/IPAC Infrared Science Archive, which is funded by the National Aeronautics and Space Administration and operated by the California Institute of Technology.

References

- Alonso-García, J., Mateo, M., Sen, B., et al. 2012, *AJ*, 143, 70
- Bailer-Jones, C. A. L., Fouesneau, M., & Andrae, R. 2019, *MNRAS*, 490, 5615
- Balbinot, E. & Gieles, M. 2018, *MNRAS*, 474, 2479
- Balbinot, E., Santiago, B. X., da Costa, L. N., Makler, M., & Maia, M. A. G. 2011, *MNRAS*, 416, 393
- Bastian, N. & Lardo, C. 2018, *ARAA*, 56, 83
- Baumgardt, H., Hilker, M., Sollima, A., & Bellini, A. 2019, *MNRAS*, 482, 5138
- Baumgardt, H. & Makino, J. 2003, *MNRAS*, 340, 227
- Baumgardt, H., Parmentier, G., Gieles, M., & Vesperini, E. 2010, *MNRAS*, 401, 1832
- Bekki, K. 2019, *MNRAS*, 490, 4007
- Belokurov, V., Erkal, D., Evans, N. W., Koposov, S. E., & Deason, A. J. 2018, *MNRAS*, 478, 611
- Bonaca, A., Pearson, S., Price-Whelan, A. M., et al. 2020, *ApJ*, 889, 70
- Bressan, A., Marigo, P., Girardi, L., et al. 2012, *MNRAS*, 427, 127

- Carballo-Bello, J. A., Gieles, M., Sollima, A., et al. 2011, *MNRAS*, 419, 14
- Carballo-Bello, J. A., Martínez-Delgado, D., Navarrete, C., et al. 2018, *MNRAS*, 474, 683
- Carlberg, R. G. 2017, *ApJ*, 838, 39
- Carlberg, R. G. 2019, *ApJ*, 885, 17
- Casetti-Dinescu, D. I., Girard, T. M., Korchagin, V. I., van Altena, W. F., & López, C. E. 2010, *The Astronomical Journal*, 140, 1282
- Chun, S.-H., Kang, M., Jung, D., & Sohn, Y.-J. 2015, *AJ*, 149, 29
- Claydon, I., Gieles, M., & Zocchi, A. 2017, *MNRAS*, 466, 3937
- Correnti, M., Gennaro, M., Kalirai, J. S., Brown, T. M., & Calamida, A. 2016, *The Astrophysical Journal*, 823, 18
- Correnti, M., Gennaro, M., Kalirai, J. S., Cohen, R. E., & Brown, T. M. 2018, *The Astrophysical Journal*, 864, 147
- Czekaj, M. A., Robin, A. C., Figueras, F., Luri, X., & Haywood, M. 2014, *A&A*, 564, A102
- Da Costa, G. S. & Coleman, M. G. 2008, *AJ*, 136, 506
- de Boer, T. J. L., Gieles, M., Balbinot, E., et al. 2019, *MNRAS*, 485, 4906
- Ernst, A. & Just, A. 2013, *MNRAS*, 429, 2953
- Fernández-Trincado, J. G., Beers, T. C., & Minniti, D. 2020a, *arXiv e-prints*, arXiv:2010.10524
- Fernández-Trincado, J. G., Beers, T. C., Minniti, D., et al. 2020b, *arXiv e-prints*, arXiv:2010.01135
- Fernández-Trincado, J. G., Beers, T. C., Placco, V. M., et al. 2019a, *ApJ*, 886, L8
- Fernández-Trincado, J. G., Beers, T. C., Tang, B., et al. 2019b, *MNRAS*, 488, 2864
- Fernández-Trincado, J. G., Chaves-Velasquez, L., Pérez-Villegas, A., et al. 2020c, *MNRAS*, 495, 4113
- Fernández-Trincado, J. G., Geisler, D., Moreno, E., et al. 2017, in *SF2A-2017: Proceedings of the Annual meeting of the French Society of Astronomy and Astrophysics*, Di
- Fernández-Trincado, J. G., Mennickent, R., Cabezas, M., et al. 2019c, *A&A*, 631, A97
- Fernández-Trincado, J. G., Robin, A. C., Moreno, E., et al. 2016a, *ApJ*, 833, 132
- Fernández-Trincado, J. G., Robin, A. C., Reylé, C., et al. 2016b, *MNRAS*, 461, 1404
- Fernández-Trincado, J. G., Robin, A. C., Vieira, K., et al. 2015a, *A&A*, 583, A76
- Fernández-Trincado, J. G., Vivas, A. K., Mateu, C. E., et al. 2015b, *A&A*, 574, A15
- Fernández-Trincado, J. G., Zamora, O., Souto, D., et al. 2019d, *A&A*, 627, A178
- Forbes, D. A. & Bridges, T. 2010, *MNRAS*, 404, 1203
- Fukushige, T. & Heggie, D. C. 2000, *MNRAS*, 318, 753
- Gaia Collaboration, Brown, A. G. A., Vallenari, A., et al. 2018, *ArXiv e-prints* [arXiv:1804.09365]
- Geyer, M. P. & Burkert, A. 2001, *MNRAS*, 323, 988
- Gieles, M., Heggie, D. C., & Zhao, H. 2011, *MNRAS*, 413, 2509
- Gnedin, O. Y. & Ostriker, J. P. 1997, *ApJ*, 474, 223
- Grillmair, C. J. & Johnson, R. 2006, *ApJ*, 639, L17
- Hanke, M., Koch, A., Prudil, Z., Grebel, E. K., & Bastian, U. 2020, *A&A*, 637, A98
- Harris, W. E. 1996, *AJ*, 112, 1487
- Haywood, M., Di Matteo, P., Lehnert, M. D., et al. 2018, *ApJ*, 863, 113
- Helmi, A., Babusiaux, C., Koppelman, H. H., et al. 2018, *Nature*, 563, 85
- Hozumi, S. & Burkert, A. 2014, *MNRAS*, 446, 3100
- Kollmeier, J. A., Zasowski, G., Rix, H.-W., et al. 2017, *arXiv e-prints*, arXiv:1711.03234
- Koppelman, H., Helmi, A., & Veljanoski, J. 2018, *ApJ*, 860, L11
- Kundu, R., Fernández-Trincado, J. G., Minniti, D., et al. 2019a, *MNRAS*, 489, 4565
- Kundu, R., Minniti, D., & Singh, H. P. 2019b, *MNRAS*, 483, 1737
- Küpper, A. H. W., Kroupa, P., Baumgardt, H., & Heggie, D. C. 2010, *MNRAS*, 407, 2241
- Kuzma, P. B., Da Costa, G. S., & Mackey, A. D. 2017, *MNRAS*, 473, 2881
- Kuzma, P. B., Da Costa, G. S., Mackey, A. D., & Roderick, T. A. 2016, *MNRAS*, 461, 3639
- Lagarde, N., Robin, A. C., Reylé, C., & Nasello, G. 2017, *A&A*, 601, A27
- Lallement, R., Babusiaux, C., Vergely, J. L., et al. 2019, *A&A*, 625, A135
- Latour, M., Husser, T.-O., Giesers, B., et al. 2019, *A&A*, 631, A14
- Leon, S., Meylan, G., & Combes, F. 2000, *A&A*, 359, 907
- Mackey, A. D. & Van Den Bergh, S. 2005, *MNRAS*, 360, 631–645
- Majewski, S. R., Allende-Prieto, C., Beers, T. C., et al. 2012, in *American Astronomical Society Meeting Abstracts*, Vol. 219, American Astronomical Society Meeting Abstracts #219, 410.05
- Marigo, P., Girardi, L., Bressan, A., et al. 2017, *The Astrophysical Journal*, 835, 77
- Marshall, D. J., Robin, A. C., Reylé, C., Schultheis, M., & Picaud, S. 2006, *A&A*, 453, 635
- Martell, S. L. & Grebel, E. K. 2010, *A&A*, 519, A14
- Massari, D., Koppelman, H. H., & Helmi, A. 2019, *A&A*, 630, L4
- Mészáros, S., Masseron, T., García-Hernández, D. A., et al. 2020, *MNRAS*, 492, 1641
- Milone, A. P., Marino, A. F., Piotto, G., et al. 2015, *ApJ*, 808, 51
- Minniti, D., Fernández-Trincado, J. G., Ripepi, V., et al. 2018, *ApJ*, 869, L10
- Montuori, M., Capuzzo-Dolcetta, R., Di Matteo, P., Lepinette, A., & Miocchi, P. 2007, *ApJ*, 659, 1212
- Moreno, E., Pichardo, B., & Schuster, W. J. 2015, *MNRAS*, 451, 705
- Moreno, E., Pichardo, B., & Velázquez, H. 2014, *ApJ*, 793, 110
- Myeong, G. C., Evans, N. W., Belokurov, V., Sanders, J. L., & Koposov, S. E. 2018, *ApJ*, 863, L28
- Myeong, G. C., Jerjen, H., Mackey, D., & Da Costa, G. S. 2017, *ApJ*, 840, L25
- Navarrete, C., Belokurov, V., & Koposov, S. E. 2017, *ApJ*, 841, L23
- Niederste-Ostholt, M., Belokurov, V., Evans, N. W., et al. 2010, *MNRAS*, 408, L66
- Odenkirchen, M., Grebel, E. K., Rockosi, C. M., et al. 2001, *ApJ*, 548, L165
- Pérez-Villegas, A., Barbuy, B., Kerber, L. R. O., et al. 2020, *MNRAS*, 491, 3251
- Piatti, A. E. & Carballo-Bello, J. A. 2020, *A&A*, 637, L2
- Piatti, A. E., Carballo-Bello, J. A., Mora, M. D., et al. 2020, *arXiv e-prints*, arXiv:2009.04290
- Piotto, G., Bedin, L. R., Anderson, J., et al. 2007, *ApJ*, 661, L53
- Robin, A. C., Bienaymé, O., Fernández-Trincado, J. G., & Reylé, C. 2017, *A&A*, 605, A1
- Robin, A. C., Reylé, C., Derrière, S., & Picaud, S. 2003, *A&A*, 409, 523
- Schiavon, R. P., Zamora, O., Carrera, R., et al. 2017, *MNRAS*, 465, 501
- Schlafly, E. F. & Finkbeiner, D. P. 2011, *ApJ*, 737, 103
- Sollima, A. 2020, *MNRAS*, 495, 2222
- Sollima, A., Martínez-Delgado, D., Valls-Gabaud, D., & Peñarrubia, J. 2011, *ApJ*, 726, 47
- Soszyński, I., Udalski, A., Wrona, M., et al. 2019, *ACTAA*, 69, 321
- VanderPlas, J., Connolly, A. J., Ivezić, Z., & Gray, A. 2012, in *Proceedings of Conference on Intelligent Data Understanding (CIDU)*, 47–54
- Vasiliev, E. 2019, *MNRAS*, 484, 2832