

Towards Building a Robust and Fair Federated Learning System

Xinyi Xu, Lingjuan Lyu*

School of Computing, Singapore 117417

National University of Singapore

Corresponding to: {xinyi.xu, lyulj}@comp.nus.edu.sg

Abstract

Federated Learning (FL) has emerged as a promising practical framework for effective and scalable distributed machine learning. However, most existing FL or distributed learning frameworks have not addressed two important issues well together: collaborative fairness and robustness to non-contributing participants (e.g. free-riders, adversaries). In particular, all participants can receive the ‘same’ access to the global model, which is obviously unfair to the high-contributing participants. Furthermore, due to the lack of a safeguard mechanism, free-riders or malicious adversaries could game the system to access the global model for free or to sabotage it. By identifying the underlying similarity between these two issues, we investigate them simultaneously and propose a novel *Robust and Fair Federated Learning* (RFFL) framework which utilizes reputation scores to address both issues, thus ensuring the high-contributing participants are rewarded with high-performing models while the low- or non-contributing participants can be detected and removed. Furthermore, our approach differentiates itself by *not* requiring any auxiliary dataset for the reputation calculation. Extensive experiments on benchmark datasets demonstrate that RFFL achieves high fairness, is robust against several types of adversaries, delivers comparable accuracy to the conventional federated framework and outperforms the *Standalone* framework.

Introduction

Federated learning (FL) provides a promising collaboration paradigm by enabling a multitude of participants to construct a joint model without exposing their private training data. Two key challenges in FL are collaborative fairness (participants with disparate contributions should be rewarded differently), and robustness (free-riders should not enjoy the global model for free, and malicious participants should not compromise system integrity).

In terms of collaborative fairness, most of the current FL paradigms (McMahan et al. 2017; Kairouz et al. 2019; Yang et al. 2019a; Li et al. 2019) enable all participants to receive the same FL model in the end regardless of their contributions in terms of quantity and quality of their shared parameters, leading to a potentially unfair outcome. In practice, such variations in the contributions may be due to a number of reasons, the most obvious is the quality divergence of

the data owned by different participants (Zhao et al. 2019). Yang et al. (2019b) describe a motivating example in finance where several banks may want to jointly build a credit score predictor for small and medium enterprises. The larger banks, however, may be reluctant to train on their high quality data and share the parameters because doing so may help their competitors *i.e.*, the smaller banks, thus eroding their own market shares. Due to a lack of collaborative fairness, participants with high quality and large datasets may be discouraged from collaborating, thus hindering the formation and progress of a healthy FL ecosystem. We remark that collaborative fairness is different from the fairness concept in machine learning, which is typically defined as mitigating the model’s predictive bias towards certain attributes (Cummings et al. 2019; Jagielski et al. 2018). The problem of treating FL participants fairly according to their contributions remains open (Yang et al. 2019b). Furthermore, we note that collaborative fairness is more pertinent to scenarios involving reward allocations (Lyu, Yu, and Yang 2020), such as companies, hospitals or financial institutions to whom collaborative fairness is of significant concern.

For robustness, the conventional FL framework (McMahan et al. 2017) is potentially vulnerable to adversaries and free-riders as it does not have any safeguard mechanisms. The follow-up works considered robustness from different lens (Blanchard et al. 2017; Fung, Yoon, and Beschastnikh 2018; Bernstein et al. 2019; Yin et al. 2018), but none of them can provide comprehensive supports for all the three types of attacks (targeted poisoning, untargeted poisoning and free-riders) considered in this work.

In summary, our contributions include:

- We propose a *Robust and Fair Federated Learning* (RFFL) framework to address both collaborative fairness and Byzantine robustness in FL.
- RFFL addresses these two issues by using a reputation system to iteratively calculate the contributions of the participants and rewarding them with different models of performance commensurate with their contributions.
- Under mild conditions, both the server model and participants’ local models in RFFL can converge to the optimum in expectation.
- Extensive experiments on various datasets demonstrate that our RFFL achieves competitive accuracy and high

*Equal contribution. Order determined by coin toss.

fairness, and is robust against all the three types of attacks investigated in this work.

Related work

We first relate our work to a series of previous efforts on fairness and robustness in FL as follows.

Promoting collaborative fairness has attracted substantial attention in FL. One research line uses incentive schemes combined with game theory, based on the rationale that participants should receive payoffs commensurate with their contributions to incentivize good behaviour. The representative works include (Yang et al. 2017; Gollapudi et al. 2017; Richardson, Filos-Ratsikas, and Faltings 2019; Yu et al. 2020). Their works share a similarity in that all participants receive the same final model.

Another research direction addresses resource allocation fairness in FL by optimizing for the performance of the device with the worst performance (largest loss/prediction error). For example, Mohri *et al.* (Mohri, Sivek, and Suresh 2019) proposed a minimax optimization scheme called *Agnostic Federated Learning* (AFL), which optimizes for the performance of the single worst device by weighing participants adversarially. A follow-up work called *q-Fair Federated Learning* (*q*-FFL) (Li, Sanjabi, and Smith 2020) generalized AFL by reducing the variance of the model performance across participants. In *q*-FFL, participants with higher loss are given higher relative weight to achieve less variance in the final model performance distribution. This line of work inherently advocates egalitarian equity, which is a different focus from collaborative fairness.

As opposed to the above mentioned works, the most recent work by Lyu et al. (2020) and another concurrent but independent work by Sim et al. (2020) are better aligned with collaborative fairness in FL, where model accuracy is used as rewards for FL participants, so the participants receive models of different performance commensurate with their contributions. Lyu et al. (2020) adopted a mutual evaluation of local credibility mechanism, where each participant privately rates the other participants in each communication round. However, their framework is mainly designed for a decentralized block-chain system, which may not be directly applicable to FL settings which is usually not decentralized. Sim et al. (2020) proposed to use the Shapley value (Shapley 1953) to design an information-theoretic contribution evaluation method by examining the data of the participants, thus may not be suitable to FL settings because the server in FL does *not* have access to participants’ data.

In terms of robustness in FL, Blanchard et al. (2017) proposed the Multi-Krum method based on a Krum function which excludes a certain number of gradients furthest from the mean of the collected gradients for aggregation and was resilient against up to 33% *Gaussian Byzantine* participants and up to 45% omniscient Byzantine participants. In (Fung, Yoon, and Beschastnikh 2018), the authors studied the Sybil-based attacks and proposed a method called Fools-Gold based on the insight that the Sybils share the same objective function so their historical gradients are at a smaller angle with each other than with the historical gradient of an

honest participant. Bernstein et al. (2019) proposed a communication efficient approach called SignSGD, which is robust to arbitrary scaling, because in this approach the participants only upload the element-wise signs of the gradients without the magnitudes. A similar method was proposed by Yin et al. (2018), based on the statistics of the gradients, specifically element-wise median, mean and trimmed mean.

The RFFL Framework

Our RFFL framework mainly focuses on two important goals in FL: *collaborative fairness* and *robustness*. We empirically find that these two goals can be simultaneously achieved through a reputation system.

Collaborative Fairness

Participants collaborate via the FL paradigm to train a machine learning model on their datasets. A natural compensation to these participants is the trained machine learning model with high predictive performance. Furthermore, we observe that the participants may have different levels of contributions, so it is unfair to allocate the same final model to all participants. Therefore, we are inspired to take the innovative notion of collaborative fairness in (Lyu et al. 2020) to address this issue. Our method distinguishes from the original FL framework in that it stipulates the participants receive *different* trained ML models of predictive performance commensurate with their contributions. In this way, the higher the quality a participant’s dataset is, the better the model they receive. Therefore, we can measure fairness via the Pearson’s correlation coefficient between the participants’ contributions and their rewards. In this work, we represent the participants’ contributions via a proxy measure, the test accuracies of their standalone models. This is based on the fact that the quality of a dataset can be reflected via the test accuracy of the trained model. Similarly, the participants’ rewards are represented by the test accuracies of the received models from the FL process. Formally, the fairness is quantified as in Equation 1 (Lyu et al. 2020):

$$r_{xy} = \frac{\sum_{i=1}^n (x_i - \bar{x})(y_i - \bar{y})}{(n-1)s_x s_y} \quad (1)$$

where x_i and y_i represent participant i ’s test accuracy of the standalone model and the received model after collaboration respectively, and s_x and s_y are the respective corrected standard deviations. A higher value implies better fairness, and vice versa.

Collaborative Fairness under (Non-)IID Data. Following the above representation of participants’ contributions and rewards, we discuss the relationship between this notion of collaborative fairness and the data distributions over the participants. The data distribution over the participants refers to how these participants collect/sample their data, whether or not from the true distribution, either uniformly or in some biased way. A commonly used assumption is that the participants’ data are identically and independently drawn (IID) from some underlying population, to enable statistical analysis including asymptotic unbiasedness, convergence rates, etc. We observe that under this setting, the

participants have statistically equivalent datasets, and thus equal contributions in expectation. Consequently, our defined notion of collaborative fairness corresponds to the egalitarian fairness *i.e.*, treating/rewarding everyone equally by giving them the same model, as in common FL frameworks such as FedAvg. On the other hand, under a non-I.I.D data distribution, which is difficult to consider analytically and statistically in general, an empirical approach (Lingjuan Lyu and Wang 2020; Sim et al. 2020) can be used instead. McMahan et al. (2017) considered a pathological non-I.I.D of the MNIST dataset where each participant has examples of at most 2 digits. Fung, Yoon, and Beschastnikh (2018) also considered similar settings by varying the degree of disjoint in the datasets of the participants, where the most non-I.I.D setting corresponds to completely disjoint datasets among the participants. These non-I.I.D settings present theoretical challenges for analytically comparing and evaluating the datasets. Moreover, in practice, it is infeasible (due to privacy and confidentiality issues) to examine the datasets from all the participants. Our empirical approach would thus find applications under non-I.I.D data distributions, because in order to treat the participants fairly we first need to compare their contributions.

Robustness

For robustness, we consider the threat model of Byzantine fault tolerance due to (Blanchard et al. 2017).

Definition 1. *Threat Model (Blanchard et al. 2017; Yin et al. 2018).* In the t^{th} round, an honest participant uploads $\Delta \mathbf{w}_i^{(t)} := \nabla F_i(\mathbf{w}_i^{(t)})$ while a dishonest participant/adversary can upload arbitrary values.

$$\Delta \mathbf{w}_i^{(t)} = \begin{cases} *, & \text{if } i\text{-th participant is Byzantine,} \\ \nabla F_i(\mathbf{w}_i^{(t)}), & \text{otherwise,} \end{cases} \quad (2)$$

where “*” represents arbitrary values, F_i represents participant i 's local objective function.

In more detail, we investigate three types of attacks: (1) *targeted poisoning attack* with a specific objective; (2) *untargeted poisoning attack* that aims to compromise the integrity of the system; and (3) *free-riders* who aim to benefit from the global model, without really contributing.

Targeted poisoning. We consider a particular type of targeted poisoning called label-flipping, in which the labels of training examples are flipped to a target class (Biggio, Nelson, and Laskov 2011). For instance, in MNIST a ‘1-7’ flip refers to training on images of ‘1’ but using ‘7’ as the labels.

Untargeted poisoning. We consider three types of untargeted poisoning defined in (Bernstein et al. 2019). Specifically, after local training and before uploading, the adversary may (i) arbitrarily rescale gradients; or (ii) randomize the element-wise signs of the gradients; or (iii) randomly invert the element-wise values of the gradients.

Free-riders. Free-riders represent the participants unwilling to contribute their gradients due to data privacy concerns or computational costs, but want to access the jointly trained

model for free. There are no specific restrictions on their behaviors and they typically upload random or noisy gradients.

RFFL Realization via Reputation

Our RFFL makes two *important* modifications to the conventional FL framework: first in the aggregation rule of the gradients, and then in the downloading rule for the participants. The most common choice of the aggregation rule in FL is FedAvg *i.e.*, weighted averaging by data size (McMahan et al. 2017):

$$\Delta \mathbf{w}_g^{(t)} = \sum_i \frac{n_i}{\sum_i n_i} \Delta \mathbf{w}_i^{(t)} \quad (3)$$

where n_i represents the data size of participant i and \mathbf{w} represents the parameters of the model. In our RFFL framework, the server adopts a reputation-weighted aggregation rule:

$$\Delta \mathbf{w}_g^{(t)} = \sum_{i \in \mathcal{R}} r_i^{(t-1)} \Delta \mathbf{w}_i^{(t)} \quad (4)$$

where $r_i^{(t)}$ is participant i 's reputation in round t . The reputation-weighted aggregation suppresses gradients from ‘weaker’ participants or potential adversaries. During the download step, in most works (McMahan et al. 2017; Kairouz et al. 2019) the participants download the entire global model. We propose to replace it by introducing a reputation-based quota which determines the number of gradients to allocate to each participant. The server maintains and updates each participant’s reputation using the cosine similarity between a participant’s gradient and the reputation-weighted aggregated gradient *i.e.*, $\cos_sim(\Delta \mathbf{w}_g^{(t)}, \Delta \mathbf{w}_i^{(t)})$.

Subsequently, this updated reputation $r_i^{(t)}$ determines the number of aggregated gradients to allocate to participant i in round t , according to the “largest values” criterion. In summary, in round t , server updates the reputations according to the cosine similarity between individual gradients and the reputation-weighted aggregated gradients, and then uses this updated reputation to determine the number of aggregated gradients to allocate to each participant. The detailed realization of RFFL is given in Algorithm 1.

Due to the stochasticity in the gradient descent method, the variance in the gradients may cause the cosine similarities in a single round to be an inaccurate approximation of a participant’s contribution. To avoid wrongly underestimating the reputation of an honest participant, we adopt an iterative approach by integrating the reputation of round t with the past reputation. With this approach, RFFL can stabilize the reputations of the participants. The contributions of the participants can be inferred through these reputations so the non-contributing participants who may potentially be free-riders or adversaries may be identified and removed.

We highlight that RFFL does *not* need an additional auxiliary/validation dataset (Barreno et al. 2010; Regatti and Gupta 2020). In practice, obtaining an auxiliary dataset may be expensive and infeasible. Moreover, with a non-I.I.D distribution, it is very difficult to ensure this auxiliary dataset is representative of all the datasets of all participants. With non-I.I.D auxiliary dataset, some participants will be disadvantaged in contribution evaluations.

Convergence Analysis

Based on four commonly adopted assumptions (Li et al. 2020) and without introducing additional constraints, we present two convergence results for the server model and each participant’s local model in RFFL respectively. Specifically, the objective value achieved by the server model \mathbf{w}_g converges to the optimal value in expectation with rate in $O(\frac{1}{T})$. For each participant’s local model \mathbf{w}_i , it converges asymptotically to the server model \mathbf{w}_g in expectation.

First we introduce the assumptions and the theorem used in (Li et al. 2020), with the following notations. F_i denotes the local objective function for participant i ; F denotes the global objective function; \mathcal{W} denotes the parameter space; $[n] = \{1, 2, \dots, n\}$; T and E denote the total communication rounds and local epochs, respectively.

Assumption 1. F_i is L -smooth $\forall i \in [n]: \forall \mathbf{u}, \mathbf{v} \in \mathcal{W}, F_i(\mathbf{u}) \leq F_i(\mathbf{v}) + (\mathbf{u} - \mathbf{v})^T \nabla F_i(\mathbf{v}) + \frac{L}{2} \|\mathbf{u} - \mathbf{v}\|_{\mathbf{w}}^2$.

Assumption 2. F_i is μ -strongly convex: $\forall i \in [n]: \forall \mathbf{u}, \mathbf{v} \in \mathcal{W}, F_i(\mathbf{u}) \geq F_i(\mathbf{v}) + (\mathbf{u} - \mathbf{v})^T \nabla F_i(\mathbf{v}) + \frac{\mu}{2} \|\mathbf{u} - \mathbf{v}\|_{\mathbf{w}}^2$.

Assumption 3. Based on mini-batch SGD, $\xi_i^{(t)}$ denotes the mini-batch selected uniformly at random by participant i in round t . The variance of the stochastic gradient of each participant is bounded: $\mathbb{E}[\|\nabla F_i(\mathbf{w}_i^{(t)}, \xi_i^{(t)}) - \nabla F_i(\mathbf{w}_i^{(t)})\|^2] \leq \sigma_i^2, \forall i \in [n]$.

Assumption 4. The expected value of the squared l_2 -norm of the stochastic gradients is uniformly bounded: $\mathbb{E}[\|\nabla F_i(\mathbf{w}_i^{(t)}, \xi_i^{(t)})\|^2] \leq G^2, \forall i \in [n], \text{ and } t \in [T]$.

Assumptions 1 and 2 are standard in analysis of l_2 -norm regularized classifiers. Assumptions 3 and 4 were used by Zhang, Duchi, and Wainwright (2013); Stich, Cordonnier, and Jaggi (2018); Stich (2019); Yu, Yang, and Zhu (2019); Li et al. (2020) to study the convergence behavior of variants of SGD.

Definition 2. Degree of Heterogeneity (Li et al. 2020). F^* and F_i^* denote the minimum values of F and F_i , respectively. p_i denotes the weight used in the weighted gradient aggregation by the server. The degree of heterogeneity among the data of the participants $\Gamma := F^* - \sum_{i \in [n]} p_i F_i^*$.

Theorem 1. (Li et al. 2020). Given Assumptions 1 to 4, L, μ, σ_i, G defined therein, and $T \bmod E = 0$. Choose $\kappa = \frac{L}{\mu}$ and $\gamma = \max(8\kappa, E)$ and the learning rate $\eta_t = \frac{2}{\mu(\gamma+t)}$. Then the FedAvg algorithm satisfies

$$\mathbb{E}[F(\mathbf{w}_T)] - F^* \leq \frac{2\kappa}{\gamma + T} \left(\frac{B}{\mu} + 2L \|\mathbf{w}_0 - \mathbf{w}^*\| \right).$$

where

$$B = \sum_{i \in [n]} p_i^2 \sigma_i^2 + 6L\Gamma + 8(E - 1)^2 G^2.$$

Theorem 2. RFFL satisfies the conditions in Theorem 1 and so the conclusion of Theorem 1 applies to the server model \mathbf{w}_g in RFFL.

Proof. In the FedAvg, $\sum_{i \in [n]} p_i = 1$. In RFFL, $\sum_{i \in R} r_i = 1$, where R denotes the set of reputable participants and r_i

denotes the reputation of the i -th participant. Making this substitution and observing the aforementioned assumptions, it follows that Theorem 1 applies to \mathbf{w}_g in RFFL. \square

Theorem 3. With the learning rate $\eta_t \rightarrow 0$, the i -th participant’s model \mathbf{w}_i in RFFL asymptotically converges to the server model \mathbf{w}_g in expectation. Formally,

$$\lim_{t \rightarrow \infty} \mathbb{E}[\|\mathbf{w}_i^{(t)} - \mathbf{w}_g^{(t)}\|] = 0$$

The proof is deferred to the appendix.

Remark 1. We remark that the condition $\eta_t \rightarrow 0$ is not an artifact of our construct. Li et al. (2020) have shown that for FedAvg in a non-I.I.D setting, learning rate η without decay leads to a solution $\Omega(\eta)$ away from the optimal solution.

Algorithm 1 Robust and Fair Federated Learning (RFFL)

Require: reputation threshold r_{th} ; participant i ’s local dataset D_i reputation fade coefficient $\alpha \in [0, 1]$.

Notation: communication round number t ; participant i ’s reputation in round t is $r_i^{(t)}$; reputable participant set $R := \{i | r_i^{(t)} \geq r_{th}\}$ and the reputation vector $\mathbf{r}^{(t)} = \{r_i^{(t)} | i \in R\}$ and w.l.o.g $\sum_{i \in R} r_i^{(t)} = 1$; dataset size $n_i := |D_i|$ and data shard vector $\mathbf{n} = \{n_i | i \in R\}$; participant and server model parameters, \mathbf{w}_i and \mathbf{w}_g , respectively.

Role: participant i

if $i \in R$ **then**

$\Delta \mathbf{w}_i^{(t)} \leftarrow \text{Gradient_Descent}(\mathbf{w}_i^{(t)}, D_i)$

Sends local gradients $\Delta \mathbf{w}_i^{(t)}$ to the server

Downloads the allocated gradients $\Delta \mathbf{w}_{*i}^{(t)}$, and integrates with its local gradients $\mathbf{w}_i^{(t+1)} \leftarrow \mathbf{w}_i^{(t)} + \Delta \mathbf{w}_i^{(t)} + \Delta \mathbf{w}_{*i}^{(t)}$

end if

Role: Server

Aggregation and reputation calculation:

$\Delta \mathbf{w}_g^{(t)} \leftarrow \sum_{i \in R} r_i^{(t-1)} \Delta \mathbf{w}_i^{(t)}$

$r_i^{(t)} \leftarrow \text{cos_sim}(\Delta \mathbf{w}_g^{(t)}, \Delta \mathbf{w}_i^{(t)})$

for $i \in R$ **do**

$r_i^{(t)} \leftarrow r_i^{(t-1)} * \alpha + r_i^{(t)} * (1 - \alpha)$ ▷ Update reputation

if $r_i^{(t)} < r_{th}$ **then**

$R \leftarrow R \setminus \{i\}$ ▷ Remove participants with too low reputations

end if

end for

Gradient allocation:

for $i \in R$ **do**

$quota_i \leftarrow \frac{r_i^{(t)}}{\max(\mathbf{r}^{(t)})} * |\Delta \mathbf{w}_g^{(t)}|$

Calculates the allocated gradients $\Delta \mathbf{w}_{*i}^{(t)}$ to participant i based on $quota_i$ and according to the ‘‘largest criterion’’:

$\Delta \mathbf{w}_{*i}^{(t)} \leftarrow \text{largest}(\Delta \mathbf{w}_g^{(t)}, quota_i) - r_i^{(t-1)} \Delta \mathbf{w}_i^{(t)}$

end for

Experiments

Datasets

We conduct extensive experiments over different datasets including image and text classification. For image classification, we investigate MNIST (LeCun et al. 1998) and CIFAR-10 (Krizhevsky, Hinton et al. 2009). For text classification,

we consider Movie review (MR) (Pang and Lee 2005) and Stanford sentiment treebank (SST) (Kim 2014) datasets.

Baselines

For accuracy analysis, we focus our comparison with FedAvg (McMahan et al. 2017), and the *Standalone* framework in which participants train standalone models on local datasets without collaboration. FedAvg works well empirically and is thus expected to produce high performance since it does *not* have additional restrictions to ensure fairness or robustness. On the other hand, the *Standalone* framework can provide an accuracy lower bound that RFFL should provide to incentivize a participant to join the collaboration.

For fairness performance, we focus our comparison with q -FFL (Li, Sanjabi, and Smith 2020). And in order to compute fairness (as defined in Equation 1) for FedAvg (which rewards all participants the same model), we stipulate that after the entire FL training, each participant fine-tunes for 1 additional local epoch. We exclude the *Standalone* framework from this comparison because participants do *not* collaborate under this setting.

For robustness performance, we compare with FedAvg and some Byzantine-tolerant and/or robust FL frameworks including Multi-Krum (Blanchard et al. 2017), FoolsGold (Fung, Yoon, and Beschastnikh 2018), SignSGD (Bernstein et al. 2019) and Median (Yin et al. 2018).

Experimental Setup

In order to evaluate the effectiveness of our RFFL in realistic settings of heterogeneous data distributions, we investigate two heterogeneous data splits by varying the data set sizes and the class numbers respectively. We also investigate the I.I.D data setting (‘uniform’ split) for completeness.

Imbalanced dataset sizes. We follow a power law to randomly partition total $\{3000, 6000, 12000\}$ MNIST examples among $\{5, 10, 20\}$ participants respectively. In this way, each participant has a distinctly different number of examples, with the first participant has the least and the last participant has the most. We allocate on average 600 examples to each participant to be consistent with the setting in (McMahan et al. 2017). We refer to this as the ‘powerlaw’ split. Data split for CIFAR-10, MR and SST datasets follow a similar way, the details are included in the appendix.

Imbalanced class numbers. We vary the number of distinct classes in each participant’s dataset, increasing from the first participant to the last. For this scenario, we only investigate MNIST and CIFAR-10 dataset as they both contain 10 classes. We distribute classes in a linspace manner. For example, for MNIST with total 10 classes and 5 participants, participant- $\{1, 2, 3, 4, 5\}$ owns $\{1, 3, 5, 7, 10\}$ classes of examples respectively, *i.e.*, the first participant has data from only 1 class, while the last participant has data from all 10 classes. We first partition the training set according to the labels, then we sample and assign subsets of training set with corresponding labels to the participants. Note under this setting, all participants have the same dataset size, but different class numbers. We refer to this as the ‘classimbalance’ split.

Adversaries. We consider three types of adversaries on MNIST: targeted poisoning as in label-flipping (Biggio, Nelson, and Laskov 2011), untargeted poisoning as in the blind multiplicative adversaries (Bernstein et al. 2019), and free-riders. In each experiment, we evaluate RFFL against one type of adversary, and the proportion of the adversaries is 20% of the honest participants. For targeted poisoning, the adversary uses ‘7’ as labels for actual ‘1’ images, during their local training to produce ‘crooked’ gradients. For untargeted poisoning, we consider three sub-cases separately: 1) the adversary re-scales the gradients by -100 ; 2) the adversary randomizes the signs of the gradients element-wise; and 3) the adversary randomly inverts the values of the gradients element-wise. For free-riders, we consider a simple type of free-rider who uploads gradients randomly drawn from the $[-1, 1]$ uniform distribution. We conduct experiments with adversaries under two data splits, the ‘uniform’ split and the ‘powerlaw’ split. The experimental results are with respect to the ‘uniform’ split and the results for ‘powerlaw’ split are included in the appendix.

Model and Hyper-Parameters. For the MNIST experiments, we use a convolutional neural network. The hyperparameters are: local epochs $E = 1$, batch size $B = 16$, and local learning rate $lr = 0.15$ for number of participants $P = 5$ and $lr = 0.25$ for $P = \{10, 20\}$, with exponential decay $\gamma = 0.977$, the reputations of the participants are initialized equally to be 0, the reputation fade coefficient $\alpha = 0.8$ and a total of 60 communication rounds.

Further details on experimental settings, model architecture, hyperparameters, the hardware used and runtime statistics for all experiments are included in the appendix.

Experimental Results

Fairness comparison. Table 1 lists the calculated fairness of our RFFL, FedAvg and q -FFL over MNIST under varying participant number from $\{10, 20\}$. Similarly, Table 2 presents the fairness results for CIFAR-10, MR and SST. From the high values of fairness (some close to the theoretical limit of 1.0), we conclude that RFFL indeed enforces the participants to receive different models of performance commensurate with their contributions, thus providing collaborative fairness as claimed in our formulation. The results for the 5-participant case on both MNIST and CIFAR-10 are included in the appendix.

Table 1: Fairness [%] of RFFL, FedAvg and q -FFL, under varying participant number settings (P - k) and different data splits: {uniform (UNI), powerlaw (POW), classimbalance (CLA)}.

Framework	P10			P20		
	UNI	POW	CLA	UNI	POW	CLA
<i>RFFL</i>	83.36	98.33	99.81	75.19	97.88	99.64
<i>FedAvg</i>	-31.2	77.33	64.53	3.85	-3.58	70.83
<i>q-FFL</i>	-2.77	22.44	63.16	-27.1	17.61	78.57

Accuracy comparison. Table 3 reports the corresponding accuracies on MNIST with $\{10, 20\}$ participants. Similarly, Table 4 provides accuracies on CIFAR-10, MR and SST.

Table 2: Fairness [%] over CIFAR-10, MR and SST achieved by RFFL, FedAvg and q -FFL.

Framework	CIFAR-10			MR	SST
	P10			P5	P5
	UNI	POW	CLA	POW	POW
<i>RFFL</i>	81.93	98.78	99.89	99.59	65.88
<i>FedAvg</i>	-42.9	40.58	79.34	22.22	64.18
<i>q-FFL</i>	39.39	-34.5	4.76	52.03	24.72

Table 3: Maximum Accuracy [%] over MNIST under three data distributions: {uniform (UNI), powerlaw (POW), classimbalance (CLA)}, and varying number of participants: {10, 20}, achieved by RFFL, FedAvg, q -FFL and the *Standalone* framework.

Framework	P10			P20		
	UNI	POW	CLA	UNI	POW	CLA
<i>RFFL</i>	93.7	94.51	92.84	94.08	94.98	92.91
<i>FedAvg</i>	96.81	96.7	94.52	97.16	97.38	93.99
<i>q-FFL</i>	91.94	9.61	56.94	87.34	9.61	52.09
<i>Standalone</i>	93.42	94.54	92.82	93.32	94.6	92.54

For RFFL, because the participants receive models of different accuracies and we expect the most contributive participant to receive a model of performance comparable to that of FedAvg, so we report the highest accuracy among the participants. For FedAvg, *Standalone* and q -FFL, we report the accuracy of the same participant. Overall, we observe RFFL achieves comparable accuracy to the FedAvg baseline in many cases. More importantly, RFFL mostly outperforms the *Standalone* framework, suggesting that collaboration in RFFL reduces the generalization error. This advantage over the *Standalone* framework is an essential incentive for potential participants to join the collaboration. On the other hand, the observed q -FFL’s performance seems to fluctuate under different settings. This may be due to two possible reasons, the number of participants and the number of communication rounds are too small as q -FFL utilizes random sampling of participants and requires relatively more communication rounds to converge to equitable performance. In additional experiments with more participants (50) and more communication rounds (100), we found that q -FFL’s performance stabilizes at a reasonable accuracy of around 90%. Furthermore, in our experiments we find that the training of RFFL experiences less fluctuations and converges quickly, as demonstrated in Figure 1.

System robustness comparison. For targeted poisoning, we consider two additional metrics (Fung, Yoon, and Beschastnikh 2018): targeted class accuracy and attack success rate. Targeted class accuracy in our experiment corresponds to test accuracy of digit ‘1’ images. Attack success rate corresponds to the proportion of ‘1’ images incorrectly classified as ‘7’. In particular, we report the results on the best-performing participant in RFFL. As shown in Table 5, the original FedAvg is relatively robust against 20% label flipping adversaries and performs quite well for all three metrics. This is mostly because these introduced ‘crooked’ gra-

Table 4: Maximum Accuracy [%] over CIFAR-10, MR and SST under various experimental settings, achieved by RFFL, FedAvg, q -FFL, and the *Standalone* framework.

Framework	CIFAR-10			MR	SST
	P10			P5	P5
	UNI	POW	CLA	POW	POW
<i>RFFL</i>	49.3	53.01	47.18	61.54	30.45
<i>FedAvg</i>	60.98	64.15	49.9	66.98	34.43
<i>q-FFL</i>	31.57	10	10	22.88	26.79
<i>Standalone</i>	47.81	52.46	44.64	57.41	30.63

dients are outweighed by the gradients from the honest participants. For the attack success rate, all methods perform relatively well except SignSGD, indicating these methods can resist the targeted attack. However, it does not necessarily imply that these methods can retain high accuracy on the unaffected classes. For the maximum accuracy, only RFFL, FedAvg and Krum are able to achieve good performance, suggesting that these methods are robust without compromising the overall performance. FoolsGold’s performance with respect to the attack success rate is expected since the adversaries fit the definition of Sybils who share a common objective of misleading the model between ‘1’ and ‘7’. However, the data split in this experiment is the ‘uniform’ split, which does not satisfy FoolsGold’s assumption that “the training data is sufficiently dissimilar between clients (participants)” (Fung, Yoon, and Beschastnikh 2018), so its performance on other classes drops. In our additional experiments (in the appendix) including adversaries using the ‘powerlaw’ split, we do observe that FoolsGold performs relatively well in terms of both robustness and accuracy.

For the untargeted poisoning, Table 7, Table 8 and Table 9 compare the final test accuracies of the participants when these three types of adversaries are present, respectively. Note that we include the *Standalone* framework as a performance benchmark *without* collaboration and *without* adversaries. We observe the adversaries receive considerably lower reputations so they can be effectively identified and removed by setting appropriate reputation thresholds. These results collectively demonstrate RFFL is overall the most robust. Furthermore, in RFFL, despite the existence of adversaries, the honest participants can still receive performance improvements over their standalone models. We observe that Multi-Krum and FoolsGold are not robust against the untargeted poisoning. Multi-Krum is based on the distance between each gradient vector and the mean vector, and because the mean vector is not robust against these attacks, Multi-Krum is not robust in these cases. FoolsGold was designed specifically to be robust against Sybils with a common objective and thus was not robust against untargeted poisoning. Both SignSGD and Median demonstrate some degree of robustness. SignSGD is robust against re-scaling and value inversion attack since it does not aggregate the magnitudes of the values in the gradients but only the signs. Median utilizes the statistic median (which is robust against extreme outliers corresponding to the rescaled and inverted values from the adversaries), and is thus able to achieve some degree of ro-

bustness but compromises the accuracy.

For the free-riders scenario, we observed that our RFFL is robust and can always identify and isolate system free-riders in the early stages of collaboration (within 5 rounds), without affecting either accuracy or convergence. Furthermore, we also observed that FedAvg is robust in this situation. This is because the gradients uploaded by the free-riders have an expected value of zero (random values drawn from $[-1, 1]$ uniform distribution), so the additional noise does not affect the asymptotic unbiasedness of the aggregated gradients in FedAvg. On the other hand, we can see that Multi-Krum exhibits some degree of robustness but compromises the accuracy. FoolsGold is not robust against free-riders as it relies on the assumption the honest participants would produce gradients that are more random than the Sybils (who produce ‘crooked’ gradients pointing the same direction over rounds). But in the case of free-riders uploading completely random gradients, FoolsGold is not robust. For SignSGD, the free-riders are exactly the sign-randomizing adversaries, so the behavior is consistent. For Median, the reason behind the behavior is less straightforward and to analyze more carefully we would need to compare the magnitudes of the gradients from the honest participants and the free-riders. If the gradients from the honest participants collectively have large magnitudes element-wise, Median can be robust by simply treating the noise as extreme outliers. On the other hand, if the gradients from the honest participants are close to 0, Median may no longer be robust. We include all the experimental results for free-riders in the appendix.

In addition to the above settings with 20% adversaries, we also conduct experiments by increasing the number of adversaries (110%) to test RFFL’s Byzantine tolerance and show the results in Table 6. We find that RFFL can achieve slightly higher predictive performance with more adversaries than honest participants. We include other corresponding experimental results in the appendix.

Table 5: Maximum accuracy [%], Attack success rate [%] and Target accuracy [%] for MNIST with 10 honest participants and additional 20% **label-flipping** adversaries.

Framework	Max accuracy	Attack success rate	Target accuracy
RFFL	93.8	0	98.8
FedAvg	96.8	0.2	98.8
FoolsGold	9.8	0	0
Multi-Krum	95.6	0.2	99.0
SignSGD	9.1	41.9	18.8
Median	0.3	0.5	0.1

Discussions

Impact of reputation threshold. With a reputation threshold r_{th} , the server can stipulate a minimum empirical contribution for the participants. Reputation mechanism can be used to detect and isolate the adversaries and/or free-riders. A key challenge lies in the selection of an appropriate threshold, as fairness and accuracy may be inversely affected. For

Table 6: Maximum accuracy [%], Attack success rate [%] and Target accuracy [%] for MNIST with 10 honest participants and additional 110% **label-flipping** adversaries. 10 honest participants and 11 adversaries.

Framework	Max accuracy	Attack success rate	Target accuracy
RFFL	94.2	0	99
FedAvg	90.87	48.6	49.3
FoolsGold	19.21	0	55
Multi-Krum	96.27	0	98.8
SignSGD	9.1	0	18.8
Median	8.21	0	72.3

Table 7: Individual test accuracies [%] over MNIST uniform split with 10 honest participants and additional 20% **sign-randomizing** adversaries. Adversaries omitted.

Framework	1	2	3	4	5	6	7	8	9	10
RFFL	92	92	94	91	92	93	92	92	92	92
FedAvg	10	10	10	10	10	10	10	10	10	10
FoolsGold	11	11	11	11	11	11	11	11	11	11
Multi-Krum	10	10	10	10	10	10	10	10	10	10
SignSGD	9	9	9	9	9	9	9	9	9	9
Median	1	1	1	1	1	1	1	1	1	1
Standalone	92	93	93	92	92	92	92	93	92	92

example, too small a r_{th} might allow low-contribution participant(s) to sneak into the federated system without being detected. On the contrary, too large a r_{th} might isolate too many participants to achieve meaningful collaboration. In our experiments, we empirically search for the most suitable values via grid search.

Fairness in heterogeneous settings. Sharing model updates is typically limited only to homogeneous FL settings *i.e.*, the same model architecture across all participants. In heterogeneous settings however, participants may train different types of local models. Therefore, instead of sharing model updates, participants can share model predictions on the unlabelled public dataset (Sun and Lyu 2020). In the context of heterogeneous FL, the main algorithm proposed in this work is still applicable. The server can quantify the reputation of each participant based on their predictions, and then allocate the aggregated predictions accordingly, thus achieving fairness.

Conclusion

We propose a framework termed as Robust and Fair Federated Learning (RFFL) to address *collaborative fairness* and *robustness* against Byzantine adversaries and free-riders. RFFL achieves these two goals by introducing reputations and iteratively evaluating the contribution of each participant in the federated learning system. Extensive experiments on various datasets demonstrate that our RFFL achieves accuracy comparable to FedAvg and better than the *Standalone* framework, and is robust against various types of adversaries

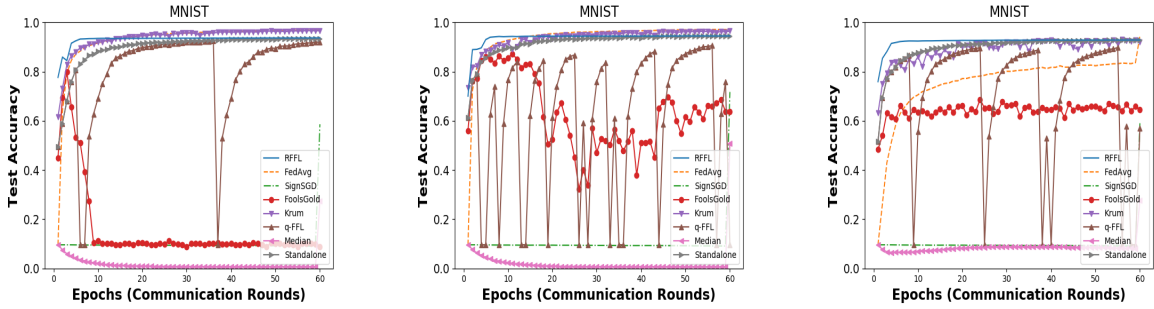


Figure 1: Best participant test accuracy for the 10-participant case for MNIST under three data splits, *i.e.*, from left to right {uniform, powerlaw, classimbalance}.

Table 8: Individual test accuracies [%] over MNIST uniform split with 10 honest participants and additional 20% **re-scaling** adversaries. Adversaries omitted.

Framework	1	2	3	4	5	6	7	8	9	10
RFFL	93	93	94	92	92	94	94	93	93	92
FedAvg	10	10	10	10	10	10	10	10	10	10
FoolsGold	10	10	10	10	10	10	10	10	10	10
Multi-Krum	10	10	10	10	10	10	10	10	10	10
SignSGD	50	58	62	58	59	64	66	57	57	57
Median	11	10	39	28	20	40	48	27	35	28
Standalone	92	93	93	92	92	92	92	93	92	92

Table 9: Individual test accuracies [%] over MNIST uniform split with 10 honest participants and additional 20% **value-inverting** adversaries. Adversaries omitted.

Framework	1	2	3	4	5	6	7	8	9	10
RFFL	92	93	94	92	92	93	93	93	93	92
FedAvg	9	9	9	9	9	9	9	9	9	9
FoolsGold	8	8	8	8	8	8	8	8	8	8
Multi-Krum	17	17	17	17	17	17	17	17	17	17
SignSGD	9	9	9	9	9	9	9	9	9	9
Median	1	1	1	1	1	1	1	1	1	1
Standalone	92	93	93	92	92	92	92	93	92	92

under varying experimental settings. The empirical results suggest that our framework is versatile and works well under non-I.I.D data distribution, and hence fits for a wider class of applications.

References

Barreno, M.; Nelson, B.; Joseph, A. D.; and Tygar, J. D. 2010. The security of machine learning. *Machine Learning* 81(2): 121–148.

Bernstein, J.; Zhao, J.; Azizzadenesheli, K.; and Anandkumar, A. 2019. signSGD with majority vote is communication efficient and fault tolerant. In *ICLR*.

Biggio, B.; Nelson, B.; and Laskov, P. 2011. Support vector machines under adversarial label noise. In *Asian conference on machine learning*, 97–112.

Blanchard, P.; Guerraoui, R.; Stainer, J.; et al. 2017. Machine learning with adversaries: Byzantine tolerant gradient descent. In *Advances in Neural Information Processing Systems*, 119–129.

Cummings, R.; Gupta, V.; Kimpara, D.; and Morgenstern, J. 2019. On the compatibility of privacy and fairness. In *Adjunct Publication of the 27th Conference on User Modeling, Adaptation and Personalization*, 309–315.

Fung, C.; Yoon, C. J.; and Beschastnikh, I. 2018. Mitigating sybils in federated learning poisoning. *arXiv preprint arXiv:1808.04866*.

Gollapudi, S.; Kollias, K.; Panigrahi, D.; and Pliatsika, V. 2017. Profit Sharing and Efficiency in Utility Games. In *ESA*, 1–16.

Jagielski, M.; Kearns, M.; Mao, J.; Oprea, A.; Roth, A.; Sharifi-Malvajerdi, S.; and Ullman, J. 2018. Differentially private fair learning. *arXiv preprint arXiv:1812.02696*.

Kairouz, P.; McMahan, H. B.; Avent, B.; Bellet, A.; Bennis, M.; Bhagoji, A. N.; Bonawitz, K.; Charles, Z.; Cormode, G.; Cummings, R.; et al. 2019. Advances and open problems in federated learning. *arXiv preprint arXiv:1912.04977*.

Kim, Y. 2014. Convolutional neural networks for sentence classification. *arXiv preprint arXiv:1408.5882*.

Krizhevsky, A.; Hinton, G.; et al. 2009. Learning multiple layers of features from tiny images. Technical report, University of Toronto.

LeCun, Y.; Bottou, L.; Bengio, Y.; and Haffner, P. 1998. Gradient-based learning applied to document recognition. *Proceedings of the IEEE* 86(11): 2278–2324.

Li, T.; Sahu, A. K.; Talwalkar, A.; and Smith, V. 2019. Federated learning: Challenges, methods, and future directions. *CoRR*, arXiv:1908.07873.

Li, T.; Sanjabi, M.; and Smith, V. 2020. Fair resource allocation in federated learning. In *ICLR*.

Li, X.; Huang, K.; Yang, W.; Wang, S.; and Zhang, Z. 2020. On the Convergence of FedAvg on Non-IID Data. In *International Conference on Learning Representations*. URL <https://openreview.net/forum?id=HJxNANvTDS>.

- Lingjuan Lyu, X. X.; and Wang, Q. 2020. Collaborative Fairness in Federated Learning. <https://arxiv.org/abs/2008.12161v1> .
- Lyu, L.; Yu, H.; and Yang, Q. 2020. Threats to Federated Learning: A Survey. *arXiv preprint arXiv:2003.02133* .
- Lyu, L.; Yu, J.; Nandakumar, K.; Li, Y.; Ma, X.; Jin, J.; Yu, H.; and Ng, K. S. 2020. Towards Fair and Privacy-Preserving Federated Deep Models. *IEEE Transactions on Parallel and Distributed Systems* 31(11): 2524–2541.
- McMahan, B.; Moore, E.; Ramage, D.; Hampson, S.; and y Arcas, B. A. 2017. Communication-efficient learning of deep networks from decentralized data. In *Artificial Intelligence and Statistics*, 1273–1282.
- Mohri, M.; Sivek, G.; and Suresh, A. T. 2019. Agnostic federated learning. In *International Conference on Machine Learning*, 4615–4625.
- Pang, B.; and Lee, L. 2005. Seeing stars: Exploiting class relationships for sentiment categorization with respect to rating scales. In *Proceedings of ACL*, 115–124.
- Regatti, J.; and Gupta, A. 2020. Befriending The Byzantines Through Reputation Scores. *arXiv preprint arXiv:2006.13421* .
- Richardson, A.; Filos-Ratsikas, A.; and Faltings, B. 2019. Rewarding High-Quality Data via Influence Functions. *arXiv preprint arXiv:1908.11598* .
- Shapley, L. S. 1953. A value for n-person games. *Contributions to the Theory of Games* 2(28): 307–317.
- Sim, R. H. L.; Zhang, Y.; Chan, M. C.; and Low, B. K. H. 2020. Collaborative Machine Learning with Incentive-Aware Model Rewards. In *ICML*.
- Stich, S. U. 2019. Local SGD converges fast and communicates little. In *7th International Conference on Learning Representations, ICLR 2019*.
- Stich, S. U.; Cordonnier, J. B.; and Jaggi, M. 2018. Sparsified SGD with memory. In *Advances in Neural Information Processing Systems*. ISSN 10495258.
- Sun, L.; and Lyu, L. 2020. Federated Model Distillation with Noise-Free Differential Privacy. *arXiv preprint arXiv:2009.05537* .
- Yang, Q.; Liu, Y.; Chen, T.; and Tong, Y. 2019a. Federated machine learning: Concept and applications. *ACM Transactions on Intelligent Systems and Technology (TIST)* 10(2): 1–19.
- Yang, Q.; Liu, Y.; Cheng, Y.; Kang, Y.; Chen, T.; and Yu, H. 2019b. *Federated Learning*. Morgan & Claypool Publishers.
- Yang, S.; Wu, F.; Tang, S.; Gao, X.; Yang, B.; and Chen, G. 2017. On Designing Data Quality-Aware Truth Estimation and Surplus Sharing Method for Mobile Crowdsensing. *IEEE Journal on Selected Areas in Communications* 35(4): 832–847.
- Yin, D.; Chen, Y.; Ramchandran, K.; and Bartlett, P. 2018. Byzantine-robust distributed learning: Towards optimal statistical rates. In *ICML*.
- Yu, H.; Liu, Z.; Liu, Y.; Chen, T.; Cong, M.; Weng, X.; Niyato, D.; and Yang, Q. 2020. A Fairness-aware Incentive Scheme for Federated Learning. In *Proceedings of the 3rd AAAI/ACM Conference on AI, Ethics, and Society (AIES-20)*, 393–399.
- Yu, H.; Yang, S.; and Zhu, S. 2019. Parallel Restarted SGD with Faster Convergence and Less Communication: Demystifying Why Model Averaging Works for Deep Learning. In *Proceedings of the AAAI Conference on Artificial Intelligence*. ISSN 2159-5399. doi:10.1609/aaai.v33i01.33015693.
- Zhang, Y.; Duchi, J. C.; and Wainwright, M. J. 2013. Communication-efficient algorithms for statistical optimization. *Journal of Machine Learning Research* ISSN 15324435.
- Zhao, L.; Wang, Q.; Zou, Q.; Zhang, Y.; and Chen, Y. 2019. Privacy-preserving collaborative deep learning with unreliable participants. *IEEE Transactions on Information Forensics and Security* 15: 1486–1500.

Convergence Analysis: Proof of Theorem 3

Theorem. *With the learning rate $\eta_t \rightarrow 0$, the i -th participant’s model \mathbf{w}_i in RFFL asymptotically converges to the server model \mathbf{w}_g in expectation. Formally,*

$$\lim_{t \rightarrow \infty} \mathbb{E}[\|\mathbf{w}_i^{(t)} - \mathbf{w}_g^{(t)}\|] = 0$$

Proof. Let $M = \max_{i \in R} \|\Delta \mathbf{w}_i^{(t)}\|$, $\forall i \in R$, $t \in [T]$, note $\mathbb{E}[M] \leq G$ by Assumption 4. M is introduced only for notational convenience.

$$\begin{aligned} \|\mathbf{w}_g^{(t)} - \mathbf{w}_i^{(t)}\| &\triangleq \|(\mathbf{w}_g^{(t-1)} + \eta_t \Delta \mathbf{w}_g^{(t)}) \\ &\quad - (\mathbf{w}_i^{(t-1)} + \eta_t \Delta \mathbf{w}_{*i}^{(t)} + \eta_t \Delta \mathbf{w}_i^{(t)})\| \\ LHS &\leq \|\mathbf{w}_g^{(t-1)} - \mathbf{w}_i^{(t-1)}\| \\ &\quad + \|\eta_t \Delta \mathbf{w}_g^{(t)} - \eta_t \Delta \mathbf{w}_{*i}^{(t)}\| + \|\eta_t \Delta \mathbf{w}_i^{(t)}\| \\ LHS &\leq \|\mathbf{w}_g^{(t-1)} - \mathbf{w}_i^{(t-1)}\| + \eta_t M + \eta_t M \\ LHS &\leq \|\mathbf{w}_g^{(t-1)} - \mathbf{w}_i^{(t-1)}\| + 2\eta_t M \\ &\leq \|\mathbf{w}_g^{(t-2)} - \mathbf{w}_i^{(t-2)}\| \\ &\quad + 2\eta_t * \eta_{t-1} M + 2\eta_{t-1} M \leq \dots \\ LHS &\leq \|\mathbf{w}_g^{(0)} - \mathbf{w}_i^{(0)}\| + 2M \sum_{j \in [t]} \prod_{k \in [j]} \eta_{t-k} \end{aligned}$$

$$\mathbb{E}[\|\mathbf{w}_i^{(t)} - \mathbf{w}_g^{(t)}\|] \leq 2\mathbb{E}[M] \sum_{j \in [t]} \prod_{k \in [j]} \eta_{t-k}$$

$$\lim_{t \rightarrow \infty} \mathbb{E}[\|\mathbf{w}_i^{(t)} - \mathbf{w}_g^{(t)}\|] \leq 2G \lim_{t \rightarrow \infty} \sum_{j \in [t]} \prod_{k \in [j]} \eta_{t-k} = 0$$

The first inequality is derived by rearranging the terms and applying the triangle inequality; the second and third inequalities use the maximum l_2 -norm defined above; the fourth inequality is by expanding the recursive formula; the fifth inequality is by collecting the terms involving M ; the sixth inequality is due to the same initialization so $\|\mathbf{w}_g^{(0)} - \mathbf{w}_i^{(0)}\| = 0$ and taking expectation on both sides; and the last inequality is by taking limit of t and using the fact that $\eta_t \rightarrow 0$. \square

Additional Experimental Results

Experimental Setup

Imbalanced dataset sizes. For CIFAR-10, we follow power law to randomly partition total $\{10000, 20000\}$ examples among $\{5, 10\}$ participants respectively. For MR (SST), we follow a power law to randomly partition 9596 (8544) examples among 5 participants.

Model and Hyper-Parameters. We describe the model architectures as follows. A standard 2-layer CNN model for MNIST, a standard 3-layer CNN for CIFAR-10 and the text CNN model and the embedding space for MR and SST due to (Kim 2014). We provide the framework-independent hyperparameters used for different datasets in Table 10. Some

framework-dependent hyperparameters are listed as follows. RFFL: reputation fade coefficient $\alpha = 0.8$ and reputation threshold $r_{th} = \frac{1}{3}|R|$. q -FFL: fairness coefficient $q = 0.1$ and participants sampling ratio $K = 0.8$; SignSGD: momentum coefficient $\beta = 0.8$ and parameter weight decay $\lambda = 0.977$. FoolsGold: confidence $K = 1$. Multi-Krum: participant clip ratio is 0.2. For the hyperparameters, we either use the default values introduced in their respective papers or apply grid search to empirically find the values.

Table 10: Framework-independent Hyperparameters. Batch size B , learning rate η , learning rate decay γ , total communication rounds/epochs T , local epochs E . Note that for experiments with more than 5 participants for MNIST and CIFAR-10, the learning rate η is 0.25 and 0.025, respectively

Dataset	B	$\eta(\gamma)$	$T(E)$
MNIST	16	0.15 (0.977)	60 (1)
CIFAR-10	64	0.015 (0.977)	200 (1)
MR	128	1e-4 (0.977)	100 (1)
SST	128	1e-4 (0.977)	100 (1)

Runtime Statistics, Hardware and Software. We conduct our experiments on a machine with 12 cores (Intel(R) Xeon(R) CPU E5-2650 v4 @ 2.20GHz), 110 GB RAM and 4 GPUs (P100 Nvidia). Execution time for the experiments including only RFFL (all) frameworks: for MNIST (10 participants) approximately 0.6 (0.7) hours; for CIFAR-10 (10 participants) approximately 0.7 (4.3) hours; for MR and SST (5 participants) approximately 1.5 (2) hours.

Our implementation mainly uses PyTorch, torchtext, torchvision and some auxiliary packages such as Numpy, Pandas and Matplotlib. The specific versions and package requirements are provided together with the source code. To reduce the impact of randomness in the experiments, we adopt several measures: fix the model initializations (we initialize model weights and save them for future experiments); fix all the random seeds; and invoke the deterministic behavior of PyTorch. As a result, given the same model initialization, our implementation is expected to produce consistent results on the same machine over experimental runs.

Experimental Results

Comprehensive experimental results below demonstrate that RFFL is the *only* framework which performs consistently well over all the investigated situations, though may not perform the best in all of them. In practice, it is impossible to have prior knowledge of the type of adversaries, so we believe that a reasonable solution is a framework that is robust in the general sense and *not* only specific to a particular class of adversaries as investigated by the prior works.

5-participant Case for MNIST and CIFAR-10. We include the fairness and accuracy results for the 5-participant case for MNIST and CIFAR-10 under the three data splits in Table 11 and Table 12, respectively.

Free-riders. For better illustration and coherence, we include here the experimental results together with the participants’ reputation curves. Table 13 demonstrates the performance results for 20% free-riders in the 10-participant case

for MNIST over ‘uniform’ split. Figure 2 demonstrates the reputations of the participants. It can be clearly observed that free-riders are isolated from the federated system at the early stages of collaboration (within 5 rounds).

Table 11: Fairness [%] of RFFL, FedAvg and q -FFL, with 5 participants for MNIST and CIFAR-10 under different data splits: {uniform (UNI), powerlaw (POW), classimbalance (CLA)}.

Framework	MNIST			CIFAR-10		
	UNI	POW	CLA	UNI	POW	CLA
<i>RFFL</i>	85.12	98.45	99.64	95.99	99.58	99.93
<i>FedAvg</i>	20.27	95.10	55.86	16.92	84.76	86.20
<i>q-FFL</i>	59.69	21.91	54.73	29.55	-55.8	4.82

Table 12: Maximum Accuracy [%] of RFFL, FedAvg, q -FFL and the *Standalone* framework, with 5 participants for MNIST and CIFAR-10 under different data splits: {uniform (UNI), powerlaw (POW), classimbalance (CLA)}.

Framework	MNIST			CIFAR-10		
	UNI	POW	CLA	UNI	POW	CLA
<i>RFFL</i>	94.78	94.81	92.47	49.3	52.82	46.46
<i>FedAvg</i>	96.28	96.16	92.15	56.41	59.48	48.59
<i>q-FFL</i>	95.13	85.24	54.22	19.29	10	10
<i>Standalone</i>	93.46	94.52	91.91	47.32	52.74	45.21

Adversarial Experiments with the ‘powerlaw’ Split.

We conduct experiments with adversaries under two data splits, the ‘uniform’ split and the ‘powerlaw’ split. We have included the experimental results with respect to the ‘uniform’ split in the main paper and supplement here the experimental results with respect to the ‘powerlaw’ split. Table 14, Table 15, Table 16, Table 17 and Table 18 show the respective results for the targeted poisoning adversaries, three untargeted poisoning adversaries and free-riders.

Adversarial Experiments with Adversaries as the Majority. For extension, we also conduct experiments by increasing the number of adversaries to test RFFL’s Byzantine tolerance. Our experimental results in Table 6, Table 19, Table 20, Table 21, and Table 22 demonstrate that RFFL consistently achieves competitive performance over various types of adversaries even when the adversaries are the majority in the system.

Table 13: Individual test accuracies [%] over MNIST ‘uniform’ split with 10 honest participants and additional 20% **free-riders**. Free-riders omitted.

Framework	1	2	3	4	5	6	7	8	9	10
RFFL	92	93	94	92	93	93	91	92	93	92
FedAvg	97	97	97	97	97	97	97	97	97	97
FoolsGold	11	11	10	11	10	10	11	11	10	11
Multi-Krum	61	61	64	57	60	62	62	60	62	57
SignSGD	9	9	9	9	9	9	9	9	9	9
Median	1	1	1	1	1	1	1	1	1	1
Standalone	92	93	93	92	92	92	93	93	92	92

Table 14: Maximum accuracy [%], Attack success rate [%] and Target accuracy [%] over MNIST ‘powerlaw’ split with 10 honest participants and additional 20% **label-flipping** adversaries.

Framework	Max accuracy	Attack success rate	Target accuracy
RFFL	95.01	0	98.70
FedAvg	97.22	0.20	98.80
SignSGD	9.11	41.90	18.80
FoolsGold	9.80	0	0.00
Multi-Krum	96.13	0	98.90
Median	0.09	0.20	0.20

Table 15: Individual test accuracies [%] over MNIST ‘powerlaw’ split with 10 honest participants and additional 20% **sign-randomizing** adversaries. Adversaries omitted.

Framework	1	2	3	4	5	6	7	8	9	10
RFFL	86	88	91	92	93	93	94	94	95	94
FedAvg	97	97	97	97	97	97	97	97	97	97
SignSGD	9	9	9	9	9	9	9	9	9	9
FoolsGold	80	78	81	83	84	86	86	87	87	88
Multi-Krum	96	96	96	96	96	96	96	96	96	97
Median	1	1	1	1	1	1	1	1	1	1
Standalone	72	83	90	91	93	93	93	94	94	94

Table 16: Individual test accuracies [%] over MNIST ‘powerlaw’ split with 10 honest participants and additional 20% **re-scaling** adversaries. Adversaries omitted.

Framework	1	2	3	4	5	6	7	8	9	10
RFFL	86	88	92	92	93	93	94	94	95	94
FedAvg	10	10	10	10	10	10	10	10	10	10
SignSGD	9	9	9	9	9	9	9	9	9	9
FoolsGold	93	93	93	93	93	93	93	93	93	93
Multi-Krum	10	10	10	10	10	10	10	10	10	10
Median	1	1	1	1	1	1	1	1	1	1
Standalone	72	83	90	91	93	93	93	94	94	94

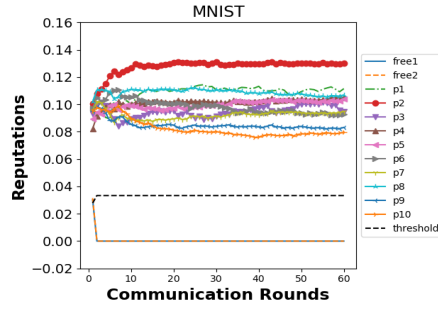
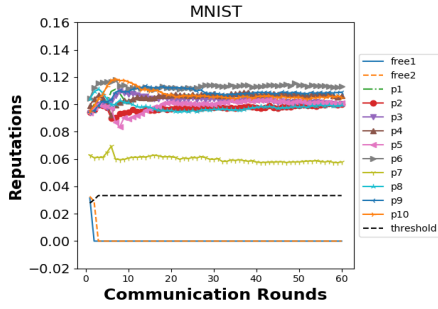


Figure 2: Reputations of the participants including free-riders for the ‘uniform’ (left) and ‘powerlaw’ (right) splits in RFFL. The two free-riders are very quickly assigned with reputations lower than the reputation threshold and thus can be identified and removed by the system.

Table 17: Individual test accuracies [%] over MNIST ‘powerlaw’ split with 10 honest participants and additional 20% **value-inverting** adversaries. Adversaries omitted.

Framework	1	2	3	4	5	6	7	8	9	10
RFFL	73	83	91	91	93	93	94	94	95	94
FedAvg	10	10	10	10	10	10	10	10	10	10
SignSGD	9	9	9	9	9	9	9	9	9	9
FoolsGold	10	10	10	10	10	10	10	10	10	10
Multi-Krum	9	9	9	9	9	9	9	9	9	9
Median	0	0	0	0	0	0	0	0	0	0
Standalone	72	83	90	91	93	93	93	94	94	94

Table 18: Individual test accuracies [%] over MNIST ‘powerlaw’ split with 10 honest participants and additional 20% **free-riders**. Adversaries omitted.

Framework	1	2	3	4	5	6	7	8	9	10
RFFL	86	89	90	92	93	93	94	94	95	95
FedAvg	97	97	97	97	97	97	97	97	97	97
SignSGD	9	9	9	9	9	9	9	9	9	9
FoolsGold	10	10	10	9	10	10	11	11	10	10
Multi-Krum	53	57	58	58	55	53	56	59	58	61
Median	1	1	1	1	1	1	1	1	1	1
Standalone	72	83	90	91	92	93	93	94	94	94

Table 19: Individual test accuracies [%] over MNIST ‘uniform’ split with 10 honest participants and additional 110% **sign-randomizing** adversaries. 10 honest participants with 11 adversaries.

Framework	1	2	3	4	5	6	7	8	9	10
RFFL	93	93	94	91	92	93	93	92	92	92
FedAvg	96	96	96	96	96	96	96	96	96	96
SignSGD	9	9	9	9	9	9	9	9	9	9
FoolsGold	61	58	64	60	62	66	54	58	60	58
Multi-Krum	95	94	96	95	96	95	96	95	95	95
Median	1	1	1	1	1	1	1	1	1	1
Standalone	92	93	93	92	92	93	92	93	92	92

Table 20: Individual test accuracies [%] over MNIST ‘uniform’ split with 10 honest participants and additional 110% **re-scaling** adversaries. 10 honest participants with 11 adversaries.

Framework	1	2	3	4	5	6	7	8	9	10
RFFL	93	92	94	92	93	93	93	92	93	93
FedAvg	10	10	10	10	10	10	10	10	10	10
SignSGD	9	9	9	9	9	9	9	9	9	9
FoolsGold	11	11	11	11	11	11	11	11	11	11
Multi-Krum	10	10	10	10	10	10	10	10	10	10
Median	93	93	93	93	93	93	93	93	93	93
Standalone	92	93	93	92	92	92	92	93	92	92

Table 21: Individual test accuracies [%] over MNIST ‘uniform’ split with 10 honest participants and additional 110% **value-inverting** adversaries. 10 honest participants with 11 adversaries.

Framework	1	2	3	4	5	6	7	8	9	10
RFFL	93	92	94	92	93	93	93	92	93	93
FedAvg	9	9	9	9	9	9	9	9	9	9
SignSGD	9	9	9	9	9	9	9	9	9	9
FoolsGold	10	10	10	10	10	10	10	10	10	10
Multi-Krum	18	18	18	18	18	18	18	18	18	18
Median	9	9	9	9	9	9	9	9	9	9
Standalone	92	93	93	92	92	92	92	93	92	92

Table 22: Individual test accuracies [%] over MNIST ‘uniform’ split with 10 honest participants and additional 110% **free-riders**. 10 honest participants and 11 free-riders.

Framework	1	2	3	4	5	6	7	8	9	10
RFFL	92	94	93	92	92	93	93	93	92	92
FedAvg	97	97	97	97	97	97	97	97	97	97
SignSGD	9	9	9	9	9	9	9	9	9	9
FoolsGold	10	10	10	10	10	10	10	10	10	10
Multi-Krum	51	52	45	46	41	47	43	46	47	47
Median	1	1	1	1	1	1	1	1	1	1
Standalone	92	93	93	92	92	92	92	93	92	92