



Subject Areas:

Reproducibility, artificial intelligence

Keywords:

Scientific method, machine learning,
problem solving methods

Author for correspondence:

Odd Erik Gundersen

e-mail: odderik@ntnu.no

The Fundamental Principles of Reproducibility

Odd Erik Gundersen

Department of Computer Science, Norwegian
University of Science and Technology, Trondheim,
Norway

TrønderEnergi AS, Trondheim, Norway

Reproducibility is a confused terminology. In this paper, I take a fundamental view on reproducibility rooted in the scientific method. The scientific method is analysed and characterised in order to develop the terminology required to define reproducibility. Further, the literature on reproducibility and replication is surveyed, and experiments are modeled as tasks and problem solving methods. Machine learning is used to exemplify the described approach. Based on the analysis, reproducibility is defined and three different types of reproducibility as well as four degrees of reproducibility are specified.

1. Introduction

I propose to consider the question "What is reproducibility?" As reproducibility is such a central concept in science, one would think that it would be clearly defined. However, this is not the case. Reproducibility is an elusive concept [1]. It has no single commonly agreed upon definition. Rather, it has many different, and each of these captures central, but different properties of it. In that regard, the situation is similar to the one in the parable of *the Blind Men and the Elephant*. Each blind man conceptualizes reproducibility by touching a part of it, and each of their descriptions are different as none of them describe the concept as a whole.

The lack of a definition of reproducibility is an issue when considering automating the scientific endeavour. This has been coined the next grand challenge for artificial intelligence (AI). Yolanda Gil [2] challenged the AI community in her Presidential address at AAAI 2020 to develop an AI that could be a co-author of a paper, capable of formulating research questions and generate novel contributions by 2040.

Hiroaki Kitano [3] goes one step further by proposing AI's that coordinate collaborating intelligent agents – both humans and computers – that endeavour in scientific discovery, and as such it could be a potential co-recipient of one of the Nobel prizes in science. A subtask then is to formulate the scientific method in such a way that computers can execute it. This means representing the tasks the scientific method is comprised of at the right abstraction level and implementing methods to solve them. In order to fully automate scientific discovery, we must make reproducibility tangible as well.

In order to analyse and understand reproducibility, it is viewed in the light of the scientific method. The scientific method is modeled and machine learning is used as an example to illustrate this model. Based on this, reproducibility is defined. The definition is general and applies to all sciences, despite relying on examples from machine learning. One might argue that I am just another blind man, as I analyze the concept of reproducibility through the lens of one research field. On the contrary, I will argue that computer science is no less than exactly the right lens to see and try to understand reproducibility through. An important aspect of computer science is to represent the world and develop step-by-step processes of how to solve problems on a computer. Given that computers let you to make more mistakes faster than any invention in human history, one has to be very precise and careful when describing the task it is to perform. Because of this, computer science has developed many tools for analysing and understanding the problem that is to be solved before solving it. Examples include UML [4] for visualising the design of computer systems, Petri nets [5] for the description of distributed systems and Behaviour trees [6] for modeling plan execution. Task modeling of problem solving [7,8] is of particular interests, as the scientific method can be described as a task and decomposed further into subtasks using problem solving methods. This work is build upon this when analysing reproducibility.

2. The Scientific Method and Machine Learning

The discussion and analysis of reproducibility requires a shared view on the scientific method. So, this section outlines a process view of it and provides an example from machine learning. The scientific method is designed to make structured observations of the world in order to ensure that our beliefs about the world are as certain as they can be. This is done through the testing of hypotheses that typically are proposed on the basis of a scientific theory. A hypothesis is a statement about the world that is either true or false, and it is tested by conducting an experiment. Reproducibility is about confirming the results of a past experiment by conducting a *reproducibility experiment*. Theories provides explanations of the natural world, and scientific theories are in addition falsifiable [9]. The scientific method is an empirical method, and Cohen [10] distinguishes between four different classes. Exploratory and assessment studies are conducted to identify and suggest possible hypotheses and are as such performed to provide input to the scientific method. Manipulation and observational studies test explicit and precise hypotheses.

Figure 1 illustrates a process view of the scientific method. An experiment documenting a deep learning neural network for image classification [11] is used as the example. The arrows in the figure indicate the sub-processes that the scientific method is comprised of. Each of the sub-processes are referred to with a number, and each sub-process is given a brief description below. The nouns that the arrows point at describe the outcomes of the sub-processes. These are the research artifacts. The ten sub-processes are:

- (i) *Observe the world to form beliefs about it:* We typically observe the world in an unsystematic and unstructured way, so that the observations have a sampling bias. Applying the scientific method helps reduce this bias. Exploratory and assessment studies are conducted to form these beliefs.

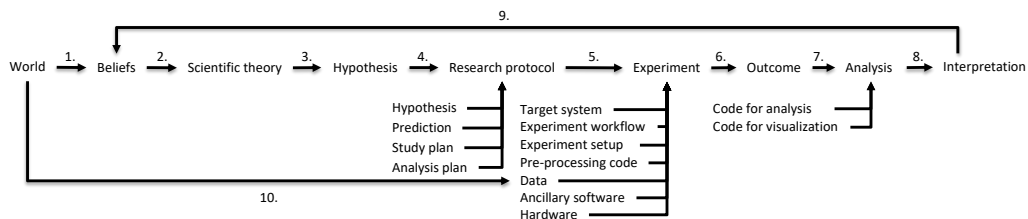


Figure 1. The scientific method as a ten step process: 1) observe the world to form beliefs about it; 2) explain causes and effects by forming a scientific theory; 3) formulate a genuine test of the theory; 4) design an experiment to test the theory; 5) implement the experiment; 6) conduct the experiment; 7) analyse the outcome; 8) interpret the analysis; 9) update beliefs according to the result; and 10) observe the world systematically.

- (ii) *Explain causes and effects by forming a scientific theory:* The scientific theory underlying the example is that deep neural networks are models of the brain, although simple ones, and as such intelligence could emerge from them [12,13].
- (iii) *Formulate a genuine test of the scientific theory as a hypothesis:* The hypothesis that is tested in the example is that the performance of biological inspired deep convolutional neural networks is competitive with human performance on computer vision benchmark tasks.
- (iv) *Design an experiment to test the hypothesis and document the experiment in a research protocol:* Ideally, research protocols documenting the experiments should be written ahead of them being conducted [14]. Experiment design has traditionally not been a very structured process in computer science. Often, making the research protocol and the experiment is an iterative process in which the experiment design, implementation and execution are done interchangeably. This could be considered HARKing or hypothesizing after results are known [15], which is not good practice.
- (v) *Implement the experiment so that it is ready to be conducted:* The target of research in a machine learning experiment is often a system or an algorithm such as the biologically inspired deep neural network architecture of the example. In figure 1 this is called the target system, and it is a piece of code that is written by the researchers themselves that has some potential properties that they want to test. The experiment has many more components, many of them are also code written by the researchers. Often, the collected data requires pre-processing. In the example, the raw images are translated, scaled, rotated and distorted. Hyperparameters, random seeds, the learning rate, the number of epochs and so on are configured in the experiment setup. Another piece of code could define the experiment workflow. Figure 1a in the example [11] illustrates the pre-processing workflow. Also, data must be gathered. In this case the data is compiled from six different computer vision benchmarking data-sets. Furthermore, the experiment must be run on some hardware, which in the example is a graphical processing units (GPU). Most experiments relies on ancillary software to run the experiment . Ancillary software includes but are not limited to the operating system and software libraries that simplifies the execution of the experiment.
- (vi) *Conduct the experiment to produce outcomes:* Conducting a machine learning experiment typically requires executing software on a computer without any input from the outside world except for the training and test data. The outcomes that are produced in the example are class labels for the images in the test data from the benchmarking data-sets.
- (vii) *Analyse the outcomes to make an analysis:* The analysis typically consists of visualisations of the outcomes and metrics that are computed based on the outcomes. In example, the analysis is to compute error rates and display them in tables.
- (viii) *Interpret the analysis:* The analysis has to be interpreted. In the example, the analysis of the outcomes show that computers have lower errors than humans on these tasks, which leads to the interpretation that deep convolutional neural networks are competitive with

humans on widely used computer vision benchmark tasks. This interpretation is the result of the experiment.

- (ix) *Update beliefs according to the interpretation*: Scientists update their beliefs based on trusted results and interpretations even if they are the exact opposite of previous beliefs. Surprising and counter-intuitive results might not be trusted immediately, but they could spur new and different experiments to increase the trust. Although the analysis (low errors by deep learning methods on visual benchmarking tasks) have been reproduced many times [16], the claim that deep learning achieves super-human performance is still debated [17].
- (x) *Observe the world systematically*: To be a trusted source of knowledge, experiments must be designed to remove biases. As many data-sets are biased [18], the bias can be reduced by conducting the experiment on several data-sets, similar to what is done in the example.

It is important to note that one can test a hypothesis without basing it on predictions made from a scientific theory. For example, one could test the hypothesis "all swans are white". No theory is needed here. So, the second sub-process *explain causes and effects* might be bypassed.

3. A Survey of Definitions

In this section, definitions of repeatability, replicability and reproducibility are reviewed. Table 1 presents a short overview of the papers that are surveyed. Different terms are used in these papers to describe the definitions. In order to compare the definitions a unified set of terms based on Figure 1 is used. A brief description of these follows:

Investigators: The investigators are those who conduct the experiment. Some definitions rely on whether the same or independent investigators perform the reproducibility experiment.

Experimental procedure: The experimental procedure is the sequence of operations that has to be done in order to conduct the experiment. It is typically outlined in a research protocol.

Implementation: This is the exact steps the investigators take to carry out the experimental procedures. In an ML experiment, the experimental procedure is encoded programmatically as source code. The source code encodes the behaviour of the target system, the experimental setup and the experimental workflow.

Ancillary software: Ancillary software is software that is used as part of the experiment, but is not implemented by the investigators. It includes but is not limited to the operating system, software libraries, software frameworks and software packages such as Matlab, and it captures one dimension of what constitutes a laboratory.

Hardware: Hardware is the tools and computers required to conduct the experiment and is the other dimension that constitutes a laboratory.

Observations: The systematic observation of the real world that are recorded as part of the experiment and stored as data. If any pre-processing of the data is done, it has to be pre-processed in the exact same way if the observations should be considered the same.

Outcome: In many experiments, the difference between the outcome and the observations is a subtle one as the outcome of some experiments is data. In such experiments, the observation is the recognition of an event in the real world and the outcome is the record of it. In a machine learning experiment on the other hand, the outcome is the output produced by the target system, such as the label given to images when classifying hand-written numbers.

Analysis: The analysis is done on the outcome, which could be to compute the error or visualize the outcome in charts and graphs.

Interpretation: The analysis is interpreted so that a conclusion can be reached. The conclusion constitutes the result of the experiment, and if it is conclusive, beliefs can be updated accordingly.

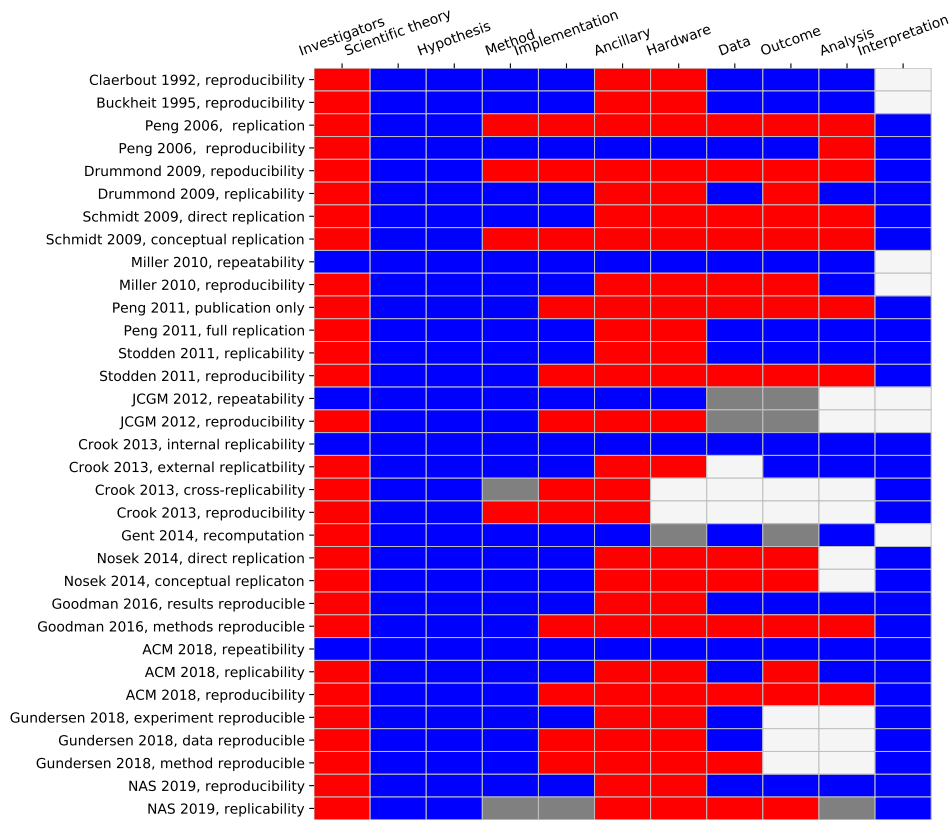


Figure 2. The color of each cell indicates what has to be kept the same (blue), similar (light grey), different (red) or not specified (white) between the original and the reproducibility experiments.

In the survey, definitions that require the reproducibility experiment to be conducted in same laboratory are interpreted as requiring the same hardware and ancillary software while definitions that refer to conducting the same experiment are interpreted as executing the same experimental setup, pre-processing workflow and target system on the same data.

Figure 2 presents the definitions from the surveyed papers and their interpretation as described by the terminology above. The first author and publication year of the paper is listed before the term that is defined by the authors. A term is considered more general the less variables that are kept fixed to *same*. According to the findings, the least general term is repeatability. The authors that define repeatability as fixing the most variables to *same* compared to the other definitions they make. From this survey, it is clear that repeatability means that the same investigators conduct the same experiment under the same conditions over again.

It is not always clear what is meant by results. For example, what exactly is meant by re-create the results in a publication when rerunning simulation software as specified in internal replicability by Crook et al. [30]? Do they mean that results are re-created if the outcome produced by the simulator is be exactly the same for the reproducibility experiment? It could also mean that the analysis of the outcome should be the same or that the same conclusion can be drawn from the interpretation of the analysis. In this analysis, the three terms outcome, analysis and interpretation are used to distinguish between different results. The term result of an experiment is reserved to be the conclusion that is drawn based on the interpretation of the analysis. Most of the surveyed definitions require that results or claims to be confirmed, which is interpreted as at least interpretations having to be the same.

Reference	Definition
Clairbout and Karrenbach [19] and Schwab [20]	Reproducibility is the ability to recalculate a figure from data, parameters and programs.
Buckheit and Donoho [21]	Reproducibility is the ability to run software that produced figures.
Peng et al. [22]	Replication is confirming scientific evidence by multiple independent investigators using independent data, analytical methods, laboratories, and instruments and reproducibility is independent investigators subjecting the original data to their own analyses and interpretations.
Drummond [23]	"Reproducibility requires changes; replicability avoids them."
Schmidt [24]	Distinguishes between two fundamental levels of replication: 1) the narrow bounded notion that is a repetition of experimental procedures, and 2) a wider notion of replication that is a test of a hypothesis or a result of earlier research with different methods.
Miller [25] and Currie and Svehla [26]	Repeatability is when the same team repeats the same experiment in the same lab and reproducibility is the when another team performs the same experiment in a different lab.
Peng [27]	Reproducibility spectrum that goes from not reproducible to gold standard depended on whether code and data are shared and executable.
Stodden [28]	Replication is the regeneration of published results from author-provided code and data while reproducibility is a more general term.
JGCM ¹ [29]	Repeatability is to keep conditions the same, while reproducibility is to change conditions of the experiment.
Crook et al. [30]	Distinguish between three different types of replication and reproducibility (related to simulations).
Gent and Kotthoff [31,32]	Recomputation is to re-execute an computational experiment in the same environment using virtual machines containing the complete experiments.
Nosek and Lakens [33]	Direct replication is the attempt to duplicate the conditions and procedures that existing theory and evidence anticipate as necessary for obtaining the effect. Reproducibility is establishing the validity of the reported findings with new data
Goodman et al. [34]	Proposes new terminology, methods reproducibility, results reproducibility and inferential reproducibility, instead of using reproducibility and replication.
ACM ² [35]	Defines repeatability, replicability and reproducibility for computational experiments along the two dimensions team and experimental setup.
Gundersen and Kjensmo [36]	Define three degrees of reproducibility based on which documentation is shared with independent researchers.
NAS ³ [37]	Define reproducibility to mean computational reproducibility and replicability to mean obtaining consistent results across studies answering the same scientific questions.

Table 1. A brief overview of the papers that are surveyed.

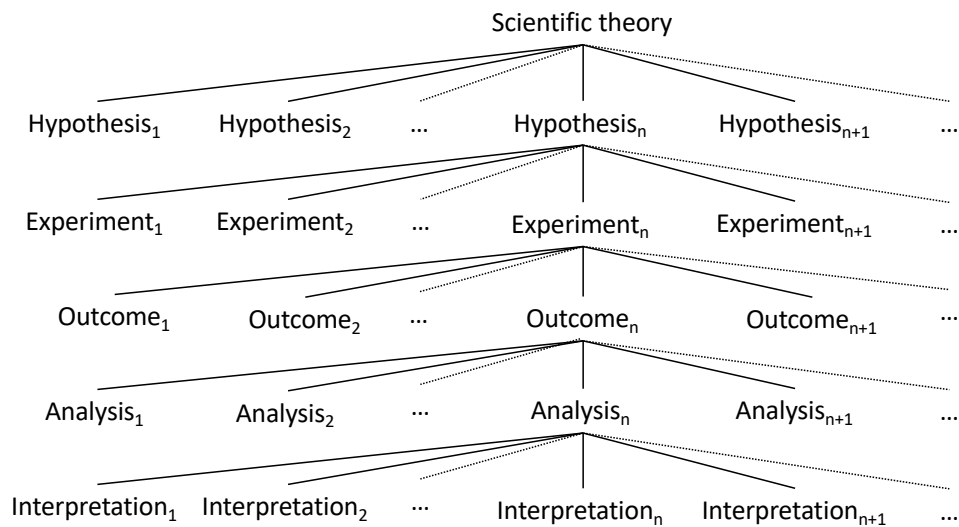


Figure 3. The relationship between the concepts used for explaining the scientific method as a process.

Drummond [23], Stodden [28], Crook [30], Peng [27], ACM [35] and NAS [37] define both the term reproducibility and the term replication. Except for Peng [27] and NAS [37], reproducibility is defined as the more general term. Based on this it seems that the consensus is that reproducibility is the more general term. When only using one term to describe different degrees of reproducibility or replication, the authors Schmidt [24] and Nosek [33] use replication while Goodman et al. [34] and Gundersen and Kjensmo [36] use reproducibility.

Crook [30] define three different degrees of replication in addition to reproducibility, while Goodman et al. [34] and Gundersen and Kjensmo [36] propose three different degrees of reproducibility. They do not seem to agree much on the different levels.

Except for the definitions of indirect replication, as provided by Schmidt [24] and Nosek [33], and reproducibility as described by Drummond [23], all definitions of reproducibility and replication are related to conducting an experiment with the same or similar experimental procedure over again with different degrees of variation of conditions. Indirect replication and Drummond's interpretation of reproducibility are about strengthening of the belief in hypotheses and scientific theories, which seems to collide with the notion of reproduce and copy that are the main terms used for describing reproduce and replicate. Hence, they seem to resemble corroboration more than reproducibility or replication.

4. On the Difference between Corroboration and Reproducibility

According to Merriam-Webster's dictionary corroborate is *to support with new evidence or make more certain* and reproduce is *to produce again or make a copy of*. While reproducibility is to produce again or make a copy, corroboration is related to gathering new evidence and make more certain. Corroboration is a more general term than reproducibility. Reproducibility is related to experiments, while theories and hypotheses can only be corroborated.

A theory is a concept or a belief and hence it does not have any physical manifestations. However, whether it is correct or not can be tested by formulating multiple hypotheses as shown in Figure 3. Consider Einstein's general theory of relativity [38]. The theory has been tested by formulating many different hypotheses including the deflection of light by the Sun [39] and galaxies acting as a gravitational lenses [40].

Each new hypothesis formulated on basis of a theory that are supported by rigorous testing adds evidence to the correctness of the theory; the theory is corroborated if supported by new

hypotheses. Hypothetically, one could imagine that there exist a finite amount of hypotheses that could be formulated to test a theory. Further, we could imagine that these hypotheses are formulated and experiments that test these hypotheses are designed and conducted. The outcomes of these experiments are analysed and interpreted. In the case where everyone agree that all the interpretations support the theory, we would have to consider the theory true as all evidence lead to this conclusion. There is no more evidence that can be produced to support the theory. Reproducing the results of any of the proposed experiments will not add any additional evidences supporting the theory. A theory is not reproduced, only corroborated.

Hypotheses cannot be reproduced either. A hypothesis is corroborated by designing new and different experiments that test the hypothesis as illustrated in Figure 3. Evidence is added when a new and different experiment supports the same hypothesis; the belief in the hypothesis is strengthened. Conducting the same experiment over again will not add new evidence to the correctness of the hypothesis. It will only strengthen the belief in the result of the experiment.

Conducting an experiment several times will however make us more certain that we draw the correct conclusion from the experiment. When conducted several times, the same experiment can produce many different outcomes as evident by how reproducibility and repeatability are defined in measurement theory [25]. However, this is not only restricted to measurements. Running the same experiment on a computer does not necessarily produce the same outcomes as discussed by Nagarajan [41]. Differences in outcomes could be caused by using different hardware architectures, operating systems, compiler settings [42], intentional stochasticity in algorithms, random number generator seeds and hardware, such as conducting the experiment on a graphics processing unit (GPU) as discussed by Henderson et al. [43]. A result can be analysed in many different ways by using different charts, performance metrics or error analyses and these can reveal different information that allows for different interpretation, which means that different investigators might interpret the analysis in different ways and thus reach different conclusions [34].

So, to conclude, our beliefs in scientific theories and hypotheses are strengthened with new evidence. Reproducing the results of an experiment will increase our trust in the conclusions we draw from the experiment. The belief in the hypothesis will not be strengthened by reproducing an experiment. New and different experiments are needed for that.

5. Experiments as Tasks

In recent years, end-to-end machine learning has become more or less synonym with AI. The reason is of course the advancement of deep neural networks and the impressive results that have been achieved. Deep learning was the main component in the AI's that beat top level human players of Atari [44], go, chess, shogi [45], poker [46] and Starcraft [47]. These systems are called end-to-end as they learn to play these games without human intervention. Deep models learn their own representation of the task to solve, and these representations are not easy for humans to fully understand and interpret [48]. During the 1980's and 1990's, AI was approached in a very different way. In expert systems, the expertise of the systems was formulated explicitly by humans. While this way of designing AI systems has some clear disadvantages, quite a lot of effort was put into formulate the components of expertise to develop AI systems that represented knowledge explicitly. One direction was to represent the knowledge as domain models, tasks and problem solving methods. Chandrasekaran [7] and Steels [8] provide introductions and summaries of how to represent this expertise.

I propose that tasks and problem solving methods could be utilised as a tool for analysing reproducibility. Here, I will use the terms *task* and *problem solving method* as specified by Öztürk et al. [49]. Tasks are characterised by their goal, input, output and a reference to the problem solving methods that complete them while problem solving methods are characterised by their input, output, the subtasks they decompose the parent task into and the control information. An experiment could be interpreted as a task with the goal of testing a specific hypothesis. A task can be completed by executing a problem solving method, and there might exist several

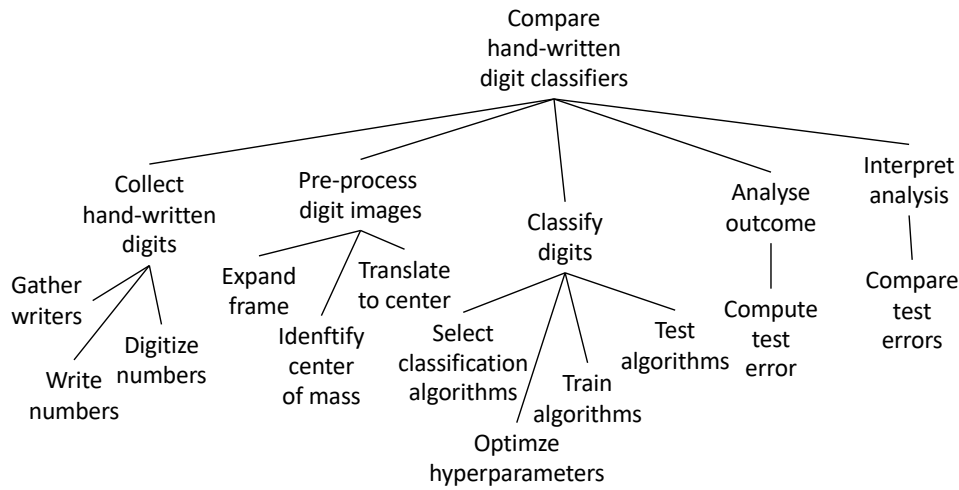


Figure 4. A simplified and naive task tree for an experiment comparing hand-written digit classifiers.

different problem solving methods that could achieve the same task. A problem solving method decomposes a task into sub-tasks, and it might specify control information such as the order the sub-tasks should be executed in or whether they are required or not for achieving the goal of the parent task. The resulting structure is a directed, acyclic graph of tasks and problem solving methods and the leaf nodes of this graph are problem solving methods, called actions, that are explicit algorithms for how to solve a task. Consider the generic task of designing an experiment. The input to the task would be the scientific theory and the hypothesis to be tested, and the output would be the research protocol containing the prediction, the study plan and the analysis plan in addition to the hypothesis. How exactly to come up with the outputs would be specified in a problem solving method decomposing the parent task into the subtasks make study plan, make analysis plan and make prediction. Control information could be that the study plan would have to be made before the analysis plan, but that the prediction could be done in parallel with the other tasks as it only depends on the scientific theory. Although the subtasks and problem solving methods clearly specify how to complete the top-most task, the actions describes the exact steps that must be taken to perform a task. The actions are implemented in a programming language so that they can be executed on a computer running on some hardware.

Figure 4 illustrates a naive and simplistic task tree that shows the task-decomposition of the classic experiment of comparing hand-written digits using the MNIST data-set [50]. Model comparison is a common empirical methodology in AI. Different AI methods or machine learning models are implemented to solve the same task, such as classifying hand-written digits as the numbers they represent. When comparing hand-written digit classifiers, one need to collect data. This can be done by gathering some writers, make them write the numbers on paper and digitise the numbers by making one image for each digit. Some pre-processing might be needed to improve performance. The subtasks specified in the figure are the same pre-processing steps as used to make the MNIST data-set. After pre-processing, the images are ready to be classified. First, however, some classification algorithms might be selected, these should be the state of the art and maybe a new or a variation of an algorithm proposed by the investigators. The algorithms must be trained, hyperparameters must be optimized and they are tested on the test data. In the MNIST experiment, the analysis is done by computing the test error although other performance metrics could be used, such as accuracy, F1-score and similar. The analysis is interpreted by comparing the test errors, and the lowest error indicate the best performing algorithm. The interpretation of the result will be used to update our beliefs as illustrated in figure 1.

A detailed research protocol could specify all tasks that are to be completed as part of an experiment and how to complete them by describing the more detailed steps, similar to a problem solving method. However, the amount of details that are needed to describe everything that is required to conduct a relatively complex experiment is huge, and this is not necessarily possible in writing. For example, according to Tian et al [51], who tried to reproduce the results achieved by AlphaGo [52] and Alpha Zero [45], several details were missing from the first paper that hindered them in achieving their goal. Sometimes a paper contains pointers to possible implementations of how a sub-task of the experiment could be implemented, but not necessarily exactly how it was implemented. Differences in implementations could lead to different results. For example, Henderson et al. [43] found that the result varied significantly for different implementations of *the same* algorithm. As a task can be achieved by different problem solving methods, which problem solving method exactly is selected to complete a task, could affect the result. For example, the problem solving method used for selecting which algorithms to compare could affect the result. Are the algorithms chosen based on whether they are the state of the art or because they are easiest for the researchers conducting the study to implement? Also, the order that tasks are executed in might affect the result, so the control information of a problem solving method is important as well. It is not obvious that the result would be the same if the order of the pre-processing sub-tasks *identify center of mass* and *translate to center* are switched in the MNIST example.

6. Reproducibility

In this section, reproducibility is defined. No distinction is made between reproducibility and replication, reflecting how Schmidt [24], Nosek [33], Goodman et al. [34] and Gundersen and Kjensmo [36] did not distinguish between the two concepts. Reproducibility is defined as follows:

Definition. *Reproducibility is the ability of independent investigators to draw the same conclusions from an experiment by following the documentation shared by the original investigators.*

Hence, reproducibility requires that another, independent team of investigators have to conduct the same experiment. This is contrasted with repeatability which is the ability of the same investigators to produce the same result when repeating an experiment. Also, an experiment is reproduced if the interpretation of the analysis leads to the same conclusions; the hypothesis that was supported by the original experiment is still supported after the independent investigators have conducted the same experiment. This means that results can be reproduced even when the outcome of the reproducibility experiment differ from the outcome of the original experiment, as long as the analysis can be interpreted in the same way and lead to the same conclusions. Similarly, the analysis can also be different as long as the interpretation of the analysis leads to the same conclusion. From this follows that there are three types of reproducibility:

Outcome reproducible: The outcome of the reproducibility experiment is the same as the outcome produced by the original experiment. When the outcome is the same, the same analysis and interpretation can be made, which leads to the same result and hence the hypothesis is supported by both experiments. The experiment is outcome reproducible.

Analysis reproducible: The outcome of the reproducibility experiment does not have to be the same as the outcome produced by the original experiment, but as long as the same analysis can be made and it leads to the same interpretation, the experiment is analysis reproducible.

Interpretation reproducible: Neither the outcome nor the analysis need to be the same as long as the interpretation of the analysis leads to the same conclusion. In this case the experiment is interpretation reproducible.

In cases where researchers do not agree on the interpretation of an analysis, the results are not conclusive and the hypothesis is neither supported nor refuted. There is no new evidence to

strengthen nor to weaken the belief that the hypothesis was formulated to test. New experiments must be conducted in order to decide whether the hypothesis should be supported or refuted.

A reproducibility experiment can only be conducted if some documentation of the original experiment is shared. The degree to which independent investigators can conduct the same experiment as the original investigators is dependent on how well the original investigators documented the experiment and how much of the documentation is shared with independent investigators. Here, documentation is interpreted in a broad sense and is not restricted to textual descriptions similar to how Gundersen and Kjensmo [36] interpreted documentation. They distinguish between three different types of documentation: text, code and data, and they propose to define reproducibility degrees based on which documentation types are shared with independent investigators. Following their lead, four reproducibility degrees are defined:

- R1 Description:** Only a textual description of the experiment is shared. The text could describe the experimental procedure, the target system and its behaviour, the implementation of the target system for example in form of pseudo code, the data collection procedure, the data, the outcome and the analysis and so on.
- R2 Code:** Code is shared in addition to the textual description of the experiment. The code could cover the target system, the workflow, data pre-processing, experiment configurations, visualization and analyses.
- R3 Data:** Data is shared in addition to the textual description of the experiment. The data could include training, validation and test sets as well as the outcome produced in the experiment.
- R4 Experiment:** The complete experiment is shared including data and code in addition to the textual description of the experiment.

Figure 5 illustrates which documentation is required for the four reproducibility degrees. A higher degree of reproducibility means that more documentation is shared which again means a higher degree of transparency. However, the more variability in the conditions of the experiment, the more certain one can be that the conclusion is correct. An experiment executed with the same code on the same data validates the hypothesis for specific code executed on specific data while a new implementation executed on different data generalizes the result to be independent of both code and data. So, a lower the degree of reproducibility means that reproduced results increase the generality of the results. See Gundersen et al. [53] for a discussion on the relationship between transparency and generality of results.

Reproducibility types and degrees can be used to classify reproducibility experiments. A reproducibility experiment could be classified as *OR4*, meaning that the outcomes were the same for the original experiment and the reproducible experiment and that the reproducibility experiment was conducted by independent investigators based on the text, code and data shared by the original investigators. *IR1* would mean that the interpretation of the analysis of the reproducibility experiment lead to the same conclusion as the original experiment and that the reproducibility experiment was conducted by the independent investigators based on the textual description of the original experiment that was shared by the original investigators.

It is easier to reimplement a part of the experiment in order to introduce some difference, than having to implement the whole experiment. Consider the task of comparing hand-written digit classifiers as illustrated in Figure 4. For someone conducting this experiment, full transparency would be to share all the code and data that was used to conduct the experiment as well as the text describing the experiment. The research protocol could be considered the task and problem solving methods, while the implemented experiment is the actions. One could imagine that some researchers were not able to share their code, but they could share the task and problem solving methods, and hence the exact way they conducted the experiment, but not the code that implemented it. This is basically what one seeks with the scientific article that describes the experiment. However, written language is not very precise and often there are limits to how long a scientific paper is allowed to be. Hence, written language is a poor replacement for code

	Text	Code	Data
R1 Description			
R2 Code			
R3 Data			
R4 Experiment			

Figure 5. The four reproducibility degrees R1 Description, R2 Code, R3 Data and R4 Experiment are defined by the types of documentation that is shared by the original investigators.

and higher level abstractions such as tasks and problem solving methods. If full transparency is provided, then one task, action or problem solving method can be reimplemented or changed to investigate whether the conclusion still is valid.

Running the same experiment in the same environment is not considered to introduce any variability and is hence interpreted as repeatability. Also, other investigators executing a program that encodes the same experiment on the same hardware means for computational sciences, as mentioned before, only that someone else pushes a button. This has little if any value. Reproducing an experiment by executing the same code and data on a different computer with different ancillary software introduce variability though.

7. Conclusion

I started out by asking "what is reproducibility?", and I have spent the rest of the article investigating this question. My strong belief is that this question could only be answered by understanding and describing how we discover knowledge by following the scientific method. I have not seen anyone else approach the concept of reproducibility like this before. This is quite surprising, as reproducibility is inherently related to experiments and the gold standard for conducting experiments is defined by the scientific method. I have tried to analyse and characterise the scientific method to identify the most relevant concepts and used these concepts to analyse the literature on reproducibility.

The literature on reproducibility do to a large degree agree that the same experiment is conducted as long as the same experimental method is followed. However, following the same method is not enough. An experiment is not reproduced unless the results are the same. So what is the same result then? The same result leads to the same conclusion. Hence, the hypothesis that was supported by the original experiment should be supported by the reproducibility experiment. A cause of confusion, however, is the usage of the term result. It seems to mean both the outcome generated from conducting the experiment as well as the interpretation of the analysis. I solved this by using the terms outcome, analysis and interpretation. The interpretation leads us to update our beliefs. Furthermore, reproducibility requires variation; a reproducibility experiment requires both sameness and difference. The sameness must at least be the same experimental methodology.

The analysis resulted in a new definition of reproducibility and three types of reproducibility. Furthermore, four reproducibility degrees that are specified based on which types of documentation that are shared by the original investigators were proposed. The more documentation that is shared, the easier it is for independent researchers to reproduce the results. The easier it is to reproduce results the faster knowledge can be discovered. The understanding of

reproducibility described here emphasizes that fast-paced and steady scientific progress require transparency and openness.

References

1. Plesser HE. 2018 Reproducibility vs. replicability: a brief history of a confused terminology. *Frontiers in neuroinformatics* **11**, 76.
2. Yolanda Gil. 2020 *Will AI Write the Scientific Papers of the Future?* Presidential Address, AAAI-2020, February 9, New York.
3. Kitano H. 2016 Artificial Intelligence to Win the Nobel Prize and Beyond: Creating the Engine for Scientific Discovery. *AI Magazine* **37**, 39–49.
4. Booch G. 2005 *The unified modeling language user guide*. Pearson Education India.
5. Rozenberg G, Engelfriet J. 1996 Elementary net systems. In *Advanced Course on Petri Nets* pp. 12–121. Springer.
6. Colledanchise M, Ögren P. 2018 *Behavior trees in robotics and AI: An introduction*. CRC Press.
7. Chandrasekaran B. 1990 Design problem solving: A task analysis. *AI magazine* **11**, 59–59.
8. Steels L. 1990 Components of expertise. *AI magazine* **11**, 28–28.
9. Popper K. 1963 *Conjectures and Refutations: The Growth of Scientific Knowledge*. Routledge.
10. Cohen PR. 1995 *Empirical methods for artificial intelligence* vol. 139. MIT press Cambridge, MA.
11. Ciregan D, Meier U, Schmidhuber J. 2012 Multi-column deep neural networks for image classification. In *2012 IEEE conference on computer vision and pattern recognition* pp. 3642–3649. IEEE.
12. Minsky M, Papert SA. 1988 *Perceptrons: An introduction to computational geometry*. MIT press.
13. Downing KL. 2015 *Intelligence emerging: adaptivity and search in evolving neural systems*. MIT Press.
14. Chambers CD. 2013 Registered reports: a new publishing initiative at Cortex. *Cortex* **49**, 609–610.
15. Kerr NL. 1998 HARKING: Hypothesizing after the results are known. *Personality and social psychology review* **2**, 196–217.
16. Zhao ZQ, Zheng P, Xu St, Wu X. 2019 Object detection with deep learning: A review. *IEEE transactions on neural networks and learning systems* **30**, 3212–3232.
17. Geirhos R, Temme CR, Rauber J, Schütt HH, Bethge M, Wichmann FA. 2018 Generalisation in humans and deep neural networks. In *Advances in neural information processing systems* pp. 7538–7550.
18. Torralba A, Efros AA. 2011 Unbiased look at dataset bias. In *CVPR 2011* pp. 1521–1528. IEEE.
19. Claerbout JF, Karrenbach M. 1992 Electronic documents give reproducible research a new meaning. In *Proceedings of the 62nd Annual International Meeting of the Society of Exploration Geophysics* New Orleans, USA. 25 to 29 October 1992.
20. Schwab M, Karrenbach N, Claerbout J. 2000 Making scientific computations reproducible. *Computing in Science & Engineering* **2**, 61–67.
21. Buckheit JB, Donoho DL. 1995 WaveLab and Reproducible Research. Technical report Stanford, CA.
22. Peng RD, Dominici F, Zeger SL. 2006 Reproducible Epidemiologic Research. *American Journal of Epidemiology* **163**, 783–789.
23. Drummond C. 2009 Replicability is not reproducibility: nor is it good science. *Proc. of the Evaluation Methods for Machine Learning Workshop at the 26th International Conference on Machine Learning, Montreal, Canada*.
24. Schmidt S. 2009 Shall we really do it again? The powerful concept of replication is neglected in the social sciences. *Review of general psychology* **13**, 90–100.
25. Miller J, Miller J. 2018 *Statistics and Chemometrics for Analytical Chemistry*. Pearson Education.
26. Currie LA, Svehla G. 1994 Nomenclature for the presentation of results of chemical analysis (IUPAC Recommendations 1994). *Pure and Applied Chemistry* **66**, 595–608.
27. Peng RD. 2011 Reproducible research in computational science. *Science* **334**, 1226–1227.
28. Stodden VC. 2011 Trust your science? Open your data and code. *Amstat News* pp. 21–22.
29. Joint committee for Guides in Metrology. 2012 *International vocabulary of metrology – Basic and general concepts and associated terms - 3rd edition with minor corrections*. https://www.bipm.org/utils/common/documents/jcgm/JCGM_200_2012.pdf.
30. Crook SM, Davison AP, Plesser HE. 2013 pp. 73–102. In *Learning from the Past: Approaches for Reproducibility in Computational Neuroscience*, pp. 73–102. New York, NY: Springer New York.

31. Gent IP. 2013 The recomputation manifesto. *CoRR*, *abs/1304.3674*.
32. Gent IP, Kotthoff L. 2014 Recomputation. org: Experiences of Its First Year and Lessons Learned. In *Utility and Cloud Computing (UCC), 2014 IEEE/ACM 7th International Conference* on pp. 968–973. IEEE.
33. Nosek BA, Lakens D. 2014 Registered Reports - A Method to Increase the Credibility of Published Results. *Social Psychology* **45**, 137–141.
34. Goodman SN, Fanelli D, Ioannidis JPA. 2016 What does research reproducibility mean?. *Science Translational Medicine* **8**, 341ps12–341ps12.
35. Association for Computing Machinery. 2018 *Artifact Review and Badging*. <https://www.acm.org/publications/policies/artifact-review-badging>.
36. Gundersen OE, Kjensmo S. 2018 State of the Art: Reproducibility in Artificial Intelligence. In *AAAI Conference on Artificial Intelligence*.
37. National Academies of Sciences E, Medicine et al.. 2019 *Reproducibility and replicability in science*. National Academies Press.
38. Einstein A. 1922 The general theory of relativity. In *The Meaning of Relativity* pp. 54–75. Springer.
39. Dyson FW, Eddington AS, Davidson C. 1920 A determination of the deflection of light by the Sun's gravitational field, from observations made at the total eclipse of May 29, 1919. *Philosophical Transactions of the Royal Society of London. Series A, Containing Papers of a Mathematical or Physical Character* **220**, 291–333.
40. Collett T, Oldham L, Smith R, Auger M, Westfall K, Bacon D, Nichol R, Masters K, Koyama K, Bosch R. 2018 A precise extragalactic test of General Relativity. *Science* **360**, 1342–1346.
41. Nagarajan, P. WGSP. (2019) The Impact of Nondeterminism on Reproducibility in Deep Reinforcement Learning.. Presented at the 2019 Workshop on Reproducible AI.
42. Hong SY, Koo MS, Jang J, Kim JEE, Park H, Joh MS, Kang JH, Oh TJ. 2013 An Evaluation of the Software System Dependency of a Global Atmospheric Model. *Monthly Weather Review* **141**, 4165–4172.
43. Henderson P, Islam R, Bachman P, Pineau J, Precup D, Meger D. 2018 Deep Reinforcement Learning That Matters. In *AAAI Conference on Artificial Intelligence*.
44. Mnih V, Kavukcuoglu K, Silver D, Rusu AA, Veness J, Bellemare MG, Graves A, Riedmiller M, Fidjeland AK, Ostrovski G et al.. 2015 Human-level control through deep reinforcement learning. *nature* **518**, 529–533.
45. Silver D, Hubert T, Schrittwieser J, Antonoglou I, Lai M, Guez A, Lanctot M, Sifre L, Kumaran D, Graepel T, Lillicrap T, Simonyan K, Hassabis D. 2018 A general reinforcement learning algorithm that masters chess, shogi, and Go through self-play. *Science* **362**, 1140–1144.
46. Brown N, Sandholm T. 2019 Superhuman AI for multiplayer poker. *Science* **365**, 885–890.
47. Vinyals O, Babuschkin I, Czarnecki WM, Mathieu M, Dudzik A, Chung J, Choi DH, Powell R, Ewalds T, Georgiev P et al.. 2019 Grandmaster level in StarCraft II using multi-agent reinforcement learning. *Nature* **575**, 350–354.
48. Lipton ZC. 2018 The mythos of model interpretability. *Queue* **16**, 31–57.
49. Öztürk P, Rosslund K, Gundersen OE. 2010 A multiagent framework for coordinated parallel problem solving. *Applied Intelligence* **33**, 132–143.
50. LeCun Y, Bottou L, Bengio Y, Haffner P. 1998 Gradient-based learning applied to document recognition. *Proceedings of the IEEE* **86**, 2278–2324.
51. Tian Y, Ma J, Gong Q, Sengupta S, Chen Z, Pinkerton J, Zitnick CL. 2019 Elf opengo: An analysis and open reimplement of alphazero. .
52. Silver D, Schrittwieser J, Simonyan K, Antonoglou I, Huang A, Guez A, Hubert T, Baker L, Lai M, Bolton A et al.. 2017 Mastering the game of Go without human knowledge. *Nature* **550**, 354.
53. Gundersen OE, Gil Y, Aha D. 2018 On Reproducible AI - Towards Reproducible Research, Open Science, and Digital Scholarship in AI Publications. *AI Magazine* **39**, 56–68.