

Nuclear Potential of Final State Nucleons and Nucleons Plus Pions in Lepton Nucleus Scattering

Arie Bodek^{a,*} and Tejin Cai^a

^aDepartment of Physics and Astronomy, University of Rochester,
Rochester, NY 14627 USA

E-mail: Bodek@pas.rochester.edu, tejinc@ur.rochester.edu

We summarize some of the results presented in two of our recent papers: "Removal Energies and Final State Interaction in Lepton Nucleus Scattering" Eur. Phys. J. C79 (2019) 293 (arXiv:1801.07875[nucl-th],) and "Comparison of optical potential for nucleons and Δ resonances", Eur. Phys. J. C80, (2020) 655 (arXiv:2004.00087 [hep-ph]). In addition we address comments made in a paper by U. Mosel, "Comment on "Comparison of optical potential for nucleons and Δ resonances", e-Print: arXiv:2007.10260 [nucl-th].

Within the impulse approximation, the modeling of the energy of final state leptons in electron and neutrino quasielastic and pion production processes on nuclear targets in the region of the Δ resonance depends on several parameters. These parameters include the removal energy of the initial state nucleon from the nucleus $\epsilon^{P,N}$, the potentials of electrons, nucleons and pions in the Coulomb field of the nucleus $|V_{eff}|$, and the kinetic energy dependent nuclear potential for final state nucleons (U_{opt}^{QE}) and for "nucleon plus pion" final states in the region of the Δ resonance which we refer to as U_{opt}^{Δ} . We extract these parameters from electron scattering data. The average removal energies $\epsilon^{P,N}$ are extracted from spectral functions measured in $ee'P$ experiments. $|V_{eff}|$ is extracted from comparisons of electron and positron scattering, and U_{opt}^{QE} and U_{opt}^{Δ} are extracted from the peak positions in the energy of final state electrons in QE scattering and pion production in the region of the $\Delta(1232)$ resonance .

Previous studies have shown that real part of the optical potential for a nucleon bound in $^{12}_6C$ at zero kinetic energy $U_{opt}^{P,N}(T=0) \approx 44$ MeV is larger than that for the $\Delta(1232)$ resonance $U_{opt}^{\Delta}(T=0) \approx 30$ MeV. We find the reverse at higher kinetic energies. For example at $T=100$ MeV we find a nucleon potential $U_{opt}^{P,N}(T=100\text{ MeV})=20\pm 5$ MeV and $U_{opt}^{\Delta}(T=100\text{ MeV})=30\pm 5$ MeV. A claim has been made (arXiv:2007.10260 [nucl-th]) that the our results are inconsistent with the $T=0$ values. However, our results are consistent for two reasons. First, theoretically the kinetic energy dependence of the Δ potential is flatter than that of the nucleon. Secondly, in our analysis the extracted U_{opt}^{Δ} values are the nuclear potential for "nucleon plus pion" final states in the region of the Δ resonances and therefore includes contributions from both resonance and non-resonance pion production processes. For Monte Carlo generators that only include the effects of Fermi motion and nuclear potentials, the relevant parameter is the effective nuclear potential for the "nucleon plus pion" final state.

40th International Conference on High Energy physics - ICHEP2020

July 28 - August 6, 2020

Prague, Czech Republic (virtual meeting)

*Speaker

1. Introduction

We summarize some of the results presented in two of our recent papers: "Removal Energies and Final State Interaction in Lepton Nucleus Scattering" Eur. Phys. J. C79 (2019) 293 (arXiv:1801.07875[nucl-th],) and "Comparison of optical potential for nucleons and Δ resonances", Eur. Phys. J. C80, (2020) 655 (arXiv:2004.00087 [hep-ph]). In addition we address comments made in a paper by U. Mosel, "Comment on "Comparison of optical potential for nucleons and Δ resonances", e-Print: arXiv:2007.10260 [nucl-th].

Within the impulse approximation, the modeling of the energy of final state leptons in electron and neutrino quasielastic and pion production processes on nuclear targets in the region of the Δ resonance depends on several parameters. These parameters include the removal energy of the initial state nucleon from the nucleus $\epsilon^{P,N}$, the potentials of electrons, nucleons and pions in the Coulomb field of the nucleus $|V_{eff}|$, and the kinetic energy dependent nuclear potential for final state nucleons (U_{opt}^{QE}) and for "nucleon plus pion" final states in the region of the Δ resonance which we refer to as U_{opt}^{Δ} . We extract these parameters from electron scattering data. The average removal energies $\epsilon^{P,N}$ are extracted from spectral functions measured in $ee'P$ experiments. $|V_{eff}|$ is extracted from comparisons of electron and positron scattering, and U_{opt}^{QE} and U_{opt}^{Δ} are extracted from the peak positions in the energy of final state electrons in QE scattering and pion production in the region of the $\Delta(1232)$ resonance. In this paper, U_{opt}^{QE} refers to the real part of the nucleon optical potential, and U_{opt}^{Δ} refers to the nuclear potential for the nucleon plus pion final state in the region of the Δ resonances. Therefore, it includes contributions from both the real part of the optical potential for resonance production and the nuclear potential for non-resonance pion production processes.

The energy conservation expressions for QE and for the production of a "nucleon plus pion" with invariant mass W in the region of the Δ resonance are :

$$\begin{aligned} \nu + E_i^{P,N} &= E_f & (1) \\ E_i^{P,N} &= M_{P,N} - \epsilon^{P,N} & (2) \\ E_f^P &= \sqrt{(\vec{k} + \vec{q}_3)^2 + M_P^2} + U_{opt}^{QE}(T^P) + |V_{eff}^P| \\ E_f^N &= \sqrt{(\vec{k} + \vec{q}_3)^2 + M_N^2} + U_{opt}^{QE}(T^N) \\ T^{P,N} &= E_f^{P,N} - M_{P,N} \\ E_f^{\Delta+} &= \sqrt{(\vec{k} + \vec{q}_3)^2 + W_{\Delta+}^2} + U_{opt}^{\Delta}(T^{\Delta+}) + |V_{eff}^{\Delta+}| \\ E_f^{\Delta 0} &= \sqrt{(\vec{k} + \vec{q}_3)^2 + W_{\Delta 0}^2} + U_{opt}^{\Delta}(T^{\Delta 0}) \\ T^{\Delta(+,0)} &= E_f^{\Delta(+,0)} - W_{\Delta(+,0)}, \end{aligned}$$

where ν is the energy transfer to the bound nucleon, M_P is the mass of the proton, M_N is the mass of the neutron, $W_{\Delta+,0}$ is the invariant mass of the "nucleon plus pion" final state in the region of the Δ resonance and $|V_{eff}^{\Delta+}| = |V_{eff}^P| = \frac{Z-1}{Z}|V_{eff}|$. Here $T^{\Delta(+,0)}$ is the kinetic energy of the resonance of mass $W_{\Delta(+,0)}$ after it leaves the nucleus and is in the same direction as $p_{f3}^{\Delta} = \vec{k} + \vec{q}_3$, where \vec{k} is the momentum of the initial state nucleon and \vec{q}_3 is the momentum transfer to the bound nucleon. For a Carbon nucleus we obtain, $|V_{eff}| = 3.1 \pm 0.25$ MeV, $\epsilon^P = 27.5 \pm 3$ MeV, $\epsilon^N = 30.1 \pm 3$ MeV.

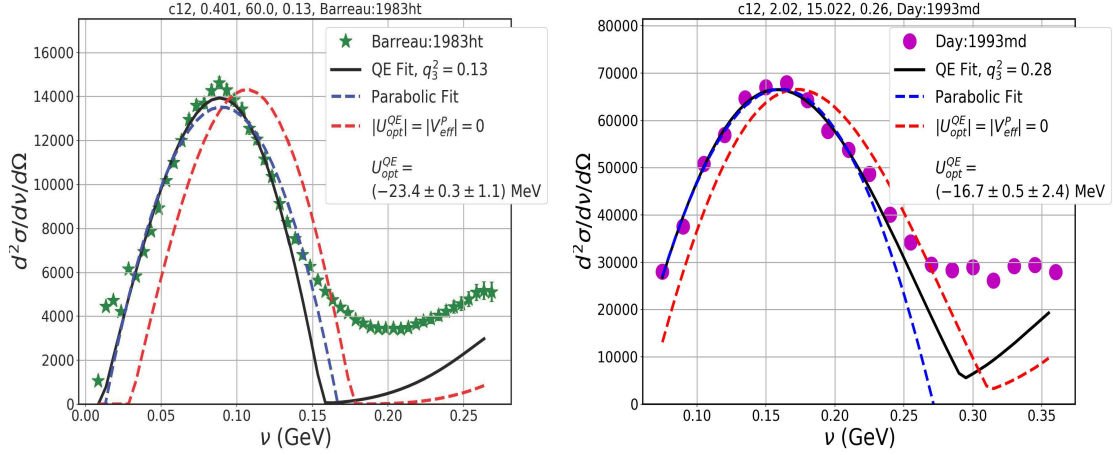


Figure 1: Examples of fits for two out of 33 measured electron scattering QE differential cross sections on ^{12}C . The solid black curves are the RFG fits with the best value of U_{opt}^{QE} for the final state nucleon. The blue dashed curves are simple parabolic fits used to estimate the systematic error. The difference between $\nu_{peak}^{parabola}$ and ν_{peak}^{rfg} is used as a systematic error in our extraction of U_{opt}^{QE} . The first error shown in the legend is the statistical error in the fit. The second error is the systematic uncertainty which is much larger. The red dashed curve is the RFG model with $U_{opt}^{QE} = 0$ and $|V_{eff}^P| = 0$.

2. Examples of fits to data

Fig. 1 shows examples of fits for two out of 33 measured electron differential cross sections on ^{12}C in the region of the QE peak[1]. The solid black curves are the Relativistic Fermi Gas (RFG) fits with the best value of U_{opt}^{QE} for the final state nucleon. The blue dashed curves are simple parabolic fits used to estimate the systematic error. The difference between $\nu_{peak}^{parabola}$ and ν_{peak}^{rfg} is used as a systematic error in our extraction of U_{opt}^{QE} . The first error shown in the legend is the statistical error in the fit. The second error is the systematic uncertainty which is much larger. The red dashed curve is the RFG model with $U_{opt}^{QE} = 0$ and $|V_{eff}^P| = 0$.

Fig. 2 shows examples of fits for two out of 15 measured electron scattering differential cross sections on ^{12}C for QE scattering and single pion production in the region of the $\Delta(1232)$ resonance[2]. Here the QE peak is modeled with an effective spectral function (including $2p2h$), and Δ production is modeled by using RFG to smear fits to resonance and non-resonant pion production structure functions on free nucleons. The solid black curves are the fit with the best value of U_{opt}^{Δ} . The dashed red curves are the predictions with $U_{opt}^{\Delta} = V_{eff}^{\Delta} = 0$.

3. Results

Fig. 3 shows the extracted values of nuclear potentials U_{opt}^{QE} and U_{opt}^{Δ} versus kinetic energy T for ^{12}C . Shown are values of U_{opt}^{QE} (small black markers) for 33 ^{12}C and four ^{16}O inclusive electron scattering spectra[2]. Also shown are prediction for U_{opt}^{QE} calculated by Jose Manuel Udias[4] and Artur. M. Ankowski[5] using the theoretical formalisms of Cooper 1993[6] and Cooper 2009[7].

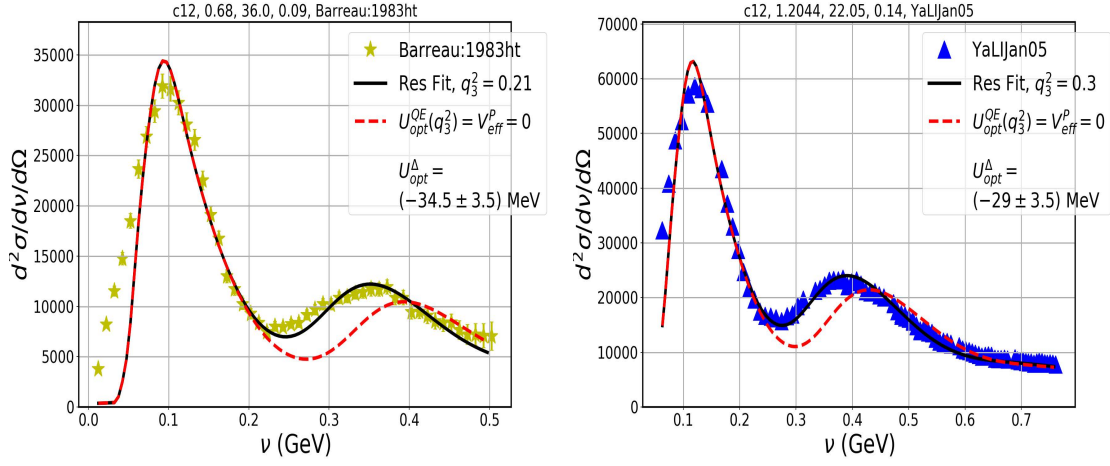


Figure 2: Examples of fits for two out of 15 ^{12}C QE and pion production differential cross sections. Here the QE peak is modeled with an effective spectral function (including 2p2h), and pion production is modeled by using RFG to smear fits to resonance and non-resonance pion production structure functions on free nucleons. The solid black curves are the fit with the best value of U_{opt}^{Δ} . The dashed red curves are the predictions with $U_{opt}^{\Delta} = V_{eff}^{\Delta} = 0$.

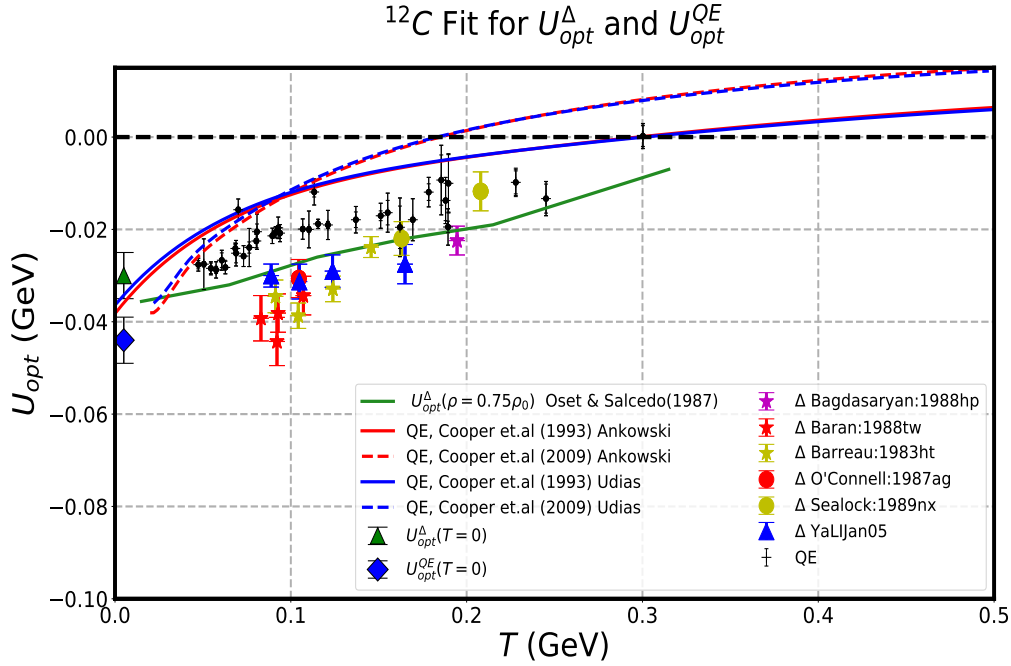


Figure 3: Extracted values of U_{opt}^{QE} versus kinetic energy T (small black markers) for ^{33}C and four ^{16}O inclusive electron scattering spectra. The curves are prediction for U_{opt}^{QE} calculated by Jose Manuel Udias[4](red) and Artur. M. Ankowski[5](Blue) using the theoretical formalisms of Cooper 1993[6](solid lines) and Cooper 2009[7] (dashed lines). The larger markers are the values of the nuclear potential for the "nucleon plus pion" final state in the $\Delta(1232)$ region (U_{opt}^{Δ}) extracted from ^{15}C spectra for which the measurements extend to higher invariant mass. The solid green curve is the real value of the optical potential for the Δ calculated by Oset & Salcedo (1987) for a nuclear density $\rho = 0.75\rho_0$. Also shown are $U_{opt}^{P,N} = U_{opt}^{QE}(T=0) = 44 \pm 5$ MeV, and $U_{opt}^{\Delta}(T=0) = 30 \pm 5$ MeV.

The larger markers are the values of the nuclear potential for the "nucleon plus pion" final state in the $\Delta(1232)$ region (U_{opt}^Δ) extracted from $^{12}_6C$ spectra for which the measurements extend to higher invariant mass. The solid green curve is the real value of the optical potential for the Δ extracted from pion-nucleus reactions by Oset and Salcedo[8]. Their curve is for a nuclear density $\rho = 0.75\rho_0$ where ρ_0 is the density of the (interacting) nuclear matter = 0.16 1/fm³. This value close to the nuclear density for most nuclei including carbon at r=0. Although this density is larger than the average density for $^{12}_6C$ of 0.62 ρ_0 [5] the Oset and Salcedo calculation for $\rho = 0.75\rho_0$ is in reasonable agreement with the data. Note that in our analysis U_{opt}^Δ refers to the nuclear potential for the "nucleon plus pion" final state in the region of the Δ resonances and therefore includes contributions from both resonance and non resonance pion production processes

3.1 Optical potentials at zero kinetic energy

In some formulations, instead of using a removal energy to describe the initial state, the same optical potential is also used to describe both the initial and final states.

$$E_i^{P,N} = M_{P,N} - \epsilon^{P,N} \quad (3)$$

$$E_i^P = \sqrt{(\vec{k}^2 + M_P^2 + U_{opt}^P(T^P)) + |V_{eff}^P|} \quad (4)$$

$$E_i^N = \sqrt{(\vec{k}^2 + M_N^2 + U_{opt}^N(T^N))}$$

For a relativistic Fermi Gas ($K_F=0.221$ GeV/c for carbon) $T^P = T^N = \frac{K_F^2}{2} = 15$ MeV at the position of the QE peak ($k_z \approx 0$). And on average for all k_z $T^P = T^N = \frac{3K_F^2}{5} = 12.5$ MeV. Therefore, at small nucleon kinetic energies between 12.5 to 15 MeV we obtain:

$$U_{opt}^P(T^P = 12 - 15 \text{ MeV}) = -\epsilon^P - T^P - |V_{eff}^P| = 42.6 - 45.1 \quad (5)$$

$$U_{opt}^P(T^N = 12 - 15 \text{ MeV}) = -\epsilon^N - T^N = 43.1 - 45.6 \quad (6)$$

The above estimate is consistent with nucleon binding potentials of 40-50 MeV which are usually mentioned in the literature[3]. $U_{opt}^{P,N} = U_{opt}^{QE}(T^{P,N}) = 0=44\pm 5$ MeV is shown in In Fig. 3. Also shown are the T=0 values of $U_{opt}^\Delta(T=0)=30\pm 5$ MeV[3] extracted from an analysis of pion nucleus scattering.

4. Conclusion

For kinetic energies for which we have measurements on carbon (shown in Fig. 3) the following linear functions describe the data: $U_{opt}^{QE}(T)=-0.030+0.092T$, and $U_{opt}^\Delta(T)=-0.050+0.161T$, where U and T are in GeV. The results for other nuclei are given in Ref.[1] and Ref.[2]

The real part of the optical potential for a nucleon at zero kinetic energy $U_{opt}^{P,N}(T=0) \approx 44$ MeV is larger than the potential for the $\Delta(1232)$ resonance $U_{opt}^\Delta(T=0) \approx 30$ MeV as discussed in Ref. [3]. We find the reverse at higher kinetic energies. For example at T=100 MeV we find a nucleon potential $U_{opt}^{P,N}(T=100 \text{ MeV})=20\pm 5$ MeV and $U_{opt}^\Delta(T=100 \text{ MeV})=30\pm 5$ MeV. Unlike the statements made Ref. [3] there is no inconsistency between these two results for two reasons. First, theoretically, the kinetic energy dependence of the Δ potential[8] is flatter than that of the nucleon, as seen in Fig. 3.

Secondly, in our analysis, the potential is extracted from the location of the QE and Δ resonance peaks in the differential cross sections, which is of great importance for the energy reconstruction in neutrino oscillations experiments. For the range of kinetic energies in our analysis the Δ decays to a nucleon and a pion before it leaves the nucleus and resonant amplitude can interfere with the non-resonance single pion production process. For Monte Carlo generators that only include the effects of Fermi motion and nuclear potentials, the relevant parameter is the effective nuclear potential for the "*nucleon plus pion*" final state.

5. Acknowledgement

Work supported by the U.S. Department of Energy grant to the University of Rochester (award number DE-SC0008475).

References

- [1] Arie Bodek and Tejin Cai, "Removal Energies and Final State Interaction in Lepton Nucleus Scattering", *Eur. Phys. J. C* **79** (2019) 293, [arXiv:1801.07875\[nucl-th\]](#).
- [2] Arie Bodek and Tejin Cai, "Comparison of optical potential for nucleons and Δ resonances", *Eur. Phys. J. C* **79** (2019) 293, [arXiv:2004.00087 \[hep-ph\]](#).
- [3] U. Mosel, "Comment on "Comparison of optical potential for nucleons and Δ resonances" by Arie Bodek and Tejin Cai", *e-Print: arXiv:2007.10260 [nucl-th]*.
- [4] M. V. Ivanov et al., "Global relativistic folding optical potential and the relativistic Green's function model", *Phys. Rev.*, **C94**, 014608 (2016).
- [5] Artur M. Ankowski, Omar Benhar, and Makoto Sakuda, "Improving the accuracy of neutrino energy reconstruction in charged-current quasielastic scattering off nuclear targets", *Phys. Rev. D* **91**, 033005 (2015), [arXiv:1404.5687 \[nucl-th\]](#).
- [6] E. D. Cooper, S. Hama, B. C. Clark, and R.L.M. Mercer, "Global Dirac phenomenology for proton-nucleus elastic scattering", *Phys. Rev. C* **47**, 297 (1993).
- [7] E. D. Cooper, S. Hama, and B. C. Clark, "Global Dirac optical potential from helium to lead" *Phys. Rev. C* **80**, 034605 (1993).
- [8] E. Oset and L.L. Salcedo, "Delta self-energy in nuclear matter", *Nuclear Physics A* **468** (1987) 631.