

Establishing the first hidden-charm pentaquark with strangeness

Hua-Xing Chen^{1a}, Wei Chen^{2b}, Xiang Liu^{3,4c}, and Xiao-Hai Liu^{5d}

¹ School of Physics, Southeast University, Nanjing 210094, China

² School of Physics, Sun Yat-Sen University, Guangzhou 510275, China

³ School of Physical Science and Technology, Lanzhou University, Lanzhou 730000, China

⁴ Research Center for Hadron and CSR Physics, Lanzhou University and Institute of Modern Physics of CAS, Lanzhou 730000, China

⁵ Center for Joint Quantum Studies and Department of Physics, School of Science, Tianjin University, Tianjin 300350, China

Received: date / Revised version: date

Abstract. We study the $P_{cs}(4459)^0$ recently observed by LHCb using the method of QCD sum rules. Our results support its interpretation as the $\bar{D}^*\Xi_c$ hadronic molecular state of either $J^P = 1/2^-$ or $3/2^-$. Within the hadronic molecular picture, the three LHCb experiments observing P_c and P_{cs} states [3, 1, 2] can be well understood as a whole. This strongly supports the existence of hadronic molecules, whose studies can significantly improve our understanding on the construction of the subatomic world. To verify this picture, we propose to further investigate the $P_{cs}(4459)^0$ to examine whether it can be separated into two states, and to search for the $\bar{D}\Xi_c$ molecular state of $J^P = 1/2^-$.

PACS. 12.39.Mk Glueball and nonstandard multi-quark/gluon states – 12.38.Lg Other nonperturbative calculations

Introduction.— Atomic nuclei are made of protons and neutrons, which are themselves composed of quarks and gluons. In the past century a huge number of subatomic particles, called hadrons, were discovered in particle experiments, whose properties are similar to the proton and neutron [4]. One naturally raises an interesting question: are there subatomic particles corresponding to the nucleus? Nowadays we call them “hadronic molecules”, whose studies can significantly improve our understanding on the construction of the subatomic world, as illustrated in Fig. 1.

It is not so easy to answer the above question. Most of the experimentally observed hadrons can be described as $q\bar{q}$ mesons or qqq baryons in the conventional quark model, while there can also exist (compact) $qq\bar{q}\bar{q}$ tetraquarks and $qqqq\bar{q}$ pentaquarks [5, 6], etc. With the experimental progress on this issue over the past decade, dozens of XYZ charmonium-like states were reported, providing us good opportunities to identify exotic hidden-charm tetraquarks [4]. However, these states may be explained as hadronic molecules, while they may also be explained as compact tetraquarks that are still hadrons.

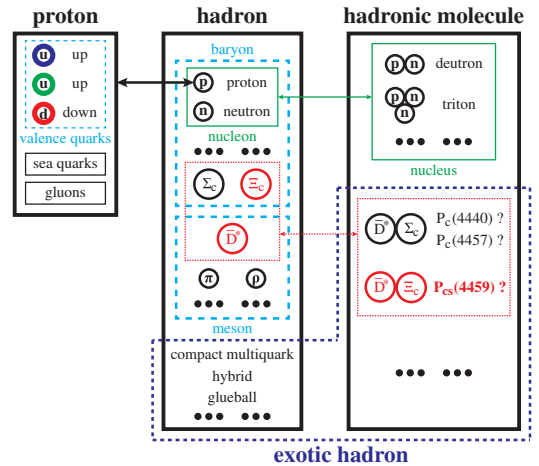


Fig. 1. A possible way to construct the subatomic world.

Fortunately, in the LHCb experiments performed in 2015 and 2019 [1, 2], the famous hidden-charm pentaquark states, $P_c(4312)$, $P_c(4380)$, $P_c(4440)$, and $P_c(4457)$, were discovered. These four P_c states contain at least five quarks $\bar{c}cuud$, so they are perfect candidates of hidden-charm pentaquark states. Among them, the three narrow states $P_c(4312)$, $P_c(4440)$, and $P_c(4457)$ are just below the $\bar{D}\Sigma_c$ and $\bar{D}^*\Sigma_c$ thresholds, so their natural interpretations are the $\bar{D}\Sigma_c$ and $\bar{D}^*\Sigma_c$ hadronic molecular states [7, 8, 9, 10, 11], whose existence had been predicted in Refs. [12, 13, 14,

Send offprint requests to:

^a hxchen@buaa.edu.cn

^b chenwei29@mail.sysu.edu.cn

^c xiangliu@lzu.edu.cn

^d xiaohai.liu@tju.edu.cn

15, 16] before the LHCb experiment performed in 2015 [1]. However, there still exist other possible explanations [17, 18, 19, 20, 21, 22], and we refer to the reviews [23, 24, 25, 26, 27, 28] for detailed discussions.

It is natural to conjecture whether the hidden-charm pentaquark state with strangeness exists or not. Such a state is usually denoted as “ P_{cs} ”, whose quark content is $\bar{c}csqq$ ($q = u/d$). There have been some but not many theoretical studies on it [29, 30, 31, 32, 33, 34, 35, 36, 37]. Especially, we proposed in Ref. [38] to search for the P_{cs} in the $J/\psi\Lambda$ invariant mass spectrum of the $\Xi_b^- \rightarrow J/\psi K^- \Lambda$ decays. Besides, in Ref. [39] the authors studied the P_{cs} using the chiral effective field theory, and calculated the mass of the $J^P = 1/2^- \bar{D}^* \Xi_c$ molecular state to be $4456.9_{-3.3}^{+3.2}$ MeV. Note that both of these two references are based on the hadronic molecular picture.

Very recently, the LHCb Collaboration reported the evidence of a hidden-charm pentaquark state with strangeness, $P_{cs}(4459)^0$, in the $J/\psi\Lambda$ invariant mass spectrum of the $\Xi_b^- \rightarrow J/\psi K^- \Lambda$ decays [3]. Its mass and width were measured to be:

$$P_{cs}(4459)^0 : M = 4458.8 \pm 2.9_{-1.1}^{+4.7} \text{ MeV}, \quad (1)$$

$$\Gamma = 17.3 \pm 6.5_{-5.7}^{+8.0} \text{ MeV},$$

while its spin-parity quantum number was not determined since the statistic is not enough. Note that the channel observing the $P_{cs}(4459)^0$ is just the one proposed by us in Ref. [38], and the above mass value is almost identical to the mass of the $J^P = 1/2^- \bar{D}^* \Xi_c$ molecular state predicted in Ref. [39]. Therefore, the present LHCb experiment [3] strongly supports the hadronic molecular picture once more.

Actually, as indicated by LHCb, the $P_{cs}(4459)^0$ is about 19 MeV below the $\bar{D}^{*0} \Xi_c^0$ threshold [3], so it is natural to interpret it as the $\bar{D}^* \Xi_c$ molecular state, with the spin-parity quantum number $J^P = 1/2^-$ or $3/2^-$. Accordingly, in this letter we shall study the $\bar{D}^* \Xi_c$ molecular states of $J^P = 1/2^-$ and $3/2^-$ using the method of QCD sum rules, and at the same time we shall also study the $\bar{D} \Xi_c$ molecular state of $J^P = 1/2^-$. We calculate masses of $\bar{D}^* \Xi_c$ molecular states to be $4.46_{-0.14}^{+0.16}$ GeV for the $J^P = 1/2^-$ one and $4.47_{-0.15}^{+0.19}$ GeV for the $J^P = 3/2^-$ one. These two values are both consistent with the experimental mass of the $P_{cs}(4459)^0$, supporting its interpretation as the $\bar{D}^* \Xi_c$ molecular state of either $J^P = 1/2^-$ or $3/2^-$. We also calculate the mass of the $J^P = 1/2^- \bar{D} \Xi_c$ molecular state to be $4.29_{-0.12}^{+0.13}$ GeV.

To verify the hadronic molecular picture, we propose to further investigate the $P_{cs}(4459)^0$ state in future experiments to examine whether it can be separated into two states, and to search for the $J^P = 1/2^- \bar{D} \Xi_c$ molecular state. If the hadronic molecular picture turns out to be correct, our understanding on the construction of the subatomic world would be significantly improved. Besides, these studies are helpful to improve our understanding on the non-perturbative behaviors of the strong interaction at the low energy region.

Hidden-charm pentaquark currents.— We use the \bar{c} , c ,

s , u , and d quarks to construct hidden-charm pentaquark interpolating currents with strangeness. To study $\bar{D}^{(*)} \Xi_c$ molecular states, we consider the following type of currents:

$$\eta(x) = [\bar{c}_a(x) \Gamma_1 u_b(x)] \left[[d_c^T(x) \mathbb{C} \Gamma_2 s_d(x)] \Gamma_3 c_e(x) \right], \quad (2)$$

where $a \dots e$ are color indices, $\Gamma_{1/2/3}$ are Dirac matrices, and $\mathbb{C} = i\gamma_2 \gamma_0$ is the charge-conjugation operator. The other type of currents:

$$\eta'(x) = [\bar{c}_a(x) \Gamma_1 d_b(x)] \left[[u_c^T(x) \mathbb{C} \Gamma_2 s_d(x)] \Gamma_3 c_e(x) \right], \quad (3)$$

can be similarly studied, but they just lead to the same QCD sum rule results as the $\eta(x)$ currents. Hence, the present study can not distinguish the isospin of P_{cs} states. The $\eta(x)$ currents can be constructed by combining charmed meson operators and charmed baryon fields. We need the charmed meson operators $J_{\mathcal{D}}$, which couple to the ground-state charmed mesons $\mathcal{D} = \bar{D}^0/\bar{D}^{*0}$:

$$J_{\bar{D}^0} = \bar{c}_d \gamma_5 u_d, \quad (4)$$

$$J_{\bar{D}^{*0}} = \bar{c}_d \gamma_\mu u_d.$$

We also need the charmed baryon field $J_{\mathcal{B}}$, which couples to the ground-state charmed baryon $\mathcal{B} = \Xi_c^0$:

$$J_{\Xi_c^0} = \epsilon^{abc} [d_a^T \mathbb{C} \gamma_5 s_b] c_c. \quad (5)$$

There can be altogether three $\bar{D}^{(*)} \Xi_c$ hadronic molecular states, that are $\bar{D} \Xi_c$ of $J^P = 1/2^-$, $\bar{D}^* \Xi_c$ of $J^P = 1/2^-$, and $\bar{D}^* \Xi_c$ of $J^P = 3/2^-$. Their relevant interpolating currents are:

$$\eta_1 = [\delta^{ab} \bar{c}_a \gamma_5 u_b] [\epsilon^{cde} d_c^T \mathbb{C} \gamma_5 s_d c_e]$$

$$= \bar{D}^0 \Xi_c^0, \quad (6)$$

$$\eta_2 = [\delta^{ab} \bar{c}_a \gamma_\nu u_b] \gamma^\nu \gamma_5 [\epsilon^{cde} d_c^T \mathbb{C} \gamma_5 s_d c_e]$$

$$= \bar{D}_\nu^{*0} \gamma^\nu \gamma_5 \Xi_c^0, \quad (7)$$

$$\eta_3^\alpha = P_{3/2}^{\alpha\nu} [\delta^{ab} \bar{c}_a \gamma_\nu u_b] [\epsilon^{cde} d_c^T \mathbb{C} \gamma_5 s_d c_e]$$

$$= P_{3/2}^{\alpha\nu} \bar{D}_\nu^{*0} \Xi_c^0. \quad (8)$$

In the above expressions, we have used \mathcal{D} and \mathcal{B} to denote the charmed meson operators $J_{\mathcal{D}}$ and the charmed baryon field $J_{\mathcal{B}}$; $P_{3/2}^{\mu\nu}$ is the spin-3/2 projection operator

$$P_{3/2}^{\mu\nu} = g^{\mu\nu} - \frac{1}{4} \gamma^\mu \gamma^\nu. \quad (9)$$

QCD sum rule studies.— We use the method of QCD sum rules [40, 41] to study $\bar{D}^{(*)} \Xi_c$ molecular states through the currents $\eta_{1,2}$ of $J^P = 1/2^-$ and η_3^α of $J^P = 3/2^-$. Taking the current η_2 as an example, we assume it couples to the $\bar{D}^* \Xi_c$ molecular state of $J^P = 1/2^-$ through

$$\langle 0 | \eta_2 | X; 1/2^- \rangle = f_X u(p),$$

where $u(p)$ is the Dirac spinor of this state, denoted as X for simplicity. The two-point correlation function extracted from η_2 can be written as:

$$\begin{aligned} \Pi(q^2) &= i \int d^4x e^{iq \cdot x} \langle 0 | T [\eta_2(x) \bar{\eta}_2(0)] | 0 \rangle \\ &= (\not{q} + M_X) \Pi_0(q^2). \end{aligned} \quad (10)$$

In QCD sum rule studies we calculate the two-point correlation function $\Pi_0(q^2)$ at both hadron and quark-gluon levels. At the hadron level, we use the dispersion relation to write it as

$$\Pi_0(q^2) = \frac{1}{\pi} \int_{s_<}^{\infty} \frac{\text{Im}\Pi_0(s)}{s - q^2 - i\varepsilon} ds, \quad (11)$$

where $s_<$ is the physical threshold. We further define the imaginary part of the correlation function as the spectral density $\rho(s)$, which is usually evaluated at the hadron level by inserting intermediate hadron states $\sum_n |n\rangle\langle n|$:

$$\begin{aligned} \rho_{\text{phen}}(s) &\equiv \text{Im}\Pi_0(s)/\pi \\ &= \sum_n \delta(s - M_n^2) \langle 0 | \eta | n \rangle \langle n | \eta^\dagger | 0 \rangle \\ &= f_X^2 \delta(s - m_X^2) + \text{continuum}. \end{aligned} \quad (12)$$

In the last step we have adopted the usual parametrization of one-pole dominance for the ground state X and a continuum contribution.

At the quark-gluon level we calculate $\Pi_0(q^2)$ using the method of operator product expansion (OPE), and derive its corresponding spectral density $\rho_{\text{OPE}}(s)$. After performing the Borel transformation to Eq. (11) at both hadron and quark-gluon levels, we can approximate the continuum using the spectral density above a threshold value s_0 (quark-hadron duality), and obtain the sum rule equation

$$\Pi_0(s_0, M_B^2) \equiv f_X^2 e^{-M_X^2/M_B^2} = \int_{s_<}^{s_0} e^{-s/M_B^2} \rho_{\text{OPE}}(s) ds. \quad (13)$$

It can be used to further calculate M_X through

$$M_X^2(s_0, M_B) = \frac{\int_{s_<}^{s_0} e^{-s/M_B^2} s \rho_{\text{OPE}}(s) ds}{\int_{s_<}^{s_0} e^{-s/M_B^2} \rho_{\text{OPE}}(s) ds}. \quad (14)$$

In the present study we calculate OPEs at the leading order of α_s and up to the D (imension) = 10 terms, including the perturbative term, the charm quark mass, the quark condensates $\langle \bar{q}q \rangle / \langle \bar{s}s \rangle$, the gluon condensate $\langle g_s^2 GG \rangle$, the quark-gluon mixed condensates $\langle g_s \bar{q}\sigma Gq \rangle / \langle g_s \bar{s}\sigma Gs \rangle$ and their combinations. We summarized the obtained spectral densities $\rho_{1\dots 3}(s)$ in Appendix A, which are extracted from the currents $\eta_{1\dots 3}$, respectively. In the calculations we ignore the chirally suppressed terms with the up and down quark masses, and adopt the factorization assumption of vacuum saturation for higher dimensional condensates. We find that the $D = 3$ quark condensates $\langle \bar{q}q \rangle / \langle \bar{s}s \rangle$ and the $D = 5$ mixed condensates $\langle g_s \bar{q}\sigma Gq \rangle / \langle g_s \bar{s}\sigma Gs \rangle$ are

multiplied by the charm quark mass, which are thus important power corrections.

Numerical analyses.— We still use the current η_2 as an example to perform numerical analyses, where we use the following values for various QCD sum rule parameters [4, 42, 44, 45, 46, 47, 48, 49, 43, 50]:

$$\begin{aligned} m_s &= 96_{-4}^{+8} \text{ MeV}, \\ m_c &= 1.275_{-0.035}^{+0.025} \text{ GeV}, \\ \langle \bar{q}q \rangle &= -(0.240 \pm 0.010)^3 \text{ GeV}^3, \\ \langle \bar{s}s \rangle &= (0.8 \pm 0.1) \times \langle \bar{q}q \rangle, \\ \langle g_s^2 GG \rangle &= (0.48 \pm 0.14) \text{ GeV}^4, \\ \langle g_s \bar{q}\sigma Gq \rangle &= -M_0^2 \times \langle \bar{q}q \rangle, \\ \langle g_s \bar{s}\sigma Gs \rangle &= -M_0^2 \times \langle \bar{s}s \rangle, \\ M_0^2 &= (0.8 \pm 0.2) \text{ GeV}^2. \end{aligned} \quad (15)$$

Here the running mass in the \overline{MS} scheme is used for the charm quark.

There are two free parameters in Eqs. (14): the Borel mass M_B and the threshold value s_0 . We use two criteria to constrain the Borel mass M_B for a fixed s_0 . The first criterion is used to insure the convergence of the OPE series. It is done by requiring the $D = 10$ terms ($m_c \langle \bar{q}q \rangle^3$ and $\langle g_s \bar{q}\sigma Gq \rangle^2$) to be less than 20%, which can determine the lower limit M_B^{min} :

$$\text{Convergence (CVG)} \equiv \left| \frac{\Pi^{D=10}(\infty, M_B)}{\Pi(\infty, M_B)} \right| \leq 20\%. \quad (16)$$

This criterion leads to $(M_B^{\text{min}})^2 = 2.93 \text{ GeV}^2$, when setting $s_0 = 25.8 \text{ GeV}^2$.

The second criterion is used to insure the validity of one-pole parametrization. It is done by requiring the pole contribution to be larger than 50%, which can determine the upper limit M_B^{max} :

$$\text{Pole Contribution (PC)} \equiv \frac{\Pi(s_0, M_B)}{\Pi(\infty, M_B)} \geq 50\%. \quad (17)$$

This criterion leads to $(M_B^{\text{max}})^2 = 3.07 \text{ GeV}^2$, when setting $s_0 = 25.8 \text{ GeV}^2$.

Altogether we extract the working region of Borel mass to be $2.93 \text{ GeV}^2 < M_B^2 < 3.07 \text{ GeV}^2$ for the current η_2 with the threshold value $s_0 = 25.8 \text{ GeV}^2$. We show the variation of M_X with respect to the Borel mass M_B in Fig. 2 in a broader region $2.7 \text{ GeV}^2 \leq M_B^2 \leq 3.2 \text{ GeV}^2$, and find it more stable inside the above Borel window.

Redoing the same procedures by changing s_0 , we find that there are non-vanishing Borel windows as long as $s_0 \geq s_0^{\text{min}} = 24.8 \text{ GeV}^2$. Accordingly, we choose the threshold value s_0 to be about 1.0 GeV larger with the uncertainty $\pm 1.0 \text{ GeV}$, *i.e.*, $24.8 \text{ GeV}^2 \leq s_0 \leq 26.8 \text{ GeV}^2$. Altogether, our working regions for the current η_2 are determined to be $24.8 \text{ GeV}^2 \leq s_0 \leq 26.8 \text{ GeV}^2$ and $2.93 \text{ GeV}^2 < M_B^2 < 3.07 \text{ GeV}^2$, where the mass is extracted to be:

$$M_{D^* \Xi_c; 1/2^-} = 4.46_{-0.14}^{+0.16} \text{ GeV}. \quad (18)$$

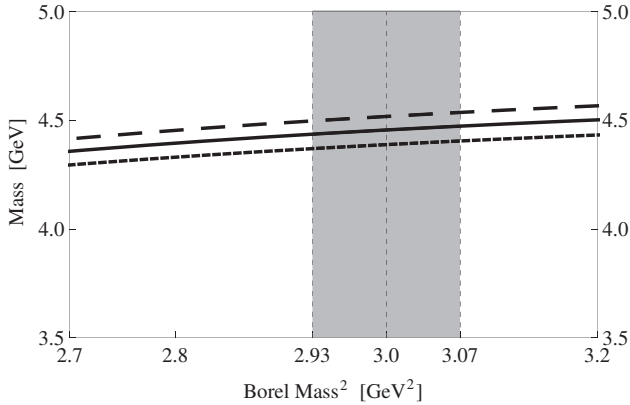


Fig. 2. The variation of M_X with respect to the Borel mass M_B , calculated using the current η_2 . The short-dashed, solid, and long-dashed curves are obtained by setting $s_0 = 24.8, 25.8,$ and 26.8 GeV^2 , respectively.

Here the central value corresponds to $M_B^2 = 3.00 \text{ GeV}^2$ and $s_0 = 25.8 \text{ GeV}^2$. Its uncertainty comes from the Borel mass M_B , the threshold value s_0 , the charm quark mass m_c , and various QCD sum rule parameters listed in Eqs. (15). This mass value is consistent with the experimental mass of the $P_{cs}(4459)^0$, supporting its interpretation as the $\bar{D}^* \Xi_c$ molecular state of $J^P = 1/2^-$.

Similarly, we use the currents η_1 and η_3^α to perform numerical analyses, and extract masses of the $J^P = 1/2^- \bar{D} \Xi_c$ molecular state and the $J^P = 3/2^- \bar{D}^* \Xi_c$ molecular state to be:

$$M_{\bar{D} \Xi_c; 1/2^-} = 4.29_{-0.12}^{+0.13} \text{ GeV}, \quad (19)$$

$$M_{\bar{D}^* \Xi_c; 3/2^-} = 4.47_{-0.15}^{+0.19} \text{ GeV}. \quad (20)$$

Hence, our results also support the interpretation of the $P_{cs}(4459)^0$ as the $\bar{D}^* \Xi_c$ molecular state of $J^P = 3/2^-$. We summarize all the above results in Table 1.

Generally speaking, understanding the nature of exotic hadrons is a complicated topic, since different structures with the same quantum numbers can contribute to the same state, and different structures may have similar masses. However, these different structures may lead to different decay processes. Therefore, to determine whether the $P_{cs}(4459)^0$ is the $\bar{D}^* \Xi_c$ molecular state of $J^P = 1/2^-$ or the one of $J^P = 3/2^-$ in our framework, we shall further calculate its width in our future study, to be compared with its experimental value $\Gamma_{P_{cs}(4459)^0} = 17.3 \pm 6.5_{-5.7}^{+8.0} \text{ MeV}$ [3].

Summary and Discussions.— Very recently, the LHCb Collaboration reported the evidence of a hidden-charm pentaquark state with strangeness, $P_{cs}(4459)^0$, in the $J/\psi \Lambda$ invariant mass spectrum of the $\Xi_b^- \rightarrow J/\psi K^- \Lambda$ decays [3]. This state contains at least five quarks $\bar{c}csqq$ ($q = u/d$), with one of them the *strange* quark. This LHCb experiment indicates that there probably exist many more exotic hadrons with strangeness to be discovered in the near future, so a new hadron spectrum is waiting to be constructed.

The $P_{cs}(4459)^0$ is about 19 MeV below the $\bar{D}^{*0} \Xi_c^0$ threshold, so it is natural to interpret it as the $\bar{D}^* \Xi_c$ molecular state. Accordingly, in this letter we use the method of QCD sum rules to study the $\bar{D}^* \Xi_c$ molecular states of $J^P = 1/2^-$ and $3/2^-$, and at the same time we also study the $\bar{D} \Xi_c$ molecular state of $J^P = 1/2^-$. We evaluate their masses to be

$$M_{\bar{D} \Xi_c; 1/2^-} = 4.29_{-0.12}^{+0.13} \text{ GeV},$$

$$M_{\bar{D}^* \Xi_c; 1/2^-} = 4.46_{-0.14}^{+0.16} \text{ GeV},$$

$$M_{\bar{D}^* \Xi_c; 3/2^-} = 4.47_{-0.15}^{+0.19} \text{ GeV}.$$

Hence, our QCD sum rule results support the interpretation of the $P_{cs}(4459)^0$ as the $\bar{D}^* \Xi_c$ molecular state of either $J^P = 1/2^-$ or $3/2^-$.

Within the hadronic molecular picture, the three LHCb experiments observing P_c and P_{cs} states [3,1,2] can be well understood as a whole:

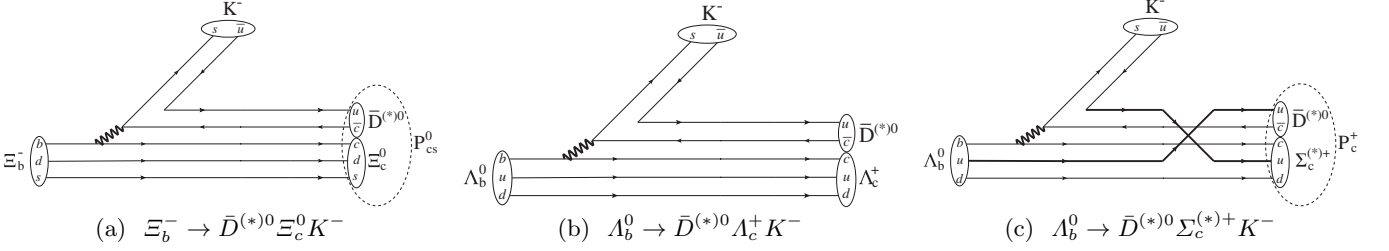
- The transition of $\Xi_b^- \rightarrow J/\psi K^- \Lambda$ is dominated by the Cabibbo-favored weak decay of $b \rightarrow c + \bar{c}s$ via the $V-A$ current. This leads to an intuitive expectation that the s and d pair in Ξ_b^- may exist as a spectator, so that their total spin $S = 0$ is conserved. As a consequence, if this sd pair is to be combined with a c quark to form a charmed baryon, it will favor the Ξ_c instead of the Ξ_c' and Ξ_c^* , of which the total spin of the sd pair is $S = 1$. Accordingly, the $P_{cs}(4459)^0$ possibly as the $\bar{D}^* \Xi_c$ molecular state was observed in this channel by LHCb [3], other than those possibly existing $\bar{D}^{(*)} \Xi_c'$ and $\bar{D}^{(*)} \Xi_c^*$ molecular states. We illustrate this process in Fig. 3(a).
- The transition of $\Lambda_b^0 \rightarrow J/\psi K^- p$ can be similarly analysed, which may favor the Λ_c instead of the Σ_c and Σ_c^* . However, in this case the Λ_c is probably not bounded with the charmed mesons due to the lack of π exchanges. It is only because of the significantly larger data sample (680k for the $\Lambda_b^0 \rightarrow J/\psi K^- p$ decays and only 4k for the $\Xi_b^- \rightarrow J/\psi K^- \Lambda$ decays [3]), that the $P_c(4312)$, $P_c(4440)$, and $P_c(4457)$ possibly as the $\bar{D} \Sigma_c$ and $\bar{D}^* \Sigma_c$ molecular states were observed in this channel by LHCb [1,2]. We illustrate the relevant two processes in Fig. 3(b,c).

Therefore, the three LHCb experiments observing P_c and P_{cs} states [3,1,2] strongly support the hadronic molecular picture and the existence of “hadronic molecules”.

To further verify the above hadronic molecular picture, we propose to investigate the $P_{cs}(4459)^0$ in future experiments to examine whether it can be separated into two states. We also propose to search for the $\bar{D} \Xi_c$ molecular state of $J^P = 1/2^-$, whose mass is predicted to be $4.29_{-0.12}^{+0.13} \text{ GeV}$. If the hadronic molecular picture turns out to be correct, our understanding on the construction of the subatomic world be significantly improved, and our understanding on the non-perturbative behaviors of the strong interaction at the low energy region would also be significantly improved.

Table 1. Masses of the $\bar{D}^{(*)}\Xi_c$ hadronic molecular states, extracted from the currents $\eta_{1\dots 3}^{(\alpha)}$.

Currents	Configuration	s_0^{min} [GeV ²]	Working Regions		Pole [%]	Mass [GeV]
			s_0 [GeV ²]	M_B^2 [GeV ²]		
η_1	$ \bar{D}\Xi_c; 1/2^-\rangle$	22.3	23.3 ± 1.0	2.61–2.77	50–56	$4.29^{+0.13}_{-0.12}$
η_2	$ \bar{D}^*\Xi_c; 1/2^-\rangle$	24.8	25.8 ± 1.0	2.93–3.07	50–55	$4.46^{+0.16}_{-0.14}$
η_3^α	$ \bar{D}^*\Xi_c; 3/2^-\rangle$	24.4	25.4 ± 1.0	2.81–2.95	50–55	$4.47^{+0.19}_{-0.15}$

**Fig. 3.** Possible production mechanisms of the P_c^+ and P_{cs}^0 states in Λ_b^0/Ξ_b^- decays.

Acknowledgments

This project is supported by the National Natural Science Foundation of China under Grants No. 11722540, No. 11975165, and No. 12075019, the China National Funds

for Distinguished Young Scientists under Grant No. 11825503, the National Program for Support of Top-notch Young Professionals, and the Fundamental Research Funds for the Central Universities.

A Spectral densities

In this appendix we list the spectral densities $\rho_{1\dots 3}(s)$ extracted for the currents $\eta_{1\dots 3}$. In the following expressions, $\mathcal{F}(s) = [(\alpha + \beta)m_c^2 - \alpha\beta s]$, $\mathcal{H}(s) = [m_c^2 - \alpha(1 - \alpha)s]$, and the integration limits are $\alpha_{min} = \frac{1 - \sqrt{1 - 4m_c^2/s}}{2}$, $\alpha_{max} = \frac{1 + \sqrt{1 - 4m_c^2/s}}{2}$, $\beta_{min} = \frac{\alpha m_c^2}{\alpha s - m_c^2}$, and $\beta_{max} = 1 - \alpha$. In the calculations we take into account both the m_s and m_s^2 terms, but here we list only the m_s terms.

The spectral density $\rho_1(s)$ extracted for the current η_1 is

$$\rho_1(s) = \rho_1^{pert}(s) + \rho_1^{\langle \bar{q}q \rangle}(s) + \rho_1^{\langle GG \rangle}(s) + \rho_1^{\langle \bar{q}Gq \rangle}(s) + \rho_1^{\langle \bar{q}q \rangle^2}(s) + \rho_1^{\langle \bar{q}q \rangle \langle \bar{q}Gq \rangle}(s) + \rho_1^{\langle \bar{q}Gq \rangle^2}(s) + \rho_1^{\langle \bar{q}q \rangle^3}(s), \quad (21)$$

where

$$\begin{aligned} \rho_1^{pert}(s) &= \int_{\alpha_{min}}^{\alpha_{max}} d\alpha \int_{\beta_{min}}^{\beta_{max}} d\beta \left\{ \mathcal{F}(s)^5 \times \frac{(1 - \alpha - \beta)^3}{163840\pi^8\alpha^5\beta^4} \right\}, \\ \rho_1^{\langle \bar{q}q \rangle}(s) &= \int_{\alpha_{min}}^{\alpha_{max}} d\alpha \int_{\beta_{min}}^{\beta_{max}} d\beta \left\{ \mathcal{F}(s)^3 \times \frac{(1 - \alpha - \beta)((\alpha + \beta - 1)\beta m_c \langle \bar{q}q \rangle + \beta m_s (\langle \bar{s}s \rangle - 2\langle \bar{q}q \rangle))}{2048\pi^6\alpha^3\beta^3} \right\}, \\ \rho_1^{\langle GG \rangle}(s) &= \langle g_s^2 GG \rangle \int_{\alpha_{min}}^{\alpha_{max}} d\alpha \int_{\beta_{min}}^{\beta_{max}} d\beta \left\{ m_c^2 \mathcal{F}(s)^2 \times \frac{(1 - \alpha - \beta)^3 (\alpha^3 + \beta^3)}{196608\pi^8\alpha^5\beta^4} \right. \\ &\quad \left. + \mathcal{F}(s)^3 \times \frac{(\alpha + \beta - 1)(3\alpha^3 - \alpha^2(\beta + 3) - 2\alpha(\beta - 1)\beta - (\beta - 1)^2\beta)}{196608\pi^8\alpha^5\beta^3} \right\}, \\ \rho_1^{\langle \bar{q}Gq \rangle}(s) &= \int_{\alpha_{min}}^{\alpha_{max}} d\alpha \int_{\beta_{min}}^{\beta_{max}} d\beta \left\{ \mathcal{F}(s)^2 \times \frac{-3(\alpha^2 + \alpha(3\beta - 2) + 2\beta^2 - 3\beta + 1)m_c \langle g_s \bar{q}\sigma Gq \rangle + 3\beta^2 m_s \langle g_s \bar{q}\sigma Gq \rangle}{4096\pi^6\alpha^2\beta^3} \right\}, \end{aligned}$$

$$\begin{aligned}
\rho_1^{\langle\bar{q}q\rangle^2}(s) &= \int_{\alpha_{min}}^{\alpha_{max}} d\alpha \int_{\beta_{min}}^{\beta_{max}} d\beta \left\{ \frac{-\mathcal{F}(s)^2 \times \langle\bar{q}q\rangle\langle\bar{s}s\rangle + m_c m_s \mathcal{F}(s) \times \alpha(2\langle\bar{q}q\rangle^2 - \langle\bar{q}q\rangle\langle\bar{s}s\rangle)}{256\pi^4\alpha^2\beta} \right\}, \\
\rho_1^{\langle\bar{q}q\rangle\langle\bar{q}Gq\rangle}(s) &= \int_{\alpha_{min}}^{\alpha_{max}} d\alpha \left\{ \int_{\beta_{min}}^{\beta_{max}} d\beta \left\{ \frac{m_c m_s \langle g_s \bar{q} \sigma G q \rangle (2\langle\bar{q}q\rangle - \langle\bar{s}s\rangle)}{512\pi^4\beta} \right\} \right. \\
&\quad \left. + \mathcal{H}(s) \times \frac{\langle\bar{q}q\rangle\langle g_s \bar{s} \sigma G s \rangle + \langle\bar{s}s\rangle\langle g_s \bar{q} \sigma G q \rangle - m_c m_s \langle g_s \bar{q} \sigma G q \rangle (4\langle\bar{q}q\rangle - \langle\bar{s}s\rangle)}{512\pi^4\alpha} - \frac{m_c m_s \langle g_s \bar{q} \sigma G q \rangle (4\langle\bar{q}q\rangle - \langle\bar{s}s\rangle)}{1024\pi^4} \right\}, \\
\rho_1^{\langle\bar{q}Gq\rangle^2}(s) &= \int_{\alpha_{min}}^{\alpha_{max}} d\alpha \left\{ \frac{(\alpha-1)\langle g_s \bar{q} \sigma G q \rangle \langle g_s \bar{s} \sigma G s \rangle}{1024\pi^4} \right\} + \int_0^1 d\alpha \left\{ \delta \left(s - \frac{m_c^2}{\alpha(1-\alpha)} \right) \right. \\
&\quad \left. \times \frac{\langle g_s \bar{q} \sigma G q \rangle (m_c^3 m_s \langle g_s \bar{q} \sigma G q \rangle / M_B^2 + (1-\alpha)m_c^2 \langle g_s \bar{s} \sigma G s \rangle - \alpha(\alpha+1)m_c m_s \langle g_s \bar{q} \sigma G q \rangle)}{2048\pi^4(\alpha-1)\alpha} \right\}, \\
\rho_1^{\langle\bar{q}q\rangle^3}(s) &= m_c \langle\bar{q}q\rangle^2 \langle\bar{s}s\rangle \int_{\alpha_{min}}^{\alpha_{max}} d\alpha \left\{ \frac{1}{96\pi^2} \right\}.
\end{aligned}$$

The spectral density $\rho_2(s)$ extracted for the current η_2 is

$$\rho_2(s) = \rho_2^{pert}(s) + \rho_2^{\langle\bar{q}q\rangle}(s) + \rho_2^{\langle GG\rangle}(s) + \rho_2^{\langle\bar{q}Gq\rangle}(s) + \rho_2^{\langle\bar{q}q\rangle^2}(s) + \rho_2^{\langle\bar{q}q\rangle\langle\bar{q}Gq\rangle}(s) + \rho_2^{\langle\bar{q}Gq\rangle^2}(s) + \rho_2^{\langle\bar{q}q\rangle^3}(s), \quad (22)$$

where

$$\begin{aligned}
\rho_2^{pert}(s) &= \int_{\alpha_{min}}^{\alpha_{max}} d\alpha \int_{\beta_{min}}^{\beta_{max}} d\beta \left\{ \mathcal{F}(s)^5 \times \frac{(1-\alpha-\beta)^3}{81920\pi^8\alpha^5\beta^4} \right\}, \\
\rho_2^{\langle\bar{q}q\rangle}(s) &= \int_{\alpha_{min}}^{\alpha_{max}} d\alpha \int_{\beta_{min}}^{\beta_{max}} d\beta \left\{ \mathcal{F}(s)^3 \times \frac{(1-\alpha-\beta)(2(\alpha+\beta-1)m_c \langle\bar{q}q\rangle + \beta m_s (\langle\bar{s}s\rangle - 2\langle\bar{q}q\rangle))}{1024\pi^6\alpha^3\beta^3} \right\}, \\
\rho_2^{\langle GG\rangle}(s) &= \langle g_s^2 GG \rangle \int_{\alpha_{min}}^{\alpha_{max}} d\alpha \int_{\beta_{min}}^{\beta_{max}} d\beta \left\{ m_c^2 \mathcal{F}(s)^2 \times \frac{(1-\alpha-\beta)^3 (\alpha^3 + \beta^3)}{98304\pi^8\alpha^5\beta^4} \right. \\
&\quad \left. + \mathcal{F}(s)^3 \times \frac{(1-\alpha-\beta)(3\alpha^3 + \alpha^2(7\beta-3) + 2\alpha(\beta-1)\beta + (\beta-1)^2\beta)}{98304\pi^8\alpha^5\beta^3} \right\}, \\
\rho_2^{\langle\bar{q}Gq\rangle}(s) &= \int_{\alpha_{min}}^{\alpha_{max}} d\alpha \int_{\beta_{min}}^{\beta_{max}} d\beta \left\{ \mathcal{F}(s)^2 \times \frac{-3\langle g_s \bar{q} \sigma G q \rangle (2(\alpha+\beta-1)m_c - \beta m_s)}{2048\pi^6\alpha^2\beta^2} \right\}, \\
\rho_2^{\langle\bar{q}q\rangle^2}(s) &= \int_{\alpha_{min}}^{\alpha_{max}} d\alpha \int_{\beta_{min}}^{\beta_{max}} d\beta \left\{ \frac{-\mathcal{F}(s)^2 \times \langle\bar{q}q\rangle\langle\bar{s}s\rangle - m_c m_s \mathcal{F}(s) \times 2\alpha(\langle\bar{s}s\rangle - 2\langle\bar{q}q\rangle)}{128\pi^4\alpha^2\beta} \right\}, \\
\rho_2^{\langle\bar{q}q\rangle\langle\bar{q}Gq\rangle}(s) &= \int_{\alpha_{min}}^{\alpha_{max}} d\alpha \left\{ \mathcal{H}(s) \times \frac{\langle\bar{q}q\rangle\langle g_s \bar{s} \sigma G s \rangle + \langle\bar{s}s\rangle\langle g_s \bar{q} \sigma G q \rangle - m_c m_s \langle g_s \bar{q} \sigma G q \rangle (4\langle\bar{q}q\rangle - \langle\bar{s}s\rangle)}{256\pi^4\alpha} - \frac{m_c m_s \langle g_s \bar{q} \sigma G q \rangle (4\langle\bar{q}q\rangle - \langle\bar{s}s\rangle)}{256\pi^4} \right\}, \\
\rho_2^{\langle\bar{q}Gq\rangle^2}(s) &= \int_{\alpha_{min}}^{\alpha_{max}} d\alpha \left\{ \frac{(\alpha-1)\langle g_s \bar{q} \sigma G q \rangle \langle g_s \bar{s} \sigma G s \rangle}{512\pi^4} \right\} + \int_0^1 d\alpha \left\{ \delta \left(s - \frac{m_c^2}{\alpha(1-\alpha)} \right) \right. \\
&\quad \left. \times \frac{\langle g_s \bar{q} \sigma G q \rangle (2m_c^3 m_s \langle g_s \bar{q} \sigma G q \rangle / M_B^2 + (1-\alpha)m_c^2 \langle g_s \bar{s} \sigma G s \rangle - 2(\alpha-1)\alpha m_s \langle g_s \bar{q} \sigma G q \rangle)}{1024\pi^4(\alpha-1)\alpha} \right\}, \\
\rho_2^{\langle\bar{q}q\rangle^3}(s) &= m_c \langle\bar{q}q\rangle^2 \langle\bar{s}s\rangle \int_{\alpha_{min}}^{\alpha_{max}} d\alpha \left\{ \frac{1}{24\pi^2} \right\}.
\end{aligned}$$

The spectral density $\rho_3(s)$ extracted for the current η_3^s is

$$\rho_3(s) = \rho_3^{pert}(s) + \rho_3^{\langle\bar{q}q\rangle}(s) + \rho_3^{\langle GG\rangle}(s) + \rho_3^{\langle\bar{q}Gq\rangle}(s) + \rho_3^{\langle\bar{q}q\rangle^2}(s) + \rho_3^{\langle\bar{q}q\rangle\langle\bar{q}Gq\rangle}(s) + \rho_3^{\langle\bar{q}Gq\rangle^2}(s) + \rho_3^{\langle\bar{q}q\rangle^3}(s), \quad (23)$$

where

$$\begin{aligned}
\rho_3^{pert}(s) &= \int_{\alpha_{min}}^{\alpha_{max}} d\alpha \int_{\beta_{min}}^{\beta_{max}} d\beta \left\{ \mathcal{F}(s)^5 \times \frac{(1-\alpha-\beta)^3(\alpha+\beta+4)}{1310720\pi^8\alpha^5\beta^4} \right\}, \\
\rho_3^{\langle\bar{q}q\rangle}(s) &= \int_{\alpha_{min}}^{\alpha_{max}} d\alpha \int_{\beta_{min}}^{\beta_{max}} d\beta \left\{ \mathcal{F}(s)^3 \times \frac{(\alpha+\beta-1)(6(1-\alpha-\beta)m_c\langle\bar{q}q\rangle + \beta(2\alpha+2\beta+3)m_s(2\langle\bar{q}q\rangle - \langle\bar{s}s\rangle))}{16384\pi^6\alpha^3\beta^3} \right\}, \\
\rho_3^{\langle GG\rangle}(s) &= \langle g_s^2 GG \rangle \int_{\alpha_{min}}^{\alpha_{max}} d\alpha \int_{\beta_{min}}^{\beta_{max}} d\beta \left\{ m_c^2 \mathcal{F}(s)^2 \times \frac{(1-\alpha-\beta)^3(\alpha+\beta+4)(\alpha^3+\beta^3)}{1572864\pi^8\alpha^5\beta^4} \right. \\
&\quad \left. + \mathcal{F}(s)^3 \times \left(\frac{4\alpha^5 - 3\alpha^4(3\beta+11) - 6\alpha^3(6\beta^2+13\beta-9) - \alpha^2(32\beta^3+51\beta^2-108\beta+25)}{4718592\pi^8\alpha^5\beta^3} \right. \right. \\
&\quad \left. \left. - \frac{3\alpha(\beta-1)^2\beta(4\beta+11) - 3(\beta-1)^3\beta(\beta+4)}{4718592\pi^8\alpha^5\beta^3} \right) \right\}, \\
\rho_3^{\langle\bar{q}Gq\rangle}(s) &= \int_{\alpha_{min}}^{\alpha_{max}} d\alpha \int_{\beta_{min}}^{\beta_{max}} d\beta \left\{ \mathcal{F}(s)^2 \times \frac{3\langle g_s\bar{q}\sigma Gq\rangle(-6(\alpha+\beta-1)m_c + \beta(4\alpha+4\beta+1)m_s)}{32768\pi^6\alpha^2\beta^2} \right\}, \\
\rho_3^{\langle\bar{q}q\rangle^2}(s) &= \int_{\alpha_{min}}^{\alpha_{max}} d\alpha \int_{\beta_{min}}^{\beta_{max}} d\beta \left\{ \frac{-\mathcal{F}(s)^2 \times (4\alpha+4\beta+1)\langle\bar{q}q\rangle\langle\bar{s}s\rangle - m_c m_s \mathcal{F}(s) \times 6\alpha(\langle\bar{s}s\rangle - 2\langle\bar{q}q\rangle)}{2048\pi^4\alpha^2\beta} \right\}, \\
\rho_3^{\langle\bar{q}q\rangle\langle\bar{q}Gq\rangle}(s) &= \int_{\alpha_{min}}^{\alpha_{max}} d\alpha \left\{ \int_{\beta_{min}}^{\beta_{max}} d\beta \left\{ \mathcal{F}(s) \times \frac{-\langle\bar{q}q\rangle\langle g_s\bar{s}\sigma Gs\rangle - \langle\bar{s}s\rangle\langle g_s\bar{q}\sigma Gq\rangle}{1024\pi^4\alpha} \right\} \right. \\
&\quad \left. + \mathcal{H}(s) \times \frac{5\langle\bar{q}q\rangle\langle g_s\bar{s}\sigma Gs\rangle + 5\langle\bar{s}s\rangle\langle g_s\bar{q}\sigma Gq\rangle - 3m_c m_s \langle g_s\bar{q}\sigma Gq\rangle(4\langle\bar{q}q\rangle - \langle\bar{s}s\rangle)}{4096\pi^4\alpha} \right\}, \\
\rho_3^{\langle\bar{q}Gq\rangle^2}(s) &= \int_{\alpha_{min}}^{\alpha_{max}} d\alpha \left\{ \frac{3(\alpha-1)\langle g_s\bar{q}\sigma Gq\rangle\langle g_s\bar{s}\sigma Gs\rangle}{8192\pi^4} \right\} + \int_0^1 d\alpha \left\{ \delta\left(s - \frac{m_c^2}{\alpha(1-\alpha)}\right) \right. \\
&\quad \left. \times \frac{\langle g_s\bar{q}\sigma Gq\rangle(6m_c^3 m_s \langle g_s\bar{q}\sigma Gq\rangle / M_B^2 - 5(\alpha-1)m_c^2 \langle g_s\bar{s}\sigma Gs\rangle - 6(\alpha-1)\alpha m_c m_s \langle g_s\bar{q}\sigma Gq\rangle)}{16384\pi^4(\alpha-1)\alpha} \right\}, \\
\rho_3^{\langle\bar{q}q\rangle^3}(s) &= m_c \langle\bar{q}q\rangle^2 \langle\bar{s}s\rangle \int_{\alpha_{min}}^{\alpha_{max}} d\alpha \left\{ \frac{1}{128\pi^2} \right\}.
\end{aligned}$$

References

1. R. Aaij *et al.* [LHCb Collaboration], Phys. Rev. Lett. **115**, 072001 (2015).
2. R. Aaij *et al.* [LHCb Collaboration], Phys. Rev. Lett. **122**, 222001 (2019).
3. R. Aaij *et al.* [LHCb Collaboration], arXiv:2012.10380 [hep-ex].
4. M. Tanabashi *et al.* [Particle Data Group], Phys. Rev. D **98**, 030001 (2018).
5. M. Gell-Mann, Phys. Lett. **8**, 214 (1964).
6. G. Zweig, CERN-TH-401.
7. R. Chen, X. Liu, X. Q. Li and S. L. Zhu, Phys. Rev. Lett. **115**, 132002 (2015).
8. H. X. Chen, W. Chen, X. Liu, T. G. Steele and S. L. Zhu, Phys. Rev. Lett. **115**, 172001 (2015).
9. L. Roca, J. Nieves and E. Oset, Phys. Rev. D **92**, 094003 (2015).
10. U. G. Meissner and J. A. Oller, Phys. Lett. B **751**, 59 (2015).
11. M. Z. Liu, Y. W. Pan, F. Z. Peng, M. S. Sánchez, L. S. Geng, A. Hosaka and M. P. Valderrama, Phys. Rev. Lett. **122**, 242001 (2019).
12. J. J. Wu, R. Molina, E. Oset and B. S. Zou, Phys. Rev. Lett. **105**, 232001 (2010).
13. W. L. Wang, F. Huang, Z. Y. Zhang and B. S. Zou, Phys. Rev. C **84**, 015203 (2011).
14. Z. C. Yang, Z. F. Sun, J. He, X. Liu and S. L. Zhu, Chin. Phys. C **36**, 6 (2012).
15. X. Q. Li and X. Liu, Eur. Phys. J. C **74**, 3198 (2014).
16. M. Karliner and J. L. Rosner, Phys. Rev. Lett. **115**, 122001 (2015).
17. L. Maiani, A. D. Polosa and V. Riquer, Phys. Lett. B **749**, 289 (2015).
18. R. F. Lebed, Phys. Lett. B **749**, 454 (2015).
19. Z. G. Wang, Eur. Phys. J. C **76**, 70 (2016).
20. F. K. Guo, Ulf-G. Meissner, W. Wang and Z. Yang, Phys. Rev. D **92**, 071502(R) (2015).
21. X. H. Liu, Q. Wang and Q. Zhao, Phys. Lett. B **757**, 231 (2016).

22. M. Bayar, F. Aceti, F. K. Guo and E. Oset, *Phys. Rev. D* **94**, 074039 (2016).
23. H. X. Chen, W. Chen, X. Liu and S. L. Zhu, *Phys. Rept.* **639**, 1 (2016).
24. Y. R. Liu, H. X. Chen, W. Chen, X. Liu and S. L. Zhu, *Prog. Part. Nucl. Phys.* **107**, 237 (2019).
25. F. K. Guo, C. Hanhart, U. G. Meißner, Q. Wang, Q. Zhao, and B. S. Zou, *Rev. Mod. Phys.* **90**, 015004 (2018).
26. A. Ali, J. S. Lange and S. Stone, *Prog. Part. Nucl. Phys.* **97**, 123 (2017).
27. S. L. Olsen, T. Skwarnicki, and D. Zieminska, *Rev. Mod. Phys.* **90**, 015003 (2018).
28. N. Brambilla, S. Eidelman, C. Hanhart, A. Nefediev, C. P. Shen, C. E. Thomas, A. Vairo and C. Z. Yuan, *Phys. Rept.* **873**, 1 (2020).
29. H. Y. Cheng and C. K. Chua, *Phys. Rev. D* **92**, 096009 (2015).
30. V. V. Anisovich, M. A. Matveev, J. Nyiri, A. V. Sarantsev and A. N. Semenova, *Int. J. Mod. Phys. A* **30**, 1550190 (2015).
31. Z. G. Wang, *Eur. Phys. J. C* **76**, 142 (2016).
32. A. Feijoo, V. K. Magas, A. Ramos and E. Oset, *Eur. Phys. J. C* **76**, 446 (2016).
33. J. X. Lu, E. Wang, J. J. Xie, L. S. Geng and E. Oset, *Phys. Rev. D* **93**, 094009 (2016).
34. R. Chen, J. He and X. Liu, *Chin. Phys. C* **41**, 103105 (2017).
35. C. W. Xiao, J. Nieves and E. Oset, *Phys. Lett. B* **799**, 135051 (2019).
36. Q. Zhang, B. R. He and J. L. Ping, arXiv:2006.01042 [hep-ph].
37. C. W. Shen, H. J. Jing, F. K. Guo and J. J. Wu, *Symmetry* **12**, 1611 (2020).
38. H. X. Chen, L. S. Geng, W. H. Liang, E. Oset, E. Wang and J. J. Xie, *Phys. Rev. C* **93**, 065203 (2016).
39. B. Wang, L. Meng and S. L. Zhu, *Phys. Rev. D* **101**, 034018 (2020).
40. M. A. Shifman, A. I. Vainshtein and V. I. Zakharov, *Nucl. Phys. B* **147**, 385 (1979).
41. L. J. Reinders, H. Rubinstein and S. Yazaki, *Phys. Rept.* **127**, 1 (1985).
42. K. C. Yang, W. Y. P. Hwang, E. M. Henley and L. S. Kisslinger, *Phys. Rev. D* **47**, 3001 (1993).
43. J. R. Ellis, E. Gardi, M. Karliner and M. A. Samuel, *Phys. Rev. D* **54**, 6986 (1996).
44. M. Eidemuller and M. Jamin, *Phys. Lett. B* **498**, 203 (2001).
45. S. Narison, *Camb. Monogr. Part. Phys. Nucl. Phys. Cosmol.* **17**, 1 (2002).
46. V. Gimenez, V. Lubicz, F. Mescia, V. Porretti and J. Reyes, *Eur. Phys. J. C* **41**, 535 (2005).
47. M. Jamin, *Phys. Lett. B* **538**, 71 (2002).
48. B. L. Ioffe and K. N. Zyblyuk, *Eur. Phys. J. C* **27**, 229 (2003).
49. A. A. Ovchinnikov and A. A. Pivovarov, *Sov. J. Nucl. Phys.* **48**, 721 (1988) [*Yad. Fiz.* **48**, 1135 (1988)].
50. P. Colangelo and A. Khodjamirian, “*At the Frontier of Particle Physics/Handbook of QCD*” (World Scientific, Singapore, 2001), Volume 3, 1495.