

How Testable is Business Software?

Peter Schrammel^{1,2}[0000-0002-5713-1381]

¹Diffblue Ltd, Oxford, UK ²University of Sussex, Brighton, UK

Abstract Most businesses rely on a significant stack of software to perform their daily operations. This software is business-critical as defects in this software have major impacts on revenue and customer satisfaction. The primary means for verification of this software is testing. We conducted an extensive analysis of Java software packages to evaluate their unit-testability. The results show that code in software repositories is typically split into portions of very trivial code, non-trivial code that is unit-testable, and code that cannot be unit-tested easily. This brings up interesting considerations regarding the use of test coverage metrics and design for testability, which is crucial for testing efficiency and effectiveness. Lack of unit-testability is an obstacle to applying tools that perform automated verification and test generation. These tools cannot make up for poor testability of the code and have a hard time in succeeding or are not even applicable without first improving the design of the software system.

1 Introduction

Enterprise software is business-critical as any bugs in that software have a tremendous impact on revenue, customer satisfaction, reputation, competitiveness, etc. Companies are under constant pressure to deliver features ever faster and cheaper. And defects should be detected early in the development process to keep the cost of fixing them low. The cost of a bug that causes damage to a customer is orders of magnitude higher than a bug that a developer notices before they commit the code into the code base. This reasoning is not much different from what we are used to in the safety-critical domains.

Testing plays the key role in detecting defects and ensuring high quality levels. However, different sorts of tests play different roles. In order to ‘shift-left’ the defect detection, tests are needed that can run early in the development process. These tests must be fast so that developers can run them on their machines and on every pull request. Having a solid base of unit tests (as shown in Figure 1) is best-suited to deliver on this. Integration and system tests are essential, but if there are too many of them then they cannot be run continuously on each pull request any more.

This paper reports on experiences made in developing commercial tools for automated test generation of Java applications. Usually, scalability and state space explosion are mentioned as primary problems encountered in applying automated verification techniques to real-world code bases. However, also testability is a huge issue and affects the performance or even applicability of these tools. We encountered cases where none of our improvements to our automated test generation tool showed the expected results. We then manually analyzed the methods in the code base for which automated test generation did not produce results. These analyses exhibited that it is often difficult – even

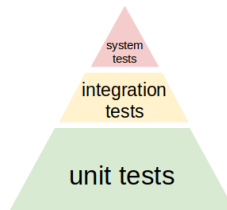


Figure 1. Testing pyramid (cf. [5])

for a human – to write unit tests for certain parts of the code. Spending two hours and more on trying to write a single test and eventually failing to do so is not exceptional and a sign for severe testability issues. Often the setup of tests becomes horrendously complex and dependencies cannot be mocked appropriately.

Figure 2 shows a *unit testability map* of a code base.¹ Each box is a method. Its size is proportional to the lines of code. Green colors indicate that the method is unit-testable. Red colors indicate that the method has some testability challenges. And yellow colors indicate that the method is very trivial, like a getter or setter, one would not usually write a test for. The larger groups of blocks are the Maven modules of the project.² Looking at the map it becomes apparent that there are some methods that are difficult to test; and some modules have more problematic methods than others. In this paper we will report on how to produce such a detailed assessment of unit testability together with diagnostic information for individual methods, with the ultimate goal to improve the unit testability of a code base and increase the performance of automated test generation tools.

We will also discuss some learnings that we draw from this experience since testability deficiencies may also impact other automated verification techniques, not just test generation. Business software is a high-value assets for any company and these code bases are constantly being improved and adapted to business needs. Design for testability as a concept has been known for decades [1,2], but it does not seem to be fully standard practice yet. Any automation support that can be provided to support improved testability may deliver high impact.

Outline After explaining some preliminaries, we will present

- an illustration of unit testability challenges, in particular concerning mockability, commonly occurring in Java code bases (Section 3),
- a unit testability model and corresponding static analysis that we implemented (Sections 4 and 5),
- results of an experimental evaluation on several millions lines of Java code (Section 6), and

¹ <https://github.com/apache/tika>

² The different shades of colors indicate different reasons for testability issues, which we will explain later.

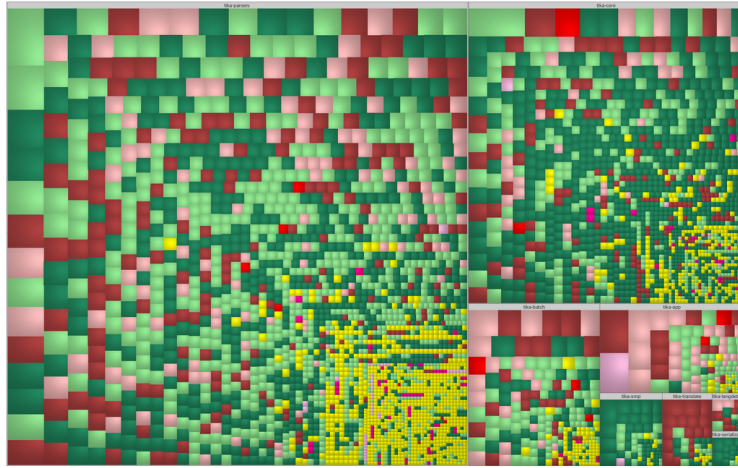


Figure 2. Unit testability map for a code base

- a discussion of impacts of unit testability on testing efficiency, the role of design for testability and implications of testability limitations on applying automated verification tools to business software (Section 8).

2 Preliminaries

Before we start, we clarify the concepts of unit test, critical code, and testability.

2.1 Unit Tests

A unit test tests a simple scenario, usually a single method call on a small testable unit such as a class. As shown in Figure 3, unit tests usually have three sections: first the inputs to the method under test (MUT) are *arranged*. Then the MUT is called in the *act* section. Finally, the effects of the MUT execution are *asserted*. Dependencies to other subsystems are usually mocked; external dependencies such as socket connections are definitely mocked. For example, a unit test usually does not talk to a database system. Unit tests are expected to run very fast (in the order of a few milliseconds). They have no effects on other tests so that they can be run in parallel without interfering.

The arrange-act-assert model is quite schematic, but gives some key how to read these tests. Real-world tests look more like the one in Figure 4, but one can still identify the three sections to some degree.

2.2 Critical Code

Not all code in a code base is equally critical. When talking to software architects and engineering managers, they are primarily concerned with having tests for the critical business logic. For a developer on a code base it is quite self-evident what is critical

```

1 public class ProductTest {
2     @Test
3     public void testSend() {
4         // Arrange the inputs and mocks
5         Product product = new Product();
6         product.addExpiryDate();
7         // Act: call the method under test (MUT)
8         boolean isExpired = product.isExpired();
9         // Assert on the effects
10        assertTrue(isExpired);
11    }
12 }

```

Figure 3. Arrange-Act-Assert structure of a unit test

and what is not. For a tool this is less obvious. Often cyclomatic complexity [15] is used as a proxy for spotting where the hard parts are. Figure 5 shows a complexity map of a code base.³ The less green and more red, the more complex. We will not use cyclomatic complexity, though, but a simple analysis to identify code that is really trivial such as getters and setters. One would not write explicit tests for such methods, but they are necessary to write any other test because they are required to set up objects and access the state when writing assertions. Everything else might be critical and we will not make a judgment on how critical it is.

Once we know the code that we consider critical we will distinguish between unit-testable and not unit-testable code. We will perform an under-approximation - so methods might be classified as unit-testable, although they have testability challenges. We will discuss this analysis in Section 5).

Beyond that, one could also look at the existing tests and evaluate their composition unit vs integration vs system tests, measure their coverage and adequacy, etc. Figure 6 shows a coverage map of a code base. One can see that quite some effort was actually made to cover particularly the more complex parts. In the sequel, we will focus on how to distinguish between unit-testable and not unit-testable code, though.

2.3 Testability

Nate Edwards wrote 1975 on software testability: “If modularity is controlled so that the function of a module is independent of the source of its input, the destination of its output, and the past history of use of the module, the difficulty of testing the modules and structures assembled from the modules is greatly reduced.” [6] In other words, the more modular, functional, less coupled and less stateful the easier software is to test.

Roy Freedman made this more precise and defined it as the application of Kalman’s observability and controllability concepts [12] to software. “The concept of [...] testability of software is defined by applying the concepts of observability and controllability to software. It is shown that a [...] testable program does not exhibit any

³ <https://github.com/apache/tika>

```

1 @Test
2 public void testPropertyMappingGlobalOverride()
3     throws Exception {
4     String propertyPrefix =
5         AbstractMappingMetadataExtractor.PROPERTY_PREFIX_METADATA +
6         DummyMappingMetadataExtractor.EXTRACTER_NAME +
7         AbstractMappingMetadataExtractor
8             .PROPERTY_COMPONENT_EXTRACT;
9
10    ApplicationContext ctx =
11        MiscContextTestSuite.getMinimalContext();
12    Properties globalProperties =
13        (Properties) ctx.getBean("global-properties");
14    globalProperties.setProperty(
15        propertyPrefix + "namespace.prefix.my",
16        DummyMappingMetadataExtractor.NAMESPACE_MY);
17    globalProperties.setProperty(
18        propertyPrefix + DummyMappingMetadataExtractor.PROP_A,
19        "my:a1,my:a2,my:c");
20
21    extractor.setApplicationContext(ctx);
22
23    extractor.register();
24    // Only mapped 'a'
25    destination.clear();
26    extractor.extract(reader, destination);
27
28    assertEquals(
29        DummyMappingMetadataExtractor.VALUE_A,
30        destination.get(DummyMappingMetadataExtractor.QNAME_C));
31 }

```

Figure 4. A typical real-world unit test (cf. <https://github.com/Alfresco/alfresco-repository>)

input-output inconsistencies and supports small test sets in which test outputs are easily understood. Metrics that can be used to assess the level of effort required in order to modify a program so that it is [...] testable [...].” [7]

Robert Binder then put it into a nutshell: “*Testability has two key facets: controllability and observability. To test a component, you must be able to control its input (and internal state) and observe its output. If you cannot control the input, you cannot be sure what has caused a given output. If you cannot observe the output of a component under test, you cannot be sure how a given input has been processed.*” [1]

The two main aspects of testability are controllability and observability.

- *Controllability* in a control system means that we can steer it into any desired state by applying specific inputs. For software, it means the ability to arrange the inputs of the method under test to make it take a desired code path. This includes also the ability to control the effects of dependent components, which we will call mockability (see Section 3). Controllability is affected by non-determinism, essentially anything that talks to the operating system such as network, file system,

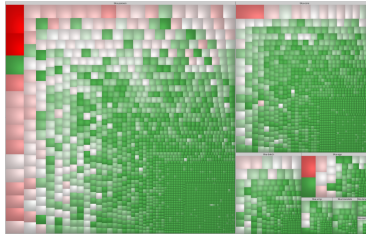


Figure 5. Complexity map for a code base

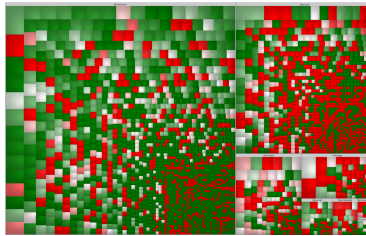


Figure 6. Coverage map for a code base

getting the system time, random generators, and multi-threading. Also unreachable code that cannot be exercised plays a role.

- *Observability* in a control system means to be able to determine the state from the outputs. In the context of software testing it is the ability to write assertions on relevant effects of the method under test. If we cannot write assertions then we cannot check whether the behavior is correct or wrong. Observability is affected by lack of accessibility in the sense of encapsulation, but also mockability (see Section 3).

2.4 Quantitative Testability Measures

Testability metrics have been well researched over the last decades [11,3,18,13,4,14,8,16]. The goal of these metrics is to find correlations between software quality and design metrics and the difficulty to write tests. Quantitative predictions can then be made about the effort required to write tests.

Our goal, however, is to give precise diagnostic information, i.e. to explain for each method where and what the concrete testability problem is, assisting in fixing it and potentially aiming at fixing it automatically. That way it is not only possible for a human to write tests for their code, but also test generation tools will perform better.

3 Mockability

We now make the notion of *mockability* more explicit. Mockability is the ability to inject objects that must be mocked in order to control and observe their interactions.

```

1 public class Product {
2     private LocalDateTime expiryDate;
3
4     public void addExpiryDate() {
5         this.expiryDate = LocalDateTime.now()
6             .plus(30, DAYS);
7     }
8     public boolean isExpired() {
9         return this.expiryDate
10             .isBefore(LocalDateTime.now());
11     }
12 }

1 public class ProductTest {
2     @Test public void testSend() {
3         // Arrange
4         Product product = new Product();
5         product.addExpiryDate();
6         Thread.sleep(31*24*3600); // ???
7         // Act & Assert
8         assertTrue(product.isExpired());
9     }
10 }

```

Figure 7. Controllability aspect of mockability

```

1 public class Product {
2     private LocalDateTime expiryDate;
3     private Clock clock = Clock.systemUTC();
4     public void addExpiryDate() {
5         this.expiryDate = LocalDateTime
6             .now(clock).plus(30, DAYS);
7     }
8     public boolean isExpired() {
9         return this.expiryDate
10             .isBefore(LocalDateTime.now(clock));
11     }
12     void setClock(Clock clock) {
13         this.clock = clock;
14     }
15 }

1 public class ProductTest {
2     @Test public void testExpired() {
3         // Arrange
4         Product product = new Product();
5         product.setClock(
6             Clock.fixed(Instant.EPOCH));
7         product.addExpiryDate();
8         product.setClock(Clock.fixed(
9             Instant.EPOCH.plus(31, DAYS)));
10        // Act & Assert
11        assertTrue(product.isExpired());
12    }
13 }

```

Figure 8. Controllability aspect of mockability: dependency injection

Mockability is at the core of the unit testability notion we use as it affects not only controllability, but also observability.

In this section we will give examples to illustrate the *mockability* notion. Section 4 will then explain the underlying model.

To illustrate the controllability aspect, Figure 7 shows on the left **Product** class and a method to add an expiry date. The expiry date is 30 days from now, and there is a method to check whether it has expired. A corresponding test would look as the one on the right.

The problem arises now when we want to test the is-expired-true case. Obviously, we cannot just wait 30 days. In order to test this properly, we need to mock the timestamps.

This is shown in Figure 8. Fortunately, the Java library provides us with the **Clock** class that allows us to control what **LocalDateTime.now** returns. That means we can mock it, provided that we make the dependency on **Clock** explicit so that we are able to inject the mock. What we can do then is to actually influence the behavior through the mocked **Clock** and write a unit test for any test case of the **isExpired** method without relying on the passage of time.

```

1 public class App {
2     private static final logger = ...;
3     private Client client;
4     public App() {
5         this.client = new Client();
6     }
7     public void send(Message m) {
8         try {
9             client.call(m);
10        } catch (Exception e) {
11            logger.error("send_failed", e);
12        }
13    }
14 }

1 public class AppTest {
2     @Test public void testSend() {
3         // Arrange
4         App app = new App();
5         Message message = new Message("hello");
6         // Act
7         app.send(message);
8         // Assert
9         ???
10    }
11 }

```

Figure 9. Observability aspect of mockability

```

1 public class App {
2     private static final logger = ...;
3     private Client client;
4     public App(Client client) {
5         this.client = client;
6     }
7     public void send(Message m) {
8         try {
9             client.call(m);
10        } catch (Exception e) {
11            logger.error("send_failed", e);
12        }
13    }
14 }

1 public class AppTest {
2     @Test public void testSend() {
3         // Arrange
4         Client client = mock(Client.class);
5         App app = new app(client);
6         Message message = new Message("hello");
7         // Act
8         app.send(message);
9         // Assert
10        verify(client).call(message);
11    }
12 }

```

Figure 10. Observability aspect of mockability: observation through mock

Another quite common pattern is shown in Figure 9. We will use this example to explain how mockability relates to observability. We have an `App` class that has a client to send a message to some service. There are two problems here. First of all we do not want to use the real service client; and second there is not really anything to observe.

Figure 10 shows that we first have to make the client injectable and then mock the client in order to control its behavior. As a side effect of mocking the client we also have something to assert, namely at least that the client was called with the message. This would have been impossible with the real client.

In addition we can now also control the client to trigger the exception path. This is shown in Figure 11. However, we cannot observe the exception because it has been swallowed. In order to properly observe the exception we would have to do further modifications to improve the observability.

These examples show very common problems in real world code that has not been written with testability in mind from the very start.


```

1 public class App {
2     private static final logger = ...;
3     private Client client;
4     public App(Client client) {
5         this.client = client;
6     }
7     public void send(Message m) {
8         try {
9             client.call(m);
10        } catch (Exception e) {
11            logger.error("send_failed", e);
12        }
13    }
14 }

1 public class AppTest {
2     @Test public void testSendFailed() {
3         // Arrange
4         Client client = mock(Client.class);
5         when(client.send(any()))
6             .thenReturn(new Exception());
7         App app = new App(client);
8         Message message = new Message("hello");
9         // Act
10        app.send(message);
11        // Assert
12        assertThrows(Exception.class,
13            () -> app.send(message));
14        verify(client).call(message);
15    }
16 }

```

Figure 11. Observability aspect of mockability: controlling exception cases, but lack of observability

4 Unit Testability Model

The examples given in the previous section show typical unit testability issues occurring in real world code bases. In order to understand formally what is behind these examples, we need a model that describes the data flows involved. This model will also be the basis for our unit testability analysis outlined in the next section.

Figure 12 shows on the left the class under test and on the right the test class.

The arrows depict the data flows between the arrange and assert sections and the method under test. In yellow colors we have the controllability flows and in purple the observability flows. Fields and dependent components that may be called (in turquoise) capture side effects.

- First the test arranges the inputs to the method under test. This is to control the MUT by setting the fields through controller methods such as setters and passing arguments to the MUT. Also, we must be able to inject mocks for dependencies that we may call.
- Then the MUT may modify some fields. If there are appropriate observer methods such as getters then we can observe these side effects and check them in the assert section.
- When we call a mocked dependency then the arguments passed to the mocked methods can be verified in the assert section.
- The behavior of the mocked method is controlled in the arrange section.
- Finally, the return value and exceptions, if any, can be observed and checked in the assertion section.

If the controllability flow is broken somewhere then we have a testability problem in the sense that we have trouble setting up an appropriate arrange section and inject mocks.

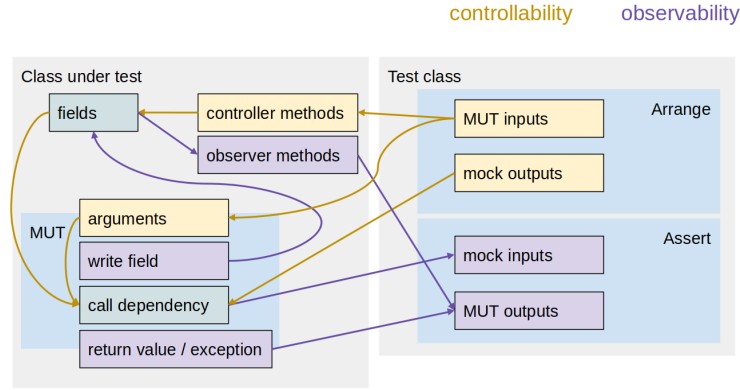


Figure 12. Unit Testability Model

If the observability flow is broken then we struggle to write appropriate assertions that check the effects of the execution of the MUT.

5 Unit Testability Analysis

We implemented a static analysis that analyzes the code on Java byte code level. The static analysis *under-approximates* the set of methods that are either not valuable to unit test or not unit-testable because of controllability and observability problems.

The data flows that need to be considered in these static analyses follow the model presented in Section 4, i.e. Figure 12.

Several analyses are required that cooperate. There is a mockability analysis that under-approximates the set of non-mockable methods. A method is called non-mockable if it transitively calls methods that need to be mocked, but cannot.

Inductively this is defined as: A method is *non-mockable* if either

- it must be mocked because it is non-deterministic, or
- it has a call to a non-mockable static method, or
- it calls a non-mockable instance method on an object that is non-injectable.

Then we need a second analysis that under-approximates the *non-injectable* objects, which are objects that cannot be supplied through inputs. For observability, we use analyses that follow similar definitions.

Note that by the nature of the under-approximate analyses that we use we over-approximate the set of unit-testable methods, which may flag fewer issues than there actually are. The issues that we report are real instances of controllability and observability issues, not potential ones.

6 Experimental Results

We analyzed 40 repositories with around 8 million lines of code. The dependencies that also needed to be analyzed increase the amount of code analyzed by a further order

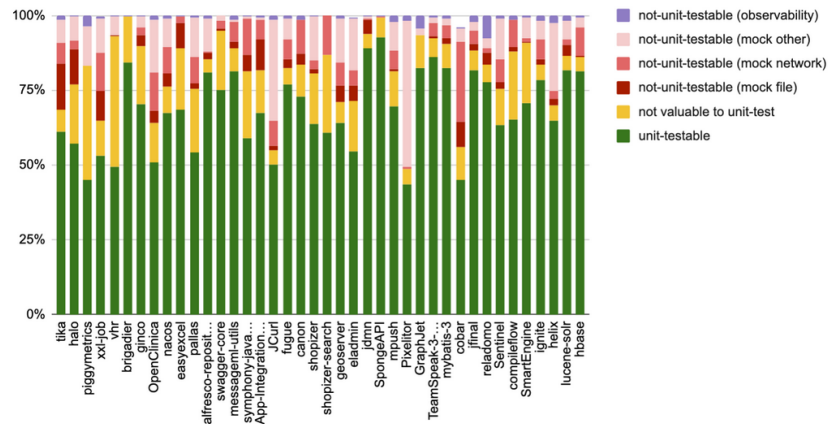


Figure 13. Testability segmentation per repository

of magnitude. The repositories were open source projects from various areas such as business workflows, data processing, distributed computing and data storage.⁴

6.1 Testability Maps

Figure 13 shows the percentage of lines of code of each analyzed repository according to testability classifications.

On average, 21% of lines of code are not unit-testable. This is for various reasons that have been categorized in observability, mocking of files, network and other system functionality, such as random or time. 6% are too trivial to be valuable to test, and 73% are unit-testable.

As we see there is quite some variability between projects. Every project has its unique characteristics to some degree. Small projects tend to be more extreme than larger ones, which are closer to the mean.

On module level the variability is even larger. Essentially, the various categories range from 0 to 100%. A conjecture could be that code in the same module shares some characteristics that make it exhibit similar testability aspects.

Figure 14 aggregates over different types of applications. There is not that much variation. One could say that data processing has proportionally more problems mocking file system operations and data storage has more issues with networking. Business workflows seem slightly less testable. One could speculate that these applications are less mature than data storage systems.

We are less interested in statistics and their potential interpretations here. The primary value of our analysis comes from the in-depth *diagnostic information* on the method level that can be provided. From the obtained information we can build *testability maps*, such as initially shown in Figure 2. We will take a deeper look in the next two sections.

⁴ The raw data is available at <https://bit.ly/2ZUNMOY>

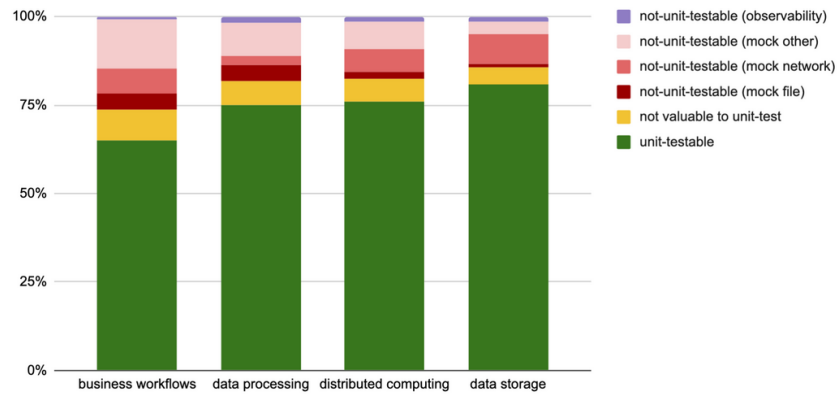


Figure 14. Testability segmentation per application types

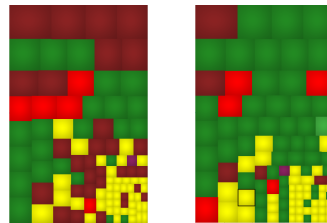


Figure 15. Testability improvement: Before refactoring (left) and after (right)

6.2 Testability Assessment and Improvement

An application of testability maps is to spot potential areas of concern in a code base and to perform targeted improvement of the detected issues.

Figure 15 shows the testability of methods in a code base before and after a refactoring. The refactoring was performed before we had developed the testability analysis. It was done due to bad performance of our test generation tool. The refactorings included improvements to injectability in order to control non-determinism and improving observability of relevant effects. Figure 15 shows that these refactorings, which significantly increased test generation performance, are confirmed to improve testability by the testability analysis in retrospect. The number of unit-testable lines of code has increased from 36% to 66%.⁵

The availability of such a testability analysis could have allowed us to explain to the customer immediately where and what the issues are and they might even have been able to fix it themselves without our support.

⁵ The methods in Figure 15 are ordered by LOCs, which have slightly changed during the refactoring, and thus do not exactly correspond in the left and right picture. Some methods have been reordered in this representation—unfortunate for the purpose of comparison.

```

public class MailServiceImpl implements MailService {
    ...
    public void testConnection() {
        JavaMailSender javaMailSender = getMailSender();
        if (javaMailSender instanceof JavaMailSenderImpl) {
            JavaMailSenderImpl mailSender = (JavaMailSenderImpl) javaMailSender;
            try {
                mailSender.testConnection();
            } catch (MessagingException e) {
                throw new EmailException("无法连接到邮箱服务器, 请检查邮箱配置 .[" +
                    e.getMessage() + "]", e);
            }
        }
    }
    private JavaMailSender getMailSender() {
        ...
    }
}

```

```

INFO T012 MailServiceImpl.testConnection:()V
INFO There are calls to methods that should be mocked because they perform
INFO file system operations, but we cannot mock them.
INFO Methods that cannot be mocked:
INFO org.springframework.mail.javamail.JavaMailSenderImpl.testConnection:()V
INFO org.springframework.mail.javamail.JavaMailSenderImpl.connectTransport:()Ljava...
...
INFO java.io.FileDescriptor.<init>:()V

```

Figure 16. A method (taken from <https://github.com/halo-dev/halo>) and corresponding diagnostic testability information

6.3 Diagnostic Testability Information

In order to provide the developer advice how to resolve testability issues, diagnostic information must be given. Such information is also the first step in potentially automating testability refactorings. Figure 16 shows an example of the kind of diagnostic information that we can produce at the moment. The code example checks the connection to a mail server, which looks quite similar to the client-server example in Figure 9.

When running the analysis on that class we get information that the `testConnection` method calls methods that perform file system operations that cannot be mocked. The diagnostic information shows a stack trace that leads to the root cause. Information that is available, but not yet output is that the `javaMailSender` instance is not injectable.

A possible resolution would be to make the `getMailSender` method accessible in order to enable injection of a mock instance. Making such a recommendation requires further analyses.

7 Assumptions and Limitations

The analysis described in Section 5 relies on lots of assumptions. What is considered mockable and observable depends on what is considered acceptable practice in unit tests. For example, Java allows many dirty tricks to hack around restrictions. For instance, reflection can be used to drill holes into encapsulated objects. That way private methods can be called directly. Whether this is acceptable depends on coding styles and habits, how much maintainability is of a concern and probably also how big the pressure is to complete work in time. Another way are bytecode manipulations. This essentially means rewriting binaries to make the code testable. Whether it is acceptable that the code tested is not the code shipped depends on what the alternatives are. It may not be considered recommended practice by everyone.

Drawing the border between unit tests and integration tests is also not always easy. Talking to a database is probably not considered a unit test anymore. Having multiple threads might be admissible sometimes. Reading files may be fine, writing files is probably more debatable. This is directly related to the question of what should be mocked. Files system manipulations are not always that clear cut, network should probably be mocked, though. Threaded code may have all sorts of issues. Time and random generators usually require mocking. But also in the latter case, there might be situations where it is fine to have non-determinism as long as the test oracle remains deterministic.

The guiding principle is always “what makes sense for a developer”. However, as said, this may depend on specific circumstances. Reasonable defaults and configurability are hence required for such analyses in practice.

8 Implications

This section describes some implications and learnings that can be drawn from the presented study.

8.1 What are the implications on testing efficiency?

Lack of unit-testability leads to an imbalanced testing pyramid, see Figure 17 in comparison with the desired test composition depicted in Figure 1. There tends to be a higher proportion of system and integration tests. It is very tempting to write such tests when code is entangled and thus unit tests require a lot of effort and intricate setup. However, this leads to slower CI runs with all its consequences. Developers start complaining and consider only running some of the tests on each pull request and the remaining ones nightly. When those nightly tests fail then someone has to spend extra effort in fixing those bugs that would otherwise never have made it into the code base. So, the expected shift-left of defect detection is not possible with such an approach.

W.r.t. code coverage, it is important to focus on critical code coverage. In particular in projects that have a high percentage of trivial code. Tricking coverage figures by 10% and more is an easy exercise otherwise. Many companies have code coverage goals, such as 80%, which are pretty meaningless if the remaining 20% are critical code that really needs to be tested. Therefore it is essential to focus on the critical code. The testability analysis discussed in Section 5 can be used for normalization and also for pointing to areas of risk in the code base that need special attention.

8.2 What is the role of design for testability?

As mentioned in Section 7, there are common workarounds to make Java code more unit-testable. Bytecode rewriting is one of them. Another way out is not to write unit-tests, but integration tests, by testing against a real database, for instance. Of course, this slows down the build and fails to deliver on the goal to shift left defect detection in the development cycle. Reflection is a possible workaround to observability issues. Sometimes also ad-hoc weakenings of access modifiers are performed. It is not uncommon that assertions are written on the content of log files.

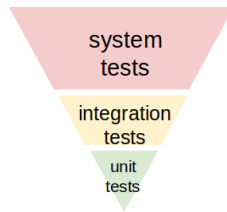


Figure 17. Unbalanced testing pyramid due to lack of unit testability

All this does not really improve the software quality and leads to further problems down the road. What actually should be done is to consider testing early in the development process and to plan for the testing requirements when designing the interfaces. Nobody would design a piece of hardware without building in facilities for testing it. The integration of testing and debugging support into a hardware system, such as JTAG [10], needs to be planned from the beginning. We do not routinely think in terms of testing interfaces about software yet, unfortunately.

When talking to companies, test-first approaches such as test-driven development are quite popular and many teams want to adopt them. Of course, even on successful adoption, this has only an immediate impact on fresh code whereas the effects will show much more slowly on the big pile of existing software.

Also moving to application frameworks that support dependency injection such as Spring [17] or Guice [9] could generally be expected to improve testability.

8.3 What are the implications on automated verification tools?

When automated verification tools such as model checkers are applied to large software then this is usually done in a divide-and-conquer fashion. The verification harnesses that are needed to verify the individual parts are very similar to unit tests, except that they do not use concrete values in the arrange section, but non-determinism and assumptions; and the assertions are usually more general post-conditions. Automated test generation tools essentially produce such harnesses automatically and instantiates them concretely. Unless a verification tool has an almighty view on the unit under test the problems are similar. Code designed for testability can be expected to be easier to handle.

Similarly to the testability analysis discussed in Section 5 one could have something like a *verifiability analysis* which, for instance, maps out a code base into parts that are practically impossible to handle, parts that we know the tool cannot handle because there are known limitations, and parts that the tool is expected to fairly reliably deliver results on (see Figure 18).

In the case of automated test generation, testability maps (cf. Section 6.2) are a tool for allowing the user to quickly spot upfront

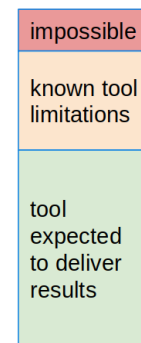


Figure 18. Verifiability map of a code base

where issue are likely to be expected and thus manage expectations early. For a verification tool, when applied to large projects, a verifiability analysis could give some indication on where to start and what the upper bounds are on what the verification tool can be expected to achieve.

9 Conclusions and Prospects

Business software is business-critical and there is a drive to increase unit-testing levels in order to be faster than the competition. Engineering managers and software architects primarily care about testing the critical parts of the code and thus test coverage needs to be normalized to those. Not all code is equally easy to test and a testability analysis can determine where issues with controllability and observability are present in a code base and why. Testability issues impact automated verification tools such as model checkers and test generators.

Diagnosing unit testability issues precisely is the first step. The next step is to provide automated resolution to improve testability by automated refactorings.

References

1. Binder, R.V.: Design for testability in object-oriented systems. *Communications of the ACM* **37**(9), 87–101 (1994), <https://doi.org/10.1145/182987.184077>
2. Binder, R.V.: *Testing Object-Oriented Systems: Models, Patterns, and Tools*. Addison Wesley (1999)
3. Bruntink, M., van Deursen, A.: An empirical study into class testability. *J. Syst. Softw.* **79**(9), 1219–1232 (2006), <https://doi.org/10.1016/j.jss.2006.02.036>
4. Chowdhary, V.: Practicing testability in the real world. In: 2009 International Conference on Software Testing Verification and Validation. pp. 260–268 (2009)
5. Cohn, M.: *Succeeding with Agile: Software Development Using Scrum*. O'Reilly (2009)
6. Edwards, N.: The effect of certain modular design principles on testability. In: *ACM SIGPLAN Notices*. vol. 10 (1975), <https://doi.org/10.1145/390016.808463>
7. Freedman, R.: Testability of software components. *IEEE Trans. Software Eng.* **17**, 553–564 (1991), <https://doi.org/10.1109/32.87281>
8. Garousi, V., Felderer, M., Kilicaslan, F.N.: A survey on software testability. *Inf. Softw. Technol.* **108**, 35–64 (2019)
9. Google, I.: Guice (2020), <https://github.com/google/guice>
10. IEEE: Ieee 1149.1-2013 standard test access port and boundary-scan architecture (2013), <https://grouper.ieee.org/groups/1149/1/>
11. Jungmayr, S.: Testability measurement and software dependencies. In: *Proceedings of the 12th International Workshop on Software Measurement*, October 7-9, 2002, Magdeburg, Germany. pp. 179–202 (2002)
12. Kálmán, R.: On the general theory of control systems. *Ire Transactions on Automatic Control* **4**, 110–110 (1959), <https://doi.org/10.1109/TAC.1959.1104873>
13. Khan, R.A., Mustafa, K.: Metric based testability model for object oriented design (mtmood). *ACM SIGSOFT Softw. Eng. Notes* **34**(2), 1–6 (2009)
14. Kout, A., Touré, F., Badri, M.: An empirical analysis of a testability model for object-oriented programs. *ACM SIGSOFT Softw. Eng. Notes* **36**(4), 1–5 (2011), <https://doi.org/10.1145/1988997.1989020>

15. McCabe, T.: A complexity measure. *IEEE Transactions on Software Engineering* **SE-2**, 308–320 (1976), <https://doi.org/10.1109/TSE.1976.233837>
16. Terragni, V., Salza, P., Pezzè, M.: Measuring software testability modulo test quality. In: *ICPC '20: 28th International Conference on Program Comprehension*, Seoul, Republic of Korea, July 13–15, 2020. pp. 241–251. ACM (2020), <https://doi.org/10.1145/3387904.3389273>
17. VMware, I.: Spring framework (2020), <https://spring.io>
18. Zhao, L.: A new approach for software testability analysis. In: Osterweil, L.J., Rombach, H.D., Soffa, M.L. (eds.) *28th International Conference on Software Engineering (ICSE 2006)*, Shanghai, China, May 20–28, 2006. pp. 985–988. ACM (2006), <https://doi.org/10.1145/1134285.1134469>