

Distributionally Robust Newsvendor with Moment Constraints

Derek Singh^{a,*}, Shuzhong Zhang^a

^a*Department of Industrial and Systems Engineering, University of Minnesota, Minneapolis, MN 55455*

ARTICLE INFO

Keywords:

robust newsvendor
moments duality
distributionally robust optimization
Wasserstein distance
Lagrangian duality

ABSTRACT

This paper expands the work on distributionally robust newsvendor to incorporate moment constraints. The use of Wasserstein distance as the ambiguity measure is preserved. The infinite dimensional primal problem is formulated; problem of moments duality is invoked to derive the simpler finite dimensional dual problem. An important research question is: How does distributional ambiguity affect the optimal order quantity and the corresponding profits/costs? To investigate this, some theory is developed and a case study in auto sales is performed. We conclude with some comments on directions for further research.

1. Introduction and Overview

1.1. Newsvendor Model

The newsvendor model is a classical problem in inventory control that has been extensively studied under a variety of settings. It is a decision problem in which the decision maker wants to determine the optimal order quantity to balance overage and underage costs to minimize losses (or alternatively maximize profits) during the next sales period, between orders. Overage costs result from ordering too much product, in excess of realized demand, which leads to waste. Underage costs result from ordering too little, short of realized demand, which leads to lost sales. The classical setting is a single decision period, for a non-perishable product, where the demand distribution is known. Scarf [13] solved the original distributionally robust formulation, which assumes knowledge of both first and second moments.

In this paper, we extend that work to allow for more precise information regarding the underlying distribution, as measured in terms of Wasserstein distance. This allows us to modulate the degree of ambiguity and investigate its effect on the optimal order quantity and the corresponding profits/losses. This is done via the framework of Wasserstein discrepancy between distributions and the problem of moments duality results. First we formulate the distributionally robust newsvendor decision problem to account for ambiguity in distribution. Next, we formulate and solve the simpler finite dimensional dual problem. After that, we use industry data to investigate the practical effects of ambiguity.

An outline of this paper is as follows. Section 1 gives an overview of the preliminary material as well as a literature review. Section 2 develops the main theoretical results to characterize the distributionally robust newsvendor model with moment constraints. Section 3 conducts a case study using a five year historical data set of monthly sales of Tesla automobiles. Section 4 discusses conclusions and suggestions for further research. All detailed proofs are deferred to the Appendix.

1.2. Literature

As mentioned previously, the original work in this problem domain was initiated by Scarf [13]. Since then, further research has been done on the topic of distributional robustness. One paper of note by Gallego and Moon [7] uses a different choice of parameters and presents an alternate proof for Scarf's ordering rule. According to the authors, this choice of parameters and method of proof are simpler and more interpretable. The development of distributionally robust optimization with moment-based ambiguity sets led to extensions that considered multiple items, risk aversion, and additional distributional properties such as asymmetry and multimodality [9, 12].

More recent, and alternative, work in distributional robustness is focused on the idea of distributionally ambiguity as measured through the statistical distance between distributions. A few of the seminal papers in this area, that use the Wasserstein distance framework, are by Gao and Kleywegt [8], Esfahani and Kuhn [6], and Blanchet and Karthyek [3]. Applications of this framework include topics in machine learning, portfolio management, inventory control, and others. A relevant example is the work by Lee et al. [11], that studies the data-driven distributionally robust risk-averse newsvendor model under Wasserstein ambiguity. The authors make the case for dispensing with the first two moment constraints (difficulty in estimation, challenges in obtaining this information in a practical setting) and analyze the resulting solutions in settings with/without risk aversion and for Wasserstein distances of order $p = 1$ and $p > 1$.

1.3. Preliminary Material

1.3.1. Definitions

The empirical measure P_n is defined as $P_n := \frac{1}{n} \sum_{i=1}^n \delta_{x_i}$ where x_i denotes the i^{th} realization of demand and δ_{x_i} is a Dirac measure. The ambiguity set for probability measures is $U_\delta(P_n) = \{P : W_d(P, P_n) \leq \delta\}$ where W_d is the Wasserstein discrepancy with associated distance function $d(\cdot, \cdot)$.

$$W_d(P, P') = \inf_{\pi} \{\mathbb{E}^\pi[d(X, Y)] : X \sim P, Y \sim P'\}.$$

Here $d(X, Y)$ is the distance between random variables X and Y that follow distributions P and P' respectively, and

*Corresponding author

Email addresses: singh644@umn.edu (D. Singh); zhangs@umn.edu (S. Zhang)

the inf is taken over all joint distributions π with marginals P and P' . To simplify the analysis, this work uses the (squared) Euclidean distance $d(x, y) = \|x - y\|_2^2 = \sum_{i=1}^n (x_i - y_i)^2$ [15].

1.3.2. Moments Duality

In Section 2 we formulate the primal decision problem for the distributionally robust newsvendor with moment constraints. Problem of moments duality results will be used to formulate the simpler yet equivalent dual problem. In this context, to specify the first moment constraint $M_1(X) = \mathbb{E}^P[X] = \mu$ and the second moment constraint $M_2(X) = \mathbb{E}^P[X^2] = (\mu^2 + \sigma^2)$, we appeal to the strong duality of linear semi-infinite programs. The dual problem appears to be more tractable than the primal problem since it only involves the (finite dimensional) empirical measure P_n as opposed to a continuum of probability measures. This allows us to solve a data-driven nested optimization problem defined by the chosen data set. A brief restatement of the duality result can be found in [14]. See Appendix B of [2] and Proposition 2 of [1] or the original work [10] for further details.

2. Theory: DRNV

This section formulates the primal and dual problems for the distributionally robust newsvendor (DRNV). A polynomial time algorithm, using the directional descent (DD) method, is developed to compute the solution to the dual.

2.1. Equivalent Objective Functions

This work will use the cost minimization form of the newsvendor decision problem. In this subsection, we show the equivalence between the cost minimization and profit maximization forms. The cost (objective) function is

$$\Pi_1(Q) = c_1 \mathbb{E}(X - Q)^+ + c_2 \mathbb{E}(Q - X)^+$$

where c_1 and c_2 denote the underage and overage costs, X denotes random demand, and Q denotes the order quantity (decision variable). The profit (objective) function is

$$\Pi_2(Q) = (p - s) \mathbb{E} \min(Q, X) - (c - s)Q$$

where $p > c > s > 0$ for sale price p , unit cost c , and salvage value s . Let us use the relations

$$\begin{aligned} \mathbb{E} \min(Q, X) &= Q - \mathbb{E}(Q - X)^+ = \mu - \mathbb{E}(X - Q)^+ \\ \mathbb{E} \max(Q, X) &= Q + \mathbb{E}(X - Q)^+ = \mu + \mathbb{E}(Q - X)^+ \end{aligned}$$

to substitute for Q , $\min(Q, X)$, in the profit function to get

$$\begin{aligned} \Pi_2(Q) &= (p - s)(Q - \mathbb{E}(Q - X)^+) - (c - s)Q \\ &= (s - p)\mathbb{E}(Q - X)^+ + (p - c)Q \\ &= (s - p)\mathbb{E}(Q - X)^+ + (p - c)(\mu + \mathbb{E}(Q - X)^+ \\ &\quad - \mathbb{E}(X - Q)^+) \\ &= (p - c)(\mu - \mathbb{E}(X - Q)^+) - (c - s)\mathbb{E}(Q - X)^+. \end{aligned}$$

Observe that maximizing $\Pi_2(Q)$ is equivalent to minimizing $\Pi_1(Q)$ for $c_1 = p - c > 0$ and $c_2 = c - s > 0$.

2.2. Primal Problem

Let us characterize constraints via the set

$$C := \{X \in \mathbb{R}_+ : M_1(X) = \mu, M_2(X) = (\mu^2 + \sigma^2), P \in U_\delta(P_n)\},$$

where \mathbb{R}_+ denotes the restriction to non-negative realized demand. The primal problem can then be written as

$$\inf_{Q \geq 0} \sup_{X \in C} c_1 \mathbb{E}(Q - X)^+ + c_2 \mathbb{E}(X - Q)^+ \quad (\text{P})$$

where Q is the order quantity, X is demand, and δ is the radius of the Wasserstein ball of distributions centered at P_n .

2.3. Dual Problem

Following the approach in [14], let $\lambda := (\lambda_1, \lambda_2, \lambda_3)$, define $\Gamma := \{\lambda : \lambda_1 \geq 0, \lambda_2, \lambda_3\}$, and apply moments duality to write the dual problem as

$$\inf_{Q \geq 0} \inf_{\lambda \in \Gamma} F(\lambda, Q) := \lambda_1 \delta + \lambda_2 \mu + \lambda_3 (\sigma^2 + \mu^2) + \sum_{i=1}^n \Psi_i(\lambda, Q) \quad (\text{D})$$

where $\Psi_i(\lambda, Q) := -\lambda_1 x_i^2 + \sup_{x \geq 0} g_i(x, \lambda, Q)$ for

$$g_i(x, \lambda, Q) := c_1(x - Q)^+ + c_2(Q - x)^+ - ax^2 + 2b_i x$$

for $a := \lambda_1 + \lambda_3$, $b_i := \lambda_1 x_i - \lambda_2/2$. The constraint $a > 0$ ensures $F(\lambda, Q)$ has finite value. Note that (D) is jointly convex in (λ, Q) . Our approach to solve (D) has two steps: (i) solve the inner problem in closed form and develop a polynomial time algorithm to compute its solution, (ii) use a bisection method to compute the solution to the outer problem. Overall, the algorithm finishes in polynomial time.

Proposition 2.1. *Let $a > 0$, $Q \geq 0$, then*

$$\sup_{x \geq 0} g_i(x, \lambda, Q) = \begin{cases} g_{i0}, & \text{if } (\lambda_1, \lambda_2) \in \tilde{R}_{i0}, \\ g_{i1}, & \text{if } (\lambda_1, \lambda_2) \in \tilde{R}_{i1}, \\ g_{i2}, & \text{if } (\lambda_1, \lambda_2) \in \tilde{R}_{i2}, \end{cases}$$

where $x_{i1} = (2b_i - c_2)/(2a)$, $x_{i2} = (2b_i + c_1)/(2a)$, $\tilde{c} = c_1 + c_2$, the g_{ij} functions are given by

$$\begin{aligned} g_{i0} &= c_2 Q, \\ g_{i1} &= c_2(Q - x_{i1}) - ax_{i1}^2 + 2b_i x_{i1}, \\ g_{i2} &= c_1(x_{i2} - Q) - ax_{i2}^2 + 2b_i x_{i2}, \end{aligned}$$

the mapping of regions to optimal solutions x^* is given by Table 1, and the \tilde{R}_{ij} regions are defined for four cases, according to the relative positions of λ_2 intercepts $\beta_1 := c_1$, $\beta_2 := -c_2$, $\beta_3 := (c_1 - c_2)/2 - 2aQ$, $\beta_4 := c_1 - 2\sqrt{a\tilde{c}Q}$.

Case 1. $\beta_3 \geq \beta_2 \cap \beta_4 \in [\beta_2, \beta_1]$.

$$\tilde{R}_{i0} := R_{i1} \cup R_{i2}, \tilde{R}_{i1} := \emptyset, \tilde{R}_{i2} := R_{i3} \cup R_{i4},$$

where regions $R_{ij} \subseteq \{\lambda_1 \geq 0, \lambda_2\}$ are given by

$$\begin{aligned} R_{i1} &:= \{x_{i2} \leq 0\}, \\ R_{i2} &:= \{x_{i2} \geq 0 \cap \lambda_2 - 2x_i \lambda_1 \geq \beta_4\}, \\ R_{i3} &:= \{x_{i1} \leq 0 \cap \lambda_2 - 2x_i \lambda_1 \leq \beta_4\}, \\ R_{i4} &:= \{x_{i1} \geq 0\}. \end{aligned}$$

Table 1
Mapping of Regions to Optimal Solutions.

Region R_{ij}	Optimal Solution x^*
\tilde{R}_{i0}	0
\tilde{R}_{i1}	x_{i1}
\tilde{R}_{i2}	x_{i2}

Case 2. $\beta_3 < \beta_2 \cap \beta_4 \in [\beta_2, \beta_1]$.

$$\tilde{R}_{i0} := R_{i1} \cup R_{i2}, \tilde{R}_{i1} := R_{i4}, \tilde{R}_{i2} := R_{i3} \cup R_{i5},$$

where R_{ij} regions are given by

$$\begin{aligned} R_{i1} &:= \{x_{i2} \leq 0\}, \\ R_{i2} &:= \{x_{i2} \geq 0 \cap \lambda_2 - 2x_i \lambda_1 \geq \beta_4\}, \\ R_{i3} &:= \{x_{i1} \leq 0 \cap \lambda_2 - 2x_i \lambda_1 \leq \beta_4\}, \\ R_{i4} &:= \{x_{i1} \geq 0 \cap \lambda_2 - 2x_i \lambda_1 \geq \beta_3\}, \\ R_{i5} &:= \{\lambda_2 - 2x_i \lambda_1 \leq \beta_3\}. \end{aligned}$$

Case 3. $\beta_3 < \beta_2 \cap \beta_4 \notin [\beta_2, \beta_1]$.

$$\tilde{R}_{i0} := R_{i1}, \tilde{R}_{i1} := R_{i3}, \tilde{R}_{i2} := R_{i2} \cup R_{i4},$$

where R_{ij} regions are given by

$$\begin{aligned} R_{i1} &:= \{x_{i2} \leq 0\}, \\ R_{i2} &:= \{x_{i2} \geq 0 \cap x_{i1} \leq 0\}, \\ R_{i3} &:= \{x_{i1} \geq 0 \cap \lambda_2 - 2x_i \lambda_1 \geq \beta_3\}, \\ R_{i4} &:= \{\lambda_2 - 2x_i \lambda_1 \leq \beta_3\}. \end{aligned}$$

Case 4. $\beta_3 \geq \beta_2 \cap \beta_4 \notin [\beta_2, \beta_1]$.

$$\tilde{R}_{i0} := R_{i1}, \tilde{R}_{i1} := \emptyset, \tilde{R}_{i2} := R_{i2} \cup R_{i3},$$

where R_{ij} regions are given by

$$\begin{aligned} R_{i1} &:= \{x_{i2} \leq 0\}, \\ R_{i2} &:= \{x_{i1} \leq 0 \cap x_{i2} \geq 0\}, \\ R_{i3} &:= \{x_{i1} \geq 0\}. \end{aligned}$$

Proof. The proof first solves the unconstrained problem to deduce that the set of possible values for optimal solution x^* for the constrained problem is $S := \{0, x_{i1}, x_{i2}\}$. From there, some analysis is done, for each of the four cases, to partition the $(\lambda_1 \geq 0, \lambda_2)$ half-plane into regions and to construct the mapping between regions and optimal solutions. Substituting the appropriate x^* per region into g_i gives the result. See Appendix for the detailed proof. \square

Theorem 2.1. DD method evaluates $f(\xi, Q) := \min_{\{\lambda_1 \geq 0, \lambda_2\}} F(\lambda_1, \lambda_2, \xi, Q)$ for $\xi := \lambda_1 + \lambda_3 > 0$, in polynomial time.

Proof. Note the DD method can evaluate $f(\xi, Q)$ in at most $\mathcal{O}(n^2)$ operations, as it searches $\mathcal{O}(n^2)$ line segments and regions that partition the $\{\lambda_1 \geq 0, \lambda_2\}$ half-plane, and it is a descent method that only needs to traverse each line segment and/or region once. This once-only traversal property holds due to the joint convexity of $F(\lambda_1, \lambda_2, \xi, Q)$. \square

DD method: Directional Descent method to compute $f(\xi, Q)$ for (D1)

Input: $\{\xi, Q, \{x_i\}, N, n, \delta, \mu, \sigma\}$

Output: $\{y_{\xi, Q} = f(\xi, Q)\}$

```

1 Sort  $\{x_i\}$  Decreasing ;
2 Define intercepts  $\{\beta_j\}$  as in Proposition 2.1;
3 Construct lines  $\{\lambda_2 = L_{ij}(\lambda_1 \geq 0)\}$  where
    $L_{ij}(\lambda_1) := 2\lambda_1 x_i + \beta_j \forall j$ ;
4 Compute  $\{V_\tau\}$ , the set of vertices  $(\lambda_1, \lambda_2)$  where
   either two or more lines  $L_{ij}$  intersect or
    $\lambda_2 \in \{L_{ij}(\lambda_1 = 0)\}$  ;
5 Set  $k = 0$  and the initial search point to  $\lambda_c(k) = V_{\tau^*}$ ,
   the vertex with the smallest value for  $F$  ;
6 while  $k < N$  do
7   Search adjacent regions  $\Gamma$  for descent directions
      $\lambda_c^\circ(k) + td_\gamma$  where we move towards the min
     value  $\lambda_\gamma^*$  for  $F_\Gamma$  ;
     /* Here  $F_\Gamma$  is defined such that  $\{\Psi_i\}$  have the same
     functional form across the entire  $(\lambda_1, \lambda_2)$  plane as in
     region  $\Gamma$ , where  $\Gamma$  is defined by the supporting lines
      $L_{ij}$ .  $\lambda_c^\circ(k)$  is an interior point to region  $\Gamma$  within  $\epsilon$  of
      $\lambda_c(k)$ . Observe that the number of regions  $\Gamma$  is  $\mathcal{O}(n^2)$ . */
8   if  $F(\lambda_\gamma^*) < F(\lambda_c(k))$  then
9     if  $\lambda_c^\circ(k) + td_\gamma \cap \{L_i\} = \emptyset$  then
10       $\lambda_c(k+1) := \lambda_\gamma^*$  ;
11     else
12       $\{\lambda_m\} := \lambda_c^\circ(k) + td_\gamma \cap \{L_{ij}\}$  ;
13       $\lambda_c(k+1) := \arg \min_{\{\lambda_m\}} \|\lambda_c(k) - \lambda_m\|$  ;
14       $k = k + 1$  ;
15     continue;
16   Search along adjacent rays  $R$  (the line segments
      $\pm \vec{L}_{ij}$  emanating from point  $\lambda_c(k)$ ) for descent
     directions  $\lambda_c(k) + td_r$  where we move towards
     a critical point  $\lambda_r^*$  with zero directional
     derivative for  $F$ , so  $D_{d_r} F(\lambda_r^*) = 0$  ;
17   if  $\{d_r : D_{d_r} F(\lambda_r^*) = 0\} \neq \emptyset$  then
18      $\lambda_c(k+1) := \arg \min_{\{\lambda_r^*\}} \|\lambda_c(k) - \lambda_r^*\|$  ;
19      $k = k + 1$  ;
20   else
21     /* There are no descent directions via regions or
     rays so we are at the min value. */
     return  $y_{\xi, Q} = F(\lambda_c(k))$  ;
```

Remark 1. The equation $\lambda_2 = L_{ij}(\lambda_1)$ is derived from algebraic manipulation and substitution for (λ_1, λ_2) in $Q = \tilde{Q}$.

Proposition 2.2. The solution to (D) can be computed in polynomial time.

Proof. The dual problem (D) is jointly convex in (λ, Q) hence $f(\xi, Q)$ is jointly convex. For fixed (ξ, Q) , $f(\xi, Q)$ can be evaluated, using the DD method, in at most $\mathcal{O}(n^2)$ operations to find the (global) minimum of a piecewise convex

quadratic function in (λ_1, λ_2) . Thus, one can apply a line search method to evaluate $h(Q) := \min_{\xi > 0} f(\xi, Q)$ with Q fixed. The constraint $\xi > 0$ ensures the piecewise quadratics have finite local minima. Finally, one can apply a bisection method to the subgradient of h to evaluate $\min_{Q \geq 0} h(Q)$ to compute the solution to (D). Note that $\max(c_1, c_2)$ is an upper bound on the magnitude of the subgradient of h ; this establishes Lipschitz continuity of h and ensures the bisection method will complete in polynomial time. \square

3. Case Study

Let us now investigate a practical application of the theory and algorithms developed in this work, using 4 years of monthly U.S. Tesla auto sales data from [5]. Sales are recorded in units of thousands and lost sales penalty $c_1 \approx 20$ whereas overage penalty $c_2 \approx 10$ (in units of thousands of dollars). We compute the (worst case) expected costs (in millions) and optimal order quantity (in thousands) as a function of ambiguity. Figure 2 shows the trajectories approach the classical (Scarf) limits of approximately 121mm USD in cost and 12,930 in order quantity. Thus, for any alternate demand distribution of Wasserstein distance at most δ , that satisfies the moment constraints, one can look up its worst case cost and order quantity. To go further, one could map the level of ambiguity δ to a statistical confidence level $\alpha \in [0, 1]$ (that the Wasserstein ball contains the true distribution) using measure concentration results [4].

For simplicity of implementation, a grid search in (λ_1, λ_2) , as opposed to the DD method, is used to evaluate $f(\xi, Q)$. A line search is used to evaluate $h(Q) := \min_{\xi > 0} f(\xi, Q)$ with Q fixed, and the bisection method is used to evaluate $\min_{Q \geq 0} h(Q)$. The algorithms are coded in Matlab and make use of standard functions such as *bisection* and *fminbnd*. No special Matlab toolboxes are needed (although parallel computing via *parfor* loops for the grid search in (λ_1, λ_2) requires use of that toolbox).

4. Conclusions and Further Work

This work has analyzed the distributionally robust newsvendor model (with moment constraints) using Wasserstein distance as the ambiguity measure. The robust newsvendor decision problem and requisite preliminary material were covered in Section 1. The simpler dual problem was formulated and solved in Section 2. Furthermore, a polynomial time algorithm, using the DD method, was developed to compute the solution. In Section 3, we presented a case study on Tesla automobile sales. Finally, we conclude with some commentary on directions for further research.

One direction for future research would be to analyze DRNV in a multiproduct and/or multiperiod setting, using the tools of semidefinite programming (SDP) and multi-stage optimization. Another direction for future research would be to explore risk-averse formulations of DRNV. Finally, perhaps a third direction for future research would be to investigate alternate forms for the objective function.

Figure 1: DD Method: Plots for $\xi = 1$

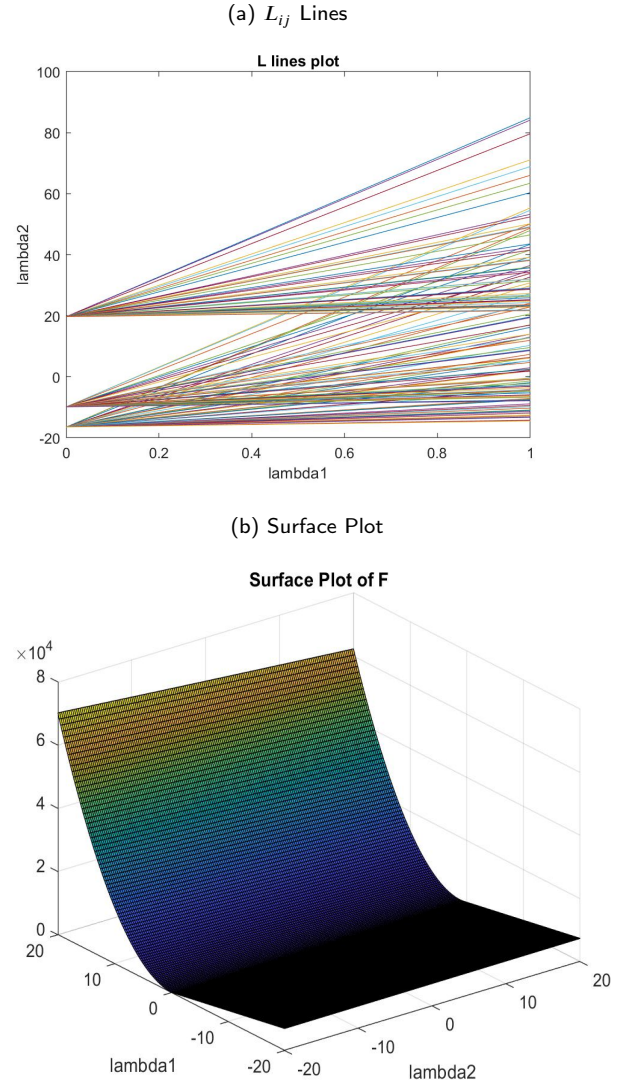
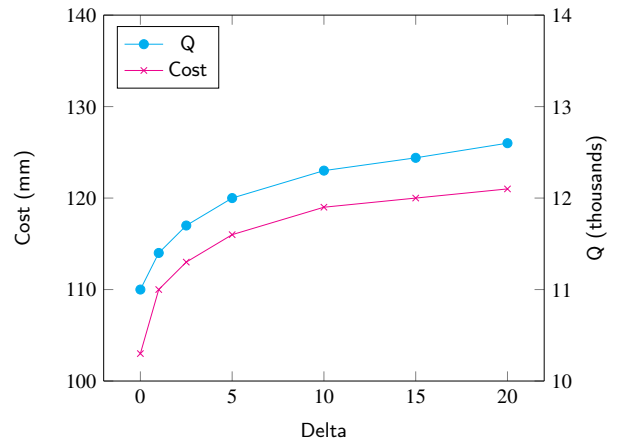


Figure 2: Costs and Optimal Order Quantity



Data and Code Availability Statement

The raw and/or processed data and Matlab code required to reproduce the findings from this research can be obtained from the corresponding author, [D.S.], upon reasonable request.

Conflict of Interest Statement

The authors declare they have no conflict of interest.

Funding Statement

The authors received no specific funding for this work.

References

- [1] Blanchet, J., Chen, L., Zhou, X.Y., 2018. Distributionally robust mean-variance portfolio selection with Wasserstein distances. arXiv preprint arXiv:1802.04885.
- [2] Blanchet, J., Kang, Y., Murthy, K., 2019. Robust Wasserstein profile inference and applications to machine learning. *Journal of Applied Probability* 56, 830–857.
- [3] Blanchet, J., Murthy, K., 2019. Quantifying distributional model risk via optimal transport. *Mathematics of Operations Research* 44, 565–600.
- [4] Carlsson, J.G., Behroozi, M., Mihic, K., 2018. Wasserstein distance and the distributionally robust TSP. *Operations Research* 66, 1603–1624.
- [5] CarSalesBase, 2020. Tesla car sales USA. //https://carsalesbase.com/us-tesla/.
- [6] Esfahani, P.M., Kuhn, D., 2018. Data-driven distributionally robust optimization using the Wasserstein metric: Performance guarantees and tractable reformulations. *Mathematical Programming* 171, 115–166.
- [7] Gallego, G., Moon, I., 1993. The distribution free newsboy problem: review and extensions. *Journal of the Operational Research Society* 44, 825–834.
- [8] Gao, R., Kleywegt, A., 2016. Distributionally robust stochastic optimization with Wasserstein distance. arXiv preprint arXiv:1604.02199.
- [9] Hanasusanto, G.A., Kuhn, D., Wallace, S.W., Zymler, S., 2015. Distributionally robust multi-item newsvendor problems with multimodal demand distributions. *Mathematical Programming* 152, 1–32.
- [10] Isii, K., 1962. On sharpness of Tchebycheff-type inequalities. *Annals of the Institute of Statistical Mathematics* 14, 185–197.
- [11] Lee, S., Kim, H., Moon, I., 2020. A data-driven distributionally robust newsvendor model with a Wasserstein ambiguity set. *Journal of the Operational Research Society*.
- [12] Natarajan, K., Sim, M., Uichanco, J., 2018. Asymmetry and ambiguity in newsvendor models. *Management Science* 64, 3146–3167.
- [13] Scarf, H., 1958. A min-max solution of an inventory problem. *Studies in the mathematical theory of inventory and production*.
- [14] Singh, D., Zhang, S., 2020. Tight bounds for a class of data-driven distributionally robust risk measures. arXiv preprint arXiv:2010.05398.
- [15] Zhao, C., Guan, Y., 2018. Data-driven risk-averse stochastic optimization with Wasserstein metric. *Operations Research Letters* 46, 262–267.

A. Proof of Proposition 2.1

Let $a > 0$, $Q \geq 0$, then

$$\sup_{x \geq 0} g_i(x, \lambda, Q) = \begin{cases} g_{i0}, & \text{if } (\lambda_1, \lambda_2) \in \tilde{R}_{i0}, \\ g_{i1}, & \text{if } (\lambda_1, \lambda_2) \in \tilde{R}_{i1}, \\ g_{i2}, & \text{if } (\lambda_1, \lambda_2) \in \tilde{R}_{i2}, \end{cases}$$

Table 2

Mapping of Regions to Optimal Solutions

Region \tilde{R}_{ij}	Optimal Solution x^*
\tilde{R}_{i0}	0
\tilde{R}_{i1}	x_{i1}
\tilde{R}_{i2}	x_{i2}

where $x_{i1} = (2b_i - c_2)/(2a)$, $x_{i2} = (2b_i + c_1)/(2a)$, $\tilde{c} = c_1 + c_2$, the g_{ij} functions are given by

$$g_{i0} = c_2 Q,$$

$$g_{i1} = c_2(Q - x_{i1}) - ax_{i1}^2 + 2b_i x_{i1},$$

$$g_{i2} = c_1(x_{i2} - Q) - ax_{i2}^2 + 2b_i x_{i2},$$

the mapping of regions to optimal solutions x^* is given by Table 2, and the \tilde{R}_{ij} regions are defined for four cases, according to the relative positions of λ_2 intercepts $\beta_1 := c_1$, $\beta_2 := -c_2$, $\beta_3 := (c_1 - c_2)/2 - 2aQ$, $\beta_4 := c_1 - 2\sqrt{a\tilde{c}Q}$.

Case 1. $\beta_3 \geq \beta_2 \cap \beta_4 \in [\beta_2, \beta_1]$.

$$\tilde{R}_{i0} := R_{i1} \cup R_{i2}, \tilde{R}_{i1} := \emptyset, \tilde{R}_{i2} := R_{i3} \cup R_{i4},$$

where regions $R_{ij} \subseteq \{\lambda_1 \geq 0, \lambda_2\}$ are given by

$$R_{i1} := \{x_{i2} \leq 0\},$$

$$R_{i2} := \{x_{i2} \geq 0 \cap \lambda_2 - 2x_i \lambda_1 \geq \beta_4\},$$

$$R_{i3} := \{x_{i1} \leq 0 \cap \lambda_2 - 2x_i \lambda_1 \leq \beta_4\},$$

$$R_{i4} := \{x_{i1} \geq 0\}.$$

Case 2. $\beta_3 < \beta_2 \cap \beta_4 \in [\beta_2, \beta_1]$.

$$\tilde{R}_{i0} := R_{i1} \cup R_{i2}, \tilde{R}_{i1} := R_{i4}, \tilde{R}_{i2} := R_{i3} \cup R_{i5},$$

where R_{ij} regions are given by

$$R_{i1} := \{x_{i2} \leq 0\},$$

$$R_{i2} := \{x_{i2} \geq 0 \cap \lambda_2 - 2x_i \lambda_1 \geq \beta_4\},$$

$$R_{i3} := \{x_{i1} \leq 0 \cap \lambda_2 - 2x_i \lambda_1 \leq \beta_4\},$$

$$R_{i4} := \{x_{i1} \geq 0 \cap \lambda_2 - 2x_i \lambda_1 \geq \beta_3\},$$

$$R_{i5} := \{\lambda_2 - 2x_i \lambda_1 \leq \beta_3\}.$$

Case 3. $\beta_3 < \beta_2 \cap \beta_4 \notin [\beta_2, \beta_1]$.

$$\tilde{R}_{i0} := R_{i1}, \tilde{R}_{i1} := R_{i3}, \tilde{R}_{i2} := R_{i2} \cup R_{i4},$$

where R_{ij} regions are given by

$$R_{i1} := \{x_{i2} \leq 0\},$$

$$R_{i2} := \{x_{i2} \geq 0 \cap x_{i1} \leq 0\},$$

$$R_{i3} := \{x_{i1} \geq 0 \cap \lambda_2 - 2x_i \lambda_1 \geq \beta_3\},$$

$$R_{i4} := \{\lambda_2 - 2x_i \lambda_1 \leq \beta_3\}.$$

Case 4. $\beta_3 \geq \beta_2 \cap \beta_4 \notin [\beta_2, \beta_1]$.

$$\tilde{R}_{i0} := R_{i1}, \tilde{R}_{i1} := \emptyset, \tilde{R}_{i2} := R_{i2} \cup R_{i3},$$

where R_{ij} regions are given by

$$\begin{aligned} R_{i1} &:= \{x_{i2} \leq 0\}, \\ R_{i2} &:= \{x_{i1} \leq 0 \cap x_{i2} \geq 0\}, \\ R_{i3} &:= \{x_{i1} \geq 0\}. \end{aligned}$$

Proof. It turns out to be useful to solve the *unconstrained* problem $\sup_{x \in \mathbb{R}} g_i$ first. To start, use the max relation

$$(Q - x)^+ = (Q - x) + (x - Q)^+ \quad (1)$$

to express function $g_i(x, \lambda, Q)$ as

$$g_i = (c_1 + c_2)(x - Q)^+ + c_2(Q - x) - ax^2 + 2b_i x. \quad (2)$$

The first order optimality conditions (for left and right derivatives) for (unconstrained) $\sup_{x \in \mathbb{R}} g_i$ say that

$$(c_1 + c_2)\mathbb{1}_{(0, \infty)}(x - Q) - c_2 - 2ax + 2b_i \geq 0, \quad (3)$$

$$(c_1 + c_2)\mathbb{1}_{[0, \infty)}(x - Q) - c_2 - 2ax + 2b_i \leq 0, \quad (4)$$

which leads to three cases for the critical point x^* .

Case 1. $x^* > Q$

$$x^* > Q \implies x^* = x_{i2} \text{ for } Q < x_{i2}.$$

Case 2. $x^* < Q$

$$x^* < Q \implies x^* = x_{i1} \text{ for } Q > x_{i1}.$$

Case 3. $x^* = Q$

This case violates the first order optimality conditions and hence does not occur.

Consequently, there are three cases for Q .

Case 1. $Q \leq x_{i1}$

$$x^* = x_{i2} \implies g_i = \hat{g}_i = \tilde{c}(x_{i2} - Q) + 2ax_{i1}x_{i2} - ax_{i2}^2 + c_2Q.$$

Case 2. $Q \geq x_{i2}$

$$x^* = x_{i1} \implies g_i = \check{g}_i = ax_{i1}^2 + c_2Q.$$

Case 3. $Q \in (x_{i1}, x_{i2})$

$$x^* \in \{x_{i1}, x_{i2}\} \implies g = \max \hat{g}_i, \check{g}_i \implies$$

$$g_i = \begin{cases} \hat{g}_i, & \text{if } x_{i1} < Q \leq \tilde{Q}, \\ \check{g}_i, & \text{if } \tilde{Q} < Q < x_{i2}. \end{cases}$$

The value $(x_{i1} + x_{i2})/2$ for \tilde{Q} is derived by equating function values for \hat{g}_i and \check{g}_i . Therefore, for the unconstrained problem the $(\lambda_1 \geq 0, \lambda_2)$ half-plane is partitioned into two regions above and below the cut line $Q = \tilde{Q} = (x_{i1} + x_{i2})/2$. Now let us consider the constrained problem $\sup_{x \geq 0} g_i$. We can reason that the optimal solution x^* is such that $x^* \in S_{012} := \{0, x_{i1}, x_{i2}\}$. It remains to determine for which regions of the half-plane that x^* takes on one of the values in S_{012} . As it turns out, there are four cases depending on the relative positions of the intercepts $\{\beta_1, \beta_2, \beta_3, \beta_4\}$.

Case 1. $\beta_3 \geq \beta_2 \cap \beta_4 \in [\beta_2, \beta_1]$.

Refer to Figure 3 and Table 3 for the analysis. Let us work with the following form for the equations for lines L_{ij} , with intercepts β_j , that cut the half-plane into regions:

$$\lambda_2 = 2\lambda_1 x_i + \beta_j. \quad (5)$$

Table 3
Intercepts

Intercept β_j	Interpretation
β_1	$x_{i2} = 0$
β_2	$x_{i1} = 0$
β_3	$g_{i1} = g_{i2}$
β_4	$g_{i0} = g_{i2}$

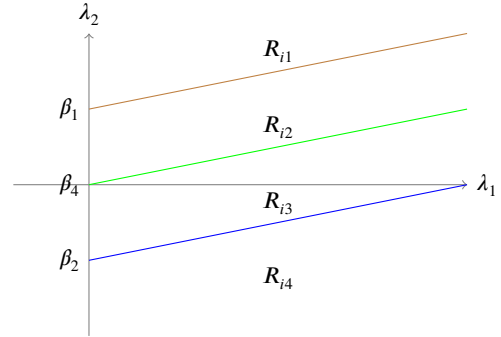


Figure 3: Case 1: Cut Lines for $(\lambda_1 \geq 0, \lambda_2)$ Half-Plane

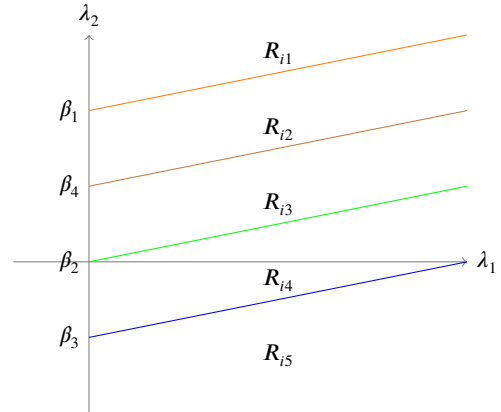


Figure 4: Case 2: Cut Lines for $(\lambda_1 \geq 0, \lambda_2)$ Half-Plane

add also define sets $S_{12} := \{x_{i1}, x_{i2}\}$ and $S_{02} := \{0, x_{i2}\}$. The only choice for $x^* \in S_{012}$ for R_{i1} is 0. Since $\beta_3 > \beta_2$, the choice x_{i1} for x^* is not available above β_2 . Furthermore, the choice for x^* in R_{i4} is x_{i2} . Some algebra gives that the choice for $x^* \in S_{02}$ is 0 for R_{i2} and x_{i2} for R_{i3} . Substituting the appropriate x^* per region into g_i gives the result.

Case 2. $\beta_3 < \beta_2 \cap \beta_4 \in [\beta_2, \beta_1]$.

Refer to Figure 4 and Table 3 for the analysis. The approach is similar to Case 1. The only choice for x^* for R_{i1} is 0. As before, the choice for $x^* \in S_{02}$ for R_{i2} is 0 and x_{i2} for R_{i3} . Some algebra gives that the choice for $x^* \in S_{12}$ is x_{i1} for R_{i4} and x_{i2} for R_{i5} . As before, substitution for x^* per region into g_i gives the result.

Case 3. $\beta_3 < \beta_2 \cap \beta_4 \notin [\beta_2, \beta_1]$.

Refer to Figure 5 and Table 3 for the analysis. The only choice for x^* for R_{i1} is 0. Since $\beta_4 < \beta_2$, the choice for

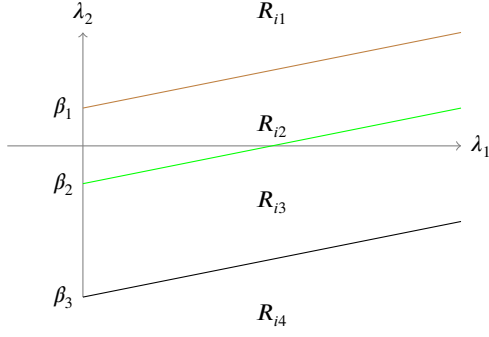


Figure 5: Case 3: Cut Lines for $(\lambda_1 \geq 0, \lambda_2)$ Half-Plane

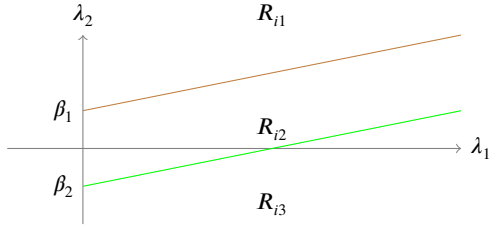


Figure 6: Case 4: Cut Lines for $(\lambda_1 \geq 0, \lambda_2)$ Half-Plane

$x^* \in S_{02}$ for R_{i2} is x_{i2} . As before, the choice for x^* on either side of β_3 is x_{i1} for R_{i3} and x_{i2} for R_{i4} .

Case 4. $\beta_3 \geq \beta_2 \cap \beta_4 \notin [\beta_2, \beta_1]$.

Refer to Figure 6 and Table 3 for the analysis. The only choice for x^* for R_{i1} is 0. Since $\beta_3 \geq \beta_2$ and $\beta_4 \notin [\beta_2, \beta_1]$, the choice for x^* for R_{i2} is x_{i2} . Same for R_{i3} .

Collecting results for all cases gives us the result for the proposition. \square