

The ground state of polaron in an ultracold dipolar Fermi gas

Kazuya Nishimura, Eiji Nakano, Kei Iida, and Hiroyuki Tajima

Department of Mathematics and Physics,

Kochi University, Kochi 780-8520, Japan

Takahiko Miyakawa

Faculty of Education, Aichi University of Education, Aichi, Japan

Hiroyuki Yabu

Department of Physics, Ritsumeikan University, Kusatsu 525-8577, Japan

(Dated: October 30, 2020)

Abstract

An impurity atom immersed in an ultracold atomic Fermi gas can form a quasiparticle, so-called Fermi polaron, due to impurity-fermion interaction. We consider a three-dimensional homogeneous dipolar Fermi gas as a medium, where the interatomic dipole-dipole interaction (DDI) makes the Fermi surface deformed into a spheroidal shape, and, using a Chevy-type variational method, investigate the ground-state properties of the Fermi polaron: the effective mass, the momentum distribution of a particle-hole (p - h) excitation, the drag parameter, and the medium density modification around the impurity. These quantities are shown to exhibit spatial anisotropies in such a way as to reflect the momentum anisotropy of the background dipolar Fermi gas. We have also given numerical results for the polaron properties at the unitarity limit of the impurity-fermion interaction in the case in which the impurity and fermion masses are equal. It has been found that the transverse effective mass and the transverse momentum drag parameter of the polaron both tend to decrease by $\sim 10\%$ when the DDI strength is raised from 0 up to around its critical value, while the longitudinal ones exhibit a very weak dependence on the DDI.

I. INTRODUCTION

The concept of a polaron was originally suggested by Landau and Pekar to describe the electron conduction in ionic crystal lattices [1, 2]: When slowly moving electrons in a lattice polarize ions around them, the electron dressed in the local polarization of ions behaves as a quasiparticle, i.e., the polaron. Nowadays, the polaron concept is used in more general cases in which impurities in a degenerate medium are accompanied by medium excitations due to impurity-medium interactions.

In the past decade, ultracold atoms have offered new opportunities both in theoretical and experimental studies of the polaron problem. Typically, an impurity atom interacts with atoms in the medium of an ultracold Fermi/Bose gas and forms a quasiparticle called Fermi/Bose polaron. In fact, these kinds of polarons have been observed in experiments that utilize radio-frequency response techniques (see Refs. [3–5] for Fermi polarons and Refs. [6–9] for Bose polarons). One of the intriguing features of these ultracold atomic polarons is experimental controllability of the system characteristics, such as particle statistics, interaction strength, and dimensionality, which would help to verify various theoretical studies of the polaron problem. For instance, because of dominance of the low-energy scattering processes in ultracold dilute medium, not only are the atomic interactions characterized by a few scattering parameters, namely, the scattering lengths and the effective ranges, but also their strengths are tunable by external field [10]. Another feature, which is more characteristic of polarons themselves, is the dependence of the polaron properties on the Fermi/Bose particle statistics of the medium. In the medium of a Bose gas, the excitations caused by the impurity atom are Bogoliubov phonons on top of the Bose-Einstein condensate (BEC) [11–13], while in the medium of a degenerate Fermi gas, various kinds of particle-hole-pair excitations near the Fermi surface behave as effective degrees of freedom and interact with the impurity [14–17]. Particularly in a strong coupling regime of the impurity-medium interaction, the impurity and the excitations can constitute few-body bound states, e.g., dimer molecules, Efimov-like states, tetramers, and so on [11, 13, 18–20].

In the present study, instead of treating such possible few-body correlations beyond the polaron picture, we focus on the medium effect on quasiparticle properties of a single polaron by taking a dipolar Fermi gas as the surrounding medium, whose salient features are the anisotropic and long-range nature of the dipole-dipole interaction (DDI). In the preceding

theoretical studies based on a variational method within the Hartree-Fock (HF) approximation, it has been shown that the DDI causes a Fermi surface deformation (FSD) in the ground state of a spin polarized dipolar Fermi gas [21, 22]. Such an exotic state, however, may not be robust for strong DDI strengths. In fact, it has been predicted from theoretical studies of density fluctuations in dipolar Fermi gases [23–25] that above a critical strength, the FSD becomes unstable with respect to growth of density waves with an infinitesimal wave vector in the direction perpendicular to the dipoles. Such instability of a dipolar Fermi gas has also been reported from a thermodynamic point of view based on the energy functional approach [22, 26, 27]. In experiments, ultracold dipolar Fermi gases have been realized for highly magnetic atoms and for polar molecules having large magnetic or electric dipole moments [28–31], and remarkably Aikawa et al. [32] has observed the FSD in a degenerate dipolar Fermi gas of Er atoms.

Inspired by such theoretical and experimental progress, in this paper we consider a single nondipolar atomic impurity moving in a three-dimensional homogeneous dipolar Fermi gas at zero temperature and then examine how its quasiparticle properties such as the effective mass and the particle-hole excitations around the impurity depend on the direction and strength of the DDI via the resulting FSD. By observing the medium density distribution around the impurity, furthermore, we briefly discuss a possible instability of the system toward a density collapse, which can be triggered by impurities through the attraction with the dipolar gas that is already susceptible to density fluctuations in the presence of the DDI. In the present calculations, we take the unitarity limit in the impurity-medium interaction to compare our results for the spatially anisotropic medium with the existing numerical data obtained for the spatially isotropic medium at the unitarity limit [33, 34]. It should be noted that the polaron problem in a dipolar Bose gas has been studied in Refs. [35, 36], in which effects of the Bogoliubov phonons in a dipolar BEC on the polaron dispersion relation and spectrum intensity have been clarified.

In Sec. II, we introduce the formalism to describe a single atomic impurity in a dipolar Fermi gas and then give an effective Hamiltonian of the system by using the single particle energy of the dipolar Fermi gas obtained from the HF calculation. To obtain the ground state wave function, we employ the variational method developed by Chevy [33] in such a way as to include a single pair of particle-hole (p - h) excitations near the deformed Fermi surface. In Sec. III, we show the numerical results for the polaron energy, the transverse and longitudinal

effective masses, the drag parameter that characterizes the momentum distribution of p - h excitations, and the medium density modification, together with discussions on these results. Section IV is devoted to summary and outlook. In this paper, we use units in which $\hbar = 1$.

II. FORMALISM

In this section, we start with the full Hamiltonian for the system of a single impurity in a uniform dipolar Fermi gas of single atomic species, and implement the Lee-low-Pines (LLP) transformation [37] to obtain the Hamiltonian written in terms only of the dipolar fermions. We then apply the HF approximation to the dipolar Fermi gas, and obtain an effective Hamiltonian, from which we calculate various properties of the Fermi polaron.

A. Full Hamiltonian

First we consider a homogeneous gas of single-component dipolar fermions at zero temperature, whose Hamiltonian is given by

$$H_d = \int_{\mathbf{r}} \psi^\dagger(\mathbf{r}) \frac{-\nabla^2}{2m} \psi(\mathbf{r}) + \frac{1}{2} \int_{\mathbf{r}, \mathbf{r}'} \psi^\dagger(\mathbf{r}') \psi^\dagger(\mathbf{r}) V_{dd}(\mathbf{r} - \mathbf{r}') \psi(\mathbf{r}) \psi(\mathbf{r}'), \quad (1)$$

where the field operator $\psi(\mathbf{r})$ is for a fermion with the mass m , and $\int_{\mathbf{r}}$ is the abbreviation of the integration over volume V , $\int_V d^3r$. With the strength of the dipole moment $d = |\mathbf{d}|$, the DDI $V_{dd}(\mathbf{r})$ is given by

$$V_{dd}(\mathbf{r}) = \frac{d^2}{r^3} \left(1 - 3 \frac{z^2}{r^2} \right), \quad (2)$$

where the dipole moments are assumed to be polarized along the z -axis. The Fourier transform of $V_{dd}(\mathbf{r})$ becomes

$$\tilde{V}_{dd}(\mathbf{q}) = \int_{\mathbf{r}} V_{dd}(\mathbf{r}) e^{-i\mathbf{q}\cdot\mathbf{r}} = \frac{4\pi}{3} d^2 (3 \cos^2 \theta_{\mathbf{q}} - 1), \quad (3)$$

where $\theta_{\mathbf{q}}$ is the angle between the momentum transfer \mathbf{q} and the dipole moment \mathbf{d} . Note that in this Hamiltonian, there is no contact interaction between two fermions in the polarized (single component) medium. Even in the presence of such contact interaction, the Pauli exclusion principle would allow us to ignore the resultant low-energy scattering.

Now let us introduce a single non-dipolar impurity of the mass M , which interacts with the dipolar medium fermions with a coupling constant g . Then the full Hamiltonian of the impurity and the medium dipolar Fermi gas is given by

$$\begin{aligned}
H(\mathbf{x}) &= H_d - \frac{\nabla_{\mathbf{x}}^2}{2M} + g \int_{\mathbf{r}} \psi^\dagger(\mathbf{r})\psi(\mathbf{r})\delta(\mathbf{r} - \mathbf{x}) \\
&= \sum_{\mathbf{q}} \frac{q^2}{2m} a_{\mathbf{q}}^\dagger a_{\mathbf{q}} + \frac{1}{2} \sum_{\mathbf{q}, \mathbf{q}', \mathbf{s}} a_{\mathbf{q}' - \mathbf{s}}^\dagger a_{\mathbf{q} + \mathbf{s}}^\dagger a_{\mathbf{q}} a_{\mathbf{q}'} \tilde{V}_{dd}(\mathbf{s}) \\
&\quad - \frac{\nabla_{\mathbf{x}}^2}{2M} + g \sum_{\mathbf{q}, \mathbf{q}'} a_{\mathbf{q}}^\dagger a_{\mathbf{q}'} e^{-i(\mathbf{q} - \mathbf{q}') \cdot \mathbf{x}}.
\end{aligned} \tag{4}$$

Here we have used the first quantization for the impurity in the coordinate representation \mathbf{x} , and expanded the field operator of fermions as $\psi(\mathbf{r}) = \frac{1}{\sqrt{V}} \sum_{\mathbf{q}} e^{i\mathbf{q} \cdot \mathbf{r}} a_{\mathbf{q}}$, where the creation and annihilation operators $a_{\mathbf{q}}^\dagger$ and $a_{\mathbf{q}}$ satisfy the canonical commutation relation:

$$\{a_{\mathbf{q}}, a_{\mathbf{q}'}^\dagger\} = \delta_{\mathbf{q}, \mathbf{q}'}. \tag{5}$$

It should be noted that the coupling constant g is related to the s -wave scattering length a via the Lippmann-Schwinger equation at the low energy limit:

$$g^{-1} = \frac{m_r}{2\pi a} - \sum_{\mathbf{q}} \frac{2m_r}{q^2}, \tag{6}$$

where the reduced mass m_r is defined in $m_r^{-1} = m^{-1} + M^{-1}$.

B. LLP transformation

Now we apply the Lee-Low-Pines theory[37] to the Hamiltonian defined in the previous subsection. We define the operator $S(\mathbf{x})$ with the momentum operator of medium fermions $\hat{\mathbf{P}}$:

$$S(\mathbf{x}) = e^{i\mathbf{x} \cdot \hat{\mathbf{P}}} \quad \text{where} \quad \hat{\mathbf{P}} = \sum_{\mathbf{q}} \mathbf{q} a_{\mathbf{q}}^\dagger a_{\mathbf{q}}. \tag{7}$$

This operator generates the LLP transformation for the annihilation operator $a_{\mathbf{q}}$ as

$$S(\mathbf{x}) a_{\mathbf{q}} S^{-1}(\mathbf{x}) = a_{\mathbf{q}} e^{-i\mathbf{q} \cdot \mathbf{x}}. \tag{8}$$

It should be noted that it transforms fermions to the co-moving frame of the impurity in which the impurity keeps staying at the origin. The Hamiltonian is then transformed as

$$\begin{aligned}
S(\mathbf{x})H(\mathbf{x})S(\mathbf{x})^{-1} &= \sum_{\mathbf{q}} \frac{q^2}{2m} a_{\mathbf{q}}^\dagger a_{\mathbf{q}} + \frac{1}{2} \sum_{\mathbf{q}, \mathbf{q}', \mathbf{s}} a_{\mathbf{q}'-\mathbf{s}}^\dagger a_{\mathbf{q}+\mathbf{s}}^\dagger a_{\mathbf{q}} a_{\mathbf{q}'} \tilde{V}_{dd}(\mathbf{s}) \\
&\quad + \frac{\left(-i\nabla_x - \hat{\mathbf{P}}\right)^2}{2M} + g \sum_{\mathbf{q}, \mathbf{q}'} a_{\mathbf{q}}^\dagger a_{\mathbf{q}'},
\end{aligned} \tag{9}$$

which in turn satisfies the commutation relation:

$$[S(\mathbf{x})H(\mathbf{x})S(\mathbf{x})^{-1}, -i\nabla_x] = 0. \tag{10}$$

This relation implies that the derivative operator $-i\nabla_x$ can be replaced with a c -number momentum, i.e., $-i\nabla_x = \mathbf{P}$. This impurity momentum \mathbf{P} corresponds to the total momentum of the transformed system (or a polaron) via $S(-i\nabla_x + \hat{\mathbf{P}})S^{-1} = -i\nabla_x$.

C. Mean-field description of dipolar Fermi gas

It has been shown that a spin polarized dipolar Fermi gas takes on a deformed Fermi surface due to the exchange contribution of the DDI [21]. In the mean-field approximation, the single-particle energy $\varepsilon_{\mathbf{q}}$ of fermions can be obtained from a self-consistent HF equation as

$$\varepsilon_{\mathbf{q}} = \frac{q^2}{2m} - \sum_{\mathbf{q}'} \tilde{V}_{dd}(\mathbf{q} - \mathbf{q}') n_{\mathbf{q}'}, \tag{11}$$

where the second term is the exchange contribution with the Fermi-Dirac distribution function given by $n_{\mathbf{q}} = \theta(\varepsilon_F - \varepsilon_{\mathbf{q}})$ at zero temperature; ε_F is the Fermi energy. The direct contribution vanishes due to the symmetry in the momentum space. In Ref. [24], it is shown that the Fermi surface determined from numerical calculations of the self-consistent single-particle energy can be well described by a spheroidal form:

$$n_{\mathbf{q}} = \theta \left(k_F^2 - \frac{1}{\beta} [q_x^2 + q_y^2] - \beta^2 q_z^2 \right), \tag{12}$$

where k_F is the Fermi momentum for non-interacting fermions. The deformation parameter β is in general less than one ($\beta < 1$) due to the attractive nature of the exchange energy,

leading to a prolate shape of the Fermi surface. For weak DDI strengths, β has been calculated in Ref. [24] as

$$\beta = 1 - \frac{2md^2k_F}{9\pi}. \quad (13)$$

In this study, instead of solving the self-consistent HF equation (11) numerically, we use a model single-particle energy that reproduces the deformed Fermi surface:

$$\varepsilon_{\mathbf{q}} = \varepsilon_0 + \frac{1}{2m_t(q)}(q_x^2 + q_y^2) + \frac{1}{2m_z(q)}q_z^2, \quad (14)$$

where ε_0 is an energy shift. The momentum-dependent effective masses, $m_z(q)$ and $m_t(q)$, are given by

$$\frac{m_z(q)}{m} = \left(\frac{1}{\lambda^2\beta^2} - 1 \right) e^{-\frac{q^2}{k_c^2}} + 1, \quad (15)$$

$$\frac{m_t(q)}{m} = \left(\frac{\beta}{\lambda^2} - 1 \right) e^{-\frac{q^2}{k_c^2}} + 1, \quad (16)$$

where $q = |\mathbf{q}|$, and λ denotes the curvature of the single particle energy. The parameters β , λ , and k_c are determined from detailed calculations of the ground state properties based on such a variational method as given in Refs. [22, 38]; numerical values of these parameters depend on a dimensionless DDI coupling constant defined as

$$C_{dd} = md^2n_f^{1/3}, \quad (17)$$

where

$$n_f = \frac{k_F^3}{6\pi^2} \quad (18)$$

is the density of the dipolar Fermi gas. See TABLE I for the values of β and λ^2 at various C_{dd} 's, where the value of k_c has been determined to be $2.5k_F$ independently of the value of C_{dd} in such a way that the model single particle energy (14) is consistent with the HF calculations. The model single-particle energy (14), together with the momentum-dependent

	$C_{dd} = 0$	$C_{dd} = 0.5$	$C_{dd} = 1.0$	$C_{dd} = 1.5$
β	1.0000	0.8747	0.7769	0.7032
λ^2	1.0000	1.0188	1.0702	1.1429

TABLE I: The C_{dd} dependence of β and λ^2 .

effective masses (15) and (16), recovers the free-particle spectrum for large q ; such asymptotic

behavior is guaranteed in the self-consistent single particle energy (11). Figure 1 depicts the behaviors of the model single-particle energies for $C_{dd} = 1.0$, together with numerical results from the self-consistent HF equation; they are found to be almost on the top of each other. Details of how we obtain the model single-particle energy and momentum-dependent effective masses on the basis of the variational method are given in Appendix A.

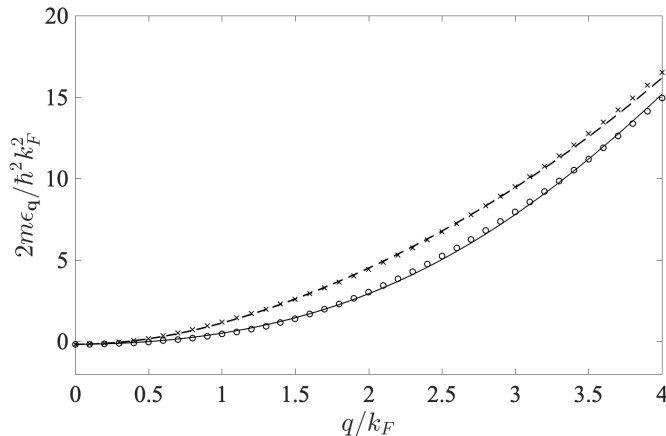


FIG. 1: Model single-particle energies $\epsilon(0,0,q)$ (solid line) and $\epsilon(q,0,0)$ (dashed line) as plotted in the presence of the DDI ($C_{dd} = 1.0$) as a function of q . In this calculation, the parameters are fixed as $\beta = 0.7769$, $\lambda^2 = 1.0702$, and $k_c = 2.5k_F$. The corresponding single-particle energies are also derived from numerical calculations in the HF approximation (circles and crosses).

D. Effective Hamiltonian

Introduction of the impurity in the medium Fermi gas brings about the particle-hole (p - h) excitations near the deformed Fermi surface. Now we assume that the medium modification can be calculated in perturbation theory, while basic properties of the medium dipolar Fermi gas are essentially unchanged. Then we can construct an effective Hamiltonian from Eq. (9) in terms only of medium fermions as

$$S(\mathbf{x})H(\mathbf{x})S(\mathbf{x})^{-1} \rightarrow H_{eff}(\mathbf{P}) = \sum_{\mathbf{q}} \varepsilon_{\mathbf{q}} a_{\mathbf{q}}^{\dagger} a_{\mathbf{q}} + \frac{(\mathbf{P} - \hat{\mathbf{P}})^2}{2M} + g \sum_{\mathbf{q}, \mathbf{q}'} a_{\mathbf{q}}^{\dagger} a_{\mathbf{q}'}, \quad (19)$$

where we have replaced the impurity's momentum operator $-i\nabla_{\mathbf{x}}$ by the total momentum of the system \mathbf{P} . In the above effective Hamiltonian, no dynamical degrees of freedom of

the impurity exist [39]. We can thus find the ground state of the system from the dipolar fermion Hamiltonian (19), which includes a deformed single-particle energy term (the first term) and the self-interaction terms (the second and the third terms).

III. POLARON PROPERTIES

In this section, using a variational method, we obtain the ground-state wave function for the polaron with the momentum \mathbf{P} , with which numerical results are shown for the rest energy (binding energy), the effective masses, the momentum drag parameters, and density fluctuations around the impurity. Discussions are finally given on these results.

A. Single particle-hole pair approximation

By following a useful approach to the spin imbalanced Fermi gas problem [15, 33], let us set up a variational state $|\Psi\rangle$ that includes excitations of a single p - h pair near the deformed Fermi surface:

$$|\Psi\rangle = F_0|fs\rangle + \sum_{k>,p<} F_{\mathbf{k},\mathbf{p}} a_{\mathbf{k}}^\dagger a_{\mathbf{p}} |fs\rangle, \quad (20)$$

where $|fs\rangle$ is the Fermi degenerate state that has fermions occupied up to the deformed Fermi surface, $k > (p <)$ denotes the summation over momenta above (below) the Fermi surface, and F_0 and $F_{\mathbf{k},\mathbf{p}}$ are variational parameters that satisfy the normalization condition:

$$|F_0|^2 + \sum_{k>,p<} |F_{\mathbf{k},\mathbf{p}}|^2 = 1. \quad (21)$$

It should be noted that in the absence of the DDI, the above simple variational ansatz (20) works for the description of polaronic properties even in the strongly attractive regime close to the unitarity limit [20, 40, 41].

The expectation value of the effective Hamiltonian (20) is represented by

$$\langle H_{eff}(\mathbf{P}) \rangle = \sum_{\mathbf{q}} \varepsilon_{\mathbf{q}} \langle a_{\mathbf{q}}^\dagger a_{\mathbf{q}} \rangle + \frac{\langle (\mathbf{P} - \hat{\mathbf{P}})^2 \rangle}{2M} + g \sum_{\mathbf{q},\mathbf{q}'} \langle a_{\mathbf{q}}^\dagger a_{\mathbf{q}'} \rangle, \quad (22)$$

where $\langle O \rangle$ is the expectation value of the operator O with respect to the state $|\Psi\rangle$: $\langle O \rangle = \langle \Psi | O | \Psi \rangle$. Substitution of the state (20) leads to the explicit representation of each term in

the right side of Eq. (22) as

$$\sum_{\mathbf{q}} \varepsilon_{\mathbf{q}} \langle a_{\mathbf{q}}^\dagger a_{\mathbf{q}} \rangle = \sum_{q <} \varepsilon_{\mathbf{q}} \left(|F_0|^2 + \sum_{k >, p <} |F_{\mathbf{k}, \mathbf{p}}|^2 \right) + \sum_{q >, p <} \varepsilon_{\mathbf{q}} |F_{\mathbf{q}, \mathbf{p}}|^2 - \sum_{k >, q <} \varepsilon_{\mathbf{q}} |F_{\mathbf{k}, \mathbf{q}}|^2, \quad (23)$$

$$\langle (\mathbf{P} - \hat{\mathbf{P}})^2 \rangle = P^2 |F_0|^2 + \sum_{k >, p <} |F_{\mathbf{k}, \mathbf{p}}|^2 [P^2 - 2\mathbf{P} \cdot (\mathbf{k} - \mathbf{p}) + (\mathbf{k} - \mathbf{p})^2], \quad (24)$$

$$\begin{aligned} \sum_{\mathbf{q}, \mathbf{q}'} \langle a_{\mathbf{q}}^\dagger a_{\mathbf{q}'} \rangle &= \sum_{q <} \left(|F_0|^2 + \sum_{k >, p <} |F_{\mathbf{k}, \mathbf{p}}|^2 \right) \\ &+ \sum_{k >, p <} (F_0 F_{\mathbf{k}, \mathbf{p}}^* + F_0^* F_{\mathbf{k}, \mathbf{p}}) + \sum_{q >, q' >, p <} F_{\mathbf{q}, \mathbf{p}}^* F_{\mathbf{q}', \mathbf{p}} - \sum_{k >, q <, q' <} F_{\mathbf{k}, \mathbf{q}}^* F_{\mathbf{k}, \mathbf{q}'}. \end{aligned} \quad (25)$$

B. p - h momentum distribution and polaron energy

We impose the normalization condition (21) on the variational state by introducing a Lagrange multiplier μ that turns out to be the energy of the system with the momentum \mathbf{P} . Up to the contribution of the energy of the background dipolar fermions, μ reads

$$\mu = E(\mathbf{P}) + \sum_{q <} \varepsilon_{\mathbf{q}}, \quad (26)$$

where $E(\mathbf{P})$ is the energy dispersion relation of a polaron. From the stationary condition $\delta \langle H_{\text{eff}} - \mu \rangle = 0$, we obtain a set of eigenvalue equations:

$$\frac{P^2}{2M} F_0 + g \sum_{q <} \left(F_0 + \sum_{k >} F_{\mathbf{k}, \mathbf{q}} \right) = E F_0, \quad (27)$$

$$\Omega_{\mathbf{k}, \mathbf{p}; \mathbf{P}} F_{\mathbf{k}, \mathbf{p}} + g \left(F_0 + \sum_{q' >} F_{\mathbf{q}', \mathbf{p}} - \sum_{q' <} F_{\mathbf{k}, \mathbf{q}'} \right) = E F_{\mathbf{k}, \mathbf{p}}, \quad (28)$$

where

$$\Omega_{\mathbf{k}, \mathbf{p}; \mathbf{P}} = \varepsilon_{\mathbf{k}} - \varepsilon_{\mathbf{p}} + \frac{P^2 - 2\mathbf{P} \cdot (\mathbf{k} - \mathbf{p}) + (\mathbf{k} - \mathbf{p})^2}{2M} + g \sum_{q <} 1. \quad (29)$$

From the Lippmann-Schwinger equation (6), the bare coupling constant g is found to be of the same order of magnitude as the inverse of the momentum cutoff for the summation term, so we can safely drop terms like $g \sum_{q' <} F_{\mathbf{k}, \mathbf{q}'}$ in Eq. (28) and also $g \sum_{q <}$ in $\Omega_{\mathbf{k}, \mathbf{p}; \mathbf{P}}$ [33].

From the eigenvalue equations (27)–(28), we obtain the equation that determines the ground-state energy $E(\mathbf{P})$:

$$E(\mathbf{P}) = \sum_{p <} \frac{1}{\frac{m_r}{2\pi a} - \sum_{k >} \left(\frac{1}{E(\mathbf{P}) - \Omega_{\mathbf{k}, \mathbf{p}; \mathbf{P}}} + \frac{2m_r}{k^2} \right) - \sum_{q <} \frac{2m_r}{q^2}} + \frac{P^2}{2M}. \quad (30)$$

Once the energy $E(\mathbf{P})$ is determined, the corresponding wave functions in the momentum representation for the p - h -excitation part, the coefficients $F_{\mathbf{k},\mathbf{p}}$ in (20), are given by

$$\begin{aligned}
F_{\mathbf{k},\mathbf{p}} &= F_0 \frac{g}{E - \Omega_{\mathbf{k},\mathbf{p};\mathbf{P}}} \left[1 - \sum_{k>} \frac{g}{E(\mathbf{P}) - \Omega_{\mathbf{k},\mathbf{p};\mathbf{P}}} \right]^{-1} \\
&= F_0 \frac{1}{E(\mathbf{P}) - \Omega_{\mathbf{k},\mathbf{p};\mathbf{P}}} \frac{1}{\frac{m_r}{2\pi a} - \sum_{k>} \left(\frac{1}{E(\mathbf{P}) - \Omega_{\mathbf{k},\mathbf{p};\mathbf{P}}} + \frac{2m_r}{k^2} \right) - \sum_{q<} \frac{2m_r}{q^2}}. \tag{31}
\end{aligned}$$

The derivation of the above formula is given in Appendix B. Physically, $F_{\mathbf{k},\mathbf{p}}$ represents the probability amplitude to create a particle with momentum \mathbf{k} and a hole with momentum \mathbf{p} simultaneously.

In Fig. 2, we show numerical results for $F_{\mathbf{k},\mathbf{p}}$ in density plots to compare between the spherical and spheroidal cases, i.e., the absence and presence of the DDI, for a finite \mathbf{P} . We observe from these figures that the p - h excitations shift to the direction of \mathbf{P} in a manner that is dependent on the deformation of the Fermi surface and that the p - h excitations are easier to occur than in the panel (b) in which \mathbf{P} is in the longitudinal direction that has the Fermi surface elongated, in the panel (d) in which \mathbf{P} is in the transverse direction with respect to the polarization that has the Fermi surface flattened and shrunk.

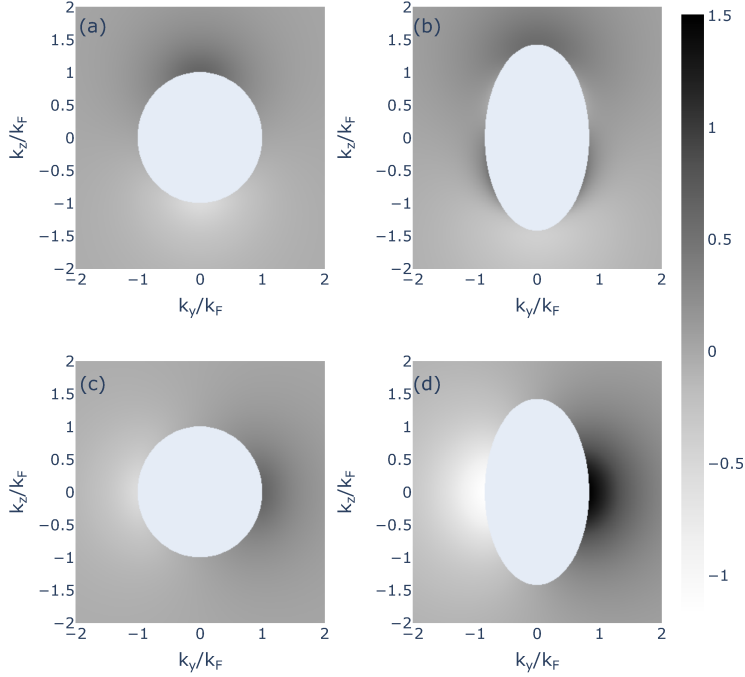


FIG. 2: Numerical results for $F_{\mathbf{k},\mathbf{p}}|_{P \neq 0} - F_{\mathbf{k},\mathbf{p}}|_{P=0}$ in k_z - k_y plane, where $\mathbf{p} \parallel \mathbf{P}$ and $F_{\mathbf{k},\mathbf{p}}$ is averaged over \mathbf{p} . (a) $C_{dd} = 0, P_z = 0.1k_F$, (b) $C_{dd} = 1.5, P_z = 0.1k_F$, (c) $C_{dd} = 0, P_y = 0.1k_F$, and (d) $C_{dd} = 1.5, P_y = 0.1k_F$.

In TABLE II, we show the values of the polaron energy calculated from Eq. (30) at the unitarity limit $a^{-1} = 0$ for the DDI strength $C_{dd} = 0 - 1.5$. We note that the case of

	$C_{dd} = 0$	$C_{dd} = 0.5$	$C_{dd} = 1.0$	$C_{dd} = 1.5$
$E(P_t = 0, P_z = 0)$	-0.3035	-0.3022	-0.2990	-0.2951
$E(P_t = 0, P_z = 0.1)$	-0.2993	-0.2980	-0.2948	-0.2908
$E(P_t = 0.1, P_z = 0)$	-0.2993	-0.2980	-0.2947	-0.2907

TABLE II: The DDI strength C_{dd} dependence of the polaron energy (in units of k_F^2/M) calculated for the total momenta $(P_t, P_z) = (0, 0), (0, 0.1), (0.1, 0)$ (in units of k_F) at $M/m = 1$ and the unitarity $a^{-1} = 0$. The momentum cutoff used in numerical calculations is $\Lambda = 100k_F$, with which enough convergence is found in the momentum integrals.

$C_{dd} = 0$ reproduces the result of the spin imbalanced system obtained in the literature [33].

The numerical results in TABLE II show that the binding energy of the polaron decreases with DDI strength by a small amount and that the polaron energy increases with increasing magnitude of the transverse and longitudinal momenta, P_t and P_z . We will examine the momentum-dependence of the polaron energy by evaluating the effective mass in the next subsection.

C. EFFECTIVE MASS

The effective mass, which characterizes the mobility of the polaron in the medium, has directional dependence because of the deformed shape of the Fermi surface by the DDI. In this paper, we adopt the definition of the effective mass based on the momentum expansion of the polaron energy:

$$E(\mathbf{P}) = E(0) + \frac{P_t^2}{2M_t} + \frac{P_z^2}{2M_z} + \mathcal{O}(P^4), \quad (32)$$

where M_t and M_z are the transverse and longitudinal effective masses, respectively:

$$M_t^{-1} = \left. \frac{\partial^2 E}{\partial P_t^2} \right|_{P=0}, \quad (33)$$

$$M_z^{-1} = \left. \frac{\partial^2 E}{\partial P_z^2} \right|_{P=0}. \quad (34)$$

In TABLE III, we show the numerical results for the DDI dependence of the effective masses: the longitudinal mass is not so sensitive to the DDI, while the transverse one tends to decrease monotonically with the strength of the DDI. It is not straightforward to understand such directional dependence because whereas a polaronic cloud composed of excitations around the impurity generally acts to increase the polaron effective mass, additional effects due to the deformation of the Fermi surface produce anisotropy in the effective mass not only via change in the structure of the polaronic cloud as depicted in Fig. 2, but also via change in the density of states available for particles and holes in the medium. It should be noted that such an anisotropic effective mass has also been reported for Bose polarons in a dipolar BEC [35].

D. Momentum drag parameter

The change of the polaron effective masses from the impurity mass M is attributable to the p - h excitations around the impurity, since they contribute to the kinetic term in (22)

	$C_{dd} = 0$	$C_{dd} = 0.5$	$C_{dd} = 1.0$	$C_{dd} = 1.5$
M_z/M	1.170	1.176	1.177	1.176
M_t/M	1.170	1.164	1.156	1.142
M_z/M_t	1.000	1.010	1.018	1.030

TABLE III: The DDI strength C_{dd} dependence of the relative effective masses, M_z/M and M_t/M , and the ratio M_z/M_t . The parameters that characterize the polaronic state are set in the the same way as in TABLE II.

through the expectation value of the momentum of medium fermions:

$$\langle \hat{\mathbf{P}} \rangle = \sum_{\mathbf{q}} \mathbf{q} \langle a_{\mathbf{q}}^\dagger a_{\mathbf{q}} \rangle = \sum_{k>,p<} (\mathbf{k} - \mathbf{p}) |F_{\mathbf{k},\mathbf{p}}|^2. \quad (35)$$

Then, let us define the drag parameter η_{ij} via

$$\langle \hat{\mathbf{P}} \rangle_i = \eta(\mathbf{P})_{ij} P_j. \quad (36)$$

In this way, η_{ij} measures the momentum-share of the p - h excitations accompanying the polaron via the wave function (31) that depends on \mathbf{P} implicitly.¹ On the basis of symmetry considerations, we may assume the diagonal form for the drag parameter:

$$\eta_i P_i = \langle \hat{\mathbf{P}} \rangle_i = \sum_{k>,p<} (k_i - p_i) |F_{\mathbf{k},\mathbf{p}}|^2, \quad (37)$$

where η_t and η_z are the transverse and longitudinal drag parameters.

TABLE IV shows the DDI dependence of the drag parameters; the p - h excitations con-

	$C_{dd} = 0$	$C_{dd} = 0.5$	$C_{dd} = 1.0$	$C_{dd} = 1.5$
$\eta_z(P_t = 0, P_z = 0.1)$	0.145	0.149	0.150	0.150
$\eta_t(P_t = 0.1, P_z = 0)$	0.145	0.142	0.135	0.129

TABLE IV: The DDI strength C_{dd} dependence of the drag parameters calculated for the momentum $(P_t, P_z) = (0, 0.1), (0.1, 0)$ (in units of k_F). The parameters that characterize the polaronic state are set in the the same way as in TABLE II.

¹ Note that, since the polaron momentum is not diffusing away in the situation considered here, we use the term “drag” in the sense of the linear momentum drag in this paper, instead of a spin drag at finite temperature [42].

tribute to 13%–15% of the momentum of a slowly-moving polaron. Just like the case of the effective mass, the transverse drag parameter monotonically decreases with increasing C_{dd} while the longitudinal one is less sensitive to C_{dd} than the transverse one.

E. Medium density distribution

In the above subsections, we have studied the DDI-dependence of the polaron properties. As suggested in earlier investigations, however, the dipolar Fermi gas itself may be unstable toward a density collapse for sufficient strong DDI's. The critical value of the DDI strength for the collapse is estimated to be $C_{dd} \simeq 2.4$ from the compressibility analysis in the variational method [22], as well as $C_{dd} \simeq 1.03$ from the analyses of collective modes [23] and zero sounds [24]. In the present study, we cannot strictly discuss the possibility that such instability could be caused by a impurity injection into a marginally stable dipolar Fermi gas, since fermion-density fluctuations, which tend to develop in the presence of the DDI, are not incorporated in the calculation. Instead, we evaluate an enhancement of the medium density distribution around the impurity by treating the impurity as an external probe at position \mathbf{x} and calculating the medium density distribution as a function of the relative distance from the impurity for $\mathbf{P} = 0$ as [43, 44]

$$\begin{aligned}
n(\mathbf{r} - \mathbf{x}) &= \langle S^{-1} \psi^\dagger(\mathbf{r}) \psi(\mathbf{r}) S \rangle \\
&= \frac{1}{V} \sum_{\mathbf{q}_1, \mathbf{q}_2} e^{-i(\mathbf{q}_2 - \mathbf{q}_1) \cdot (\mathbf{r} - \mathbf{x})} \left[|F_0|^2 \langle a_{\mathbf{q}_1}^\dagger a_{\mathbf{q}_2} \rangle + \left(F_0 \sum_{\mathbf{k} >, \mathbf{p} <} F_{\mathbf{k}, \mathbf{p}}^* \langle a_{\mathbf{p}}^\dagger a_{\mathbf{k}} a_{\mathbf{q}_1}^\dagger a_{\mathbf{q}_2} \rangle + \text{h.c.} \right) \right. \\
&\quad \left. + \sum_{\mathbf{k} >, \mathbf{p} <} \sum_{\mathbf{k}' >, \mathbf{p}' <} F_{\mathbf{k}, \mathbf{p}}^* F_{\mathbf{k}', \mathbf{p}'} \langle a_{\mathbf{p}}^\dagger a_{\mathbf{k}} a_{\mathbf{q}_1}^\dagger a_{\mathbf{q}_2} a_{\mathbf{k}'}^\dagger a_{\mathbf{p}'} \rangle \right] \\
&= n_f + |F_0|^2 \int_{\mathbf{k} >, \mathbf{p} <} \bar{F}_{\mathbf{k}, \mathbf{p}}^* \left[2e^{-i(\mathbf{p} - \mathbf{k}) \cdot (\mathbf{r} - \mathbf{x})} + \int_{\mathbf{k}_2 >} \bar{F}_{\mathbf{k}_2, \mathbf{p}} e^{-i(\mathbf{k}_2 - \mathbf{k}) \cdot (\mathbf{r} - \mathbf{x})} \right. \\
&\quad \left. - \int_{\mathbf{p}_2 <} \bar{F}_{\mathbf{k}, \mathbf{p}_2} e^{-i(\mathbf{p} - \mathbf{p}_2) \cdot (\mathbf{r} - \mathbf{x})} \right], \quad (38)
\end{aligned}$$

where we have used the normalization condition (21), and introduced the scaled variables $\bar{F}_{\mathbf{k}, \mathbf{p}} = V F_{\mathbf{k}, \mathbf{p}} / F_0$ and the abbreviated notation for the integrals, $\int_{\mathbf{q}} \equiv \int d^3 q / (2\pi)^3$, etc. It should be noted that $F_{\mathbf{k}, \mathbf{p}}$ is real and even for the transformation $\mathbf{k}, \mathbf{p} \rightarrow -\mathbf{k}, -\mathbf{p}$. Since the density distribution $n(\mathbf{r})$ diverges at $\mathbf{r} = 0$ in the limit of the infinite momentum cutoff for $\mathbf{k} >$ integrals, we have introduced a cutoff $\Lambda = 2k_F$ in numerical integration, which is

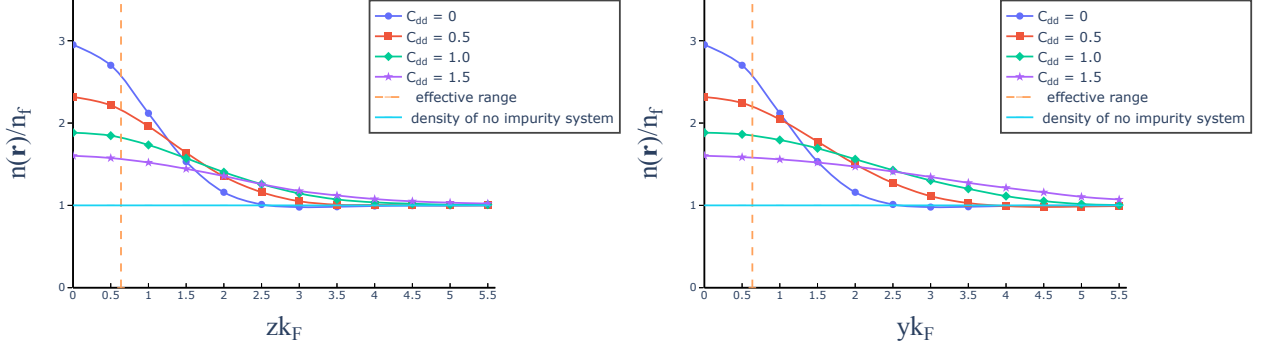


FIG. 3: The medium density distribution for the longitudinal coordinate z (left) and the vertical coordinate y (right). The parameters that characterize the polaronic state are $\Lambda = 2k_F$, $M/m = 1$, $a^{-1} = 0$, and $\mathbf{x} = 0$. Note that $n(\mathbf{r})$ approaches n_f , which corresponds to the density of a homogeneous system in the absence of the impurity, when $|\mathbf{r}| \rightarrow \infty$.

related to the effective range $r_e = \frac{4}{\pi\Lambda}$ in the impurity-medium interaction (see Appendix C for details).

Figure 3 displays the medium density distribution along z -axis and y -axis. It is found from these figures that the medium density has a significant enhancement at the center of the Fermi polaron due to the attractive nature of the interaction, which is expected if the polaron is treated as a wave packet or a dilute gas cloud in reality, and that the enhanced area broadens as the Fermi surface deformation is enlarged for stronger DDI's.^{2 3} It is interesting to note that the polaronic cloud is relatively narrow in the elongated direction of the Fermi surface, a feature that is consistent with the uncertainty principle.

Such a density enhancement implies that the increase in DDI strength C_{dd} acts to expand the local area of the polaronic cloud and may eventually trigger a local instability of a dipolar Fermi gas, which is different from the instabilities predicted in Refs. [23–27] due to growth of density fluctuations in the long wavelength limit. Unlike droplet formation in a dipolar

² In the case of Bose polarons, feedback effects of the impurity on the local structure of the medium have been discussed both in the cases of repulsive and attractive interactions [44, 45].

³ It should be noted that since the average of the medium density over the impurity position \mathbf{x} leads inevitably to the uniform density, that is, $V^{-1} \int_{\mathbf{x}} n(\mathbf{r} - \mathbf{x}) = n_f$, the medium density has to undergo a Friedel-like oscillation around n_f at long distances $zk_F, yk_F \gg 2$ although its amplitude becomes very small numerically in accordance with the behavior of $F_{\mathbf{k},\mathbf{p}}$.

BEC [46], however, such a local instability does not immediately lead to droplet formation in the dipolar Fermi gas. This is partly because in the present model Hamiltonian there is no genuine short-range repulsion among medium-fermions that can support the droplet.

IV. SUMMARY AND OUTLOOK

We have studied the single polaron properties in a homogeneous dipolar Fermi gas using a Chevy-type variational method. The dipole-dipole interaction (DDI) in the Fermi gas medium causes a spheroidal deformation of the Fermi surface, which in turn leads to anisotropy in the polaron's dispersion relation. We have investigated the DDI-dependence of various polaron properties at the unitarity limit of the impurity-medium interaction; the obtained results are summarized in TABLES II–IV and in Fig. 3. We have found significant deviations from the case of no DDI: The effective mass and the momentum drag parameter for the transverse direction with respect to the polarization both decrease with increasing the strength of DDI, while those for the longitudinal direction are both less sensitive to the DDI strength than the transverse ones. All these behaviors are attributed to the influence of the deformation of the Fermi surface, which is elusive because such deformation affects not only the structure of the polaronic cloud as depicted in Fig. 2, but also the density of states available for particles and holes in the medium.

An interesting future direction related to the present work is the instability problem of a dipolar Fermi gas, which could be caused by the impurity injection. As shown in Sec. III E, the impurity causes local enhancement of the medium density, which may eventually lead to a density collapse. Thus, if some repulsive forces exist to keep the system metastable against the collapse, a droplet formation might be expected [47]. Another possible direction of study is related to the correlation among impurities just mentioned above. Non-local effective interaction between two impurities, which can appear via, e.g., a long-range force mediated by fluctuations in the medium [43, 48–51], is expected to provide a basis for further study of multi-impurity systems [52–55].

Acknowledgments

We are grateful to Junichi Takahashi and Tomohiro Hata for useful discussion. This work was in part supported by Grants-in-Aid for Scientific Research through Grant Nos. 17K05445, 18H05406, 18H01211, and 18K03501, provided by JSPS.

-
- [1] S. I. Pekar. Local quantum states of electrons in an ideal ion crystal. Zh. Eksp. Teor. Fiz 16 341 (1946).
 - [2] L. D. Landau and S. I. Pekar. Effective mass of a polaron. Zh. Eksp. Teor. Fiz.18, 419 (1948).
 - [3] André Schirotzek, Cheng-Hsun Wu, Ariel Sommer, and Martin W. Zwierlein. Observation of fermi polarons in a tunable fermi liquid of ultracold atoms. Phys. Rev. Lett., 102:230402, Jun 2009.
 - [4] C. Kohstall, M. Zaccanti, M. Jag, A. Trenkwalder, P. Massignan, G. M. Bruun, F. Schreck, and R. Grimm. Metastability and coherence of repulsive polarons in a strongly interacting Fermi mixture. Nature (London), 485(7400):615–618, May 2012.
 - [5] F. Scazza, G. Valtolina, P. Massignan, A. Recati, A. Amico, A. Burchianti, C. Fort, M. Inguscio, M. Zaccanti, and G. Roati. Repulsive fermi polarons in a resonant mixture of ultracold Li_6 atoms. Physical Review Letters, 118(8), Feb 2017.
 - [6] J. Catani, G. Lamporesi, D. Naik, M. Gring, M. Inguscio, F. Minardi, A. Kantian, and T. Giamarchi. Quantum dynamics of impurities in a one-dimensional Bose gas. Phys. Rev. A, 85(2):023623, February 2012.
 - [7] R. Scelle, T. Rentrop, A. Trautmann, T. Schuster, and M. K. Oberthaler. Motional Coherence of Fermions Immersed in a Bose Gas. Phys. Rev. Lett., 111(7):070401, August 2013.
 - [8] Ming-Guang Hu, Michael J. Van de Graaff, Dhruv Kedar, John P. Corson, Eric A. Cornell, and Deborah S. Jin. Bose Polarons in the Strongly Interacting Regime. Phys. Rev. Lett., 117(5):055301, July 2016.
 - [9] Nils B. Jørgensen, Lars Wacker, Kristoffer T. Skalmstang, Meera M. Parish, Jesper Levinsen, Rasmus S. Christensen, Georg M. Bruun, and Jan J. Arlt. Observation of Attractive and Repulsive Polarons in a Bose-Einstein Condensate. Phys. Rev. Lett., 117(5):055302, July 2016.

- [10] Cheng Chin, Rudolf Grimm, Paul Julienne, and Eite Tiesinga. Feshbach Resonances in Ultracold Gases. arXiv e-prints, page arXiv:0812.1496, December 2008.
- [11] L. A. Peña Ardila and S. Giorgini. Impurity in a Bose-Einstein condensate: Study of the attractive and repulsive branch using quantum Monte Carlo methods. Phys. Rev. A , 92(3):033612, September 2015.
- [12] Steffen Patrick Rath and Richard Schmidt. Field-theoretical study of the Bose polaron. Phys. Rev. A , 88(5):053632, November 2013.
- [13] Yulia E. Shchadilova, Richard Schmidt, Fabian Grusdt, and Eugene Demler. Quantum Dynamics of Ultracold Bose Polarons. Phys. Rev. Lett. , 117(11):113002, September 2016.
- [14] C. Lobo, A. Recati, S. Giorgini, and S. Stringari. Normal state of a polarized fermi gas at unitarity. Phys. Rev. Lett., 97:200403, Nov 2006.
- [15] R. Combescot, A. Recati, C. Lobo, and F. Chevy. Normal state of highly polarized fermi gases: Simple many-body approaches. Phys. Rev. Lett., 98:180402, May 2007.
- [16] J. E. Baarsma, J. Armaitis, R. A. Duine, and H. T. C. Stoof. Polarons in extremely polarized fermi gases: The strongly interacting ${}^6\text{Li}$ - ${}^{40}\text{K}$ mixture. Phys. Rev. A, 85:033631, Mar 2012.
- [17] Christian Trefzger and Yvan Castin. Energy, decay rate, and effective masses for a moving polaron in a fermi sea: Explicit results in the weakly attractive limit. EPL (Europhysics Letters), 104(5):50005, dec 2013.
- [18] M. Punk, P. T. Dumitrescu, and W. Zwerger. Polaron-to-molecule transition in a strongly imbalanced fermi gas. Phys. Rev. A, 80:053605, Nov 2009.
- [19] Jesper Levinsen, Meera M. Parish, and Georg M. Bruun. Impurity in a Bose-Einstein Condensate and the Efimov Effect. Phys. Rev. Lett. , 115(12):125302, September 2015.
- [20] Pietro Massignan, Matteo Zaccanti, and Georg M. Bruun. Polarons, dressed molecules and itinerant ferromagnetism in ultracold Fermi gases. Reports on Progress in Physics, 77(3):034401, March 2014.
- [21] Takahiko Miyakawa, Takaaki Sogo, and Han Pu. Phase-space deformation of a trapped dipolar fermi gas. Phys. Rev. A, 77:061603, Jun 2008.
- [22] T Sogo, L He, T Miyakawa, S Yi, H Lu, and H Pu. Dynamical properties of dipolar fermi gases. New Journal of Physics, 11(5):055017, may 2009.
- [23] Ching-Kit Chan, Congjun Wu, Wei-Cheng Lee, and S. Das Sarma. Anisotropic-fermi-liquid theory of ultracold fermionic polar molecules: Landau parameters and collective modes.

- Physical Review A, 81(2), Feb 2010.
- [24] Shai Ronen and John L. Bohn. Zero sound in dipolar fermi gases. Phys. Rev. A, 81:033601, Mar 2010.
- [25] J. P. Kestner and S. Das Sarma. Compressibility, zero sound, and effective mass of a fermionic dipolar gas at finite temperature. Phys. Rev. A, 82:033608, Sep 2010.
- [26] Bo Liu and Lan Yin. Correlation energy of a homogeneous dipolar fermi gas. Physical Review A, 84(5), Nov 2011.
- [27] Jan Krieg, Philipp Lange, Lorenz Bartosch, and Peter Kopietz. Second-order interaction corrections to the fermi surface and the quasiparticle properties of dipolar fermions in three dimensions. Physical Review A, 91(2), Feb 2015.
- [28] Mingwu Lu, Nathaniel Q. Burdick, and Benjamin L. Lev. Quantum degenerate dipolar fermi gas. Phys. Rev. Lett., 108:215301, May 2012.
- [29] K. Aikawa, A. Frisch, M. Mark, B. Baier, R. Grimm, and F. Ferlaino. Reaching fermi degeneracy via universal dipolar scattering. Phys. Rev. Lett., 112:010404.
- [30] B. Naylor, A. Reigues, E. Maréchal, O. Gorceix, B. Laburthe-Tolra, and L. Vernac. Chromium dipolar fermi sea. Phys. Rev. A, 91:011603, Jan 2015.
- [31] Luigi De Marco, Giacomo Valtolina, Kyle Matsuda, William G Tobias, Jacob P Covey, and Jun Ye. A degenerate fermi gas of polar molecules. Science, 363(6429):853–856, 2019.
- [32] K. Aikawa, S. Baier, A. Frisch, M. Mark, C. Ravensbergen, and F. Ferlaino. Observation of fermi surface deformation in a dipolar quantum gas. Science, 345(6203):1484–1487, 2014.
- [33] F. Chevy. Universal phase diagram of a strongly interacting fermi gas with unbalanced spin populations. Phys. Rev. A, 74:063628, Dec 2006.
- [34] S. Nascimbène, N. Navon, K. J. Jiang, L. Tarruell, M. Teichmann, J. McKeever, F. Chevy, and C. Salomon. Collective oscillations of an imbalanced fermi gas: Axial compression modes and polaron effective mass. Phys. Rev. Lett., 103:170402, Oct 2009.
- [35] Ben Kain and Hong Y. Ling. Polarons in a dipolar condensate. Phys. Rev. A, 89:023612, Feb 2014.
- [36] L. A. Peña Ardila and T. Pohl. Ground-state properties of dipolar Bose polarons. Journal of Physics B Atomic Molecular Physics, 52(1):015004, January 2019.
- [37] F. E. Low T. D. Lee and D. Pines. The motion of slow electrons in a polar crystal. Phys. Rev. 90, 297 (1953).

- [38] Yasuhiro Yamaguchi, Takaaki Sogo, Toru Ito, and Takahiko Miyakawa. Density-wave instability in a two-dimensional dipolar fermi gas. Phys. Rev. A, 82:013643, Jul 2010.
- [39] Ben Kain and Hong Y. Ling. Hartree-fock treatment of fermi polarons using the lee-low-pine transformation. Phys. Rev. A, 96:033627, Sep 2017.
- [40] Nikolay Prokof'ev and Boris Svistunov. Fermi-polaron problem: Diagrammatic monte carlo method for divergent sign-alternating series. Phys. Rev. B, 77:020408, Jan 2008.
- [41] Hiroyuki Tajima and Shun Uchino. Many Fermi polarons at nonzero temperature. New Journal of Physics, 20(7):073048, July 2018.
- [42] J. E. Baarsma, J. Armaitis, R. A. Duine, and H. T. C. Stoof. Polarons in extremely polarized Fermi gases: The strongly interacting ${}^6\text{Li}$ - ${}^{40}\text{K}$ mixture. Phys. Rev. A, 85(3):033631, March 2012.
- [43] Eiji Nakano and Hiroyuki Yabu. BEC-polaron gas in a boson-fermion mixture: A many-body extension of Lee-Low-Pines theory. Phys. Rev. B, 93(20):205144, May 2016.
- [44] Moritz Drescher, Manfred Salmhofer, and Tilman Enss. Real-space dynamics of attractive and repulsive polarons in bose-einstein condensates. Physical Review A, 99(2), Feb 2019.
- [45] J. Takahashi, R. Imai, E. Nakano, and K. Iida. Bose polaron in spherical trap potentials: Spatial structure and quantum depletion. Physical Review A, 100(2), Aug 2019.
- [46] Matthias Wenzel, Tilman Pfau, and Igor Ferrier-Barbut. A fermionic impurity in a dipolar quantum droplet. Physica Scripta, 93(10):104004, sep 2018.
- [47] Aurel Bulgac. Dilute quantum droplets. Physical Review Letters, 89(5), Jul 2002.
- [48] S. Giraud and R. Combescot. Interaction between polarons and analogous effects in polarized Fermi gases. Phys. Rev. A, 85(1):013605, January 2012.
- [49] Pascal Naidon. Two Impurities in a Bose-Einstein Condensate: From Yukawa to Efimov Attracted Polarons. Journal of the Physical Society of Japan, 87(4):043002, April 2018.
- [50] A. Camacho-Guardian, L. A. Peña Ardila, T. Pohl, and G. M. Bruun. Bipolarons in a Bose-Einstein Condensate. Phys. Rev. Lett., 121(1):013401, July 2018.
- [51] Hagai Edri, Boaz Raz, Noam Matzliah, Nir Davidson, and Roei Ozeri. Observation of Spin-Spin Fermion-Mediated Interactions between Ultracold Bosons. Phys. Rev. Lett., 124(16):163401, April 2020.
- [52] G. M. Bruun, A. Recati, C. J. Pethick, H. Smith, and S. Stringari. Collisional Properties of a Polarized Fermi Gas with Resonant Interactions. Phys. Rev. Lett., 100(24):240406, June

2008.

- [53] O. Goulko, F. Chevy, and C. Lobo. Collision of two spin-polarized fermionic clouds. Phys. Rev. A , 84(5):051605, November 2011.
- [54] Hiroyuki Tajima, Junichi Takahashi, Eiji Nakano, and Kei Iida. Collisional dynamics of polaronic clouds immersed in a fermi sea, 2019.
- [55] S I Mistakidis, G C Katsimiga, G M Koutentakis, and P Schmelcher. Repulsive fermi polarons and their induced interactions in binary mixtures of ultracold atoms. New Journal of Physics, 21(4):043032, apr 2019.

Appendix A: Model single particle energy

In this appendix we examine the model single particle energy (14) that approximates the self-consistent single particle energy (11). We first summarize a variational method used in Sec. II C by writing down the number-conserving variational ansatz for the distribution function,

$$n_{\mathbf{q}} = \theta \left(k_F^2 - \frac{1}{\beta} [q_x^2 + q_y^2] - \beta^2 q_z^2 \right)$$

with $k_F = (6\pi^2 n_f)^{1/3}$, which is given by Eq. (12). Here, the parameter β characterizes the deformation of the Fermi surface. Given the ansatz, the total energy can be derived as

$$\frac{E(\beta)}{V} = \frac{1}{m} n_f^{5/3} \left[C \left(\frac{2\beta}{3} + \frac{1}{3\beta^2} \right) - \frac{\pi}{3} C_{dd} I(\beta) \right] = \frac{1}{m} n_f^{5/3} \mathcal{E}(\beta), \quad (\text{A.1})$$

where $C = 3(6\pi^2)^{2/3}/10$ and the function $I(\beta)$ is given by

$$I(\beta) = \frac{6}{1 - \beta^3} \left[1 - \sqrt{\frac{\beta^3}{1 - \beta^3}} \arctan \left(\frac{1 - \beta^3}{\beta^3} \right) \right] - 2.$$

In this variational method, the ground state energy and the optimal value of β are determined by the stationary condition for the total energy, Eq. (A.1), with respect to β at fixed C_{dd} . For non-interacting fermions ($C_{dd} = 0$), β equals unity, leading to a spherical Fermi surface. As the DDI strength increases, β becomes less than one, leading to a prolate Fermi surface.

Let us turn to the model single particle energy consistent with the ansatz (12), which is written in terms of the optimal β as

$$\epsilon_{\mathbf{q}} = \epsilon_0 + \frac{\lambda^2}{2m} \left(\frac{1}{\beta} (q_x^2 + q_y^2) + \beta^2 q_z^2 \right), \quad (\text{A.2})$$

where

$$\epsilon_0 = -\frac{(6\pi^2)^{1/3} k_F^2}{9\pi} C_{dd} I(\beta) \quad (\text{A.3})$$

is the HF self-energy at $\mathbf{q} = 0$ obtained by substituting the ansatz (12) into the right side of Eq. (11). Here, λ is the curvature parameter of the single particle energy and is determined by the relationship

$$\epsilon_F = \epsilon_0 + \frac{\lambda^2 k_F^2}{2m},$$

where ϵ_F is given by $V^{-1} \partial E / \partial n_f|_V$ with E given by Eq. (A.1). Thus the variational single particle energy in this procedure can be regarded as that of a quasiparticle with anisotropic effective masses $m_z/m = 1/\beta^2 \lambda^2$ and $m_t/m = \beta/\lambda^2$ because expression (A.2) can now be rewritten as

$$\epsilon_{\mathbf{q}} = \epsilon_0 + \frac{1}{2m_t} (q_x^2 + q_y^2) + \frac{1}{2m_z} q_z^2, \quad (\text{A.4})$$

where ϵ_0 is still given by Eq. (A.3).

For $C_{dd} = 1.0$, the deformation and curvature parameters can be obtained from the above procedure as $\beta = 0.7769$ and $\lambda^2 = 1.0702$. The variational single particle energies, $\epsilon(0, 0, q)$ and $\epsilon(q, 0, 0)$, calculated from Eq. (A.4) for such parameter values are plotted as dot-dashed line and dotted line in Fig. 4, respectively. Both of them agree with the self-consistent HF single particle energy below and around the Fermi energy, but clearly deviate from the HF result well above the Fermi energy. This deviation can be corrected in such a way as to reproduce the free-particle spectrum for large q , which is guaranteed by the self-consistent HF equation. Thus we employ the model single particle energy (14) with the momentum-dependent effective masses, which agrees well with the HF result even above the Fermi energy as shown in Fig. 4. We note that the value of k_c has been determined to be $2.5k_F$ independently of the value of C_{dd} in such a way that the model single particle energy (14) is consistent with the HF calculations.

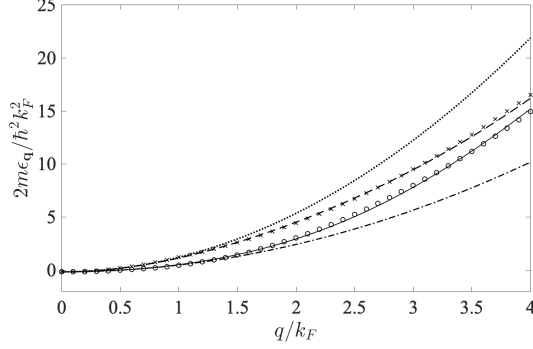


FIG. 4: Same as Fig. 1 with additional plots of $\epsilon(0,0,q)$ (dot-dashed line) and $\epsilon(q,0,0)$ (dotted line) given by Eq. (A.4).

Appendix B: Eigenvalue problem for polaron energy

From Eq. (28), one finds an equation for the auxiliary field $\chi_{\mathbf{p}} = F_0 + \sum_{k>} F_{\mathbf{k},\mathbf{p}}$,

$$\chi_{\mathbf{p}} = F_0 + \frac{1}{V} \sum_{k>} \frac{g\chi_{\mathbf{p}}}{E - \Omega_{\mathbf{k},\mathbf{p};\mathbf{P}}}. \quad (\text{B.1})$$

Plugging this into Eq. (27), one obtains

$$\frac{g}{V} \sum_{\mathbf{p}} \frac{g^{-1}F_0}{g^{-1} - \frac{1}{V} \sum_{k>} \frac{1}{E - \Omega_{\mathbf{k},\mathbf{p};\mathbf{P}}}} = \left(E - \frac{P^2}{2M} \right) F_0, \quad (\text{B.2})$$

which leads to Eq. (31).

Appendix C: Effective range

We derive a relation between the momentum cutoff and the effective range. From the LS equation, the two-body T -matrix satisfies

$$T(\mathbf{k}, \mathbf{k}', \omega_+) = g\gamma_{\mathbf{k}}\gamma_{\mathbf{k}'} + \frac{g}{V} \sum_{\mathbf{p}} \frac{\gamma_{\mathbf{p}}^2}{\omega_+ - \mathbf{p}^2/2m_r} T(\mathbf{p}, \mathbf{k}', \omega_+), \quad (\text{C.1})$$

where we take a cutoff Λ via

$$\gamma_{\mathbf{k}} = \theta(\Lambda - |\mathbf{k}|). \quad (\text{C.2})$$

If we set

$$T(\mathbf{k}, \mathbf{k}', \omega_+) = \gamma_{\mathbf{k}} t(\omega_+) \gamma_{\mathbf{k}'}, \quad (\text{C.3})$$

then

$$t(\omega_+) = g \left[1 - \frac{g}{V} \sum_{\mathbf{p}}^{\Lambda} \frac{1}{\omega_+ - p^2/2m_r} \right]^{-1}. \quad (\text{C.4})$$

Since the scattering amplitude $f(\mathbf{k})$ is related to the T -matrix as

$$f(\mathbf{k}) = -\frac{m_r}{2\pi} T(\mathbf{k}, \mathbf{k}, k^2/2m_r + i\delta), \quad (\text{C.5})$$

we obtain from Eqs. (C.3) and (C.4)

$$\begin{aligned} f(\mathbf{k}) &= -\frac{m_r}{2\pi} \gamma_{\mathbf{k}} g \left[1 + \frac{g}{V} \sum_{\mathbf{p}}^{\Lambda} \frac{1}{p^2/2m_r - k^2/2m_r - i\delta} \right]^{-1} \\ &= -\frac{m_r}{2\pi} \gamma_{\mathbf{k}} g \left[1 + \frac{gm_r}{\pi^2} \left(\Lambda - k \tanh^{-1} \left(\frac{k}{\Lambda} \right) + \frac{i\pi k}{2} \right) \right]^{-1}, \end{aligned} \quad (\text{C.6})$$

where we have used

$$\begin{aligned} \frac{1}{V} \sum_{\mathbf{p}}^{\Lambda} \frac{1}{p^2/2m_r - k^2/2m_r - i\delta} &= \frac{2m_r}{2\pi^2} \int_0^{\Lambda} dp \frac{p^2}{p^2 - k^2 - i\delta} \\ &= \frac{m_r}{\pi^2} \left(\Lambda - k \tanh^{-1} \left(\frac{k}{\Lambda} \right) + \frac{i\pi k}{2} \right). \end{aligned} \quad (\text{C.7})$$

The scattering amplitude can be also written in terms of the s -wave scattering length a and effective range r_e as

$$f(\mathbf{k}) = -\frac{1}{a^{-1} - r_e k^2/2 + ik}, \quad (\text{C.8})$$

so we obtain

$$-a^{-1} + \frac{1}{2} r_e k^2 = -\theta(\Lambda - |\mathbf{k}|) \frac{2\pi}{m_r} \left[g^{-1} + \frac{m_r}{\pi^2} \left(\Lambda - k \tanh^{-1} \left(\frac{k}{\Lambda} \right) \right) \right]. \quad (\text{C.9})$$

Finally, comparison of the $O(k^2)$ terms in the left and right sides of Eq. (C.9), which can be made by using $\tanh^{-1}(k/\Lambda) \approx k/\Lambda + O(k^3)$, leads to the relation between the effective range and the cutoff,

$$r_e = \frac{4}{\pi\Lambda}. \quad (\text{C.10})$$