

Interplay of coherence and interaction in light propagation through waveguide QED lattices

Tarush Tiwari,¹ Dibyendu Roy,² and Rajeev Singh³

¹*School of Biochemical Engineering, Indian Institute of Technology (Banaras Hindu University), Varanasi 221005, India.*

²*Raman Research Institute, Bangalore 560080, India.*

³*Department of Physics, Indian Institute of Technology (Banaras Hindu University), Varanasi 221005, India.*

(Dated: October 29, 2020)

We investigate the role of optical nonlinearity in light propagation through two different waveguide QED lattices, namely a chain of qubits with direct coupling between the nearest neighbors and a chain of connected resonators to each of which a qubit is side-coupled. We apply an efficient truncated Heisenberg-Langevin equations method to show loss of coherent light transmission with increasing intensity in these lattices due to effective photon-photon interactions and related photon blockade mediated by nonlinearity in qubits. In contrast to the direct-coupled qubits, we find a revival in the coherent light transmission in the side-coupled qubits at relatively higher intensities due to saturation of qubits by photons. We further study these lattices within the quasi-classical approximation, which fails for a broad set of parameters. We then devise a technique to modify the quasi-classical analysis to give much better results. Lastly, we examine light propagation in an inhomogeneous lattice of side-coupled qubits and observe non-monotonicity in light transmission with increasing light intensity.

I. INTRODUCTION

The physics of mesoscopic collections of quantum particles has been extensively explored in the past for investigating quantum effects such as size confinements, interference, interactions, and band-topology [1]. The quantization of conductances, persistent currents, and Coulomb blockade are well-known examples of quantum effects in lower dimensional systems. Though these phenomena were particularly popular for mesoscopic electrical devices, recent efforts in quantum photonics have also demonstrated many interesting mesoscopic quantum effects in various cavity [2], circuit [3] and waveguide QED [4, 5] set-ups. Some such recent discoveries are the photon blockade and quantum nonlinearity for propagating single photons through an elongated ensemble of laser cooled atoms in an optical-dipole trap [6, 7], a dissipative phase transition in a one-dimensional circuit QED lattice [8], and the cooperative Lamb shift in a mesoscopic array of ions suspended in a Paul trap [9]. Motivated by these fantastic developments in experiments, we here study nonlinear quantum transport of light through one-dimensional (1D) waveguide QED lattices. The waveguide QED lattices are characterized by either (a) an absence of optical confinement (cavity) along the light propagation direction or (b) the coupling to and from the cavity(ies) dominating the internal system losses in the so-called overcoupled regime [4, 10]. These special features of the waveguide QED lattices separate our study from other recently explored cavity and circuit QED lattices [8, 11–19].

The photonic systems have their own distinctive features different from electrical devices. Photons being charge-neutral do not interact with each other and can have very long spatial and temporal coherence. Effective interaction between photons can be realized through

their coupling to matter. Our present study employs such light-matter coupling to investigate the interplay of coherence and interaction in photons' quantum transport in a 1D mesoscopic array of qubits. These qubits can be considered to be made of alkali atoms (e.g., rubidium atoms in [6, 7]) or superconducting qubits (e.g., transmon qubit in [8]) or ions (e.g., Sr^+ ions in [9]). The features of the above qubits and their interactions with light can be very diverse. Nevertheless, we here consider some general models of the light-matter coupling and the interactions between qubits. We mainly choose two different models for the 1D lattice of qubits; these are (a) a chain of qubits with direct coupling between the nearest neighbors, and (b) a chain of connected resonators to each of which a qubit is side-coupled. While we do not have any confinement along the light-propagation for the direct-coupled qubits, we work in the overcoupled regime [4, 10] for the chain of connected resonators with side-coupled qubits.

The theoretical study of correlated quantum transport of light is a nontrivial problem. Many different theoretical approaches, including analytical [12, 15, 16, 20–35] and numerical [36–40] methods, have been explored in recent years. One major challenge in applying these theories is the scaling of the system sizes from single or multiple qubits to a mesoscopic collection of qubits. We here develop and implement a truncated Heisenberg-Langevin equations (THLE) approach and a quasi-classical analysis with complex interactions to scale up the system sizes. The Heisenberg-Langevin equations have been applied in recent years for studying correlated light transmission in a chain of two-level systems [40]. We here show the benefits of truncation in the number of user variables to efficiently capture the main features of the nonlinear quantum transport and scaling up the system sizes.

Next, we compare the THLE approach to a quasi-classical analysis (QCA) [41] recently used in the theoretical analysis of experimental observation of dissipa-

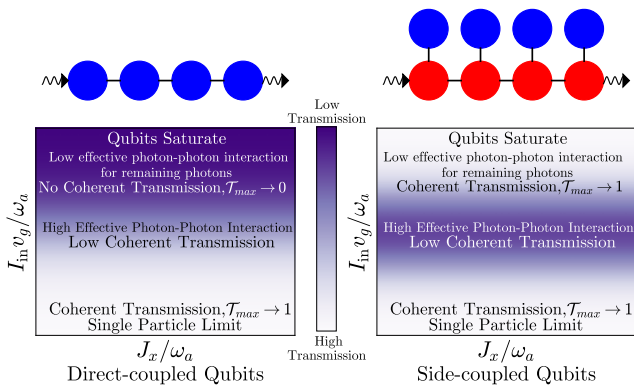


FIG. 1. Cartoons showing the arrangement of the direct and side-coupled qubits mediums through which the photons are incoming from the left and transmitted to the right. The blue circles represent the qubits while the red ones represent the resonators. For each medium we show, in the parameter space of input intensity (I_{in}) and inter-site coupling (J_x), the regions of high transmission with the color gradient. With increasing intensity we observe an initial increase in effective photon-photon interaction followed by the saturation of qubits at very high intensity. The saturation of qubits has opposite effect on transmission in the two mediums, causing a complete loss of transmission in the direct-coupled system while a revival of full coherent transmission through the resonators for the side-coupled one.

tive phase transition in a 1D circuit QED lattice [8]. The system in Fitzpatrick et al. [8] has relatively large qubit relaxation as well as intrinsic photon loss from every site of the medium. We are here interested in a waveguide QED system with negligible or no loss from the middle sites of it as we wish to understand the interplay of coherence and interaction. We are surprised to find that such a QCA badly fails in the absence of internal losses in bulk. We specifically notice that contrary to the results from the THLE, there is always some frequency that has perfect transmission within the QCA. It appears that the source of such discrepancy is due to failure of QCA in capturing photons' inelastic scattering and the related effective interaction between photons generated in our models. To revive the QCA in such situations, we propose to analytically continue (or modify) the interaction parameter to the complex plane. We develop a simple scheme to find the complex interaction parameter for the modified QCA. We see the modified QCA works significantly well when it is compared to the THLE. The advantage of the modified QCA is that it is simpler to implement numerically for much longer lattices than the THLE.

We then apply the THLE and modified QCA to study the interplay of coherence and interaction in light propagation through the two open waveguide QED lattice models. At low intensities of the incident light, we find coherent light propagation in both the models, which can be investigated by any of THLE, QCA, and modified

QCA. The interaction dominates light propagation for increasing intensities in an array of direct-coupled qubits. The transmission coefficient in this model falls with an increasing power due to the photon-photon blockade, which is generated by the nonlinearity (interaction) at the qubits. This regime can be adequately analyzed only by either THLE or modified QCA. For the side-coupled qubits, the effect of interaction on light propagation is non-monotonic with increasing intensity of input light for the side-coupled qubits. The light transmission coefficient at resonant condition first decays with growing power, and then it again enhances with further increase in intensity when photons saturate the qubits. The rest of the paper is organized in the following sections and appendices. The models, analysis, primary results, and outlook are given in the next four sections. We also include technical details of our research in the appendices for the interested readers.

II. MODELS

We consider a 1D medium either comprising of qubits with direct coupling between the nearest neighbors or a resonator chain to which the qubits are side-coupled. To model the transmission through the system, we couple the ends of the medium to photon baths, where incident light from the left bath excites the qubit/resonator at one end and propagates through the system to reach the right bath at the other end (see Fig. 1). The entire system including the baths is described by the Hamiltonian

$$H = H_M + H_{LB} + H_{RB} + H_{LM} + H_{RM}, \quad (1)$$

where H_M represents the Hamiltonian of the medium which, in this paper, can be the direct-coupled qubits (H_{direct}) or resonator chain with side-coupled qubits (H_{side}). H_{LB} (H_{RB}) is the left (right) bath and H_{LM} (H_{RM}) is the coupling between the chain and the left (right) bath. The bath and the bath-medium coupling Hamiltonians within the Markovian approximation are [40]

$$H_{LB} = \int_{-\infty}^{+\infty} dk \hbar \omega_k a_{Lk}^\dagger a_{Lk}, \quad (2)$$

$$H_{RB} = \int_{-\infty}^{+\infty} dk \hbar \omega_k a_{Rk}^\dagger a_{Rk}, \quad (3)$$

$$H_{LM} = \int_{-\infty}^{+\infty} dk \hbar g_L (a_{Lk}^\dagger \chi_1 + \chi_1^\dagger a_{Lk}), \quad (4)$$

$$H_{RM} = \int_{-\infty}^{+\infty} dk \hbar g_R (a_{Rk}^\dagger \chi_N + \chi_N^\dagger a_{Rk}). \quad (5)$$

The operators a_{Lk}^\dagger and a_{Rk}^\dagger are the creation operators with wave number k in the left and right side baths respectively. We set the ground state energy of the bath to be zero and have $[a_{Lk'}, a_{Lk}^\dagger] = [a_{Rk'}, a_{Rk}^\dagger] = \delta(k - k')$.

The bosonic operators χ_1 and χ_N correspond to the left and right most qubits/resonators of the medium, which are coupled to the baths with strengths g_L and g_R respectively.

The baths are kept at a temperature of 0K to ensure a coherent light source. At time t_0 the medium-bath coupling is switched on and incoming light interacts with the ends of the chain. For a weak bath-medium coupling, we write H_{LM} and H_{RM} within the rotating wave approximation where we drop the counter rotating terms.

A. Direct-coupled array of qubits

A simple Bose-Hubbard type model system that shows correlated light propagation is a 1D array of qubits with direct coupling between nearest neighbors [12, 14, 19]:

$$H_M = H_{direct} = \sum_{i=1}^N \hbar\omega_{q_i} b_i^\dagger b_i + \hbar U b_i^\dagger b_i (b_i^\dagger b_i - 1) + \sum_{i=1}^{N-1} 2\hbar J_x (b_i^\dagger b_{i+1} + b_{i+1}^\dagger b_i). \quad (6)$$

Here, b_i^\dagger and b_i are the bosonic creation and annihilation operators at site i with ω_{q_i} being the qubit frequency and $[b_i, b_j^\dagger] = \delta_{i,j}$. $2J_x$ is the coupling strength between neighboring qubits. U determines the strength of on-site interaction, which is repulsive for positive U . In the limit $U \rightarrow \infty$, the qubit maps to a two-level system. The on-site interaction at the qubits induces optical nonlinearity in the model by preventing multiple excitations by photons, and is responsible for the inelastic light scattering studied in this work.

B. Side-coupled array of qubits

We also study a chain of connected resonators to each of which a qubit is side-coupled. This model is similar to the system investigated in [8]. In contrast to [8], we consider here no photon loss from the resonators to investigate perfect coherence of the waveguide QED medium. The Hamiltonian of the model is

$$H_M = H_{side} = \sum_{i=1}^N (H_i^q + H_i^r + H_i^{rq}) + \sum_{i=1}^{N-1} H_i^{hop}, \quad (7)$$

where,

$$H_i^r = \hbar\omega_{r_i} f_i^\dagger f_i, \quad (8)$$

$$H_i^q = \hbar\omega_{q_i} b_i^\dagger b_i + \hbar U b_i^\dagger b_i (b_i^\dagger b_i - 1), \quad (9)$$

$$H_i^{rq} = \hbar g_i (b_i^\dagger f_i + f_i^\dagger b_i), \quad (10)$$

$$H_i^{hop} = 2\hbar J_x (f_i^\dagger f_{i+1} + f_{i+1}^\dagger f_i). \quad (11)$$

Similar to the directly coupled qubit chain, b_i^\dagger and b_i are the creation and annihilation operators for the qubits

with qubit frequency ω_{q_i} and on-site interaction U . The resonator chain is a one dimensional array of bosonic resonators with creation and annihilation operators f_i^\dagger and f_i , respectively, and resonator frequency ω_{r_i} . Each resonator in the chain is coupled to its nearest neighbors, with coupling strength $2J_x$, and side-coupled with the qubit, with resonator-qubit coupling strength g_i .

III. ANALYSIS OF THE MODELS

A. Integrating out the baths

The Heisenberg equations of the baths and resonators can be integrated out, and we only need to deal explicitly with the Heisenberg equations of the qubits where the bath and resonator dynamics appear as parameters in these equations. Integrating out the baths gives us the quantum Langevin equations (QLEs) for the qubits and resonators [40, 42]. Following Manasi and Roy [40], we first integrate out the baths. The Heisenberg equations for the photon operators of the bath, a_{Lk} and a_{Rk} are inhomogeneous linear differential equations. The initial condition (at $t = t_0$) will set the direction of the incoming light in the system. By solving the Heisenberg equations for the baths, we obtain the time evolution of the bath operators [40] given by,

$$a_{Lk}(t) = \mathcal{G}_k(t - t_0) a_{Lk}(t_0) - ig_L \int_{t_0}^t dt' \mathcal{G}_k(t - t') \chi_1(t'), \quad (12)$$

$$a_{Rk}(t) = \mathcal{G}_k(t - t_0) a_{Rk}(t_0) - ig_R \int_{t_0}^t dt' \mathcal{G}_k(t - t') \chi_N(t'), \quad (13)$$

where, $\mathcal{G}_k(\tau) = \theta(\tau) e^{-iv_g k \tau}$ is the retarded Green's function of the baths. The bath solutions, Eqs. 12-13, are substituted in the remaining equations of motion for the qubits and give rise to the noise operators due to the baths which are given as, $\eta_L(t) = \int_{-\infty}^{\infty} dk \mathcal{G}_k(t - t_0) g_L a_{Lk}(t_0)$ and $\eta_R(t) = \int_{-\infty}^{\infty} dk \mathcal{G}_k(t - t_0) g_R a_{Rk}(t_0)$. These noises coming from the baths can be converted to constant numbers by considering an appropriate initial condition. Assuming that a coherent light is incident from the left and the initial state (at $t = t_0$) for the coherent light source is $|E_p, \omega_p\rangle$,

$$a_{Lk}(t_0) |E_p, \omega_p\rangle = E_p \delta(v_g k - \omega_p) |E_p, \omega_p\rangle, \quad (14)$$

$$a_{Rk}(t_0) |E_p, \omega_p\rangle = 0, \quad (15)$$

where E_p is the amplitude of the incoming light while ω_p is its frequency. The initial condition converts the noises from the bath into the Rabi frequency of the system, given by $\Omega_L = g_L E_p / v_g$, and medium-bath coupling rates from the left and right baths given by, $\Gamma_L = \pi g_L^2 / v_g$ and $\Gamma_R = \pi g_R^2 / v_g$ respectively. The noise terms can now

be replaced in the QLEs for the qubits/resonators with these constant terms. The Rabi frequency appears in the system of equations either as a constant source term or as prefactors to certain operators, while the bath-medium coupling rates only appear as the latter. The incoming photon frequency (ω_p) appears as time-dependent phase factors in the QLEs which are absorbed by suitable re-definition of the operators.

B. Truncated Heisenberg-Langevin equations

As the qubits/resonators are bosonic, each of them can have any number of excitations. These excited states appear as powers of b_i and b_i^\dagger in the operators. To describe the THLE, we need to consider every independent boson operator for each qubit/resonator for each site; which are $\{I, b_i, b_i^\dagger, b_i^\dagger b_i, b_i^2, b_i^{\dagger 2}, b_i^\dagger b_i^2, b_i^{\dagger 2} b_i, b_i^{\dagger 2} b_i^2, \dots\}$. However, as there are infinite number of possible operators, we must truncate the set of boson operators. If we restrict our system to have only one excitation, then only the first four of these operators would enter the equations. In this case, for example, to obtain the set of equations for two qubits we consider every operator in the set $\{I, b_1, b_1^\dagger, b_1^\dagger b_1\} \otimes \{I, b_2, b_2^\dagger, b_2^\dagger b_2\}$, which gives 16 independent operators. The operator $I \otimes I$ is ignored as it has no dynamics and we are left with 15 operators. The number of operators increases exponentially as number of qubits (N) increases and are given by $\{I, b_i, b_i^\dagger, b_i^\dagger b_i\}^{\otimes N}$.

Including more excited states in our operator set will increase the accuracy of the results, however, for relatively high on-site interaction (U), appropriate accuracy can be achieved by considering a limited number of excited states. As more excited states per site (m) are included, the number of operators increases with a polynomial growth where the exponent is $2N$, we denote m as maximum number of bosons per site. For example, if $m = 2$, the number of operators for a chain of two qubits ($N = 2$) increases to 80 as the operator set becomes $\{I, b_i, b_i^\dagger, b_i^\dagger b_i, b_i^2, b_i^{\dagger 2}, b_i^\dagger b_i^2, b_i b_i^{\dagger 2}, b_i^2 b_i^{\dagger 2}\}^{\otimes 2}$. Similarly, for a chain with N qubits with m allowed excited states per site, we shall get $(m + 1)^{2N} - 1$ operators.

We illustrate the THLE analysis by writing the equations of motion for the simplest system considered here, namely a single qubit. The expectation values of qubit operators after integrating the baths from the equations along with its phase factor are denoted as,

$$\mathcal{S}_{jk} = \langle b_1^{\dagger j} b_1^k \rangle e^{(-j+k)i\omega_p(t-t_0)}, \quad (16)$$

where the phase factor has been chosen such that the RHS of the equations of motion have no explicit time dependence. A few examples can be, $\mathcal{S}_{01} = \langle b_1 \rangle e^{i\omega_p(t-t_0)}$, $\mathcal{S}_{22} = \langle b_1^{\dagger 2} b_1^2 \rangle$. Applying this convention to our equations, and setting $m = 2$, we get the following set of eight coupled differential equations:

$$\frac{d\mathcal{S}_{01}}{dt} = -(i\delta\omega_{q_1} + \Gamma_L + \Gamma_R)\mathcal{S}_{01} - 2iU\mathcal{S}_{12} - i\Omega_L, \quad (17)$$

$$\begin{aligned} \frac{d\mathcal{S}_{02}}{dt} &= -(\delta\omega_{q_1} + 2\Gamma_L + 2\Gamma_R)\mathcal{S}_{02} - 2iU(\mathcal{S}_{02} + 2\mathcal{S}_{13}) \\ &\quad - 2i\Omega_L\mathcal{S}_{01}, \end{aligned} \quad (18)$$

$$\frac{d\mathcal{S}_{11}}{dt} = -2(\Gamma_L + \Gamma_R)\mathcal{S}_{11} - i\Omega_L(\mathcal{S}_{10} - \mathcal{S}_{01}), \quad (19)$$

$$\begin{aligned} \frac{d\mathcal{S}_{12}}{dt} &= -(i\delta\omega_{q_1} + 3\Gamma_L + 3\Gamma_R)\mathcal{S}_{12} - 2iU(\mathcal{S}_{12} + \mathcal{S}_{23}) \\ &\quad - i\Omega_L(2\mathcal{S}_{11} - \mathcal{S}_{02}), \end{aligned} \quad (20)$$

$$\frac{d\mathcal{S}_{22}}{dt} = 2(2\Gamma_L + 2\Gamma_R)\mathcal{S}_{22} - i\Omega_L(2\mathcal{S}_{21} - 2\mathcal{S}_{12}). \quad (21)$$

here, $\delta\omega_{q_1} = \omega_{q_1} - \omega_p$ and the remaining equations are the hermitian conjugates of the equations 17, 18 and 20. In the truncation scheme with $m = 2$, we ignore all other equations with higher values of j, k in Eq. 16. Note that we still get the operators we have ignored due to the truncation on the RHS of the above equation for example in Eqs. 18-20 and their hermitian conjugates. We drop these terms in the further analysis, and explicitly check the accuracy of the truncation by considering various values of m . As mentioned before, increasing m increases accuracy of the results but also expands the set of equations.

The equations 17-21, and their hermitian conjugates, can be re-written in a matrix form with the vectors $\mathcal{S}(t) = \{\mathcal{S}_{01}, \mathcal{S}_{02}, \mathcal{S}_{10}, \mathcal{S}_{11}, \mathcal{S}_{12}, \mathcal{S}_{20}, \mathcal{S}_{21}, \mathcal{S}_{22}\}^T$ and $\Omega = \{-i\Omega_L, 0, i\Omega_L, 0, 0, 0, 0, 0\}^T$. The linear system of equations can be represented very compactly as

$$\frac{d\mathcal{S}(t)}{dt} = \mathcal{Z}\mathcal{S}(t) + \Omega. \quad (22)$$

Assuming the qubits in the ground state before irradiation with photon, we solve the coupled set of equations to get the steady-state results, which occurs when $t \gg t_0$ after some transient time. We obtain the long-time ($t \rightarrow \infty$) steady-state solution by solving $\frac{d\mathcal{S}(t)}{dt} = 0$, which gives the time independent solution of the equations as $\mathcal{S}(t \rightarrow \infty) = -\mathcal{Z}^{-1}\Omega$.

C. Integrating out the resonators

To model the side-coupled system of qubits, we first solve the QLEs for the resonators coupled to the baths and qubits, just as it was done in the case of baths. For a single qubit-resonator pair, we denote the expectation values of resonator operators after integrating the baths similar to those of the qubits in Eq. 16 by:

$$F_{jk}(t) = \langle f_1^{\dagger j} f_1^k \rangle e^{(-j+k)i\omega_p(t-t_0)}. \quad (23)$$

With this notation, the QLE for the resonator variable turns into the following equation:

$$\frac{dF_{01}(t)}{dt} = -(i\delta\omega_{r_1} + \Gamma)F_{01}(t) - ig\mathcal{S}_{01}(t) - i\Omega_L. \quad (24)$$

Here, $\delta\omega_{r_1} = \omega_{r_1} - \omega_p$, $\Gamma = \Gamma_L + \Gamma_R$ and $\mathcal{S}_{01}(t)$ is the qubit operator as mentioned in III B. Since the resonator has no non-linearity (it is modeled as a harmonic oscillator), we note that Eq. 24 is an inhomogeneous linear differential equation which is not connected to any other variables of the resonator apart from F_{01} . We now integrate Eq. 24 to obtain a formal solution of the equation as:

$$F_{01}(t) = F_{01}(t_0)\mathcal{G}_A(t - t_0) - i\Omega_L \int_{t_0}^t \mathcal{G}_A(t - t')dt' - ig \int_{t_0}^t \mathcal{G}_A(t - t')\mathcal{S}_{01}(t')dt', \quad (25)$$

where, $\mathcal{G}_A(\tau) = e^{-A\tau}\theta(z)$ and $A = i\delta\omega_{r_1} + \Gamma$. This is quite analogous to integrating out the baths, except that the last integral in Eq. 25 retains a memory of the qubits' time-evolution; thus, the Eq. 25 is non-Markovian in nature. For simplicity, we now make the Markovian approximation, and we replace $\mathcal{S}_{01}(t')$ in Eq. 25 by $\mathcal{S}_{01}(t)$. This simplifies the equation by neglecting any retardation effect. We can now write at long-time ($t \rightarrow \infty$) steady-state:

$$F_{01}(t \rightarrow \infty) = -i\frac{\Omega_L}{A} - i\frac{g}{A}\mathcal{S}_{01}(t \rightarrow \infty). \quad (26)$$

The Eq. 26 is then substituted in the differential equations obtained after taking expectation of the QLEs of the qubits, which for $m=2$ at long time ($t \rightarrow \infty$) gives

$$\left. \frac{d\mathcal{S}_{01}(t)}{dt} \right|_{t \rightarrow \infty} = - \left[i\delta\omega_{q_1} + \frac{g^2}{A} \right] \mathcal{S}_{01} - 2iU\mathcal{S}_{12} - \frac{g\Omega_L}{A}, \quad (27)$$

$$\left. \frac{d\mathcal{S}_{02}(t)}{dt} \right|_{t \rightarrow \infty} = -2 \left[i\delta\omega_{q_1} + \frac{g^2}{A} \right] \mathcal{S}_{02} - 2iU(\mathcal{S}_{02} + 2\mathcal{S}_{13}) - 2\frac{g\Omega_L}{A}\mathcal{S}_{01}, \quad (28)$$

$$\left. \frac{d\mathcal{S}_{11}(t)}{dt} \right|_{t \rightarrow \infty} = - \left[\frac{g^2}{A} + \frac{g^2}{A^*} \right] \mathcal{S}_{11} - g\Omega_L \left[\frac{\mathcal{S}_{10}}{A} + \frac{\mathcal{S}_{01}}{A^*} \right], \quad (29)$$

$$\left. \frac{d\mathcal{S}_{12}(t)}{dt} \right|_{t \rightarrow \infty} = - \left[i\delta\omega_{q_1} + 2\frac{g^2}{A} + \frac{g^2}{A^*} \right] \mathcal{S}_{12} - 2iU(\mathcal{S}_{12} + 2\mathcal{S}_{23}) - g\Omega_L \left[2\frac{\mathcal{S}_{11}}{A} + \frac{\mathcal{S}_{02}}{A^*} \right], \quad (30)$$

$$\left. \frac{d\mathcal{S}_{22}(t)}{dt} \right|_{t \rightarrow \infty} = -2 \left[\frac{g^2}{A} + \frac{g^2}{A^*} \right] \mathcal{S}_{22} - 2g\Omega_L \left[\frac{\mathcal{S}_{21}}{A} + \frac{\mathcal{S}_{12}}{A^*} \right], \quad (31)$$

and the rest of the equations are hermitian conjugates of 27, 28, 30. The Eqs. 27-31 and its hermitian conjugates can be re-written in the matrix form and solved to obtain the steady-state solution in the same way as mentioned in III B.

For longer system lengths, similar to the system of single qubit-resonator pair, we obtain N linear inhomogeneous QLEs for the resonators in an array of N resonator-qubit pairs. Also similar to the single site case, the above mentioned approximations can be applied to integrate the resonators' QLEs and to obtain the long-time steady-state relations between F 's and \mathcal{S} 's. After integration, the steady-state relations between F 's and \mathcal{S} 's are in turn substituted in the differential equations obtained after taking expectation of the QLEs of the qubits. As the resonators can be integrated out, the numerical complexity of the problem is determined only by the qubits.

D. The quasi-classical analysis

The models studied here can also be investigated using a quasi-classical system of equations, which are obtained by the classical limit approximation ($\langle b_j^\dagger b_j \rangle = |\beta|^2 \beta_j$), where the operators are replaced by their averages ($\langle b_j \rangle = \beta_j$) [41]. This approximation limits the set of equations in their first moment. For the direct-coupled qubits system, we obtain

$$\dot{\beta}_j = - (i\delta\omega_{q_j} + \Gamma_j)\beta_j - 2iU|\beta_j|^2\beta_j - 2iJ_x(\beta_{j-1} + \beta_{j+1}) - i\Omega_L\delta_{1,j}, \quad (32)$$

where, $\Gamma_j = 0$ for $2 \leq j \leq N-1$, $\Gamma_1 = \Gamma_L$ and $\Gamma_N = \Gamma_R$. If $N = 1$, $\Gamma = \Gamma_L + \Gamma_R$. We use open boundary condition for the medium, i.e., $\beta_0 = \beta_{N+1} = 0$.

The quasi-classical equations can be derived for the side-coupled qubits in the same manner. For the resonator chain, let $\langle f_j \rangle = \alpha_j$ and hence for N resonator-qubit pairs in the side-coupled model we get $2N$ quasi-classical equations which are

$$\dot{\alpha}_j = - (i\delta\omega_{r_j} + \Gamma_j)\alpha_j - 2iJ_x(\alpha_{j-1} + \alpha_{j+1}) - ig_j\beta_j - i\Omega_L\delta_{1,j}, \quad (33)$$

$$\dot{\beta}_j = - i\delta\omega_{q_j}\beta_j - 2iU|\beta_j|^2\beta_j - ig_j\alpha_j, \quad (34)$$

where, $\Gamma_j = 0$ for $2 \leq j \leq N-1$, $\Gamma_1 = \Gamma_L$ and $\Gamma_N = \Gamma_R$. If $N = 1$, $\Gamma = \Gamma_L + \Gamma_R$. Again we use the open boundary condition, i.e. $\alpha_0 = \alpha_{N+1} = 0$.

These equations are solved using standard numerical differential equation solvers to obtain the long-time steady-state solutions. At very low intensities when the interaction and non-linearity in the system are not significant, the QCA has a perfect agreement with the THLE results. However, with increasing intensity, the QCA fails to capture any inelastic scattering effects as predicted by the THLE analysis. The peaks in transmission profile calculated using QCA starts shifting towards higher frequencies as the intensity is increased. This drastic failure

of QCA is possibly a reflection of the fact that the approximation is missing the inelastic scattering of the photons due to interaction. If we consider the Eq. 32 carefully we realize that the interaction term is contributing as extra occupation dependent contribution to the oscillation frequency instead of a term that can cause a decrease in oscillation amplitude. The blockade phenomena should have contributed the latter. In particular, for the QCA, there is always some frequency that has perfect transmission. In the case where input intensity is very high, the shift can be so large that the peak may go outside the range of input frequencies considered and it can be mistakenly interpreted as very low transmission caused by interaction.

As we increase the system sizes further in the THLE analysis, the number of THLEs grows exponentially which tends to reach the computational limit even after large truncation. In contrast to THLE analysis, the quasi-classical equations can be solved very easily as there are only N equations involved. The quasi-classical equations increase linearly with system size N and hence enables us to analyze inelastic scattering for hundreds of qubits.

The non-linearity in the QCA due to on-site interaction term can cause more than one steady-states, e.g., a multi-stability in the system which is absent in the present THLE analysis with one-time variables. It is also possible to find stable oscillating solutions for these quasi-classical equations. These non-linear features of the quasi-classical equations appear at high intensities, while the QCA begins to fail even at much lower inten-

sity. We also carried out a self-consistent mean-field analysis of the system, (see Appendix C), but it also fails to capture the inelastic scattering at higher intensities. Interestingly, both the approximate analyses, namely QCA and self-consistent mean-field, give the same incorrect results for a wide range of parameters.

E. Modified quasi-classical equations

A careful analysis of the quasi-classical equations reveals that the above mentioned shift in the transmission profile is due to the on-site interaction term (U). We observe that we need to incorporate inelastic scattering of light and related loss of photons in the QCA. To highlight the fact that this inelastic scattering and the related photon loss are caused due to interaction, we modify the interaction parameter U to become a complex number (U_{eff}). We choose its value to match the THLE analysis results for the single qubit case (details of the derivation are given in Appendix A) which gives

$$U_{\text{eff}} = \frac{\Gamma (S_y \delta\omega_{q_1} - \Gamma \beta_{ss}^r)}{2S_y^2 \Omega_L} - \frac{i\Gamma^2 (S_y - \beta_{ss}^i)}{2S_y^2 \Omega_L}, \quad (35)$$

where

$$\beta_{ss}^r = \frac{|\beta_{ss}| S_x}{\sqrt{S_x^2 + S_y^2}} \quad \beta_{ss}^i = \frac{|\beta_{ss}| S_y}{\sqrt{S_x^2 + S_y^2}}, \quad (36)$$

and

$$S_x = -\frac{\Omega_L ((\delta\omega_{q_1} + 2U)^2 \delta\omega_{q_1} + 12U\Omega_L^2 + 9\Gamma^2 \delta\omega_{q_1})}{(\delta\omega_{q_1} + 2U)^2 (\Gamma^2 + \delta\omega_{q_1}^2) + 4(\delta\omega_{q_1} + 2U)U\Omega_L^2 + 12U\Omega_L^2 \delta\omega_{q_1} + 9\Gamma^4 + 9\Gamma^2 \delta\omega_{q_1}^2} \quad (37)$$

$$S_y = -\frac{\Gamma \Omega_L ((\delta\omega_{q_1} + 2U)^2 + 9\Gamma^2)}{(\delta\omega_{q_1} + 2U)^2 (\Gamma^2 + \delta\omega_{q_1}^2) + 4(\delta\omega_{q_1} + 2U)U\Omega_L^2 + 12U\Omega_L^2 \delta\omega_{q_1} + 9\Gamma^4 + 9\Gamma^2 \delta\omega_{q_1}^2}. \quad (38)$$

where $\Gamma = \Gamma_L + \Gamma_R$ and $|\beta_{ss}| = \sqrt{(\beta_{ss}^r)^2 + (\beta_{ss}^i)^2}$.

For a single qubit, we find almost perfect agreement between THLE and the modified QCA from its inception, apart from small deviations due to truncation error. Quite remarkably, we find that the modified equations work well even for longer chains. The advantage of using quasi-classical equations lies in its simplicity and computational efficiency, which enables us to study the transmission for much longer system sizes which are computationally more challenging.

The correction for the on-site interaction can also be carried out for the more realistic side-coupled system. Again, for the side-coupled system, we try to replicate the THLE results using the QCA and obtain a similar expression for U_{eff} (see Appendix B for details). For a

single qubit-resonator pair, the complex on-site interaction also nicely captures the inelastic scattering of the incident photons and related photon loss.

As U_{eff} was calculated using the single site case for both the media, it does not depend on J_x . Nevertheless, we find a good agreement between the THLE and corrected QCA for greater system sizes as long as relatively low values of J_x ($< \Gamma_L = \Gamma_R$) are used. However, an increase in J_x causes disagreements between the THLE and modified QCA. Albeit, the corrected QCA gives quite useful results for a good range of parameters in both the media.

For the direct-coupled qubit array, within the limited system sizes that we could explore using the THLE analysis, we find very little system size dependence of the resonant transmission. This suggests that the inelastic

scattering and photon loss caused by on-site interactions seem to be dominated at the two ends. This is also consistent with earlier studies on two level atoms in absence of nearest neighbor interactions [40]. However, we end up causing too much of inelastic scattering and photon loss using a homogeneous complex on-site interaction everywhere in the modified QCA. In fact, the resonant transmission for a homogeneous complex on-site interaction decreases with increasing system size and eventually falls to zero. This mismatch can be surmounted by applying complex on-site interaction only at the two ends of the medium while using its real part in the bulk of the chain. With this fix, we obtain system size independent transmission upto a chain of 300 qubits.

F. Transmission coefficient for the medium

To obtain the output transmission from the right end of the medium, we calculate the solutions of the coupled differential equations in the THLE analysis for the medium. The intensity of incoming light from the left side of the medium is I_{in} ($= E_p^2/2\pi v_g^2$). For the direct-coupled qubit medium, the transmission coefficient, at time t , for a medium of N qubits is given as

$$\mathcal{T}_{\text{THLE}}(t) = \frac{2\Gamma_R}{I_{\text{in}}} \langle b_N^\dagger b_N \rangle, \quad (39)$$

where $\langle b_N^\dagger b_N \rangle$ is the number operator expectation value at the output qubit. We can similarly obtain the QCA transmission coefficient by calculating the expectation value of the qubit operator β_N from the QCA (Eq. 32). The QCA transmission coefficient is given as

$$\mathcal{T}_{\text{QCA}}(t) = \frac{2\Gamma_R}{I_{\text{in}}} \beta_N^*(t) \beta_N(t). \quad (40)$$

For the side-coupled qubits, the output photons are coming out from the resonator at the rightmost end and not from the qubit as for the direct-coupled qubit system. Hence, for a medium of N qubit-resonators pairs, the transmission coefficient is given as

$$\mathcal{T}_{\text{THLE}}(t) = \frac{2\Gamma_R}{I_{\text{in}}} \langle f_N^\dagger f_N \rangle, \quad (41)$$

where $\langle f_N^\dagger f_N \rangle$ is the expectation value of the number operator of the rightmost resonator. It is found by substituting the steady-state solutions of the qubits' variables in the integrated output resonator's equation at steady-state. For example, for a single qubit-resonator pair, to find the resonator number operator (F_{11}), we multiply Eq. 26 with its conjugate, to obtain the final relation as

$$F_{11} = \frac{\Omega_L^2 + g\Omega_L(\mathcal{S}_{01} + \mathcal{S}_{10}) + g^2\mathcal{S}_{11}}{AA^*}. \quad (42)$$

Longer system sizes can also be dealt in a similar manner. Similar to Eq. 40, we can obtain the transmission

coefficient for the side-coupled array of qubits using the quasi-classical equations (Eq. 34) as

$$\mathcal{T}_{\text{QCA}}(t) = \frac{2\Gamma_R}{I_{\text{in}}} \alpha_N^*(t) \alpha_N(t). \quad (43)$$

IV. RESULTS

A. Transmission through direct-coupled array of qubits

For the direct-coupled array of N qubits, we calculate the steady-state solutions using both THLE and QCA. We first set $v_g = 1$ and measure various parameters in units of qubit frequency ω_a . We assume all qubits in their ground state before irradiation with the photons, i.e. $\mathcal{S}(t \rightarrow t_0) = 0$ and $\beta_j(t \rightarrow t_0) = 0$. The steady-state solutions of Eqs. 39 and 40 are denoted as \mathcal{S}^∞ and β_i^∞ , which we use to obtain the steady-state transmission coefficients: $\mathcal{T}_{\text{THLE}}^\infty$ and $\mathcal{T}_{\text{QCA}}^\infty$. For the modified QCA we replace the on-site interaction U with U_{eff} in Eq. 40 and obtain the transmission coefficient $\mathcal{T}_{\text{MQCA}}^\infty$.

We show in Fig. 2 the steady-state transmission for a single qubit and a pair of two directly coupled qubits using THLE, QCA and modified QCA analyses. For both single qubit and two direct-coupled qubit mediums, all the transmission results are calculated with maximum six bosons per qubit ($m = 6$) for the THLE analysis. For a single qubit, we show the transmission profiles, i.e. $\mathcal{T}_{\text{THLE}}^\infty$, $\mathcal{T}_{\text{QCA}}^\infty$ and $\mathcal{T}_{\text{MQCA}}^\infty$ versus scaled frequency ω_p/ω_a for different input intensities (I_{in}) in Fig. 2(a,d,g). At low input intensity, Fig. 2(a), the photon transport through the medium is coherent and we observe that the transmission profile for a single qubit has a single peak with maximum possible transmission at resonance. The three analyses, namely THLE, QCA and modified QCA, agree completely with each other as well. However, as we increase the intensity, Fig. 2(d,g), the on-site interaction (U) at the qubits creates effective interactions between photons mediated by the qubits' excitations. Such effective interactions or optical nonlinearities cause photon blockade resulting in loss of coherent transport of photons, which is observed as decreasing of maximum transmission in the THLE transmission profile. Instead of showing a decrease in maximum transmission, the QCA only shows a shift in the transmission profile Fig. 2(d,g), while the modified QCA agrees with the THLE results.

The decrease in maximum transmission showing loss of coherence due to photon blockade, at resonant input frequency $\omega_p = \omega_a$, is more clear in Fig. 2(j), where we show lowering of transmission with increasing intensity. The reduction of transmission at very high light intensities is due to the saturation of qubits by photons, which completely blocks any transmission of light to the other end. This results in no interaction between the remaining photons. The observed decrease in the QCA transmission is due to the shifting of the transmission profile,

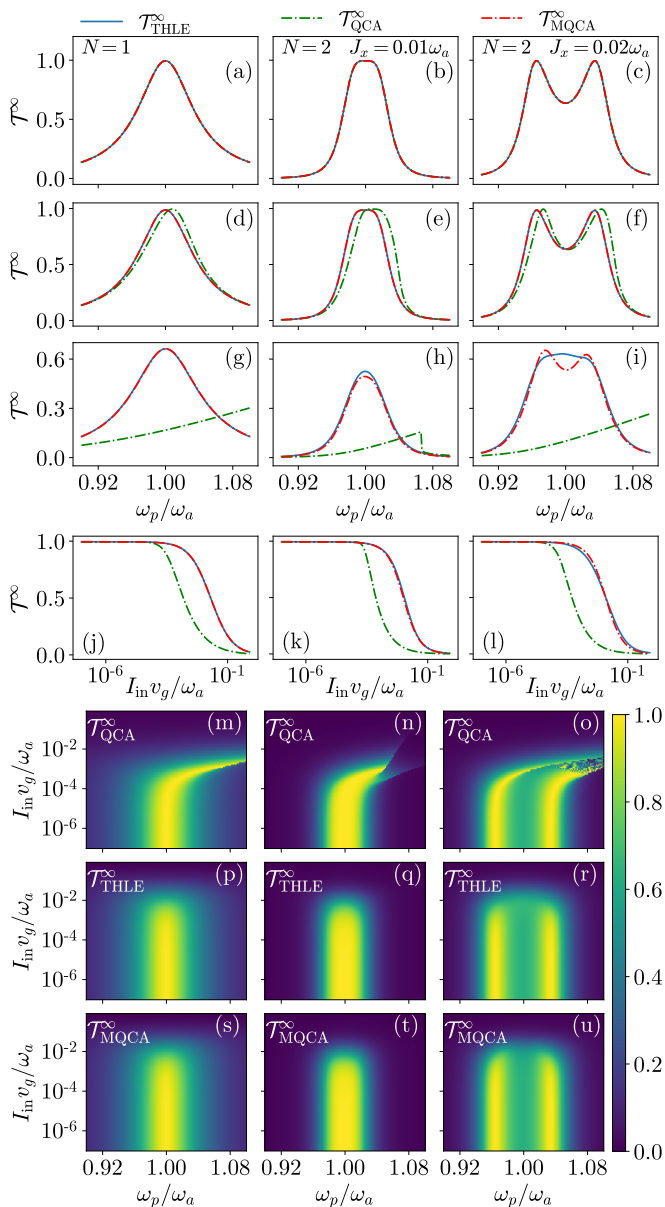


FIG. 2. Single and two direct-coupled qubits steady-state transmission results comparing between the THLE ($\mathcal{T}_{\text{THLE}}^\infty$), quasi-classical ($\mathcal{T}_{\text{QCA}}^\infty$) and modified QCA ($\mathcal{T}_{\text{MQCA}}^\infty$) analyses. First column shows transmission results for a single qubit while the other two columns show transmission results for two direct-coupled qubits at different values of $J_x = 0.01\omega_a$ and $J_x = 0.02\omega_a$. The first three rows show the effect of increasing the input intensity I_{in} (in terms of ω_a/v_g) of photons as $I_{\text{in}} = 1.12 \times 10^{-6}$ (a,b,c), $I_{\text{in}} = 1.5 \times 10^{-4}$ (d,e,f) and $I_{\text{in}} = 0.01$ (g,h,i). The fourth row shows transmission with increasing I_{in} at $\omega_p = \omega_a$ (j,k) and $\omega_p = 0.965\omega_a$ (l). The last three rows show variation in transmission profile for a range of I_{in} for the QCA, THLE and modified QCA analyses respectively. Other parameters are: $\omega_{q1} = \omega_{q2} = \omega_a$, $\Gamma_L = \Gamma_R = 0.02\omega_a$, $U = 1.05\omega_a$.

and as mentioned before there is always some frequency with perfect transmission in this analysis, Fig. 2(i). We show the systemic variation of the entire transmission profile with intensities in Fig. 2(m,p,s) for QCA, THLE and modified QCA respectively. We observe that in all the single qubit transmission results, the QCA fails to match the THLE analysis, while the modified QCA has perfect agreement with THLE results for a large range of I_{in} . This is not surprising as the U_{eff} was derived from the THLE of the single qubit model itself, and just signifies that the truncation errors are not significant.

In the second and third columns of Fig. 2, we present the results for two directly coupled qubits at different inter qubit coupling strengths (J_x). In the second column, which has low inter qubit coupling strength ($2J_x = \Gamma_L = \Gamma_R$), we observe a single peak in the low intensity transmission profile, which is, in-fact due to the overlapping of the two peaks appearing at resonance for the two qubits in the system, Fig. 2(b). In the last column, we increase J_x ($J_x = \Gamma_L = \Gamma_R$), which shifts the resonance peaks away from each other and we observe the two peaks separately, Fig. 2(c). Again, both QCA and modified QCA analyses are able to capture all the details of THLE analysis at low intensity with perfection when the system shows coherent transport. Similar to the single qubit case, a higher intensity causes the photon blockade phenomenon resulting in loss of coherence and decreased photon transport in the medium, Fig. 2(e,f,h,i). In contrast to the single qubit case, photon blockade at high I_{in} causes the transmission profile features in the THLE analysis for the two qubit medium to change, Fig. 2(i), as the two peaks appearing at low intensities have now disappeared. We observe that THLE shows strong disagreements with QCA, while a reasonable agreement with modified QCA at high intensities.

We want to stress that U_{eff} is calculated by considering only single qubit and no additional fitting has been done, and still the modified QCA has captured the transmission reduction due to photon blockade fairly accurately. However, there is larger disagreement between these two analyses as J_x is increased. Even with a few limitations, the modified QCA is able to capture the photon blockade effects predicted by the THLE analysis reasonably well for a large set of parameters. Transmission from the three analyses as function of I_{in} for two qubit model at different J_x is shown in Fig. 2(k,l), where the transmission decreases with increasing I_{in} . We see a slightly larger disagreement between THLE and modified QCA transmission at higher J_x . The overall variation in transmission profile of the QCA, THLE and modified QCA with intensity can be seen by comparing the last three rows of Fig. 2, which shows the shift in the QCA transmission similar to the single qubit and the effectiveness of the modified QCA in matching the THLE transmission results.

We further show a comparison of the transmission profiles for the three analyses for upto five directly coupled qubits in Fig. 3. The three columns in Fig. 3 correspond

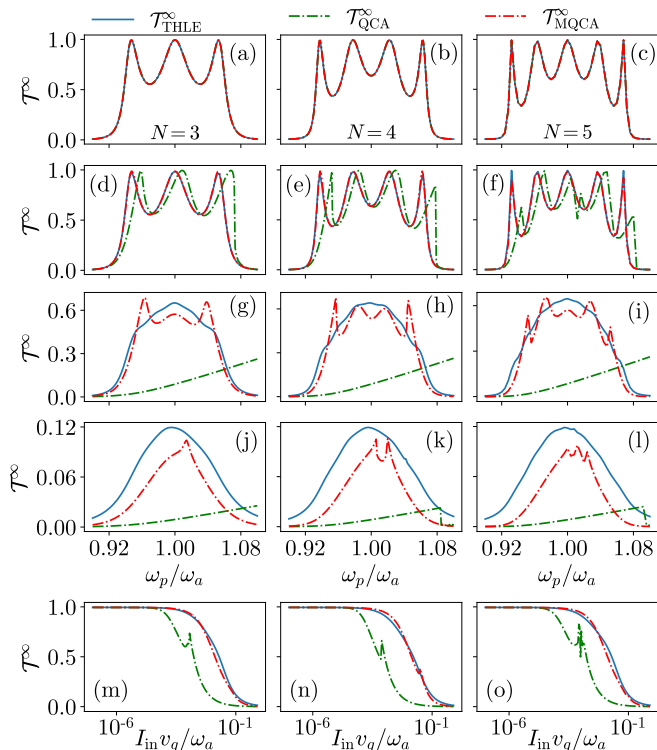


FIG. 3. Longer direct-coupled system steady-state transmission for the THLE ($\mathcal{T}_{\text{THLE}}^\infty$), quasi-classical ($\mathcal{T}_{\text{QCA}}^\infty$) and modified QCA ($\mathcal{T}_{\text{MQCA}}^\infty$) analyses. The three columns show transmission profiles for system sizes (N) of 3, 4, and 5 qubits respectively. In the first four rows we show transmission profiles with input intensity I_{in} (in terms of ω_a/v_g) increasing on going down the columns as $I_{\text{in}} = 1.12 \times 10^{-6}$ (a,b,c), $I_{\text{in}} = 1.5 \times 10^{-4}$ (d,e,f), $I_{\text{in}} = 0.01$ (g,h,i) and $I_{\text{in}} = 0.1$ (j,k,l). The last row shows transmission with intensity at input frequency $\omega_p = \omega_a$ for $N = 3, 5$ (m,o) and $\omega_p = 0.978\omega_a$ for $N = 4$ (n). The remaining parameters are, $\omega_{q_j} = \omega_a$, $\Gamma_L = \Gamma_R = 0.02\omega_a$, $J_x = 0.02\omega_a$, $U = 1.05\omega_a$.

to increasing system sizes of three, four and five qubits for the direct-coupled qubits medium. In the THLE analysis, the three, four and five direct-coupled qubits array has truncation at $m = 5, 3$ and 2 respectively. The truncation is larger, i.e. m decreases, for larger system sizes due to the computational capacity being reached. However, due to large on-site interaction U , we expect the truncation errors to be negligible though we cannot check this explicitly for the largest system size. In the first four rows, we show the transmission profile with increasing I_{in} down the column. At low I_{in} , Fig. 3(a,b,c), we observe coherent transmission with the number of peaks in the THLE transmission profile increase as resonance points increases with the system size. As the I_{in} is increased, similar to the single and two direct-coupled qubits case in Fig. 2, the THLE transmission profile shows the effect of photon blockade as maximum transmission decreases with I_{in} , Fig. 3(d,e,f). On further increase in I_{in} , the transmission further decreases and the peaks disappear

in the THLE analysis, Fig. 3(g,h,i).

At low I_{in} , both QCA and modified QCA matches the THLE transmission profile. However, at high I_{in} , the QCA again fails to show any agreement with THLE results while the modified QCA captures the loss of transmission and shows much better agreement with the THLE analysis. Instead of showing the decrease in transmission due to photon blockade as well as saturation of qubits by photons, the QCA transmission profile has again shifted with increasing intensity, which is similar to the shifts in transmission profile as seen in Fig. 2(d,e,f). The modified QCA, while still being fairly accurate, does start to show some disagreement with THLE in Fig. 3(g,h,i). In the last row, we show that the modified QCA has been reasonably successful in predicting the photon blockade over the simple QCA by comparing the reduction of transmission with increasing I_{in} . The sudden spike in the QCA transmission is due to the peaks encountered during the shifting of the transmission profile. There are some minor spikes in the modified QCA transmission for the same reason as well.

B. Transmission through side-coupled chain of qubits

In the case of side-coupled system of qubits with the resonators, for THLE we solve the system of qubits equations, with resonators equation integrated out, to obtain the transmission from the right end of the medium. Similar to the direct-coupled qubits case, we assume all the qubits and resonators to be in their ground state and set $v_g = 1$. We then use Eq. 41, 42, 43 to obtain the transmission coefficients $\mathcal{T}_{\text{THLE}}^\infty$, $\mathcal{T}_{\text{QCA}}^\infty$ and $\mathcal{T}_{\text{MQCA}}^\infty$ for the THLE, QCA and modified QCA respectively. Unlike the direct-coupled case, we observe a reduction of coherent transport due to effective photon-photon interactions only at intermediate intensities for the side-coupled system. At very large intensities, the side-coupled system starts to behave more like a resonator chain without any qubits. This is because the qubits get saturated by the photons and are no longer able to create effective photon-photon interactions blocking the photon transport through the resonator, which results in recovery of large coherent transport at a high intensity. Thus the side-coupled system shows a stark difference in light transmission at a high intensity in comparison to the direct-coupled lattice investigated above.

We show the transmission results for the medium of one qubit-resonator pair coupled to the baths in Fig. 4. The two columns in the figure correspond to two different qubit-resonator coupling strengths (g), which are $g = 0.02\omega_a$ on the left and $g = 0.05\omega_a$ on the right. The basic features of the side-coupled qubits' transmission profile at low intensity can be seen in Fig. 4(a,b), where we observe two transmission peaks with maximum coherent photon transport separated by a large valley with a minima in transmission at $\omega_p = \omega_a$. We have chosen the

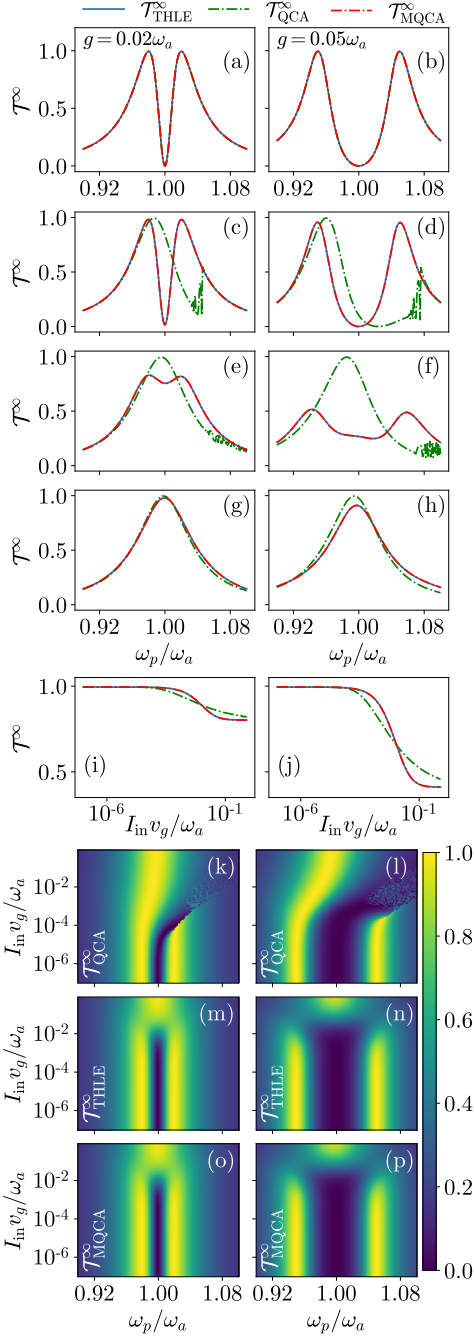


FIG. 4. Single qubit side-coupled to a single resonator transmission results showing comparison between the THLE ($\mathcal{T}_{\text{THLE}}^\infty$), quasi-classical ($\mathcal{T}_{\text{QCA}}^\infty$) and modified QCA ($\mathcal{T}_{\text{MQCA}}^\infty$) analyses. The first four rows show the effect of increasing input intensity I_{in} (in terms of ω_a/v_g) as $I_{\text{in}} = 1.12 \times 10^{-6}$ (a,b), $I_{\text{in}} = 7.1 \times 10^{-4}$ (c,d), $I_{\text{in}} = 0.034$ (e,f) and $I_{\text{in}} = 0.68$ (g,h) at two different resonator-qubit coupling strengths of $g = 0.02\omega_a$ and $g = 0.05\omega_a$ in the two columns respectively. Change in transmission on increasing I_{in} is shown in (i,j) at, $\omega_p = 0.98\omega_a$ (i) and $\omega_p = 0.95\omega_a$ (j). Variation of the entire transmission profile with increasing I_{in} is shown in the last three rows for QCA, THLE and modified QCA respectively. The other parameters are: $\omega_{r_1} = \omega_{q_1} = \omega_a$, $\Gamma_L = \Gamma_R = 0.02\omega_a$ and $U = 1.05\omega_a$.

resonator (ω_{r_1}) and qubit (ω_{q_1}) frequencies to be equal in Fig. 4, however, when resonator and qubit frequencies are not equal, the minima in transmission occurs whenever ω_p is equal to the qubit frequency. The minima in transmission is seen when the qubit absorbs the incoming photons and we see a reduced photon transport. The effect of increasing g , at low intensity, can be seen in Fig. 4(b) where the two peaks have now moved further apart and the dip between them has become broader, which suggests an increased influence of the qubit in the medium. At low intensity, both QCA and modified QCA agree to the THLE results perfectly as in the case of direct-coupled qubits described earlier.

In the first four rows, I_{in} gradually increases on going down the columns. The THLE analysis shows that the increase in intensity initially causes disruption of coherent photon transport and the transmission peaks to lower down, Fig. 4(c)-(h), which is similar to lowering of transmission observed in the direct-coupled qubits system. The reduction in transmission is again due to the effective photon-photon interactions at higher intensities mediated by the on-site interaction present in the qubits. Such effective interactions block the propagation of light. We observe that higher values of g in the second column causes a greater loss of transmission as the influence of the qubits on generating the effective photon-photon interactions has increased, Fig. 4(e,f). We see that with increase in I_{in} , the valley between the peaks rises gradually until it supersedes the lowering of transmission. At this moment, the peaks disappear and we observe maximum photon blockade and loss of transmission. At even higher intensity, Fig. 4(g,h), the rise of transmission at $\omega_p = \omega_a$ continues and the transmission profile starts to look a bit like the one for a single resonator. This occurs as the qubit gets saturated by photons and most incoming photons pass through the resonator and transmitted with a little influence of the qubit. Thus, there are no longer effective photon-photon interactions and related photon blockade in transmission at very high intensities.

In the Fig. 4(c)-(f), we also observe that the QCA fails to match the transmission profile with increasing intensity. We observe an overall shift in the QCA transmission profile where the right half of the profile shows shifting as well as lowering of transmission and the left part moves towards the center. Eventually at high intensity, the QCA transmission profile becomes similar to that of the resonator as the qubit saturates. The modified QCA, however, shows perfect agreement with THLE results for all I_{in} values which is, again, not surprising as the correction (U_{eff}) was derived from the THLE for single resonator-qubit pair with enough truncation to capture the photon blockade and saturation phenomena.

We show the variation of transmission with intensity in Fig. 4(i,j). We see that the QCA has matched the photon blockade of transmission as predicted by the THLE to some extent, but the modified QCA results have matched the THLE results perfectly. We must note that any lowering of transmission in QCA is due to shifting of trans-

mission profile and not due to an effective photon-photon interactions. These results shows that the QCA is accurate for some parameters in the side-coupled system but not for all parameters, in particular when the coherent transmission is low. On the other hand, for all parameters, the modified QCA has shown perfect agreement. This is further confirmed by the variation of the transmission profile with the intensity as shown in the last three rows of Fig. 4 for QCA, THLE and modified QCA respectively. We observe that the QCA transmission profile is shifting towards right with increasing intensity, Fig. 4(k,l) and shows little agreement with the THLE results at intermediate intensities. The modified QCA, however, has perfectly captured all the features predicted by the THLE analysis, Fig 4(m,n,o,p).

We show the transmission results for a medium of two qubits coupled to a chain of two resonators at different inter-resonator coupling strengths (J_x) and resonator-qubit coupling g in Fig. 5. Each column has constant J_x , where the first two columns have low $J_x(= \Gamma_L/2 = \Gamma_R/2)$ and the last column has high $J_x(= \Gamma_L = \Gamma_R)$. Each column also has a constant g with low $g(= 0.02\omega_a)$ in the first column and high $g(= 0.05\omega_a)$ in the last two columns. At low intensity and J_x , the transmission profile from the THLE analysis shows coherent photon transport with two peaks separated by a valley with no photon transport at $\omega_p = \omega_a$, Fig. 5(a,b). Each individual peak is in-fact made of two peaks merged together. Increasing g causes the resonance peaks to move away from each other, Fig. 5(a,b). The individual peak splits, similar to the direct-coupled model, as we increase J_x which results into four peaks in the transmission profile with no transmission at $\omega_p = \omega_a$, Fig. 5(c).

The input intensity (I_{in}) is increased as we go down the column in the first four rows. In all cases, from the THLE analysis we observe disruption of coherent photon transport with increase in I_{in} due to effective photon-photon interaction along with gradual increase in transmission at $\omega_p = \omega_a$. At low J_x , photon-photon interaction causes lowering of transmission peaks, similar to the single resonator qubit pair case in Fig. 4, where the transmission keeps decreasing till intermediate intensities, Fig. 5(d,e,g,h). At even higher intensity, the qubits starts to get saturated by photons and a large coherent photon transport is restored, Fig. 5(j,k). At higher J_x , we observe from the THLE analysis that out of four peaks the ones near $\omega_p = \omega_a$ lose transmission first as we increase I_{in} as shown in Fig. 5(f). With further increase in I_{in} , the effective photon-photon interactions and related photon blockade increase, and their effect is seen in the entire transmission profile, Fig. 5(i). At even higher I_{in} , the qubits start to get saturated by photons with large coherent photon transport getting restored which, in the case of two resonators, shows two peaks as seen in Fig. 5(l). At very high intensities we essentially observe transmission through a harmonic chain with some effects from the qubits. In this limit the qubits can be thought of as additional baths, and the photon transport

is dominated by the resonator chain.

The QCA fails to match the transmission profile of the THLE analysis with increasing I_{in} and is unable to capture the photon blockade phenomenon (as well as saturation of qubits) for most parameters. The QCA transmission profile instead shifts towards increasing ω_p when compared to the THLE results, Fig. 5(d,e,f). On the other hand, the modified QCA captures the loss of coherent photon transport and other features predicted by the THLE fairly accurately at low J_x . With increased J_x in the third column, the modified QCA is still able to capture the features of the transmission profile but shows lesser agreement with THLE analysis in predicting the loss of coherent transmission.

The overall effect of I_{in} on transmission is shown in Fig. 5(m,n,o), which shows loss of coherent transmission peak due to effective photon-photon interactions for the three analyses at various parameters. At low J_x , Fig. 5(m,n), loss of coherent transmission predicted by THLE is captured fairly accurately by the modified QCA. The QCA does not capture the loss of transmission accurately in Fig. 5(m) but shows agreement at some intermediate intensities with the THLE analysis in Fig. 5(n). We must note that loss of transmission in QCA is due to shifting of transmission profile and not because of photon blockade. At higher J_x , Fig. 5(o), modified QCA shows less accuracy in matching the lowering of transmission predicted by THLE analysis while simple QCA has even larger disagreement with THLE. We show the entire transmission profile with varying I_{in} in the last three rows of Fig. 5 for the QCA, THLE and modified QCA respectively. We can observe that for both values of J_x the QCA fails to match the features of THLE analysis results for a large range of parameters. The modified QCA, however, is able to capture most of the transmission features as predicted by THLE analysis. The agreement between these two analysis is good at low J_x , however, we also observe that the modified QCA becomes less accurate as J_x is increased.

We show the effects of increasing system size in the side-coupled qubits medium in Fig 6 where the left and right columns are for three and four qubits respectively. The first four rows correspond to increasing I_{in} in every column. Similar to Fig. 3, the THLE truncation is increased for two system sizes in each column with $m = 4$ and $m = 2$ respectively and large U ensures the stability of transmission results. At low intensity, the side-coupled qubits medium shows coherent photon transport with two major transmission peaks each having three smaller peaks for $N = 3$ near maximum transmission, Fig. 6(a). Larger system sizes have more peaks, however, in Fig. 6(b) for a medium of four side-coupled qubits the middle two peaks are merged and we can only observe three peaks distinctly in each major peak. Increasing resonant peaks with system size can be observed distinctly at higher J_x . When we increase I_{in} for each system size as we go down the column, the THLE analysis shows loss of coherent photon transport as transmission decreases due

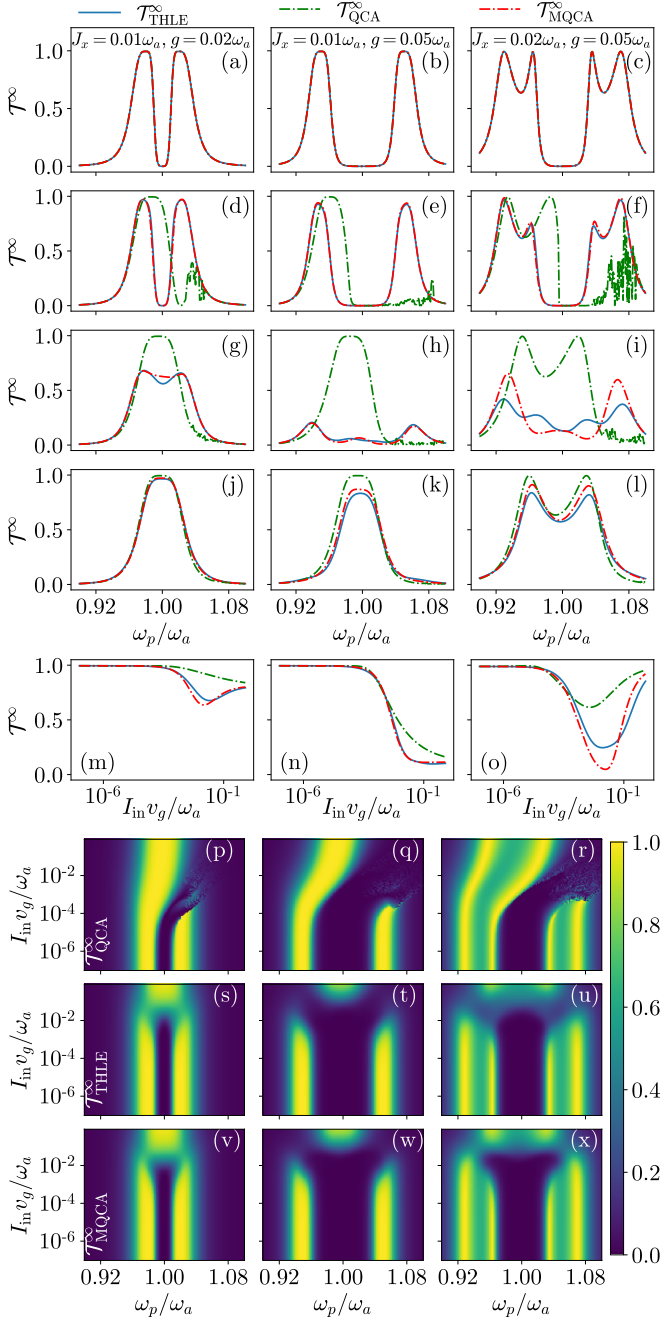


FIG. 5. Two side-coupled qubits transmission results showing the effects of inter-resonator coupling (J_x) as well as a comparison between the THLE ($\mathcal{T}_{\text{THLE}}^\infty$), quasi-classical ($\mathcal{T}_{\text{QCA}}^\infty$) and modified QCA ($\mathcal{T}_{\text{MQCA}}^\infty$) analyses. The three columns have $(J_x/\omega_a, g/\omega_a) = (0.01, 0.02)$, $(0.01, 0.05)$ and $(0.02, 0.05)$ respectively. The first four rows show the effect of increasing input intensity I_{in} (in terms of ω_a/v_g) as $I_{\text{in}} = 1.12 \times 10^{-6}$ (a,b,c), $I_{\text{in}} = 7.1 \times 10^{-4}$ (d,e,f), $I_{\text{in}} = 0.034$ (g,h,i) and $I_{\text{in}} = 0.68$ (j,k,l). Transmission with increasing I_{in} is shown in (m,n,o) at $\omega_p = 0.98\omega_a$ (m), $\omega_p = 0.95\omega_a$ (n) and $\omega_p = 0.965\omega_a$ (o). Variation of the entire transmission profile with increasing I_{in} is shown in the last three rows each for QCA, THLE and modified QCA respectively. The other parameters are: $\omega_{r_j} = \omega_{q_j} = \omega_a$, $\Gamma_L = \Gamma_R = 0.02\omega_a$ and $U = 1.05\omega_a$.

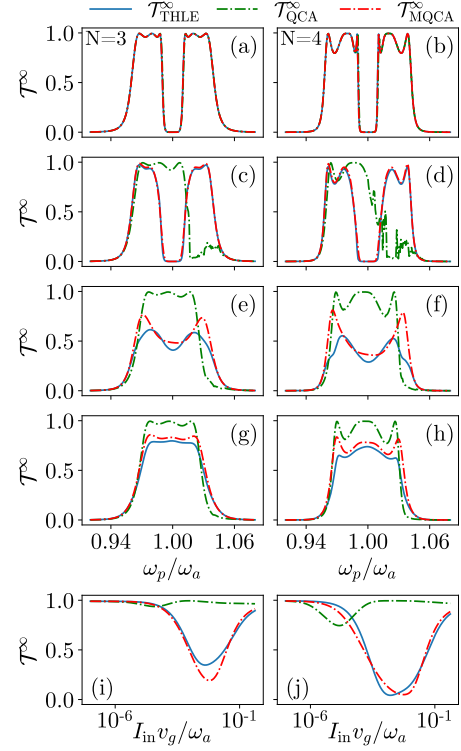


FIG. 6. Longer side-coupled system steady-state transmission for the THLE ($\mathcal{T}_{\text{THLE}}^\infty$), quasi-classical ($\mathcal{T}_{\text{QCA}}^\infty$) and modified QCA ($\mathcal{T}_{\text{MQCA}}^\infty$) analyses. The two columns show results for system sizes (N) of 3 and 4 qubits respectively. The first four rows show transmission profiles with input intensity I_{in} (in terms of ω_a/v_g) increasing on going down the columns as $I_{\text{in}} = 1.12 \times 10^{-6}$ (a,b), $I_{\text{in}} = 7.1 \times 10^{-4}$ (c,d), $I_{\text{in}} = 0.034$ (e,f) and $I_{\text{in}} = 0.135$ (g,h). The last row shows transmission with increasing intensity for the corresponding system sizes at $\omega_p = 0.9872\omega_a$ (i) and $\omega_p = 0.9896\omega_a$ (j). The remaining parameters are, $\omega_{r_j} = \omega_{q_j} = \omega_a$, $\Gamma_L = \Gamma_R = 0.02\omega_a$, $J_x = 0.01\omega_a$, $g = 0.02\omega_a$, $U = 1.05\omega_a$.

to the effective photon-photon interactions resulting into photon blockade at intermediate I_{in} . Similar to Fig. 3, the peaks closer to the center show the loss of transmission first. At even higher intensity, Fig. 6(g,h), the qubits start to get saturated by photons, which results in a revival of coherent photon transport in the medium, and transmission profile becoming more dominated by the resonator chain.

Both QCA and modified QCA show perfect agreement with the THLE analysis at low I_{in} and capture all the features for various parameters of the model, Fig. 6(a,b). However, the QCA fails to match the THLE transmission profile at intermediate I_{in} , Fig. 6(c,d), but have some agreement with THLE at very high I_{in} where qubit saturation has started to occur. At intermediate I_{in} , the transmission profile of QCA shifts towards the resonant input frequency and we observe lowering of transmission peaks in the right half of the transmission profile. We would like to note here that for some parameters the

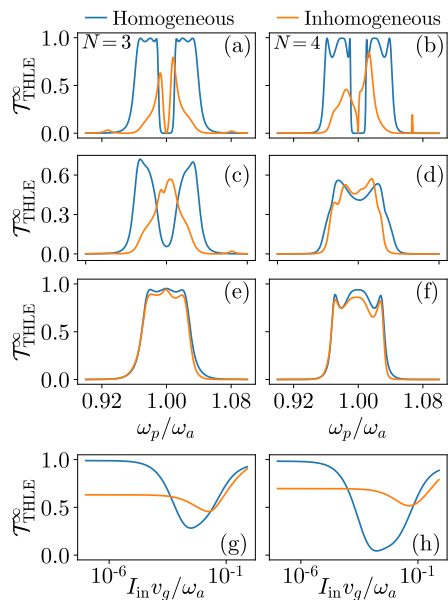


FIG. 7. Inhomogeneous side-coupled systems THLE transmission profile for system sizes $N = 3, 4$ in the left and right columns respectively. The first three rows show transmission profiles with input intensity I_{in} (in terms of ω_a/v_g) increasing on going down the columns as $I_{\text{in}} = 1.12 \times 10^{-6}$ (a,b), $I_{\text{in}} = 9.4 \times 10^{-3}$ (c), $I_{\text{in}} = 0.047$ (d) and $I_{\text{in}} = 0.68$ (e,f). The last row shows transmission with I_{in} , for homogeneous and inhomogeneous qubits respectively, at $\omega_p = 0.988\omega_a$ and $0.992\omega_a$ for $N = 3$ (g), and at $\omega_p = 1.01\omega_a$ for $N = 4$ (h). For the homogeneous medium, both system sizes have $g_j = 0.02\omega_a$ and $\omega_{q_j} = \omega_a$. For the inhomogeneous system $N = 3$ has $g_j/\omega_a = (0.04, 0.01, 0.04)$, $\omega_{q_j}/\omega_a = (0.95, 1.0, 1.06)$ while $N = 4$ has, $g_j/\omega_a = (0.05, 0.007, 0.02, 0.04)$, $\omega_{q_j}/\omega_a = (0.92, 1.0, 1.06, 1.08)$. The remaining parameters are, $\omega_{r_j} = \omega_a$, $\Gamma_L = \Gamma_R = 0.02\omega_a$, $J_x = 0.01\omega_a$ and $U = 1.05\omega_a$.

QCA starts showing oscillating behavior, in which case we have shown the time average of the transmission. The modified QCA, on the other hand, continues to show good agreement as we increase the intensity till we reach intermediate intensities where the transmission loss due to photon blockade is highest and where it also shows some deviation though not as much as QCA. At even higher I_{in} , with saturation of qubits, the modified QCA again matches the THLE transmission profile with good accuracy.

We show the transmission from the three analyses with increasing I_{in} at one of the intermediate peaks ($\omega_p = 0.95\omega_a$) in the last row of Fig. 6. We observe interesting non-monotonic behavior similar to Fig. 5(m,o) showing a decrease in coherent transmission due to effective photon-photon interaction and then a revival of coherent transport through the resonator chain due to saturation of qubits by photons. The QCA fails to predict the loss of coherent transmission over a wide range of intensity, while the modified QCA has shown good agreement with THLE analysis in predicting this loss.

Finally, in Fig. 7, we consider photon transport

through an inhomogeneous medium of side-coupled qubits, where we introduce inhomogeneity in qubit frequencies ($\delta\omega_{q_j}$) and the qubit-resonator couplings (g_j) [11, 18, 43]. For an inhomogeneous or disordered system, the coherent quantum behavior itself has the possibility of showing reduced transmission due to Anderson localization at low intensity as seen in Fig. 7(a,b). As I_{in} is increased there is an initial loss of quantum coherence due to effective photon-photon interactions even for the inhomogeneous system, 7(c,d). However, at high I_{in} , coherent photon transport re-emerges as qubits get saturated by photons and qubits have less effect on photons transiting through the resonators, Fig. 7(e,f). We observe that the transmission profile for both homogeneous and inhomogeneous qubits is very similar at high I_{in} as the resonators in the medium are all identical. The small difference at high I_{in} is due to non-identical qubits being at different saturation levels. The non-monotonic loss and rise of transmission is observed in case of both homogeneous and inhomogeneous qubits as shown in Fig. 7(i,j). A very interesting effect is seen for the inhomogeneous system, namely, the effective photon-photon interactions end up resulting in a higher transmission than its coherent transport, which is lowered due to Anderson localization.

SUMMARY AND OUTLOOK

In this paper, we have explored transmission properties of photons through lattices of direct and side-coupled qubits, where the qubits have on-site interaction. With the increase in intensity of incoming photons in a coherent state, both lattices develop effective photon-photon interactions and related photon blockade mediated by the on-site interaction at the qubits. For the direct-coupled qubits, at single photon limit the transmission line-shape shows resonance peaks equal to the number of qubits in the system. With an increase in intensity the photon blockade occurs, which causes lowering of resonance transmission peaks until negligible transmission is observed at a very high intensity when the qubits get saturated by photons. The side-coupled qubits, at low intensity, also show resonance peaks with maximum transmission and a transmission minima at the qubit frequency. With an increase in intensity, the resonance peaks lowers due to photon blockade along with rise in transmission at the qubit frequency. At a very high intensity the qubits get saturated and their effects start to disappear resulting in a revival of coherent transport in the lattice of side-coupled qubits. A non-monotonic behavior of transmission with increase in I_{in} is observed for both homogeneous and inhomogeneous side-coupled qubits.

We also performed a quasi-classical analysis for the two lattices, which completely fails to show any transmission loss due to photon blockade. For both lattices, the QCA shows agreement with THLE at single particle limit but fails at higher intensities and shows a shift in the QCA transmission profile. One of our main contri-

butions in this paper is to modify the QCA equations by introducing a complex on-site interaction by matching the THLE and QCA transmissions for the single site case. The modified QCA is effective in capturing effective photon-photon interactions for a wide range of parameters even at larger system sizes. However, with increase in J_x , the effectiveness of modified QCA reduces. We hope that further studies will provide more insight into improving this approach to work for an even wider set of parameters.

The waveguide QED lattices explored in our work are complementary to an earlier experimental work in circuit QED lattices [8], but we believe that the transport features observed by us are within the reach of recent experimental developments. Control over internal losses in the bulk of the lattice poses experimental challenges, and the current theoretical study can readily be extended to incorporate some intrinsic losses from the qubits and resonators. It would also be useful to examine the effects of inhomogeneity and optical nonlinearity systematically and explore the possibility of many-body localization [18, 43–46] in these systems. On the analysis side, there is room for further improvement with a more systematic way of introducing the corrections such that the modified quasi-classical equations are applicable to a much broader range of parameters. Perhaps some renormalization procedure can also be developed that considers one qubit at a time with more variables and the rest of the system as renormalized parameters.

ACKNOWLEDGEMENTS

R.S. and D.R. acknowledge funding from the Department of Science and Technology, India, via the Ramanujan Fellowship. D.R. also acknowledges funding from the Ministry of Electronics & Information Technology (MeitY), India under grant for ‘‘Centre for Excellence in Quantum Technologies’’ with Ref. No. 4(7)/2020-ITEA.

Appendix A: Complex on-site interaction for direct-coupled qubits

As mentioned in the main text, the quasi-classical equations can be modified to match the THLE analysis by replacing the on-site interaction strength (U) with a complex on-site interaction (U_{eff}). To calculate U_{eff} for the direct-coupled qubits, we consider a truncated system of five operators $S^T = [S_{01} \ \overline{S_{01}} \ S_{11} \ S_{12} \ \overline{S_{12}}]$ and calculate their THLE which are given by Eqs. 17, 19, 20 and the conjugates of Eqs. 17, 20.

By solving Eqs. 19 and 20, we obtain the steady-state values S_{11}^∞ and S_{01}^∞ in terms of S_{01}^∞

$$S_{11}^\infty = \frac{i\Omega_L (S_{01}^\infty - \overline{S_{01}^\infty})}{2\Gamma}, \quad (\text{A1})$$

$$S_{12}^\infty = \frac{\Omega_L^2 (S_{01}^\infty - \overline{S_{01}^\infty})}{\Gamma (i(\delta\omega + 2U) + 3\Gamma)}, \quad (\text{A2})$$

where, $\Gamma = \Gamma_L + \Gamma_R$. The steady-state solutions are substituted in Eq. 17 at steady-state which gives

$$S_{01}^\infty (-\Gamma - i\delta\omega) - \frac{2iU\Omega_L^2 (S_{01}^\infty - \overline{S_{01}^\infty})}{\Gamma (i(\delta\omega + 2U) + 3\Gamma)} - i\Omega_L = 0, \quad (\text{A3})$$

The Eq. A3 can be re-written in real and imaginary parts of S_{01}^∞ by substituting $S_{01}^\infty = S_x + iS_y$ which gives two equations for the two real variables. We solve these two equations to obtain steady-state values of S_x and S_y as Eqs. 37 and 38.

For comparison with the QCA at steady-state, the quasi-classical equation for the medium of single qubit is given as

$$-2iU\beta_{ss}^2\overline{\beta_{ss}} - i\Omega_L + \beta_{ss}(-\Gamma - i\delta\omega) = 0. \quad (\text{A4})$$

In order to match the transmissions for the THLE steady-state obtained above with the QCA steady-state, we obtain the magnitude of β_{ss} by demanding that the transmission obtained in the two calculations are the same, which gives

$$|\beta_{ss}|^2 = S_{11}^\infty = -\frac{S_y\Omega_L}{\Gamma}. \quad (\text{A5})$$

Comparing transmission, however, does not give us the phase of β_{ss} but we choose it to be the same as that of S_{01}^∞ which yields the Eq. 36. Finally, we re-define the U as U_{eff} and re-arrange Eq. A4 to obtain

$$U_{\text{eff}} = \frac{-\Omega_L + \beta_{ss}(i\Gamma - \delta\omega)}{2\beta_{ss}^2\overline{\beta_{ss}}}. \quad (\text{A6})$$

With this choice of U_{eff} , the QCA steady-state analysis agrees with the THLE steady-state analysis for a single site by construction except for truncation errors.

Appendix B: Complex on-site interaction for side-coupled qubits

To calculate the complex on-site interaction (U_{eff}) for the side-coupled qubits medium, we match the transmission coefficients of the THLE and the QCA for a single resonator-qubit pair. To calculate the steady-state solutions of the THLE, we consider a truncated set of the operators $S^T = [S_{01} \ \overline{S_{01}} \ S_{11} \ S_{12} \ \overline{S_{12}} \ S_{02} \ \overline{S_{02}}]$. The THLEs for these operators are given by Eqs. 27-30 and their conjugates. In contrast to direct-coupled qubits case, we require a larger operator set to calculate U_{eff} in order to perfectly match the modified QCA results with those from the THLE analysis.

After solving the set of seven coupled THLEs, we obtain the expected steady state solution for S_{01}^∞ in terms of S_{11}^∞ as

$$S_{01}^\infty = E_1 + E_2 S_{11}^\infty \quad (\text{B1})$$

and the expectation value of \mathcal{S}_{11}^∞ is given as

$$\mathcal{S}_{11}^\infty = \frac{-\Omega_L(A^*E_1^* + AE_1)}{g(A + A^*) + \Omega_L(AE_2 + A^*E_2^*)} \quad (\text{B2})$$

$$E_1 = \frac{-g\Omega_L(i\delta\omega_{q_1}AA^* + 2g^2A^* + gA + 2iUAA^*)(i\delta\omega_{q_1}A + g^2 + iUA)(i\delta\omega_{q_1}A + g^2)AA^*}{(i\delta\omega_{q_1}A + g^2)\left((i\delta\omega_{q_1}AA^* + 2g^2A^* + gA + 2iUAA^*)(i\delta\omega_{q_1}A + g^2 + iUA)(i\delta\omega_{q_1}A + g^2) + 2iUg^2\Omega_L^2A^2\right)} \quad (\text{B3})$$

$$E_2 = \frac{4iUg\Omega_L(i\delta\omega_{q_1}A + g^2 + iUA)A^*}{(i\delta\omega_{q_1}AA^* + 2g^2A^* + gA + 2iUAA^*)(i\delta\omega_{q_1}A + g^2 + iUA)(i\delta\omega_{q_1}A + g^2)AA^* + 2iUg^2\Omega_L^2A^2} \quad (\text{B4})$$

where, $A = i\delta\omega_{r_1} + \Gamma$ and $\Gamma = \Gamma_L + \Gamma_R$. By integrating out the resonators we have obtained the expected value F_{01}^∞ in Eq. 26

Finally, we match the steady state THLE operators with those from the QCA from Eqs. 33-34 by demanding $\alpha_1^\infty = F_{01}^\infty$ and $\beta_1^\infty = \mathcal{S}_{01}^\infty$ at steady-state. We replace U with U_{eff} in the quasi-classical equations and solve for U_{eff} which is given by

$$U_{\text{eff}} = -\frac{\delta\omega_{q_1}\mathcal{S}_{01}^\infty + gF_{01}^\infty}{2|\mathcal{S}_{01}^\infty|^2\mathcal{S}_{01}^\infty}. \quad (\text{B5})$$

Appendix C: The self-consistent mean-field analysis

The propagation of photons through the medium can also be studied using the mean-field approximation applied on the on-site interaction term in the Hamiltonian. In the case of direct-coupled qubits, after applying the mean-field approximation the Hamiltonian the medium becomes

$$H_{\text{direct}}^{mf} = \hbar \sum_{i=1}^N \omega_{q_i} b_i^\dagger b_i + U b_i^\dagger b_i (\langle b_i^\dagger b_i \rangle - 1) + \hbar \sum_{i=1}^{N-1} 2J_x (b_i^\dagger b_{i+1} + b_{i+1}^\dagger b_i). \quad (\text{C1})$$

where,

The bath and bath coupling terms are also included in the complete Hamiltonian of the medium. To obtain the mean-field equations for the system, we derive a set of N equations by using the Heisenberg equations for the operators b_j for each site given by

$$\dot{b}_j = -(i\delta\omega_{q_j} + \Gamma_j)b_j - iU(\langle b_j^\dagger b_j \rangle - 1)b_j - 2iJ_x(b_{j-1} + b_{j+1}) - i\Omega_L\delta_{1,j}, \quad (\text{C2})$$

where, $\Gamma_j = 0$ for $2 \leq j \leq N-1$, $\Gamma_1 = \Gamma_L$ and $\Gamma_N = \Gamma_R$. If $N = 1$, $\Gamma = \Gamma_L + \Gamma_R$. We use open boundary condition for the medium, i.e. $b_0 = b_{N+1} = 0$. Similar to the quasi-classical equations, the mean-field equations has no dependence on other excited states and, therefore, N mean-field equations have all the necessary information to model the medium.

By comparing the Eq. C2 with the quasi-classical equations, we observe that the on-site interaction term in mean-field equations has missed a factor of 2 and has an additional -1 as well. Therefore, we put the factor of 2 in the on-site interaction and remove -1 explicitly in the numerical calculations.

Each of the mean-field equations has number operator ($\langle b_i^\dagger b_i \rangle$) in the RHS. Therefore to solve these equations at steady-state, we multiply each of the N equations with its conjugate to derive a set of coupled equations for number operators at each site. For example, we get the following self-consistent mean-field equations for a medium two direct-coupled qubits

$$\langle b_1^\dagger b_1 \rangle = \frac{|\delta\omega_2 + 2U\langle b_2^\dagger b_2 \rangle - i\Gamma_R|^2\Omega_L^2}{|4J_x^2 - (\delta\omega_1 + 2U\langle b_1^\dagger b_1 \rangle - i\Gamma_L)(\delta\omega_2 + 2U\langle b_2^\dagger b_2 \rangle - i\Gamma_R)|^2}, \quad (\text{C3})$$

$$\langle b_2^\dagger b_2 \rangle = \frac{4J_x^2\Omega_L^2}{|4J_x^2 - (\delta\omega_1 + 2U\langle b_1^\dagger b_1 \rangle - i\Gamma_L)(\delta\omega_2 + 2U\langle b_2^\dagger b_2 \rangle - i\Gamma_R)|^2}. \quad (\text{C4})$$

In order to get numerical solutions of these equations

we run a self-consistent loop over the set of equations

for a large number of iterations and calculate the output transmission using the formula

$$\mathcal{T}_{mf}^{\infty} = \frac{2\Gamma_R}{I_{\text{in}}} \langle b_N^\dagger b_N \rangle. \quad (\text{C5})$$

As mentioned in the main text, the self-consistent mean-field after making the corrections mentioned above agrees with QCA for a wide range of parameters.

-
- [1] E. Akkermans and G. Montambaux, [*Mesoscopic Physics of Electrons and Photons*](#) (Cambridge University Press, 2007).
- [2] H. Walther, B. T. H. Varcoe, B.-G. Englert, and T. Becker, *Rep. Prog. Phys.* **69**, 1325 (2006).
- [3] S. M. Girvin, M. H. Devoret, and R. J. Schoelkopf, *Phys. Scr.* **T137**, 014012 (2009).
- [4] D. Roy, C. M. Wilson, and O. Firstenberg, *Rev. Mod. Phys.* **89**, 021001 (2017).
- [5] X. Gu, A. F. Kockum, A. Miranowicz, Y. xi Liu, and F. Nori, *Phys. Rep.* **718-719**, 1 (2017).
- [6] T. Peyronel, O. Firstenberg, Q.-Y. Liang, S. Hofferberth, A. V. Gorshkov, T. Pohl, M. D. Lukin, and V. Vuletić, *Nature* **488**, 57 (2012).
- [7] O. Firstenberg, T. Peyronel, Q.-Y. Liang, A. V. Gorshkov, M. D. Lukin, and V. Vuletić, *Nature* **502**, 71 (2013).
- [8] M. Fitzpatrick, N. M. Sundaresan, A. C. Y. Li, J. Koch, and A. A. Houck, *Phys. Rev. X* **7**, 011016 (2017).
- [9] Z. Meir, O. Schwartz, E. Shahmoon, D. Oron, and R. Ozeri, *Phys. Rev. Lett.* **113**, 193002 (2014).
- [10] T. Aoki, A. S. Parkins, D. J. Alton, C. A. Regal, B. Dayan, E. Ostby, K. J. Vahala, and H. J. Kimble, *Phys. Rev. Lett.* **102**, 083601 (2009).
- [11] D. L. Underwood, W. E. Shanks, J. Koch, and A. A. Houck, *Phys. Rev. A* **86**, 023837 (2012).
- [12] S. Schmidt and J. Koch, *Ann. der Phys.* **525**, 395 (2013).
- [13] J. Raftery, D. Sadri, S. Schmidt, H. E. Türeci, and A. A. Houck, *Phys. Rev. X* **4**, 031043 (2014).
- [14] U. Naether, F. Quijandría, J. J. García-Ripoll, and D. Zueco, *Phys. Rev. A* **91**, 033823 (2015).
- [15] K. Le Hur, L. Henriët, A. Petrescu, K. Plekhanov, G. Roux, and M. Schiró, *Comp. Ren. Phys.* **17**, 808 (2016).
- [16] C. Noh and D. G. Angelakis, *Rep. Prog. Phys.* **80**, 016401 (2016).
- [17] A. J. Kollár, M. Fitzpatrick, and A. A. Houck, *Nature* **571**, 45 (2019).
- [18] T. Orell, A. A. Michailidis, M. Serbyn, and M. Silveri, *Phys. Rev. B* **100**, 134504 (2019).
- [19] R. Ma, B. Saxberg, C. Owens, N. Leung, Y. Lu, J. Simon, and D. I. Schuster, *Nature* **566**, 51 (2019).
- [20] J.-T. Shen and S. Fan, *Phys. Rev. A* **76**, 062709 (2007).
- [21] V. I. Yudson and P. Reineker, *Phys. Rev. A* **78**, 052713 (2008).
- [22] V. I. Yudson and P. Reineker, *Opt. Spec.* **108**, 362 (2010).
- [23] D. Roy, *Phys. Rev. B* **81**, 155117 (2010).
- [24] H. Zheng, D. J. Gauthier, and H. U. Baranger, *Phys. Rev. A* **82**, 063816 (2010).
- [25] J.-Q. Liao and C. K. Law, *Phys. Rev. A* **82**, 053836 (2010).
- [26] S. Fan, S. E. Kocabas, and J.-T. Shen, *Phys. Rev. A* **82**, 063821 (2010).
- [27] K. Koshino and Y. Nakamura, *New J. Phys.* **14**, 043005 (2012).
- [28] D. Roy, *Sci. Rep.* **3**, 2337 (2013).
- [29] S. Xu, E. Rephaeli, and S. Fan, *Phys. Rev. Lett.* **111**, 223602 (2013).
- [30] K. Lalumière, B. C. Sanders, A. F. van Loo, A. Fedorov, A. Wallraff, and A. Blais, *Phys. Rev. A* **88**, 043806 (2013).
- [31] A. C. Y. Li, F. Petruccione, and J. Koch, *Sci. Rep.* **4**, 4887 (2014).
- [32] Y.-L. L. Fang and H. U. Baranger, *Phys. Rev. A* **91**, 053845 (2015).
- [33] M. J. Hartmann, *J. Opt.* **18**, 104005 (2016).
- [34] A. C. Y. Li, F. Petruccione, and J. Koch, *Phys. Rev. X* **6**, 021037 (2016).
- [35] D. Roy, *Phys. Rev. A* **96**, 033838 (2017).
- [36] P. Longo, P. Schmitteckert, and K. Busch, *Phys. Rev. Lett.* **104**, 023602 (2010).
- [37] D. Roy, *Phys. Rev. A* **83**, 043823 (2011).
- [38] E. Sanchez-Burillo, D. Zueco, J. J. Garcia-Ripoll, and L. Martin-Moreno, *Phys. Rev. Lett.* **113**, 263604 (2014).
- [39] T. Caneva, M. T. Manzoni, T. Shi, J. S. Douglas, J. I. Cirac, and D. E. Chang, *New J. Phys.* **17**, 113001 (2015).
- [40] P. Manasi and D. Roy, *Phys. Rev. A* **98**, 023802 (2018).
- [41] U. Naether, F. Quijandría, J. J. García-Ripoll, and D. Zueco, *Phys. Rev. A* **91**, 033823 (2015).
- [42] M. O. Scully and M. S. Zubairy, [*Quantum Optics*](#) (Cambridge University Press, 1997).
- [43] T. F. See, V. M. Bastidas, J. Tangpanitanon, and D. G. Angelakis, *Phys. Rev. A* **99**, 033835 (2019).
- [44] A. Pal and D. A. Huse, *Phys. Rev. B* **82**, 174411 (2010).
- [45] D. Roy, R. Singh, and R. Moessner, *Phys. Rev. B* **92**, 180205 (2015).
- [46] R. Singh and E. Shimshoni, *Ann. der Phys.* **529**, 1600309 (2017).