

SELF-SUPERVISED WEARABLE-BASED ACTIVITY RECOGNITION BY LEARNING TO FORECAST MOTION

Setareh Rahimi Taghanaki¹, Ali Etemad^{1,2}

¹Department of Electrical and Computer Engineering, Queen’s University, Kingston, Canada

²Ingenuity Labs Research Institute, Queen’s University, Kingston, Canada

ABSTRACT

We propose the use of self-supervised learning for human activity recognition. Our proposed solution consists of two steps. First, the representations of unlabeled input signals are learned by training a deep convolutional neural network to predict the values of accelerometer signals in future time-steps. Then, we freeze the convolution blocks of this network and transfer the weights to our next network aimed at human activity recognition. For this task, we add a number of fully connected layers to the end of the frozen network and train the added layers with labeled accelerometer signals to learn to classify human activities. We evaluate the performance of our method on two publicly available human activity datasets: UCI HAR and MotionSense. The results show that our self-supervised approach outperforms the existing supervised and self-supervised methods to set new state-of-the-art values.

Index Terms— Self-supervised Learning, Accelerometer Data, Human Activity Recognition, Data Forecasting.

1. INTRODUCTION

Human activity recognition (HAR) has become a popular field of research due to its wide applications in health [1, 2], personalization of user experience [3], sports [4, 5], and others. While activity recognition can be carried out using data from a variety of sources such as videos or motion capture data, the pervasiveness of inertial measurement units (IMU) in smart phones and wearable devices [6, 7] has created new research opportunities for HAR studies. Moreover, advances in machine learning and deep learning in recent years has resulted in a variety of different solutions being proposed for HAR [6, 8].

Existing HAR solutions often rely on fully supervised techniques [2, 6]. While these approaches are generally robust and effective in terms of performance [2], they face a number of challenges and limitations. First, since the amount of training data highly influences the performance of deep neural networks, large *labeled* datasets are required to train activity recognition models. Due to the increasing use of smartphones in daily life, massive amounts of wearable inertial data has been collected. Nonetheless, annotating such large time-series

datasets is generally expensive and time consuming. Furthermore, fully-supervised models are usually trained from scratch for every task, which not only is time consuming and computationally expensive, but also results in learning very task-specific representations that cannot be easily used for other similar tasks. This also makes the aggregation of multiple datasets difficult given the various output classes (labels) available in different datasets.

In this paper we propose a *self-supervised* framework for HAR with the goal of reducing reliance on labeled data while achieving strong performance. Our proposed solution uses two separate steps, namely pre-text representation learning and downstream activity recognition. The self-supervised pre-text task focuses on *motion forecasting*, or in other words, predicting future motion given a fixed input segment of data. As a result of the self-supervised representation learning, the proposed model learns generalized accelerometer features that can be used in motion-related tasks such as HAR across different datasets. The model is then frozen and transfer learning is used to perform activity recognition. Our contributions can be summarized as follows. (1) we propose a novel self-supervised solution for HAR based on motion forecasting. We demonstrate that using our solution to learn the pre-text task, generalized and informative motion representations are learned. (2) We test our algorithm using leave-one-subject-out (LOSO) validation on *two publicly available datasets*. (3) Our results outperform other methods for these datasets and sets new *state-of-the-art*.

2. RELATED WORK

2.1. HAR with Fully Supervised Learning

A variety of different data modalities have been used in the past for HAR, for example, vision [9], IMU [7, 10, 11], motion capture [12], and even audio [13], among others. Given the ubiquity of IMUs in smartphones and wearables, in our work, we focus on accelerometer-based HAR, which has been explored in recent years using different machine learning and deep learning methods [7, 10, 11].

Convolutional neural networks (CNN) have been widely used for IMU-based HAR [7, 10, 14]. For example, in [7], a

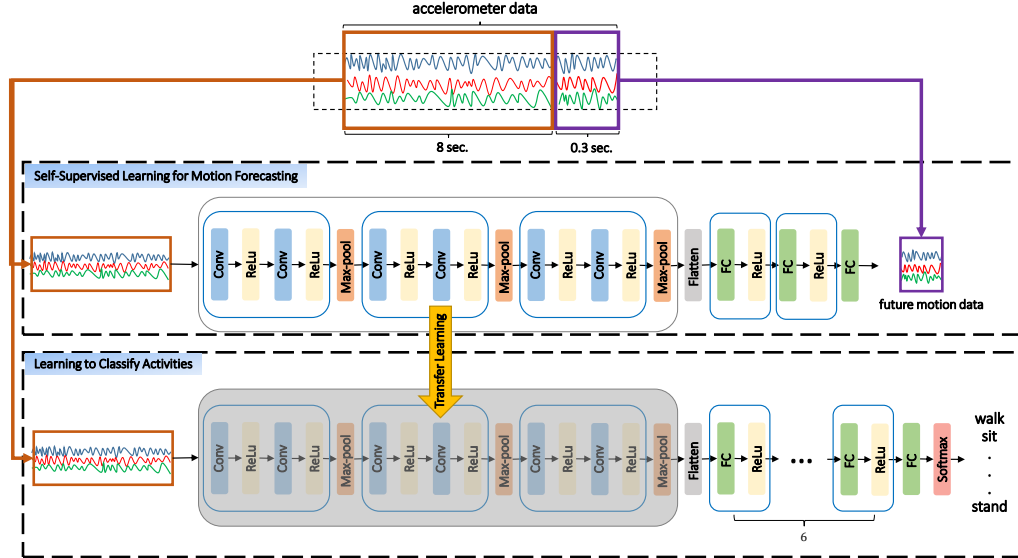


Fig. 1. The proposed self-supervised architecture is presented.

simple 5-layer CNN was used to perform activity recognition and analyze the impact of IMUs on different parts of the body. Similarly, a 5-layer CNN was used in [10] to perform labeling of activity data with variable-sized windows. In [14], a relatively deeper CNN was used to perform activity recognition in smart homes. Recurrent neural networks (RNN), either alone or accompanying CNNs, have also been widely used for HAR applications [11, 15, 16]. In [11], LSTM cells were used to implement a multilayer parallel RNN model for data collected from a waist-worn smartphone. In [15], a bi-directional LSTM network was used to process both the past and future time-steps of the input signals. In [16], a deep neural network combining 2 convolution and 2 LSTM layers was presented for the purpose of HAR with smartphone data. A detailed survey paper discussing different deep learning solutions for HAR is available in [17].

Although supervised deep learning models have shown significant performance for HAR, to reduce the reliance on labeled data, unsupervised and self-supervised learning methods have been explored in recent years. Self-supervised learning has been previously explored in time-series representation learning applications such as computer vision [18, 19], bio-signal analysis (e.g. ECG [20,21] and EEG [22]), speech recognition [23], and others. For IMU-based HAR, [8] and [24] have used self-supervised learning. In [8], 6 transformations were applied to unlabeled IMU data, and a multitask deep neural network was used to recognize the transformations as the pre-text self-supervised tasks. In [24], certain data-points were masked and reconstructed as the pre-text self-supervised task. Both models were then frozen and used as the feature extractor for downstream activity recognition.

3. METHOD

3.1. Proposed Self-supervised Architecture

The goal of this study is to develop a self-supervised deep neural network capable of learning robust and generalizable representations from accelerometer signals for human activity recognition. To this end, we train a network $H_{forecast}$ in a self-supervised manner using pre-text task $T_{pretext}$, where this stage would allow $H_{forecast}$ to learn representations capable of performing a downstream human activity recognition task $T_{downstream}$. We set $T_{pretext}$ to a problem in which given $\Phi_{input} = [\phi_1, \phi_2, \dots, \phi_r]$ where ϕ_i is the i th time-step of the motion sequence, the goal of the network is to predict $\Phi_{predict} = [\phi_{r+1}, \dots, \phi_{r+h}]$. Next, the goal is to use a model H_{HAR} , consisting of model $H_{forecast}$ frozen and augmented with a few additional fully connected (FC) layers, to learn $T_{downstream}$ defined as the activity recognition task. Figure 1 presents an overview of our proposed self-supervised pipeline. Through the following, we describe $H_{forecast}$ and H_{HAR} , the loss functions used, and the implementation details.

We use as deep CNN as our $H_{forecast}$ for learning motion representations through $T_{pretext}$. The CNN consists of 3 convolutional blocks each of which contains two convolution + ReLU layers. Each block is followed by a max-pool layer. This structure is then followed by a flatten operation to obtain a 1D tensor. Next, FC layers accompanied by ReLU activation functions are used to learn the non-linearities between the learned representations and the outputs. Two such layers yield the best results for our application and are therefore used. Finally, the output layer consists of a single FC layer. MSE loss is used to

train the network. The network is fed motion segments of 8 seconds in duration, while the following 0.3-second segment is used as the output. Each input has a 50% overlap with the next input segment. The data in each dataset are normalized with the min-max method. Once $H_{forecast}$ has been trained, we freeze the convolution blocks and transfer the frozen weights to H_{HAR} . The network is then augmented with 6 additional FC + ReLU blocks. Lastly, a single FC layer followed by sigmoid activation is added as the output layer. H_{HAR} is then trained while the convolution blocks are kept frozen and act as feature extractors for the HAR network. Entropy loss is used to train the network and 20% dropout is set for the 2nd and 4th FC blocks. The number and types of blocks/layers (for both networks), as well as the segment sizes used for training, are all tuned empirically to obtain optimum performance. Figure 1 presents the architecture of the self-supervised model used for motion representation learning through predicting future motion values.

3.2. Implementation Details

In order to implement our models, we used Keras with TensorFlow backend on an NVIDIA GeForce RTX 2080 Ti GPU. The $H_{forecast}$ kernel size is set to 3 for all the convolution layers. The number of filters is set to 128, 256, and 384 for the three convolution block respectively, and the number of hidden neurons in the FC layers is set to 384, 120, and 45 for the three layers respectively. For the activity recognition network H_{HAR} , the frozen network is followed by 6 FC layers with 512, 512, 350, 250, 100, and 30 neurons respectively, followed by a layer with the size of the number of classes.

$H_{forecast}$ is trained over 80 epochs with a batch size 512 and Adam optimizer (learning rate = 0.0003). For H_{HAR} , a batch size of 512 and Adam optimizer (learning rate = 0.0001), are used for both datasets. All the hyper-parameters of $H_{forecast}$ and H_{HAR} are summarized in Table 1.

In order to evaluate our method we use the leave-one-subject-out (LOSO) approach, randomly picking 20% of the participants from each dataset for testing, while using the rest for training. Furthermore, 10% of the training set is allocated for validation. The performance of $H_{forecast}$ is evaluated with R^2 since it is a regression task, while H_{HAR} is evaluated with accuracy and F1 metrics.

4. EXPERIMENTS AND RESULTS

4.1. Datasets

Two publicly available datasets, MotionSense [25] and UCI HAR [26] are used to evaluate our model. These datasets contain a variety of human activities and have been collected from smartphone sensors. Below, the characteristics of each dataset are briefly described.

Table 1. Architecture and parameters of the proposed model is presented.

Module	Layer Details	Feature Shape
Input	—	400×3
Conv. Blocks	$[conv, 1 \times 3, 128] \times 2$	396×128
	$[maxpool, 1 \times 2, stride = 2]$	198×128
	$[conv, 1 \times 3, 256] \times 2$	194×256
	$[maxpool, 1 \times 2, stride = 2]$	97×256
	$[conv, 1 \times 2, 384] \times 2$	93×384
$H_{forecast}$ FC	$[maxpool, 1 \times 2, stride = 2]$	46×384
	<i>flatten</i>	17664
	$[dense, 384]$	384
	$[dense, 120]$	120
	$[dense, 45]$	45
H_{HAR} FC	<i>output</i>	45
	$[dense, 512] \times 2$	512
	$[dense, 350]$	350
	$[dense, 250]$	250
	$[dense, 100]$	100
	$[dense, 30]$	30
$[dense, num_classes]$	<i>num_classes</i>	
<i>output</i>	1	

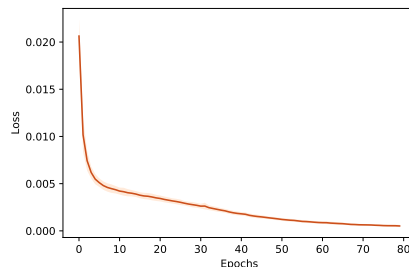


Fig. 2. The average training loss vs. epochs for the self-supervised motion forecasting task is presented.

4.1.1. MotionSense

This dataset consists of accelerometer, gyroscope, and altitude data collected with an iPhone 6s using SensingKit with a sampling rate of 50 Hz. 24 participants of different gender, age, weight, and height groups have performed 6 activities (walking downstairs, walking upstairs, walking, sitting, standing, and jogging) in 15 trials, while carrying the smartphone in their trousers’ front pocket.

4.1.2. UCI HAR

This dataset contains accelerometer and gyroscope signals from 30 participants in the 9-48 age range (sampling rate of 50 Hz). Each participant has worn a Samsung Galaxy 2 smartphone around their waist while performing 6 activities (walking downstairs, walking upstairs, walking, sitting, standing, and laying down).

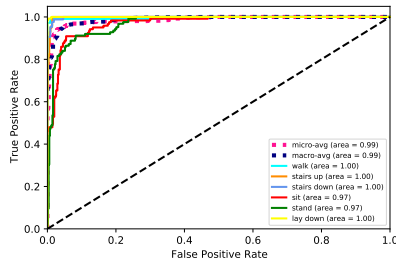


Fig. 3. ROC curves are presented for our self-supervised HAR model on the UCI HAR dataset.

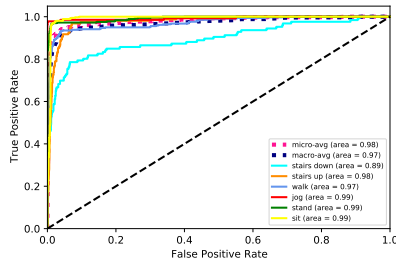


Fig. 4. ROC curves are presented for our self-supervised HAR model on the MotionSense dataset.

4.2. Performance and Comparison

First, we evaluate our self-supervised network trained for the pre-text task of motion forecasting. Figure 2 presents the training curve for the self-supervised motion forecasting network ($H_{forecast}$), which illustrates smooth convergence to very low loss values. This indicates that our network is capable of effectively learning to predict motion patterns given the training data. Moreover, to further evaluate the performance of the self-supervised network, we measure R^2 values for the predicted motion vs. the ground truth values. We obtain $R^2 = 0.8224 \pm 0.0199$ further indicating strongly learned representations for motion forecasting.

Next, we evaluate the performance of our model for the downstream task of HAR (H_{HAR}). First we present the ROC curves for different activities with the two datasets in Figures 3 and 4. We observe effective performance by our method given the high area under the curve values. Tables 4.2 and 4.2 present the accuracy and F1 scores for the UCI HAR and MotionSense datasets respectively. The tables also present the results obtained by [8] and [24], which also perform self-supervised IMU-based HAR. We also compare our work against *fully supervised* methods that have used the more challenging LOSO protocol (similar to our work). The results in Tables 4.2 and 4.2 illustrate that our method outperforms both self-supervised and fully supervised methods in the field and sets a **new state-of-the-art** for UCI HAR and MotionSense using LOSO validation. In addition to comparing our self-supervised model

Table 2. LOSO results on the UCI HAR dataset. Here, FS: fully supervised, SS: self-supervised, FT: fine-tuned.

Method	F1	Accuracy
Kolosnjaji and Eckert [27] (FS)	–	0.778
Saeed et al. [8] (FS)	0.898 ± 0.015	–
Saeed et al. [8] (SS)	0.899 ± 0.016	–
Haresamudram et al. [24] (SS)	0.819	–
Ours (SS)	0.914 ± 0.014	0.913 ± 0.015
Saeed et al. [8] (SS - FT)	0.895 ± 0.019	–
Ours (SS - FT)	0.910 ± 0.028	0.909 ± 0.029

Table 3. LOSO results on the MotionSense dataset. Here, FS: fully supervised, SS: self-supervised, FT: fine-tuned.

Method	F1	Accuracy
Malekzadeh et al. [25] (FS)	–	0.8633
Saeed et al. [8] (FS)	0.903 ± 0.009	–
Saeed et al. [8] (SS)	0.886 ± 0.008	–
Haresamudram et al. [24] (SS)	0.880	–
Ours (SS)	0.903 ± 0.030	0.902 ± 0.031
Saeed et al. [8] (SS - FT)	0.901 ± 0.009	–
Ours (SS - FT)	0.925 ± 0.025	0.924 ± 0.247

with frozen convolution blocks to other works, to evaluate the impact of fine-tuning on our self-supervised model, we further train H_{HAR} . Tables 4.2 and 4.2 show that for the UCI HAR dataset, fine-tuning does not help the performance, while a small improvement is achieved for MotionSense. This indicates that the original representations learned by our self-supervised network are effective to a point where further training, even with labeled data, does not help. Nonetheless, for both datasets, our fine-tuned self-supervised models outperform the fine-tuned models proposed by [8].

5. CONCLUSION AND FUTURE WORK

In this study, we proposed a novel deep self-supervised solution for learning representations from unlabeled accelerometer data. A deep neural network was first trained on raw signals, learning to forecast the values in future time-steps. This pre-trained model was then frozen and transferred to a supervised human activity recognition network. We show that our method outperforms existing supervised and self-supervised methods in wearable-based activity recognition for MotionSense and UCI HAR datasets.

For future work, using additional datasets for the pre-text self-supervised task could potentially improve the model performance in extracting more generalized motion representations from accelerometer data. Furthermore, using CNN-RNN-based methods may help the model in better learning the temporal dependencies of the timeseries accelerometer data.

6. REFERENCES

- [1] V. Osmani, S. Balasubramaniam, and D. Botvich. Human activity recognition in pervasive health-care: Supporting efficient remote collaboration. *Journal of Network and Computer Applications*, 31(4):628–655, 2008.
- [2] S. Oniga and J. Sütő. Human activity recognition using neural networks. In *Proc. of the 15th International Carpathian Control Conference*, pages 403–406, 2014.
- [3] Z. Zhao, A. Arya, A. Whitehead, G. Chan, and A. Etemad. Keeping users engaged through feature updates: A long-term study of using wearable-based exergames. In *ACM Conference on Human Factors in Computing Systems*, pages 1053–1064, 2017.
- [4] C. Direkoglu and N. O’Connor. Team activity recognition in sports. In *European Conference on Computer Vision*, pages 69–83, 2012.
- [5] M. Ermes, J. Pärkkä, J. Mäntyjärvi, and I. Korhonen. Detection of daily activities and sports with wearable sensors in controlled and uncontrolled conditions. *IEEE Transactions on Information Technology in Biomedicine*, 12(1):20–26, 2008.
- [6] A. Wang, G. Chen, J. Yang, S. Zhao, and C. Chang. A comparative study on human activity recognition using inertial sensors in a smartphone. *IEEE Sensors Journal*, 16(11):4566–4578, 2016.
- [7] J. Kulchyk and A. Etemad. Activity recognition with wearable accelerometers using deep convolutional neural network and the effect of sensor placement. In *IEEE Sensors*, pages 1–4, 2019.
- [8] A. Saeed, T. Ozcelebi, and J. Lukkien. Multi-task self-supervised learning for human activity detection. *Proc. of the ACM on Interactive, Mobile, Wearable and Ubiquitous Technologies*, 3(2):1–30, 2019.
- [9] M. Babiker, O. Khalifa, K. Htike, A. Hassan, and M. Zaharadeen. Automated daily human activity recognition for video surveillance using neural network. In *4th IEEE International Conference on Smart Instrumentation, Measurement and Application*, pages 1–5, 2017.
- [10] R. Yao, G. Lin, Q. Shi, and D. Ranasinghe. Efficient dense labelling of human activity sequences from wearables using fully convolutional networks. *Pattern Recognition*, 78:252–266, 2018.
- [11] T. Yu, J. Chen, N. Yan, and X. Liu. A multi-layer parallel lstm network for human activity recognition with smartphone sensors. In *10th International Conference on Wireless Communications and Signal Processing*, pages 1–6, 2018.
- [12] E. Ijjina and C. Mohan. One-shot periodic activity recognition using convolutional neural networks. In *13th IEEE International Conference on Machine Learning and Applications*, pages 388–391, 2014.
- [13] P. Chahuara, A. Fleury, F. Portet, and M. Vacher. On-line human activity recognition from audio and home automation sensors: Comparison of sequential and non-sequential models in realistic smart homes 1. *Journal of Ambient Intelligence and Smart Environments*, 8(4):399–422, 2016.
- [14] V. Bianchi, M. Bassoli, G. Lombardo, P. Fornacciari, M. Mordonini, and I. De Munari. Iot wearable sensor and deep learning: An integrated approach for personalized human activity recognition in a smart home environment. *IEEE Internet of Things Journal*, 6(5):8553–8562, 2019.
- [15] S. Yu and L. Qin. Human activity recognition with smartphone inertial sensors using bidir-lstm networks. In *3rd International Conference on Mechanical, Control and Computer Engineering*, pages 219–224, 2018.
- [16] K. Xia, J. Huang, and H. Wang. Lstm-cnn architecture for human activity recognition. *IEEE Access*, 8:56855–56866, 2020.
- [17] H. Nweke, Y. Teh, M. Al-Garadi, and U. Alo. Deep learning algorithms for human activity recognition using mobile and wearable sensor networks: State of the art and research challenges. *Expert Systems with Applications*, 105:233–261, 2018.
- [18] H. Lee, J. Huang, M. Singh, and M. Yang. Unsupervised representation learning by sorting sequences. In *Proc. of the IEEE International Conference on Computer Vision*, pages 667–676, 2017.
- [19] L. Jing, X. Yang, J. Liu, and Y. Tian. Self-supervised spatiotemporal feature learning via video rotation prediction. *arXiv preprint arXiv:1811.11387*, 2018.
- [20] P. Sarkar and A. Etemad. Self-supervised learning for ecg-based emotion recognition. In *IEEE International Conference on Acoustics, Speech and Signal Processing*, pages 3217–3221, 2020.
- [21] P. Sarkar and A. Etemad. Self-supervised ecg representation learning for emotion recognition. *IEEE Transactions on Affective Computing*, 2020.
- [22] H. Banville, G. Moffat, I. Albuquerque, D. Engemann, A. Hyvärinen, and A. Gramfort. Self-supervised representation learning from electroencephalography signals. In *29th IEEE International Workshop on Machine Learning for Signal Processing*, pages 1–6, 2019.
- [23] M. Ravanelli, J. Zhong, S. Pascual, P. Swietojanski, J. Monteiro, J. Trmal, and Y. Bengio. Multi-task self-supervised learning for robust speech recognition. In *IEEE International Conference on Acoustics, Speech and Signal Processing*, pages 6989–6993, 2020.
- [24] H. Haresamudram, A. Beedu, V. Agrawal, P. Grady, I. Essa, J. Hoffman, and T. Plötz. Masked reconstruction based self-supervision for human activity recognition. In *Proceedings of the 2020 International Symposium on Wearable Computers*, pages 45–49, 2020.
- [25] M. Malekzadeh, R. Clegg, A. Cavallaro, and H. Haddadi. Protecting sensory data against sensitive inferences. In *Proceedings of the 1st Workshop on Privacy by Design in Distributed Systems*, pages 1–6, 2018.
- [26] D. Anguita, A. Ghio, L. Oneto, X. Parra, and J. Reyes-Ortiz. A public domain dataset for human activity recognition using smartphones. In *Esann*, volume 3, page 3, 2013.
- [27] B. Kolosnjaji and C. Eckert. Neural network-based user-independent physical activity recognition for mobile devices. In *International Conference on Intelligent Data Engineering and Automated Learning*, pages 378–386, 2015.