

ATTENTION IS ALL YOU NEED IN SPEECH SEPARATION

Cem Subakan¹, Mirco Ravanelli¹, Samuele Cornell², Mirko Bronzi¹, Jianyuan Zhong³

¹Mila-Quebec AI Institute, Canada,

²Università Politecnica delle Marche, Italy

³University of Rochester, USA

ABSTRACT

Recurrent Neural Networks (RNNs) have long been the dominant architecture in sequence-to-sequence learning. RNNs, however, are inherently sequential models that do not allow parallelization of their computations. Transformers are emerging as a natural alternative to standard RNNs, replacing recurrent computations with a multi-head attention mechanism.

In this paper, we propose the *SepFormer*, a novel RNN-free Transformer-based neural network for speech separation. The SepFormer learns short and long-term dependencies with a multi-scale approach that employs transformers. The proposed model matches or overtakes the state-of-the-art (SOTA) performance on the standard WSJ0-2/3mix datasets. It indeed achieves an SI-SNRi of 20.2 dB on WSJ0-2mix matching the SOTA, and an SI-SNRi of 17.6 dB on WSJ0-3mix, a SOTA result. The SepFormer inherits the parallelization advantages of Transformers and achieves a competitive performance even when downsampling the encoded representation by a factor of 8. It is thus significantly faster and it is less memory-demanding than the latest RNN-based systems.

Index Terms— speech separation, source separation, transformer, attention, deep learning.

1. INTRODUCTION

RNNs are a crucial component of modern audio processing systems and they are used in many different domains, including speech recognition, synthesis, enhancement, and separation, just to name a few. Especially when coupled with multiplicative gate mechanisms (like LSTM [1] and GRU [2, 3]), their recurrent connections are essential to learn long-term dependencies and properly manage speech contexts. Nevertheless, the inherently sequential nature of RNNs impairs an effective parallelization of the computations. This bottleneck is particularly evident when processing large datasets with long sequences. On the other hand, Transformers [4] completely avoid this bottleneck by eliminating recurrence and replacing it with a fully attention-based mechanism. By attending to the whole sequence at once, a direct connection can be established between distant elements allowing Transformers to learn long-term dependencies more easily [5]. For this reason, Transformers are gaining considerable popularity for speech processing and recently showed competitive performance in speech recognition [6], synthesis [7], enhancement [8], diarization [9], as well as speaker recognition [10].

Little research has been done so far on Transformer-based models for monaural audio source separation. The field has been revolutionized by the adoption of deep learning techniques [11–16], and with recent works [17–23] achieving impressive results by adopting an end-to-end approach. Most of the current speech separation techniques [14, 15, 17–22] require effective modeling of long input

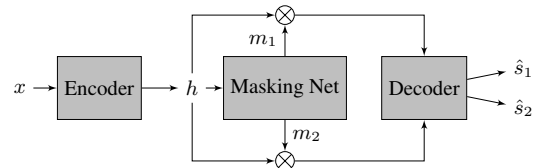


Fig. 1. The high-level description of our system: The encoder block estimates a learned-representation for the input signal, while the masking network estimates optimal masks to separate the sources present in the mixtures. The decoder finally reconstructs the estimated sources in the time domain using the masks provided by the masking network.

sequences to perform well. Current systems rely, in large part, on the learned-domain masking strategy popularized by Conv-TasNet [15]. In this framework, an overcomplete set of analysis and synthesis filters is learned directly from the data, and separation is performed by estimating a mask for each source in this learned-domain. Building on this, Dual-Path RNN (DPRNN) [17] has demonstrated that better long-term modeling is crucial to improve the separation performance. This is achieved by splitting the input sequence into multiple chunks that are processed locally and globally with different RNNs. Nevertheless, due to the use of RNNs, DPRNN still suffers from the aforementioned limitations of recurrent connections, especially regarding the global processing step. An attempt to integrate transformers into the speech separation pipeline has been recently done in [22] where the proposed Dual-Path Transformer Network (DPTNet) is shown to outperform the standard DPRNN. Such an architecture, however, still embeds an RNN, effectively negating the parallelization capability of pure-attention models.

In this paper, we propose a novel model called SepFormer (Separation Transformer), which is mainly composed of multi-head attention and feed-forward layers. We adopt the dual-path framework introduced by DPRNN and we replace RNNs with a multi-scale pipeline composed of transformers that learn both short and long-term dependencies. To the best of our knowledge, this is the first work showing that we can obtain state-of-the-art performance in separation with an RNN-free Transformer-based architecture. The SepFormer achieves an SI-SNRi of 20.2 dB on the standard WSJ0-2mix dataset, thus outperforming the DPRNN and matching the state-of-the-art performance of DPTNet. It also achieves the SOTA performance of 17.6 dB SI-SNRi on the WSJ0-3mix dataset.

The SepFormer not only processes all the time steps in parallel but also achieves competitive performance when downsampling the encoded representation by a factor of 8. This makes the proposed architecture significantly faster and less memory demanding than the latest RNN-based separation models.

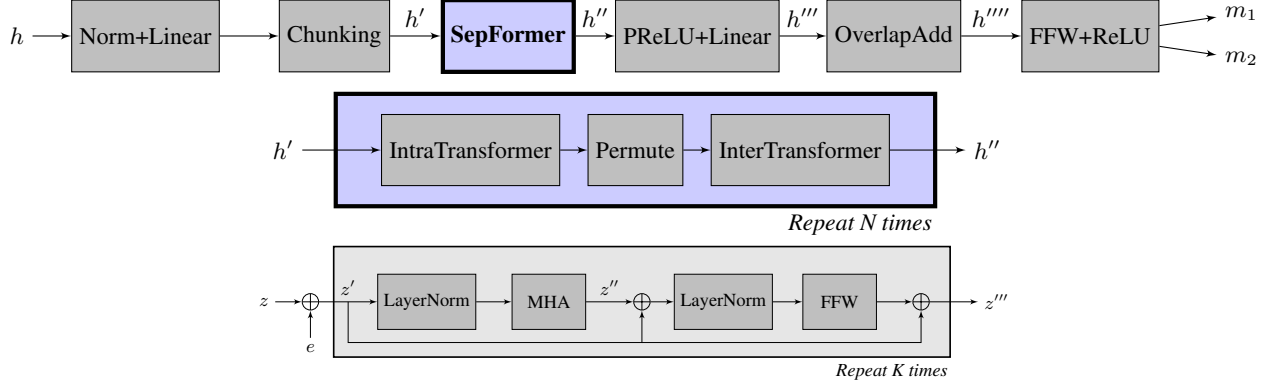


Fig. 2. (Top) The overall architecture proposed for the masking network. **(Middle)** The SepFormer Block. **(Bottom)** The transformer architecture $g^K(\cdot)$ that is used both in the IntraTransformer block and in the InterTransformer block.

2. THE MODEL

The proposed model is based on the learned-domain masking approach [14, 15, 17–22] and employs an encoder, a decoder, and a masking network, as shown in Figure 1. The encoder is fully convolutional, while the masking network employs two Transformers embedded inside the dual-path processing block proposed in [17]. The decoder finally reconstructs the separated signals in the time domain by using the masks predicted by the masking network. To foster replicability, the SepFormer will be made available within the SpeechBrain toolkit¹.

2.1. Encoder

The encoder takes in the time-domain mixture-signal $x \in \mathbb{R}^T$ as input, which contains audio from multiple speakers. It learns an STFT-like representation $h \in \mathbb{R}^{F \times T'}$ using a single convolutional layer:

$$h = \text{ReLU}(\text{conv1d}(x)). \quad (1)$$

As we will describe in Sec. 4, the stride factor of this convolution impacts significantly on the performance, speed, and memory of the model.

2.2. Masking Network

Figure 2 (top) shows the detailed architecture of the masking network (Masking Net). The masking network is fed by the encoded representations $h \in \mathbb{R}^{F \times T'}$ and estimates a mask $\{m_1, \dots, m_{N_s}\}$ for each of the N_s speakers in the mixture.

As in [15], the encoded input h is normalized with layer normalization [24] and processed by a linear layer (with dimensionality F). We then create overlapping chunks of size C by chopping up h on the time axis with an overlap factor of 50%. We denote the output of the chunking operation with $h' \in \mathbb{R}^{F \times C \times N_c}$, where C is the length of each chunk, and N_c is the resulting number of chunks.

The representation h' feeds the SepFormer block, which is the main component of the masking network. This block, which will be described in detail in Sec. 2.3, employs a pipeline composed of two transformers able to learn short and long-term dependencies.

The output of the SepFormer $h'' \in \mathbb{R}^{F \times C \times N_c}$ is processed by PReLU activations followed by a linear layer. We denote the output

of this module $h''' \in \mathbb{R}^{(F \times N_s) \times C \times N_c}$, where N_s is the number of speakers. Afterwards we apply the overlap-add scheme described in [17] and obtain $h'''' \in \mathbb{R}^{F \times N_s \times T'}$. We pass this representation through two feed-forward layers and a ReLU activation at the end to finally obtain the mask m_k for each of the speakers.

2.3. SepFormer Block

Figure 2 (Middle) shows the architecture of the SepFormer block. The SepFormer block is designed to model both short and long-term dependencies with the dual-scale approach of DPRNNs [17]. In our model, the transformer block which models the short-term dependencies is named IntraTransformer (IntraT), and the block for longer-term dependencies is named InterTransformer (InterT). IntraT processes the second dimension of h' , and thus acts on each chunk independently, modeling the short-term dependencies within each chunk. Next, we permute the last two dimensions (which we denote with \mathcal{P}), and the InterT is applied to model the transitions across chunks. This scheme enables effective modelling of long-term dependencies across the chunks. The overall transformation of the SepFormer is therefore defined as follows:

$$h'' = f_{\text{inter}}(\mathcal{P}(f_{\text{intra}}(h'))), \quad (2)$$

where we denote the IntraT and InterT with $f_{\text{inter}}(\cdot)$, and $f_{\text{intra}}(\cdot)$, respectively. The overall SepFormer block is repeated N times.

2.3.1. Intra and Inter Transformers

Figure 2 (Bottom) shows the architecture of the Transformers used for both the IntraT and InterT blocks. It closely resembles the original one defined in [4]. We use the variable z to denote the input to the Transformer. First of all, sinusoidal positional encoding e is added to the input z , such that,

$$z' = z + e. \quad (3)$$

Positional encoding injects information on the order of the various elements composing the sequence, thus improving the separation performance.

We then apply multiple Transformer layers. Inside each Transformer layer $g(\cdot)$, we first apply layer normalization, followed by multi-head attention (MHA):

$$z'' = \text{MultiHeadAttention}(\text{LayerNorm}(z')). \quad (4)$$

¹speechbrain.github.io/

As proposed in [4], each attention head computes the scaled dot-product attention between all the elements of the sequence. The Transformer finally employs a feed-forward network (FFW), which is applied to each position independently:

$$z''' = \text{FeedForward}(\text{LayerNorm}(z'' + z')) + z'. \quad (5)$$

The overall transformer block is therefore defined as follows:

$$f(z) = g^K(z + e) + z, \quad (6)$$

where $g^K(\cdot)$ denotes K layers of transformer layer $g(\cdot)$. We use $K = N_{intra}$ layers for the IntraT, and $K = N_{inter}$ layers for the InterT. As shown in Figure 2 (Bottom) and Eq. (6), we add residual connections across the transformer layers, and across the transformer architecture to improve gradient backpropagation.

2.4. Decoder

The decoder simply uses a transposed convolution layer, with the same stride and kernel size of the encoder. The input to the decoder is the element-wise multiplication between the mask m_k of the source k and the output of the encoder h . The transformation of the decoder can therefore be expressed as follows:

$$\hat{s}_k = \text{conv1d-transpose}(m_k * h), \quad (7)$$

where $\hat{s}_k \in \mathbb{R}^T$ denotes the separated source k .

3. EXPERIMENTAL SETUP

3.1. Dataset

We use the popular WSJ0-2mix and WSJ0-3mix datasets [11] for source separation, where mixtures of two speakers and three speakers are created by randomly mixing utterances in the WSJ0 corpus. The level for the speakers is sampled uniformly between -5 dB to 5 dB for each mixture. 30 hours are used for training, 10 hours for validation, and 5 hours for evaluation. The training and test sets are created with different sets of speakers. The waveforms are sampled at 8 kHz.

3.2. Architecture and Training Details

The encoder is based on 256 convolutional filters with a kernel size of 16 samples and a stride factor of 8 samples. The decoder uses the same kernel size and the stride factors of the encoder. Before feeding the mixtures into the encoder, we apply waveform dropout by randomly zeroing small random chunks of consecutive samples. We also randomly drop out some frequency channels by convolving the waveform with random band-pass filters as done in [25].

In our best models, the SepFormer masking network processes chunks of size $C = 200$ with a 50% overlap between them and employs 4 layers of transformers in both IntraT and InterT. The IntraT-InterT dual-path processing pipeline is repeated $N = 2$ times. We used 16 parallel attention heads, and 2048-dimensional positional feed-forward networks within each Transformer layer. The model has a total of 22 million parameters.

We use the Adam algorithm [26] as optimizer, with a learning rate of $15e^{-5}$. The learning rate is annealed by halving it if we do not observe any improvement of the validation performance for 3 successive epochs. Gradient clipping is employed to limit the $L2$ norm of the gradients to 5. Our model is trained with batches composed of single sentences by maximizing the Scale-Invariant Signal-to-Noise Ratio (SI-SNR) [27] with utterance-level permutation invariant loss [13].

Table 1. Best results on the WSJ0-2mix dataset.

Model	SI-SNRi	SDRi	# Param	Stride
Tasnet [29]	10.8	11.1	n.a	20
SignPredictionNet [30]	15.3	15.6	55.2M	8
ConvTasnet [15]	15.3	15.6	5.1M	10
Two-Step CTN [31]	16.1	n.a.	8.6M	10
DeepCASA [18]	17.7	18.0	12.8M	1
FurcaNeXt [19]	n.a.	18.4	51.4M	n.a.
DualPathRNN [17]	18.8	19.0	2.6M	1
sudo rm -rf [21]	18.9	n.a.	2.6M	10
VSUNOS [20]	20.1	20.4	7.5M	2
DPTNet* [22]	20.2	20.6	2.6M	1
Wavesplit** [23]	21.0	21.2	29M	1
SepFormer	20.2	20.4	22M	8

*only SI-SNR and SDR (without improvement) are reported.

**uses speaker-ids as additional info.

Table 2. Ablation of the SepFormer on WSJ0-2Mix.

SI-SNRi	N	N_{intra}	N_{inter}	# Heads	D-FF	Pos. Enc.
20.4	2	4	4	16	2048	Yes
20.2	2	4	4	8	2048	Yes
19.9	2	4	4	8	2048	Yes
19.8	3	4	4	8	2048	Yes
19.4	2	4	4	8	2048	No
19.2	2	4	1	8	1024	Yes
19.1	2	3	3	8	2048	Yes
19.0	2	3	3	8	2048	No

Training is performed with the WSJ0-2mix or WSJ0-3mix data without using on-the-fly mixture generation to create unseen speaker combinations. Data contamination with noise or reverberation [28] is not used as well. Automatic mixed-precision is adopted to speed up training. The system is trained for 140 epochs. Each epoch takes approximately 1 hour on a single NVIDIA V100 GPU with 32 GB of memory.

4. RESULTS

4.1. Results on WSJ0-2mix

Table 1 compares the performance achieved by the proposed SepFormer with the best results reported in the literature on the WSJ0-2mix dataset. The SepFormer achieves an SI-SNR improvement (SI-SNRi) of 20.2 dB and a Signal-to-Distortion Ratio [32] (SDRi) improvement of 20.4 dB on the test-set. The proposed model outperforms ConvTasNet and DualPathRNN by a large margin. It also matches the performance of DPTNet [22] and VSUNOS [20], which are among the latest best-performing models. Note that DPTNet only reports results in terms of absolute SI-SNR and SDR values (without improvement). According to our calculation, SDR is greater than SDRi of about 0.15 dB on the WSJ0-2mix dataset. We do not outperform Wavesplit [23] on this dataset, which uses speaker identity to drive separation as an additional information.

4.2. Ablation Study

We now study the effect of various hyperparameters on the performance of the SepFormer on the WSJ0-2mix dataset. The results are summarized in Table 2. The reported performance in this table is calculated on the validation set.

We observe that the number of InterT and IntraT blocks has an important impact on the performance. The best results are achieved with 4 layers for both transformers replicated two times. We also

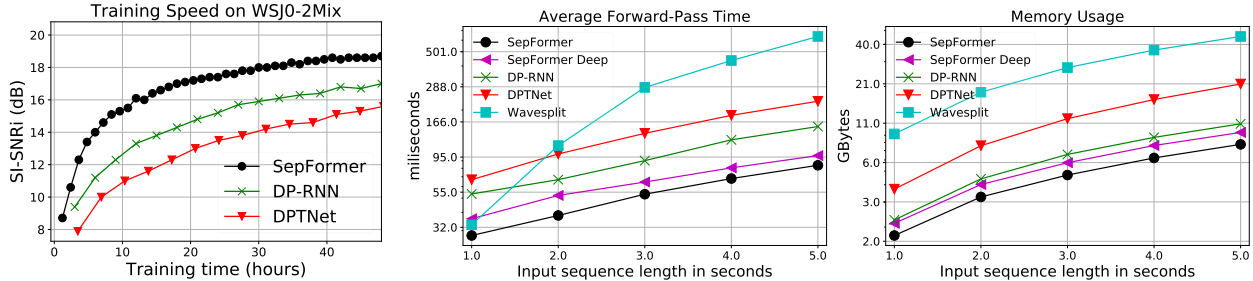


Fig. 3. (Left) The training curves of SepFormer, DPRNN, and DPTNet on the WSJ0-2mix dataset. (Middle & Right) The comparison of forward-pass speed and memory usage in the GPU on inputs ranging 1-5 seconds long sampled at 8kHz.

Table 3. Best results on the WSJ0-3mix dataset.

Model	SI-SNRI	SDRi	# Param
ConvTasnet [15]	12.7	13.1	5.1M
DualPathRNN [17]	14.7	n.a	2.6M
VSUNOS [20]	16.9	n.a	7.5M
Wavesplit [23]	17.3	17.6	29M
Sepformer	17.6	17.9	26M

would like to point out that a respectable performance of 19.2 dB is obtained even when we use a single layer transformer for the InterTransformer. This suggests that the IntraTransformer, and thus local processing, has a greater influence on the performance. It also emerges that positional encoding is helpful (e.g. see lines 3 and 5 of Table 2). A similar outcome has been observed in [33] for speech enhancement. As for the number of attention heads, we observe a slight performance difference between 8 and 16 heads.

4.3. Results on WSJ0-3mix

Table 3 showcases the best performing models on the WSJ0-3mix dataset. Our SepFormer obtains the state-of-the-art performance with an SI-SNRI of 17.6 dB and an SDRi of 17.9 dB. It is worth noting that on this corpus the SepFormer slightly outperforms Wavesplit [23] even without using speaker identities. To deal with the additional complexity of this dataset, we used a larger model with 26M parameters which employs $N_{inter} = 8$ Inter transformer layers, $N_{intra} = 8$ Intra transformer layers, and we use $N = 2$. We use 8 parallel attention heads and 1024 dimensions for the feedforward layers in the transformer layers. We again used a stride factor of 8 in the convolutional encoder.

Our results on WSJ0-2mix and WSJ0-3mix show that it is possible to perform separation with an RNN-free Transformer-based without sacrificing performance. The big advantage of SepFormer over RNN-based systems like [17, 20, 22] is the possibility to parallelize the computations over different time steps. This leads to faster training and inference, as described in the following section.

4.4. Speed and Memory Comparison

We now compare the training and inference speed of our model with DPRNN [17] and DPTNet [22]. Figure 3 (left) shows the training curves of the aforementioned models on the WSJ0-2mix dataset. We plot the performance achieved on the validation set in the first 48 hours of training versus the wall-clock time. For a fair comparison, we used the same machine with the same GPU (a single NVIDIA V100-32GB) for all the models. Moreover, all the systems have a batch size of 1 and employ automatic mixed precision.

We observe that the SepFormer is faster than DPRNN and DPTNet. Figure 3 (left), highlights that our model (which achieves a final performance of 20.4 dB on the validation set of WSJ0-2Mix) reaches above 17dB levels only after a full day of training, whereas the DPRNN model requires two days of training to achieve the same level of performance. Figure 3 (middle&right) compares the average computation time (in ms) and the total memory allocation (in GB) during inference when single precision is used. We analyze the speed of our best models for both WSJ0-2Mix and WSJ0-3Mix datasets. We call the former SepFormer, and the latter SepFormer Deep in the legend. We compare our models against DP-RNN, DPTNet, and Wavesplit. All the models are stored in the same NVIDIA RTX8000-48GB GPU and we performed this analysis using the PyTorch profiler [34]. For Wavesplit we used the implementation in [35].

From this analysis it emerges that the SepFormer is not only faster but also less memory demanding than DPTNet, DPRNN and Wavesplit. We observed the same behavior using the CPU for inference also. Such a level of computational efficiency is achieved even though the proposed SepFormer employs more parameters than the other RNN-based methods (see Table 1). This is not only due to the superior parallelization capabilities of the proposed model, but also because the best performance is achieved with a stride factor of 8 samples, against a stride of 1 for DPRNN and DPTNet. Increasing the stride of the encoder results in downsampling the input sequence, and therefore the model processes less data. In [17], the authors showed that the DPRNN performance degrades when increasing the stride factor. The SepFormer, instead, reaches competitive results even with a relatively large stride, leading to the aforementioned speed and memory advantages.

5. CONCLUSIONS

In this paper, we proposed a novel neural model for speech separation called SepFormer (Separation Transformer). The SepFormer is an RNN-free architecture that employs a masking network composed of transformers only. The masking network learns both short and long-term dependencies using a multi-scale approach.

Our results, reported on the WSJ0-2mix and WSJ0-3mix datasets, highlight that we can match or overtake the state-of-the-art performance in separation without using RNNs in the network design. This way, the SepFormer can parallelize the computations over different time steps. Moreover, our model achieves a competitive performance even when subsampling the encoded representation by a factor of 8. This leads to a significant speed-up at training/inference time and a drastic reduction of memory usage, especially when compared to recent models such as DPRNN and DPTNet. As future work, we would like to explore different transformer architectures that could potentially further improve performance, speed, and memory usage.

6. REFERENCES

- [1] S. Hochreiter and J. Schmidhuber, "Long short-term memory," *Neural Computation*, vol. 9, no. 8, pp. 1735–1780, Nov. 1997.
- [2] K. Cho, B. van Merriënboer, D. Bahdanau, and Y. Bengio, "On the properties of neural machine translation: Encoder-decoder approaches," in *Proc. of SSST*, 2014.
- [3] M. Ravanelli, P. Brakel, M. Omologo, and Y. Bengio, "Light gated recurrent units for speech recognition," *IEEE Transactions on Emerging Topics in Computational Intelligence*, vol. 2, no. 2, pp. 92–102, April 2018.
- [4] A. Vaswani, N. Shazeer, N. Parmar, J. Uszkoreit, L. Jones, A. N. Gomez, L. Kaiser, and I. Polosukhin, "Attention is all you need," *CoRR*, vol. abs/1706.03762, 2017.
- [5] G. Kerg, B. Kanuparthi, A. Goyal, K. Goyette, Y. Bengio, and G. Lajoie, "Untangling tradeoffs between recurrence and self-attention in neural networks," *CoRR*, vol. abs/2006.09471, 2020.
- [6] S. Karita, N. Chen, T. Hayashi, T. Hori, H. Inaguma, Z. Jiang, M. Someki, N. E. Y. Soplin, R. Yamamoto, X. Wang, S. Watanabe, T. Yoshimura, and W. Zhang, "A comparative study on transformer vs rnn in speech applications," in *Proc. of ASRU*, 2019, pp. 449–456.
- [7] N. Li, S. Liu, Y. Liu, S. Zhao, and M. Liu, "Neural speech synthesis with transformer network," in *Proc. of AAAI*, 2019, pp. 6706–6713.
- [8] J. Kim, M. El-Khamy, and J. Lee, "T-gsa: Transformer with gaussian-weighted self-attention for speech enhancement," in *Proc. of ICASSP*, 2020, pp. 6649–6653.
- [9] Q. Li, F. L. Kreyssig, C. Zhang, and P. C. Woodland, "Discriminative neural clustering for speaker diarisation," *CoRR*, vol. abs/1910.09703, 2019.
- [10] X. Chang, W. Zhang, Y. Qian, J. Le Roux, and S. Watanabe, "End-to-end multi-speaker speech recognition with transformer," in *Proc. of ICASSP*, 2020, pp. 6134–6138.
- [11] J. R. Hershey, Z. Chen, J. Le Roux, and S. Watanabe, "Deep clustering: Discriminative embeddings for segmentation and separation," in *Proc. of ICASSP*, 2016.
- [12] D. Yu, M. Kolbæk, Z. Tan, and J. Jensen, "Permutation invariant training of deep models for speaker-independent multi-talker speech separation," in *Proc. of ICASSP*, 2017.
- [13] M. Kolbæk, D. Yu, Z.-H. Tan, and J. Jensen, "Multitalker speech separation with utterance-level permutation invariant training of deep recurrent neural networks," *IEEE/ACM Transactions on Audio, Speech, and Language Processing*, vol. 25, no. 10, pp. 1901–1913, 2017.
- [14] S. Venkataramani, J. Casebeer, and P. Smaragdis, "End-to-end source separation with adaptive front-ends," 2017.
- [15] Y. Luo and N. Mesgarani, "Conv-TasNet: Surpassing Ideal Time-Frequency Magnitude Masking for Speech Separation," vol. 27, no. 8, pp. 1256–1266, Aug. 2019.
- [16] Po-Sen Huang, Minje Kim, Mark Hasegawa-Johnson, and Paris Smaragdis, "Deep learning for monoaural source separation," in *2014 IEEE International Conference on Acoustics, Speech and Signal Processing (ICASSP)*, 2014.
- [17] Y. Luo, Z. Chen, and T. Yoshioka, "Dual-path RNN: efficient long sequence modeling for time-domain single-channel speech separation," 2020.
- [18] Y. Liu and D. Wang, "Divide and conquer: A deep casa approach to talker-independent monaural speaker separation," 2019.
- [19] Z. Shi, H. Lin, L. Liu, R. Liu, J. Han, and A. Shi, "Furcanext: End-to-end monaural speech separation with dynamic gated dilated temporal convolutional networks," 2019.
- [20] E. Nachmani, Y. Adi, and L. Wolf, "Voice separation with an unknown number of multiple speakers," *ICML*, 2020.
- [21] E. Tzinis, Z. Wang, and P. Smaragdis, "Sudo rm -rf: Efficient networks for universal audio source separation," in *MLSP*, 2020.
- [22] J. Chen, Q. Mao, and D. Liu, "Dual-Path Transformer Network: Direct Context-Aware Modeling for End-to-End Monaural Speech Separation," in *Proc. of Interspeech 2020*, 2020.
- [23] N. Zeghidour and D. Grangier, "Wavesplit: End-to-end speech separation by speaker clustering," *arXiv preprint arXiv:2002.08933*, 2020.
- [24] L. J. Ba, J. R. Kiros, and G. E. Hinton, "Layer normalization," *CoRR*, vol. abs/1607.06450, 2016.
- [25] M. Ravanelli, J. Zhong, S. Pascual, P. Swietojanski, J. Monteiro, J. Trmal, and Y. Bengio, "Multi-task self-supervised learning for robust speech recognition," in *Proc. of ICASSP*, 2020.
- [26] D. P. Kingma and J. Ba, "Adam: A method for stochastic optimization," 2017.
- [27] J. Le Roux, S. Wisdom, H. Erdogan, and J. R. Hershey, "Sdr-half-baked or well done?," in *ICASSP 2019-2019 IEEE International Conference on Acoustics, Speech and Signal Processing (ICASSP)*. IEEE, 2019, pp. 626–630.
- [28] M. Ravanelli and M. Omologo, "Contaminated speech training methods for robust DNN-HMM distant speech recognition," in *Proc. of Interspeech*, 2015, pp. 756–760.
- [29] Y. Luo and N. Mesgarani, "TasNet: time-domain audio separation network for real-time, single-channel speech separation," *CoRR*, vol. abs/1711.00541, 2017.
- [30] Z.-Q. Wang, K. Tan, and D. Wang, "Deep learning based phase reconstruction for speaker separation: A trigonometric perspective," 2018.
- [31] E. Tzinis, S. Venkataramani, Z. Wang, C. Subakan, and P. Smaragdis, "Two-step sound source separation: Training on learned latent targets," 2019.
- [32] E. Vincent, R. Gribonval, and C. Févotte, "Performance measurement in blind audio source separation," *IEEE transactions on audio, speech, and language processing*, vol. 14, no. 4, pp. 1462–1469, 2006.
- [33] J. Kim, M. El-Khamy, and J. Lee, "T-gsa: Transformer with gaussian-weighted self-attention for speech enhancement," in *Proc. of ICASSP*, 2020, pp. 6649–6653.
- [34] Pytorch, "Profiler," <https://pytorch.org/tutorials/recipes/recipes/profiler.html>, 2020, Accessed: 2020-10-21.
- [35] M. Pariente, S. Cornell, J. Cosentino, S. Sivasankaran, E. Tzinis, J. Heitkaemper, M. Olvera, F.-R. Stöter, M. Hu, J. M. Martín-Doñas, D. Ditter, A. Frank, A. Deleforge, and E. Vincent, "Asteroid: the PyTorch-based audio source separation toolkit for researchers," in *Proc. of Interspeech*, 2020.