

CROWDSOURCING APPROACH FOR SUBJECTIVE EVALUATION OF ECHO IMPAIRMENT

¹Ross Cutler, ²Babak Nadari, ¹Markus Loide, ¹Sten Sootla, ¹Ando Saabas

¹Microsoft Corporation, ²Technische Universität Berlin

ABSTRACT

The quality of acoustic echo cancellers (AECs) in real-time communication systems is typically evaluated using objective metrics like ERLE [1] and PESQ [2], and less commonly with lab-based subjective tests like ITU-T Rec. P.831 [3]. We will show that these objective measures are not well correlated to subjective measures. We then introduce an open-source crowdsourcing approach for subjective evaluation of echo impairment which can be used to evaluate the performance of AECs. We provide a study that shows this tool is highly reproducible. This new tool has been recently used in the ICASSP 2021 AEC Challenge [4] which made the challenge possible to do quickly and cost effectively.

Index Terms— perceptual speech quality, crowdsourcing, subjective quality assessment, acoustic echo cancellation

1. INTRODUCTION

A common speech enhancement component in communication devices is the acoustic echo canceller (AEC), which attempts to remove the loudspeaker signal from the microphone signal. AECs are required not only for speakerphones, but also for headsets, handsets, and networks. The degradation of call quality due to acoustic echoes is one of the major sources of poor speech quality ratings in voice and video calls. As AECs are such a fundamental technology to telephony systems, there are many metrics created to try to measure the performance of an AEC.

Most AEC publications use objective measures such as echo return loss enhancement (ERLE) [1] and perceptual evaluation of speech quality (PESQ [2]. ERLE is defined as:

$$ERLE = 10 \log_{10} \frac{E[y^2(n)]}{E[\hat{y}^2(n)]} \quad (1)$$

where $y(n)$ is the microphone signal, and $\hat{y}(n)$ is the enhanced speech. ERLE is only appropriate when measured in a quiet room with no background noise and only for single talk scenarios (not double talk). PESQ has also been shown to not have a high correlation to subjective speech quality in the presence of background noise [5].

There are many standards for AEC performance. IEEE 1329 [6] defines metrics like terminal coupling loss for single

talk (TCLwst) and double talk (TCLwdt), which are measured in anechoic chambers. TIA 920 [7] uses many of these metrics but defines the criteria. ITU-T Rec. G.122 [8] defines AEC stability metrics, and ITU-T Rec. G.131 [9] provides a useful relationship of acceptable Talker Echo Loudness Rating versus one way delay time. ITU-T Rec. G.168 [1] provides a comprehensive set of AEC metrics and criteria. However, it is not clear how to combine these dozens of metrics to a single metric, or how well these metrics correlate to subjective quality. To address this issue, ITU-T Rec. P.831 [3] provides a subjective test for network echo cancellers. ITU-T Rec. P.832 [10] focuses on the hands-free terminals and cover a broader range of degradation.

Our goal is to develop a minimal set of end-to-end subjective tests to characterize an AEC for developing deep AEC's and conducting an AEC challenge. The tests need to be able to stack rank the performance of AEC's accurately and reliably, and be cost effective.

In Section 2 we describe the implementation of our subjective methods for evaluating echo impairment adapted from the ITU-T Recommendations P.831, P.832 and P.808. In Section 3 we show ERLE and PESQ don't correlate well to subjective scores. In Section 4 we show our implementation is highly reproducible. In Section 5 we show how our subjective metrics were used in a challenge to determine the best performing models.

2. IMPLEMENTATION

We have extended the open source P.808 Toolkit [11] with methods for evaluating the echo impairments in subjective tests. We followed the *Third-party Listening Test B* from ITU-T Rec. P.831 [3], and ITU-T Rec. P.832 [10] and adapted them to our use case as well as for the crowdsourcing approach based on the ITU-T Rec. P.808 [12] guidance. Our implementation is available here¹.

A third-party listening test differs from the typical listening-only tests (according to the ITU-T Rec. P.800) in the way that listeners hear the recordings from the *center* of the connection rather in former one in which the listener is positioned at one end of the connection [3]. Thus, the speech material

¹<https://github.com/microsoft/P.808> Accessed Oct. 2020

should be recorded by having this concept in mind. During the test session, we used different combinations of single- and multi-scale ACR ratings depending on the speech sample under evaluation. We distinguished between single talk and double talk scenarios. For the near end single talk, we asked for the overall quality, and for far end single talk we used an echo annoyance scale. In the double talk scenario, we asked for an echo annoyance and impairments of other degradations in two separate questions². Both impairments were rated on the degradation category scale (from 1: *Very annoying*, to 5: *Imperceptible*). The impairments scales lead to a Degradation Mean Opinion Scores (DMOS). We asked participants to rate the other degradations as the AEC, like any other speech enhancement technique, can also add new speech transmission impairments [3].

2.1. Speech material

The setup illustrated in Figure 1 should be used to process all speech samples with all of the AECs under the study. To simplify the rating process for crowdworkers, we distinguished between near end and far end single talk as well as the double talk scenarios and tried to simulate them for the test participants³. In the case of near end single talk we recorded the AEC output (S_{out}). For far end single talk, we added the output of the AEC (S_{out}) with a delay of 600ms to the loopback (R_{in}) signal, yielding $R_{in} + \text{delayed } S_{out}$. For the listener, this simulates hearing the echo of their own speech (i.e., R_{in} as an acoustic sidetone). For double talk the process is similar, but due to there being more speakers, simply adding the delayed AEC output (S_{out}) would cause confusion for the test participants. To mitigate this issue, the signals are played in stereo instead, with the loopback signal (R_{in}) played in one ear (i.e., acoustic sidetone) and the delayed output of the AEC (S_{out}) played in the other. Figure 2 was used to illustrate the double talk scenario to crowdworkers.

2.2. Crowdsourcing test

Our extension followed the main structure of the P.808 Toolkit. The toolkit is highly automated to avoid operational errors. It contains scripts for creating the crowdsourcing test (generate the HTML file, trapping-stimuli set, input URLs, etc.) given the specific scenario and also a script for processing the submitted answers (i.e., data screening and aggregating the reliable ratings). The speech material should be prepared separately following the above-mentioned guidance.

The crowdsourcing test includes several sections from the participants perspective. In the *Qualification* section includes a hearing ability of test participants using a digit-triplet test.

²Question 1: How would you judge the degradation from the echo of Person 1's voice? Question 2: How would you judge degradations (missing audio, distortions, cut-outs) of Person 2's voice?

³As part of the dataset was collected through crowdsourcing using an artificial head measurement system for recording was not possible.

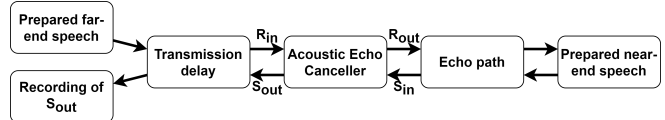


Fig. 1: Echo canceller test set-up for Third Party Listening Test B according to the ITU-T Rec.P.831 (after [3]). S is send and R is receive.

In the *Setup* section, usage of both ear-pods and suitability of the participant's environment are evaluated using the modified just-noticeable difference in quality test method [13]. In the *Training* section, the test participant is introduced to and use the single- or multi-scale rating procedure for rating a pre-defined set of speech samples. The samples in the training set should be carefully selected and cover the entire range of the scales. A simplified instruction about the third-party listening test is also provided in this section. The last section is the *Ratings* section in which participants listen to a set of stimuli and rate them on the given scales. As the crowdsourcing task should be kept short, it is recommended to only use about ten speech samples in the rating section. Participants can perform multiple tasks. In that case, the *Qualification* section only appears in the first task. The setup and training sections appear periodically (the default setting is every 30 and 60 minutes, respectively) when the worker passed them successfully.

In case multiple scales are used, participants should listen to the speech sample again, attending only to the specified aspect of that scale before voting. The presentation order of scales is also randomized in each task to avoid any order effect.

In every crowdsourcing task, it is recommended to include gold standard and trapping questions [14, 15]. The trapping stimuli is an obvious quality control mechanism [15] which asks the participant to select a specific response to show their attention. The trapping question asks the participant to either select a specific score or a category's label. In the case of multi-scale rating, we kept the structure of the P.808 Toolkit the same. Further details about the P.808 Toolkit can be found in [11] and details on validation of the ITU-T Rec. P.808 in [16].

3. COMPARISON TO OBJECTIVE METRICS

Next, we measure the correlation between the subjective metrics as evaluated with our proposed methodology and commonly used objective metrics from the literature, ERLE and PESQ.

Specifically, we took the 400 far-end single talk outputs from each of the top 16 AEC models the ICASSP 2021 Acoustic Echo Cancellation Challenge [4] (excluding the last-ranking outlying model to reduce the spread – see Table 3), and from 3 internal models. In total this was 7,600 enhanced speech signals. We obtained their subjective DMOS ratings

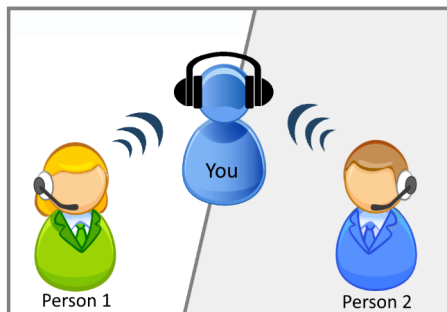


Fig. 2: Double talk scenario in the Third Party Listening Test. The test participant (marked by "You") positioned in the center of the communication.

using our tool and then calculated their corresponding objective metrics. Table 1 gives the correlations between those measures across the 7,600 far-end single talk datapoints.

	PCC	SRCC
ERLE	0.494	0.510
PESQ	0.637	0.533

Table 1: PCC and SRCC between subjective DMOS collected by our toolkit and objective measures for far end single talk.

The correlations between the subjective and objective metrics are too weak to stack-rank AEC models to determine which are the best performers.

4. REPRODUCIBILITY STUDY

To assess the reproducibility of subjective measurements using our toolkit, we conducted a study on the dataset used in the ICASSP 2021 AEC Challenge [4]. We used 400 far end single talk and 400 double talk clips from the blind test set and ran separate tests with both, five times on five separate days, with far end single talk and double talk falling on different days. For the far end single talk runs, each run had unique raters, but for the double talk runs we allowed raters to participate again, to assess the impact of recurring versus distinct raters. In both cases we saw similar results in terms of reproducibility (see below). For the far end single talk runs, an average of $N = 86.2$ workers participated in each run. For the double talk runs, an average of $N = 124.6$ workers participated per run. We used four test conditions, three internally developed AEC models, and an unprocessed reference condition. We targeted 10 votes per condition and received an average of 8.3, resulting in 95% confidence intervals of ~ 0.02 . The results are shown in Figures 3, 4 and 5. Both the SRCC and the PCC were 1.00 for all test runs, showing excellent reproducibility (Table 2).

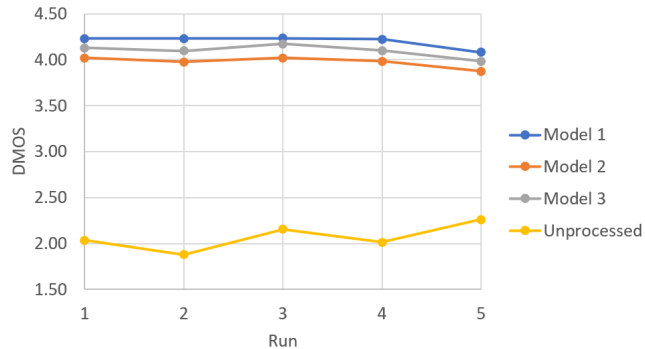


Fig. 3: Far end single talk echo DMOS of five consecutive test runs.

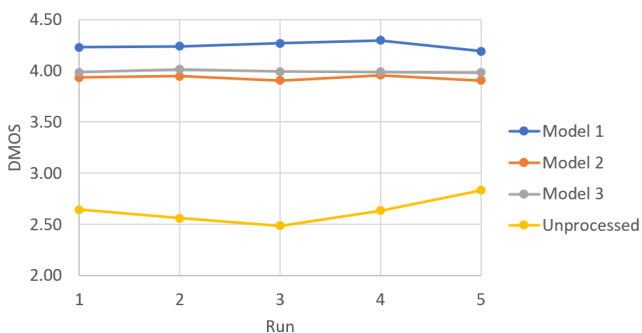


Fig. 4: Double talk echo DMOS of five consecutive test runs.

5. AEC CHALLENGE STUDY

The 2021 ICASSP AEC Challenge [4] included 17 participants who processed 1000 scenarios on a blind test set. We also included a baseline model in the evaluation, for a total of 18 models. The results are shown in Table 3. The columns are:

- ST NE MOS: P.808 overall quality MOS of near end single talk scenario
- ST FE Echo DMOS: Echo annoyance DMOS for far end single talk
- DT Echo DMOS: Echo annoyance DMOS for double talk scenario
- DT Other DMOS: Other impairments DMOS of double talk scenario
- Overall: Mean of MOS and DMOS metrics

The evaluation was broken into 3 subjective tests using our Toolkit, one P.808 ACR test with a near end single talk scenario, one single-scale echo annoyance test for the far end single talk, and one multi-scale echo annoyance test for the double talk scenarios. We targeted 10 votes per clip and received an average of 8.5. For each of the tests we got $N=137$, $N=238$, $N=236$ raters. For the final result (Overall) the 95%

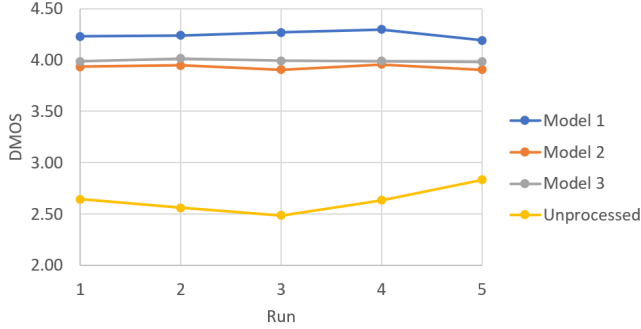


Fig. 5: Double talk other degradation DMOS of five consecutive test runs.

Scenario	PCC	SRCC
FE ST Echo	1.00	1.00
DT Echo	1.00	1.00
DT Other	1.00	1.00

Table 2: PCC and SRCC for FE ST echo, DT Echo and other degradation scenarios between five runs.

confidence interval is 0.02. The single talk ACR test was completed in less than 1 day, while the double talk scenario took 3 days. The crowdworkers were compensated by \$0.5 for the single talk test (with 10 clips), and \$0.9 for the double talk test (with 12 clips).

6. DISCUSSION AND CONCLUSION

We have provided a cost effective and reproducible set of subjective tests to measure end-to-end performance of AECs, which enables not just AEC challenges but also the development of deep AECs that optimize these metrics. Future research includes investigating adding additional questions to measure loudness variation and an overall quality of experience that better aggregates the four metrics we currently metric.

7. REFERENCES

- [1] ITU-T Recommendation P.168, *Digital network echo cancellers*, International Telecommunication Union, Geneva, 2012.
- [2] ITU-T Recommendation P.862, *Perceptual evaluation of speech quality (PESQ): An objective method for end-to-end speech quality assessment of narrow-band telephone networks and speech codecs*, International Telecommunication Union, Geneva, 2001.
- [3] ITU-T Recommendation P.831, *Subjective performance evaluation of network echo cancellers*, International Telecommunication Union, Geneva, 1998.
- [4] Kusha Sridhar, Ross Cutler, Ando Saabas, Tanel Parnamaa, Hannes Gamper, Sebastian Braun, Robert Aichner, and Sriram Srinivasan, “ICASSP 2021 acoustic echo cancellation challenge: Datasets and testing framework,” *arXiv preprint arXiv:2009.04972*, 2020.
- [5] A. R. Avila, H. Gamper, C. Reddy, R. Cutler, I. Tashev, and J. Gehrke, “Non-intrusive speech quality assessment using neural networks,” in *ICASSP 2019 - 2019 IEEE International Conference on Acoustics, Speech and Signal Processing (ICASSP)*, 2019, pp. 631–635.
- [6] “IEEE 1329-2010 Standard method for measuring transmission performance of handsfree telephone sets,” 2010.
- [7] “TIA-920: Transmission requirements for wideband digital wireline telephones,” Dec 2002.
- [8] ITU-T Recommendation G.122, *Influence of National Systems on Stability and Talker Echo in International Connections*, International Telecommunication Union, Geneva, 2012.
- [9] ITU-T Recommendation G.131, *Talker echo and its control*, International Telecommunication Union, Geneva, 2003.
- [10] ITU-T Recommendation P.832, *Subjective performance evaluation of hands-free terminals*, International Telecommunication Union, Geneva, 2000.
- [11] Babak Naderi and Ross Cutler, “An open source implementation of itu-t recommendation p.808 with validation,” in *INTERSPEECH*. 2020, ISCA.

Team #	ST NE MOS	ST FE Echo DMOS	DT Echo DMOS	DT Other MOS	Overall
21	3.85	4.19	4.34	4.07	4.11
8	3.84	4.19	4.26	3.71	4.00
9	3.76	4.20	4.30	3.74	4.00
13	3.78	4.19	4.26	3.72	3.99
24	3.83	4.14	4.17	3.77	3.98
23	3.54	4.17	4.30	3.80	3.95
10	3.75	3.95	3.99	3.53	3.80
11	3.65	4.18	4.19	3.02	3.76
19	3.59	4.12	4.08	3.24	3.76
7	3.73	4.06	4.18	2.97	3.73
16	3.74	3.60	4.01	3.54	3.72
Baseline	3.79	3.84	3.84	3.28	3.68
20	3.51	3.79	3.94	3.06	3.57
18	3.50	3.43	3.46	3.50	3.48
15	3.52	3.34	3.62	3.35	3.46
22	3.49	2.91	4.11	3.22	3.43
12	3.47	3.52	3.90	2.82	3.43
17	1.90	2.64	3.46	1.84	2.46

Table 3: AEC Challenge results.

- [12] ITU-T Recommendation P.808, *Subjective evaluation of speech quality with a crowdsourcing approach*, International Telecommunication Union, Geneva, 2018.
- [13] Babak Naderi and Sebastian Möller, “Application of Just-Noticeable Difference in Quality as Environment Suitability Test for Crowdsourcing Speech Quality Assessment Task,” in *2020 Twelfth International Conference on Quality of Multimedia Experience (QoMEX)*, 2020, pp. 1–6.
- [14] Babak Naderi, *Motivation of workers on microtask crowdsourcing platforms*, Springer, 2018.
- [15] Babak Naderi, Ina Wechsung, and Sebastian Möller, “Effect of being observed on the reliability of responses in crowdsourcing micro-task platforms,” in *2015 Seventh International Workshop on Quality of Multimedia Experience (QoMEX)*. IEEE, 2015, pp. 1–2.
- [16] Babak Naderi, Rafael Zequeira Jiménez, Matthias Hirth, Sebastian Möller, Florian Metzger, and Tobias Hoßfeld, “Towards speech quality assessment using a crowdsourcing approach: Evaluation of standardized methods,” *Quality and User Experience*, vol. 5, no. 1, pp. 1–21, 2020.