

An Evaluation Protocol for Generative Conversational Systems

Seolhwa Lee*

Korea University
Seoul, South Korea

whiteldark@korea.ac.kr

Heuiseok Lim

Korea University
Seoul, South Korea

limhseok@korea.ac.kr

João Sedoc *

New York University
New York, USA

jsedoc@stern.nyu.edu

Abstract

There are a multitude of novel generative models for open domain conversational systems; however, there is no systematic evaluation of different systems. Systematic comparisons require consistency in experimental design, evaluation sets, conversational systems and their outputs, and statistical analysis. In this paper layout a protocol for the evaluation of conversational models using head-to-head pairwise comparison. We analyze ten recent models which claim state-of-the-art performance using a paired head-to-head performance (win-loss-tie) on five evaluation datasets. Our findings show that DialoGPT and Blender are superior systems using Bradley-Terry model and TrueSkill ranking methods. These findings demonstrate the feasibility of our protocol to evaluate conversational agents and evaluation sets. Finally, we make all code and evaluations publicly available for researchers to compare their model to other state-of-the-art dialog models.

1 Introduction

There has been a flurry of recent work in open domain conversational systems which can ideally converse about any topic (Csaky, 2019; Gao et al., 2019). Recent generative conversational systems use end-to-end trained neural network encoder-decoder models (Vinyals and Le, 2015). Evaluating the improvement between models is difficult as different system are rarely compared to other state-of-the-art models using the same evaluation datasets with the same evaluation setup. Arguably, the lack of standardized comparisons of systems impedes progress in the field.

The evaluation of generative conversational systems is challenging due to a lack of automatic metrics (Li et al., 2017a; Lowe et al., 2017). For this

reason, human evaluation is standard practice. Although there is a tremendous amount of research in generative conversational systems recently, there are no standard experimental design or evaluation methods. This is a crucial issue. A systematic evaluation requires the exact same 1) experimental design, 2) evaluation datasets 3) models and their response utterances, and 4) statistical analyses. To solve this issue, we present an evaluation protocol *with code* and template evaluation.

We call for an evaluation protocol and provide a partial solution. In order to forward this, we present a full work through of our proposal by examining an experimental design on various models and evaluation sets, and then we present a thorough analysis of results. Specifically, we use a next utterance generation task through the ChatEval¹ A/B paired comparison approach (Sedoc et al., 2019). ChatEval has a standard experimental design and evaluation datasets.

One limitation with this experimental design is the lack of interactive evaluation. There is a trade-off between truly interactive evaluation (or deployment A/B testing) and statistical significance. As seen in Venkatesh et al. (2018), thousands of interactive conversations are required for statistical significance. While head-to-head next utterance generation comparison is further from the end-task of conversation, it has more statistical power due to the fact that it supports paired tests. Novikova et al. (2018) found that relative rankings yield more discriminative results than absolute assessments when evaluating natural language generation.

In this setting, dialog systems can be viewed as addressing a natural language generation task and *not* as being an interactive agent that carries the conversation further. Arguably, due to their lack of planning and reasoning abilities, many cur-

Work performed while at Johns Hopkins University.

¹<http://chateval.org>

rent dialog systems are actually sentence level language models. Although next utterance generation is a more artificial task, Logacheva et al. (2018) observed a Pearson correlation of 0.6 between conversation-level and utterance-level ratings.

In order to analyze our evaluation protocol, we perform a large-scale human evaluation of **ten** baseline and state-of-the-art systems. We find that while this is a $O(kn^2)$ problem (k evaluation sets and n systems), it is not prohibitively expensive.² For our evaluation protocol: 1) We evaluate ten state-of-the-art models under the same evaluation conditions, 2) we use publicly available evaluation datasets with both single-turn and multi-turn conversational prompts and 3) we carefully analyze human annotations and multiple single-turn and multi-turn evaluation sets.

2 Evaluation Methodology

We utilize the ChatEval A/B paired testing framework to evaluate all the systems in our study. Subsequently, we analyze the results using win scores and system ranking analyses.

2.1 ChatEval A/B Paired Test

ChatEval (Sedoc et al., 2019) is an online platform that compares responses of two different systems under the same dialog context. ChatEval interfaces with Amazon Mechanical Turk³ to assess models (See the Appendix A for further details). Annotators are presented the next utterance in a conversation given the context of some number of previous turns. Then, the annotator (i.e., crowd worker) decides which answer (i.e., two possible responses A/B.) is the best or if there is a tie between both systems. The platform randomly distributes the tasks among different annotators allowing an unbiased pairwise evaluation. Table 1 illustrates the different models, responses as A and B, given the prompt.

Prompt: <i>Is the sky blue or black?</i>
A: <i>It's a black sky.</i>
B: <i>The sky is blue because of an optical effect known as Rayleigh scattering.</i>

Table 1: The example of Chateval A/B paired test.

²The total cost of all crowdsourcing experiments was approximately \$1,300.

³<https://www.mturk.com/>

2.2 Ranking

We follow the Workshop on Machine Translation (WMT) ranking score method (Bojar, 2018, Thesis chapter 7.1):

$$\begin{aligned}
 Major_{score(win)} &= \frac{win}{win + loss}, \\
 Major_{score(loss)} &= \frac{loss}{win + loss}, \\
 Distinct_{score(win)} &= \frac{win}{win + loss + tie}, \\
 Distinct_{score(loss)} &= \frac{loss}{win + loss + tie}.
 \end{aligned}$$

The major score (i.e., $Major_{score}$) is for the building pairwise ranking, which accepts only both the *win* and *loss* count ignoring *tie*. On the other hand, the distinct score (i.e., $Distinct_{score}$) includes *tie* to assess how frequently the systems were judged to be better than or equal to the others. This penalization allows one to differentiate systems more carefully. We also consider the total system win count (i.e., frequency) as rank method, for example if Blender “wins” over DialoGPT and ConvAI2, then its system win count is two.

Furthermore, we analyze our system comparisons using two standard statistical ranking methods: TrueSkill (Herbrich et al., 2007) and Bradley-Terry (BT) model (Bradley and Terry, 1952). TrueSkill is a non-parametric online algorithm to evaluate a relative skills of players through the competitions such as Microsoft’s Xbox Live. For TrueSkill, we follow the WMT-TrueSkill (Sakaguchi et al., 2014) approach, which is used for ranking MT systems in WMT by measuring the ‘relative ability’ from the space of system pair matchings. The Bradley-Terry model is a parametric probability model that can predict the outcome of a paired comparison. We carry out experiments with these different methods.

3 Evaluation Datasets

We evaluate generative conversational systems using four datasets as single-turn (i.e., NCME, DBDC, Twitter, Cornell Movie DC) and one dataset (ESL) for the multi-turn evaluation. This allows us to compare between single-turn and multi-turn capability of each model. For the evaluation on the multi-turn datasets we only use models that can capture conversational history (DialoGPT, Blender, CakeChat (HRED implementation), ConvAI2 (seq2seq), ConvAI2 (KV-MemNN), ParlAI

(controllable)). These evaluation datasets are publicly available on the ChatEval web portal. Aside from Cornell Movie DC evaluation dataset which has 1000 prompts, all other evaluation datasets have 200 prompts.

i. Neural Conversational Model Evaluation set (NCME) Vinyals and Le (2015) conducted human evaluation using a hand-crafted set of 200 single turn prompts. A large portion of these prompts are questions. The NCME dataset includes both specific domains, noisy and general domain prompts, such as questions about *morality* and *general knowledge in math*.

ii. Dialog Breakdown Detection Challenge Evaluation set (DBDC) The DBDC dataset consists of a series of text-based conversations between a human and a chatbot where the human was aware they were chatting with a computer (Higashinaka et al., 2016). The evaluation set is a selection of 200 single turns from the DBDC 3 dataset (Higashinaka et al., 2017).

iii. Twitter A set of 200 prompts from conversational threads were randomly drawn from the ParlAI (Miller et al., 2017) Twitter derived test set.

iv. Cornell Movie Dialogue Corpus The Cornell Movie Dialogue Corpus (DC) (Danesco-Niculescu-Mizil and Lee, 2011) contains accurate speaker annotations for each participant’s utterances in each conversation. We use 1000 prompts selected by (Baheti et al., 2018), which extracts two turn conversation as source target pair from original data.

v. English as a Second Language (multi-turn) we use the scraped 1000 10-turn conversations between human-human for English as a Second Language learners (ESL) as a multi-turn evaluation.⁴ We selected 200 3-turns snippets from conversations. To the best of our knowledge, our work is the first to use this dataset; however, it is publicly available on ChatEval.

4 Systems

We chose systems based on accessibility and reproducibility. We evaluate two state-of-the-art models, Blender and DialoGPT. Both are publicly available, unlike other chatbot models such as Meena (Adiwardana et al., 2020) and GPT-3 (Brown et al.,

2020). In addition, we evaluate several other systems: Controllable dialogue, ConvAI2 (seq2seq, KV-MemNN), Transformer, OpenNMT(Twitter, OS), Cakechat and DC-NeuralConversation. Next, we summarize these systems (see Appendix B for further details):

Human baselines We use human baselines: NCME human 1, NCME human 2, DBDC human, Twitter baseline and Cornell movie DC baseline.¹ NCME and DBDC have two human baselines which are created post-prompt selection. Whereas Twitter, DBDC, and ESL baselines are from the next turn in the conversation. **ParlAI (Blender)** (Roller et al., 2020) is recently presented as open-domain generative conversational model from the ParlAI platform⁵. Blender uses a ensemble of various models to create a conversational system. This leads to high quality response generation. Blender achieves the state-of-the-art on existing approaches in multi-turn dialogue yielding humanness and engagingness measurements. Notably, to our knowledge Blender was not compared to DialoGPT until this work.

DialoGPT (Zhang et al., 2019) is another state-of-the-art model which uses a GPT framework trained on Reddit data. Its responses have higher performance to the context-consistent response on single-turn dialogue.

ParlAI (Controllable dialogue) This model is oriented towards controllable generation and has repetition-controlled, inquisitive and interesting responses which obtained the highest human Likert scores in a published study (See et al., 2019).

ConvAI2 (seq2seq) We select this model as a basic baseline of the deep learning approach. ConvAI2 model⁶ from ParlAI is based on the seq2seq model to the ConvAI2 competition⁷.

ConvAI2 (KV-MemNN) ConvAI2 (KV-MemNN) is Key-Value Profile Memory Network (Dinan et al., 2019; Zhang et al., 2018) from ParlAI⁸ and this model was a baseline for the ConvAI2 competition. We only used this model for multi-turn evaluation.

Transformer (Vaswani et al., 2017) is most commonly used architectures in generative conversa-

⁵<https://parl.ai/>

⁶<https://github.com/facebookresearch/ParlAI/tree/master/projects/convai2>

⁷<http://convai.io/>

⁸<https://github.com/facebookresearch/ParlAI/blob/master/projects/convai2/baselines/kvmemnn/interactive.py>

⁴<http://ESLfast.com>

tional models these days. We employ conversation data trained Transformer (Csáky et al., 2019) as a basic baseline for reflecting generative conversational model.

OpenNMT (Twitter) is OpenNMT (Klein et al., 2017) trained model with seq2seq with Attention trained on Twitter dataset from ParlAI.

OpenNMT (OS) is OpenNMT trained model with seq2seq with Attention trained on OpenSubtitle (OS) questions only.

CakeChat is a emotional generative dialogue system using Hierarchical Recurrent Encoder-Decoder (HRED) by Replika.ai ⁹.

DC-NeuralConversation (Baheti et al., 2018) is OpenNMT based neural conversation model which implements topic and semantic distributional constraints to improve quality of generated responses.

5 Results and Analysis

We first begin by analyzing crowd worker’s annotations and evaluation sets then we evaluate systems. The purpose of this is to systematically detail the issues in this evaluation methodology. Finally, we show the coarse-grained approach to measure chatbot quality using paired test results in Section 5.3.

5.1 Crowd Worker Analysis

We had three (occasionally more) Amazon Mechanical Turk (AMT) workers to judge each A/B paired test. In general, for every 200 prompts¹⁰ and responses there are 600 ratings when 3 voters are employed. The annotation instruction in ChatEval are not specific which Sedoc et al. (2019) note leads to low inter-annotator agreement (IAA). Throughout our experiments we find Fleiss’ Kappa (Fleiss, 1971) to be between 0.1 and 0.5 which is seemingly unacceptably low; however, we are able to rank systems with statistical significance. *Why?* As Amidei et al. (2018, 2019) note IAA is not necessary for significance testing. Next, we explored multiple agreement analyses to further understand annotator judgements.

Weak Agreement We studied the workers voting results for the our experiments using weak agreement, proposed by DeVault et al. (2011). This metric for measuring human judge agreement in about 50% of the cases on the same response for a given prompt. This statistic regards a model response

as appropriate when at least one worker prefers the response to the other alternative model’s response. We scored this weak agreement as all_{agree} , A/B_{dis} , one_{dis} and all_{dis} per prompts. Each of these statistics are compared to the agreement of all of workers, in the case of A/B_{dis} ties are excluded (so at least one annotator must prefer the response of model A and another annotator prefer model B). one_{dis} is similar to A/B_{dis} but includes ties. all_{dis} indicates there is at least one vote for A, another for B as well as a tie. We tabulated these statistics for every model comparison by evaluation dataset in Tables 4, 5, 6 and 7 (see those Tables in the Appendix H).

In Table 4, we analyzed the correlation between $major_{score}$ and agreement statistics to observe the relation. We find $major_{score(win)}$ correlated positively with all_{agree} and negatively with all of the disagreement scores (i.e., A/B_{dis} , one_{dis} , all_{dis}). As expected, all of the disagreement scores correlated weakly with each other, but these correlations are occasionally not statistically significant (see Figure 16 in the Appendix F).

Bad Annotators Next, we qualitatively reviewed crowd workers. Specifically, we focus on a peculiar result of the comparison between Blender and ConvAI2¹¹ in the NCME (see NCME heatmap in Figure 2). We find 54 examples where annotators chose the response that was clearly worse.¹² Hence, even though ConvAI2 is preferred over Blender by 2 % (see Table 4 in Appendix H) this result does not hold. Seven annotators accounted for the 54 examples. We found that the average Cohen’s Kappa as well as correlation to other annotators are negative. Given that there are roughly one thousand annotator in our study, this may be due to chance; however, it does seem to indicate random guessing.

Annotator Correlation Amidei et al. (2019) argue for a correlation analysis. We studied the overall correlation between the judgement of an annotator on a prompts to all other annotators. Figure 1 shows that similar to our qualitative study there are a significant portion of negatively correlated annotators.

5.2 Evaluation Dataset Analysis

One other dimension of interest is prompt validity. Concretely, we wanted to understand if a prompt

⁹<https://replika.ai/>

¹⁰Recall that Cornell Movie DC is the exception having 1000 prompts.

¹¹Recall that ConvAI2 is same ParlAI (ConvAI2).

¹²The authors verified this manually.

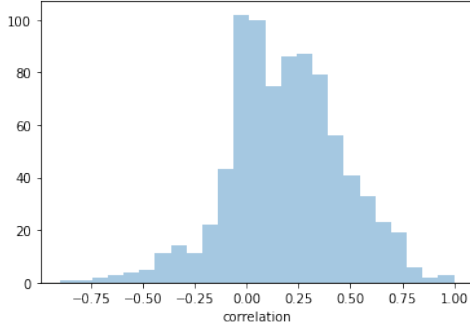


Figure 1: A histogram of the Spearman correlation between one annotator’s ratings and the others.

is useful in assessing the relative quality of chatbot responses. This is quantified using item-total correlations (Henrysson, 1963). As seen in Figure 11, we found many prompts which are randomly selected from Twitter and Cornell Movie D.C. have low question validity. The DBDC evaluation set has more low validity prompts compared to both NCME and ESL.

5.3 Ranking Results

Figure 2 shows the evaluation results of model comparisons on the evaluation datasets. We focused on the NCME and ESL evaluations because of the higher question validity; however, all results are available in the Appendix. Furthermore, we explored the winning quality with *tie* in Figure 3. We analyzed those results by *frequency*, *distinctness* and *majority*. For the ranking results, we addressed this using *win frequency*, TrueSkill, and the BT model.

Frequency Blender and DialoGPT had the highest frequency of winning (win count) over all evaluation datasets. NCME in Figure 2 shows the ranking is Blender > NCME human 1 > NCME human 2 > DialoGPT > OpenNMT (OS) > Transformer > CakeChat > ParIAI (controllable) > ConvAI2 (seq2seq)¹³ > OpenNMT(Twitter). Blender was preferred over every models except ConvAI2 in evaluation datasets.¹⁴ Nonetheless, DialoGPT ranked highest on multiple single-turn datasets except NCME as seen in Figure 2. Generally, both Blender and DialoGPT performed statistically significantly better than the other systems.

¹³Note that ConvAI2 (seq2seq) is same ParIAI (ConvAI2).

¹⁴In Section 5.4 we performed a qualitative investigation of Blender vs ConvAI2.

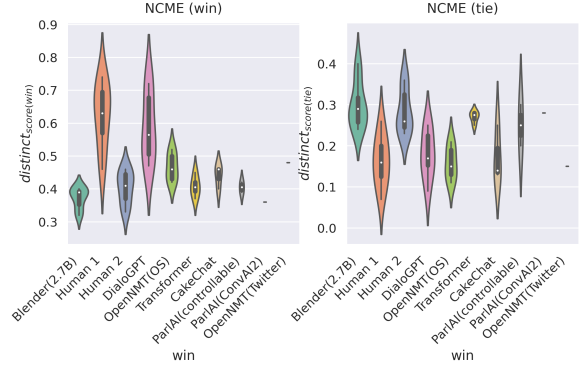


Figure 3: The A/B model comparison results on NCME. Note that the x-axis indicates wins and y-axis indicates $distinct_{score(win)}$ (left) and $distinct_{score(tie)}$ (right).

Distinctness In Figure 3¹⁵, Blender had $distinct_{score(win)} < 0.5$, but DialoGPT remarkably showed higher $distinct_{score(win)} > 0.8$ with NCME Human 1 in NCME (win), although Blender is preferred to DialoGPT. In other words, Blender has a small scale of variance, on the other hand, DialoGPT has a large scale of variance. We find this results are similar on other single-turn evaluation datasets (see Appendix C). Blender has a higher $distinct_{score(tie)}$ than DialoGPT, which can be interpreted as more distinctness rather than Blender. The wider sections of the plot represent a higher probability that members of the population will take on the given value. In contrast, the skinnier sections represent a lower probability. Controllable and CakeChat have a lower probabilities on tie, which means $distinct_{score(tie)}$ ranges have diversity. But Transformer has nearly static $distinct_{score(tie)}$ in every comparisons on NCME.

Majority NCME showed both human 1 and DialoGPT are highest $major_{score} \geq 0.8$ in Figure 2. Specifically, DialoGPT shows strong results in seq2seq models (i.e., ConvAI2, Controllable). On the other datasets in Figure 2, we found DialoGPT has still better $major_{score}$ than the other models.

TrueSkill & Bradley-Terry We further compared the rank from TrueSkill and Bradley-Terry methods. Figure 4 shows the same ranking result from 1 to 3 rank and almost similar ranks in each other. Specifically, Blender ranked 4 in TrueSkill but 5 in the BT model. However, we found that the ranks are different between Figure 2’s NCME

¹⁵ConvAI2 and OpenNMT(Twitter) each only win once and thus there is only one observation.

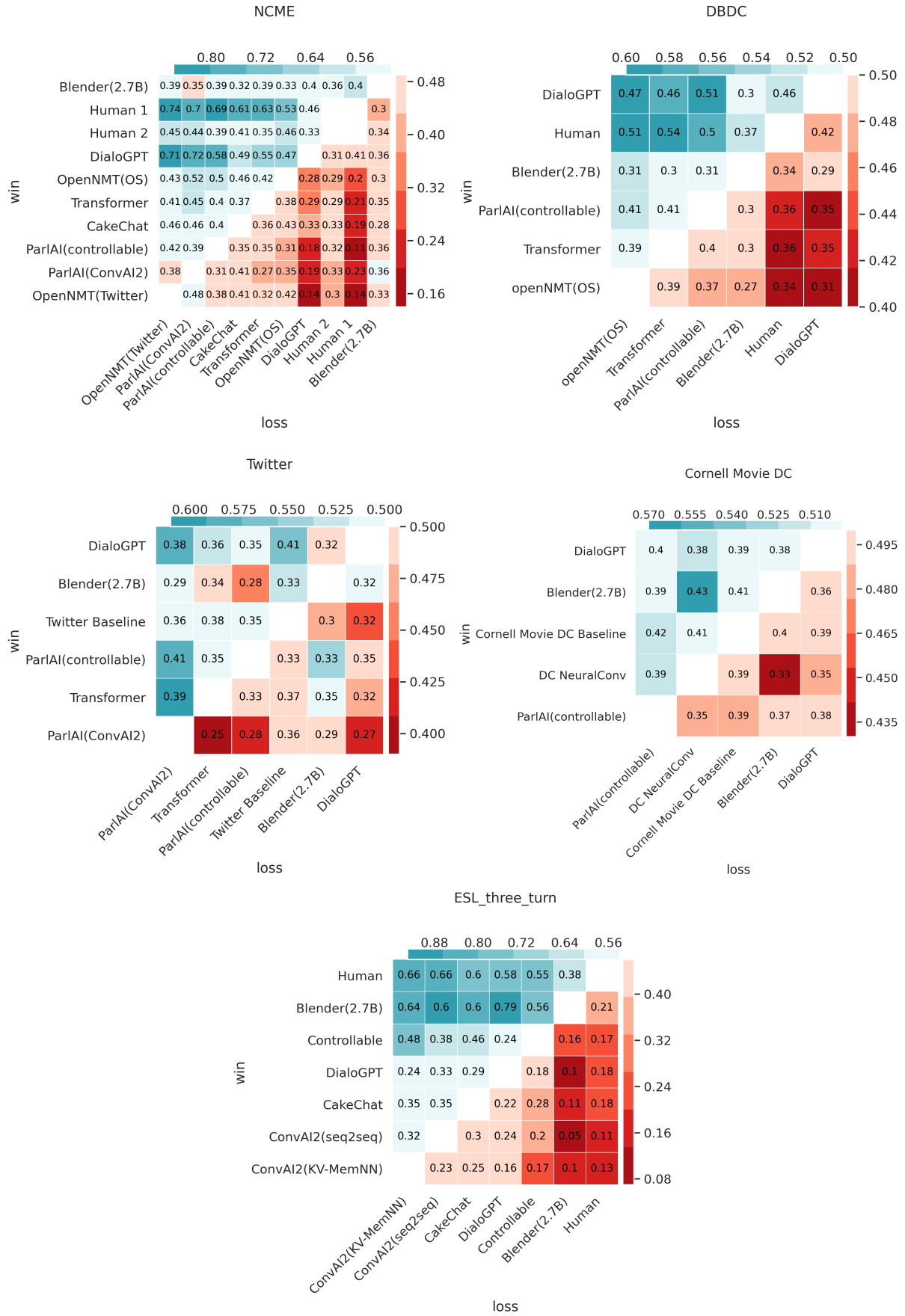


Figure 2: Heatmap for the ratio of A/B model comparison using generative conversational model with single-turn evaluation sets: NCME, DBDC, Twitter, Cornell Movie DC and multi-turn evaluation set: ESL three turns. The gradation of color (blue: wins, red: losses) indicates major score. The cell values are the distinct score. The y-axis indicates wins and x-axis indicates losses. The models are ordered by win count.

and Figure 4, but still DialoGPT and Blender are higher rank, although Transformer ranked higher than Blender in BT. This result is similar on other evaluation datasets (see Appendix E). We find the BT model predicts lower standard error than TrueSkill. This is likely due to the parametric nature of the BT model.

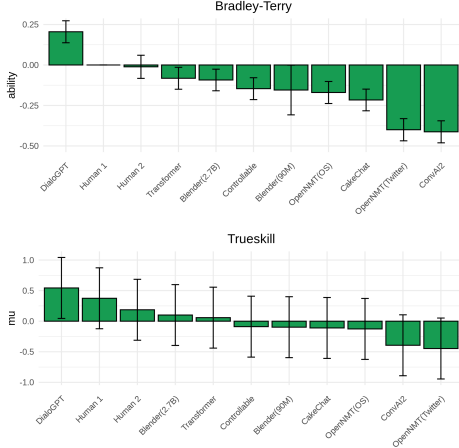


Figure 4: TrueSkill and Bradley-Terry result on NCME. The y-axis indicates ability score (upper) or mu score (bottom) and displays a confidence of the guessed score. The mu score also indicates an average skill of player. The x-axis ordered via score in a descending manner.

5.4 Error Analysis

Lexical Diversity & Length We use the distinct-1 and distinct-2 metrics (Li et al., 2016a) for measuring the lexical diversity in models responses. The distinct- n is the number of unique n -gram in the model’s responses divided by the total number of generated tokens.

	Distinct-1	Distinct-2	Avg.sent.length
Blender (2.7B)	0.28	0.60	16.3
Blender (90M)	0.11	0.31	21.9
DialoGPT	0.23	0.51	8.1
NCME Human 1	0.31	0.42	2.9
NCME Human 2	0.36	0.68	5.4

Figure 5: The results of distinct-1, distinct-2 and average sentence length of NCME.

We found that response length may correlate with human judgements on NCME but notably ConvAI2(KV-MemNN) model has longer responses but worse overall score. In Figure 2, we discovered the NCME human 1 and DialoGPT have higher *major_score* with short average sentence lengths in Table 5. In contrast, the human 2 and Blender have longer one. But the distinct-1 and distinct-2 between Blender (2.7B) and DialoGPT

are not significant difference.

Model Size We found that indeed model size matters. Blender (90M) loses Blender (2.7B) and also has longer responses (this result can see in Table 4), although Blender (2.7B) responses quality is better than Blender (90M). We assumed the response quality related to distinct- n by observing Blender’s results.

Blender with Persona We investigated the results between Blender with persona-free and Blender with persona for identifying persona affect the result. The persona with chit-chat have been used for resolving the problem of the lack of a consistent personality (Li et al., 2016b), which is trained over many dialogs each with different speakers.

Table 3 describes persona chat example between Blender with persona and persona-free in NCME (see in Appendix G). We find Blender with persona model responses using their persona such as example of prompt 1 and prompt 2. As shown in Table 4, we find that the persona-free model responses are favored by annotators. This is likely due to heavily persona biased responses. Interestingly, we found that A/B_{dis} count higher than most of other comparisons, which may indicate disagreement about the value of the persona versus coherence.

Qualitative analysis Table 2 shows the actual responses given the prompt. The responses across each model are noteworthy and reflect their characteristic. Blender responses are much longer than those of other models and are also more coherent. In contrast, DialoGPT and CakeChat did not respond correctly and used a general/safe “I’m not sure what” pattern, although DialoGPT states the “morality”. ConvAI2 also seems to reflect persona without little conversational coherence.

Prompt : look, i need help, i need to know more about morality.	
NCME human 2	I am not a moral person.
Blender (2.7B)	What kind of help do you need? I might be able to help you. I’m a psychologist.
DialoGPT	I’m not sure what you mean by morality.
ConvAI2	I hard work in a factory every day.
CakeChat	I’m not sure what to do.
Controllable	You must be very intelligent.
Transformer	Well I’m thinking of buying a new bedroom set.

Table 2: The actual responses with different dialog systems in NCME.

5.5 Multi-turn Results and Analysis

We found the rank Human > Blender > Controllable > DialoGPT > CakeChat > ConvAI(seq2seq) > ConvAI2(KV-MemNN) in Figure 2’s ESL. Human and Blender have higher score than others. The interesting result is that DialoGPT showed worse performance in multi-turn evaluation. However, Blender continued to be preferred as seen in TrueSkill & Bradley-Terry (see Appendix E). Blender is superior to DialoGPT in the multi-turn evaluation set and the model more efficiently utilized the conversational history.

Distinctness showed quite different than Figure 3 in Figure 10. Blender’s $distinct_{score(win)}$ was higher than DialoGPT.

Figure F shows $major_{score}$ correlates with all_{agree} and negatively correlated with all of the disagreement scores except only A/B_{dis} (this case is not statistically significant).

6 Related Work

Evaluation of neural dialog generation models is difficult due to their open-ended nature, with many possible answers. Therefore, the standard metrics for machine translation or question-answering tasks are not adequate for evaluating such dialogue and also correlate poorly with human judgements (Novikova et al., 2017; Liu et al., 2016).

Li et al. (2019) propose ACUTE-EVAL, which is the human evaluation technique considering the optimization of the questions for robust measurements over four types of questions: engagingness, interestingness, knowledge and humanness. ACUTE-EVAL has the flow of comparing two full dialogues (i.e., multi-turn dialogues), where a human judge is required to turn their attention to only one speaker within each, and produce a pairwise judgement. Also, ACUTE-EVAL sets up in self-play model chat for the cheaper and faster tests. They provide an explicit benchmark seven ParlAI models of comparison between recent state-of-the-art generative and retrieval models on two tasks, which are Wizard of Wikipedia (Dinan et al., 2018) and PersonaChat (Zhang et al., 2018). However, we conduct the further comparison with both multiple single-turn and multi-turn evaluation through the ten benchmark models unlike ACUTE-EVAL. Furthermore, we show systematically the diverse of aspects in lexical diversity & length, personachat and the bunch of ranking method using the score

and TrueSkill & Bradley-Terry. Specifically, we show the deep analysis for understanding annotation quality through the visualization of the results unlike previous work.

Despite of emerging neural dialog generation models, there are still rarely compared to other state-of-the-art models for shared tasks except only ConvAI (Burtsev et al., 2018) and DSTC-7 (D’Haro et al., 2020) challenges. The recent ConvAI challenge is the NeurIPS 2018 ConvAI2 challenge (Dinan et al., 2019), which is the task for the PersonaChat (Zhang et al., 2018). PersonaChat is a chitchat dialogue task involved between two participants (human-bot or two humans). Each of them given a persona as a short collection of personal traits. On this challenge, first, the competitor’s models were evaluated for automatic metrics, and then conducted human judgement through human-bot chats given the question ”How much did you enjoy talking to this user?” on a Likert scale of 1 to 4.

DSTC-7 challenge has three tracks aimed to explore the problem of accurate end-to-end dialog systems and building robust. The dialog generation task is the generation of informational responses grounded in external knowledge (i.e., sentence generation task) in DSTC-7. This task evaluates the competitor’s model using both the automatic metrics such as BLEU (Papineni et al., 2002) and human evaluation, which evaluates system response in aspect of relevance and interest using crowdsourcing. Human evaluation also were scored on a five Likert scale.

7 Conclusion

We lay out an evaluation protocol for generative conversational models and provide a careful analysis of results. We use multiple models and multiple single-turn and multi-turn evaluation datasets. We also analyze the crowdworkers as well as the evaluation sets. The results show that we can effectively and easily compare systems.

Acknowledgments

This research was supported by the MOTIE (Ministry of Trade, Industry, and Energy) in Korea, under the Fostering Global Talents for Innovative Growth Program (P0008749) supervised by the Korea Institute for Advancement of Technology (KIAT)

References

- Daniel Adiwardana, Minh-Thang Luong, David R So, Jamie Hall, Noah Fiedel, Romal Thoppilan, Zi Yang, Apoorv Kulshreshtha, Gaurav Nemade, Yifeng Lu, et al. 2020. Towards a human-like open-domain chatbot. *arXiv preprint arXiv:2001.09977*.
- Jacopo Amidei, Paul Piwek, and Alistair Willis. 2018. [Rethinking the agreement in human evaluation tasks](#). In *Proceedings of the 27th International Conference on Computational Linguistics*, pages 3318–3329, Santa Fe, New Mexico, USA. Association for Computational Linguistics.
- Jacopo Amidei, Paul Piwek, and Alistair Willis. 2019. Agreement is overrated: A plea for correlation to assess human evaluation reliability.
- Ashutosh Baheti, Alan Ritter, Jiwei Li, and Bill Dolan. 2018. [Generating more interesting responses in neural conversation models with distributional constraints](#). In *Proceedings of the 2018 Conference on Empirical Methods in Natural Language Processing*, pages 3970–3980, Brussels, Belgium. Association for Computational Linguistics.
- Jason Baumgartner, Savvas Zannettou, Brian Keegan, Megan Squire, and Jeremy Blackburn. 2020. The pushshift reddit dataset. In *Proceedings of the International AAAI Conference on Web and Social Media*, volume 14, pages 830–839.
- Taylor Berg-Kirkpatrick, David Burkett, and Dan Klein. 2012. An empirical investigation of statistical significance in nlp. In *Proceedings of the 2012 Joint Conference on Empirical Methods in Natural Language Processing and Computational Natural Language Learning*, pages 995–1005.
- Ondřej Bojar. 2018. English-to-czech mt: Large data and beyond.
- Ralph Allan Bradley and Milton E Terry. 1952. Rank analysis of incomplete block designs: I. the method of paired comparisons. *Biometrika*, 39(3/4):324–345.
- Tom B Brown, Benjamin Mann, Nick Ryder, Melanie Subbiah, Jared Kaplan, Prafulla Dhariwal, Arvind Neelakantan, Pranav Shyam, Girish Sastry, Amanda Askell, et al. 2020. Language models are few-shot learners. *arXiv preprint arXiv:2005.14165*.
- Mikhail Burtsev, Varvara Logacheva, Valentin Malykh, Iulian Vlad Serban, Ryan Lowe, Shrimai Prabhumoye, Alan W Black, Alexander Rudnicky, and Yoshua Bengio. 2018. The first conversational intelligence challenge. In *The NIPS’17 Competition: Building Intelligent Systems*, pages 25–46. Springer.
- Richard Csaky. 2019. Deep learning based chatbot models. *arXiv preprint arXiv:1908.08835*.
- Richárd Csáky, Patrik Purgai, and Gábor Recski. 2019. [Improving neural conversational models with entropy-based data filtering](#). In *Proceedings of the 57th Annual Meeting of the Association for Computational Linguistics*, pages 5650–5669, Florence, Italy. Association for Computational Linguistics.
- Cristian Danescu-Niculescu-Mizil and Lillian Lee. 2011. Chameleons in imagined conversations: A new approach to understanding coordination of linguistic style in dialogs. In *Proceedings of the Workshop on Cognitive Modeling and Computational Linguistics, ACL 2011*.
- David DeVault, Anton Leuski, and Kenji Sagae. 2011. Toward learning and evaluation of dialogue policies with text examples. In *Proceedings of the SIGDIAL 2011 Conference*, pages 39–48. Association for Computational Linguistics.
- Emily Dinan, Varvara Logacheva, Valentin Malykh, Alexander Miller, Kurt Shuster, Jack Urbanek, Douwe Kiela, Arthur Szlam, Iulian Serban, Ryan Lowe, et al. 2019. The second conversational intelligence challenge (convai2). *arXiv preprint arXiv:1902.00098*.
- Emily Dinan, Stephen Roller, Kurt Shuster, Angela Fan, Michael Auli, and Jason Weston. 2018. Wizard of wikipedia: Knowledge-powered conversational agents. *arXiv preprint arXiv:1811.01241*.
- Rotem Dror, Gili Baumer, Segev Shlomov, and Roi Reichart. 2018. The hitchhiker’s guide to testing statistical significance in natural language processing. In *Proceedings of the 56th Annual Meeting of the Association for Computational Linguistics (Volume 1: Long Papers)*, pages 1383–1392.
- Luis Fernando D’Haro, Koichiro Yoshino, Chiori Hori, Tim K Marks, Lazaros Polymenakos, Jonathan K Kummerfeld, Michel Galley, and Xiang Gao. 2020. Overview of the seventh dialog system technology challenge: Dstc7. *Computer Speech & Language*, page 101068.
- Joseph L Fleiss. 1971. Measuring nominal scale agreement among many raters. *Psychological bulletin*, 76(5):378.
- Jianfeng Gao, Michel Galley, and Lihong Li. 2019. *Neural Approaches to Conversational AI: Question Answering, Task-oriented Dialogues and Social Chatbots*. Now Foundations and Trends.
- Sten Henrysson. 1963. Correction of item-total correlations in item analysis. *Psychometrika*, 28(2):211–218.
- Ralf Herbrich, Tom Minka, and Thore Graepel. 2007. Trueskill™: a bayesian skill rating system. In *Advances in neural information processing systems*, pages 569–576.
- Ryuichiro Higashinaka, Kotaro Funakoshi, Michimasa Inaba, Yuiko Tsunomori, Tetsuro Takahashi, and Nobuhiro Kaji. 2017. Overview of dialogue breakdown detection challenge 3. *Proceedings of dialog system technology challenge*, 6.

- Ryuichiro Higashinaka, Kotaro Funakoshi, Yuka Kobayashi, and Michimasa Inaba. 2016. The dialogue breakdown detection challenge: Task description, datasets, and evaluation metrics. In *Proceedings of the Tenth International Conference on Language Resources and Evaluation (LREC'16)*, pages 3146–3150.
- Guillaume Klein, Yoon Kim, Yuntian Deng, Jean Senellart, and Alexander M. Rush. 2017. [OpenNMT: Open-source toolkit for neural machine translation](#). In *Proc. ACL*.
- Jiwei Li, Michel Galley, Chris Brockett, Jianfeng Gao, and Bill Dolan. 2016a. [A diversity-promoting objective function for neural conversation models](#). In *Proceedings of the 2016 Conference of the North American Chapter of the Association for Computational Linguistics: Human Language Technologies*, pages 110–119, San Diego, California. Association for Computational Linguistics.
- Jiwei Li, Michel Galley, Chris Brockett, Georgios Spithourakis, Jianfeng Gao, and Bill Dolan. 2016b. [A persona-based neural conversation model](#). In *Proceedings of the 54th Annual Meeting of the Association for Computational Linguistics (Volume 1: Long Papers)*, pages 994–1003, Berlin, Germany. Association for Computational Linguistics.
- Jiwei Li, Will Monroe, Tianlin Shi, Sébastien Jean, Alan Ritter, and Dan Jurafsky. 2017a. [Adversarial learning for neural dialogue generation](#). In *Proceedings of the 2017 Conference on Empirical Methods in Natural Language Processing*, pages 2157–2169, Copenhagen, Denmark. Association for Computational Linguistics.
- Margaret Li, Jason Weston, and Stephen Roller. 2019. Acute-eval: Improved dialogue evaluation with optimized questions and multi-turn comparisons. *arXiv preprint arXiv:1909.03087*.
- Yanran Li, Hui Su, Xiaoyu Shen, Wenjie Li, Ziqiang Cao, and Shuzi Niu. 2017b. [DailyDialog: A manually labelled multi-turn dialogue dataset](#). In *Proceedings of the Eighth International Joint Conference on Natural Language Processing (Volume 1: Long Papers)*, pages 986–995, Taipei, Taiwan. Asian Federation of Natural Language Processing.
- Chia-Wei Liu, Ryan Lowe, Iulian Serban, Mike Noseworthy, Laurent Charlin, and Joelle Pineau. 2016. [How NOT to evaluate your dialogue system: An empirical study of unsupervised evaluation metrics for dialogue response generation](#). In *Proceedings of the 2016 Conference on Empirical Methods in Natural Language Processing*, pages 2122–2132, Austin, Texas. Association for Computational Linguistics.
- Varvara Logacheva, Mikhail Burtsev, Valentin Malykh, Vadim Poluliakh, Alexander Rudnicky, Iulian Serban, Ryan Lowe, Shrimai Prabhumoye, Alan W Black, and Yoshua Bengio. 2018. A dataset of topic-oriented human-to-chatbot dialogues.
- Ryan Lowe, Michael Noseworthy, Iulian V Serban, Nicolas Angelard-Gontier, Yoshua Bengio, and Joelle Pineau. 2017. Towards an automatic turing test: Learning to evaluate dialogue responses. *arXiv preprint arXiv:1708.07149*.
- Alexander Miller, Will Feng, Dhruv Batra, Antoine Bordes, Adam Fisch, Jiasen Lu, Devi Parikh, and Jason Weston. 2017. [ParlAI: A dialog research software platform](#). In *Proceedings of the 2017 Conference on Empirical Methods in Natural Language Processing: System Demonstrations*, pages 79–84, Copenhagen, Denmark. Association for Computational Linguistics.
- Jekaterina Novikova, Ondřej Dušek, Amanda Cercas Curry, and Verena Rieser. 2017. [Why we need new evaluation metrics for NLG](#). In *Proceedings of the 2017 Conference on Empirical Methods in Natural Language Processing*, pages 2241–2252, Copenhagen, Denmark. Association for Computational Linguistics.
- Jekaterina Novikova, Ondrej Dušek, and Verena Rieser. 2018. RankME: Reliable human ratings for natural language generation. In *NAACL*, New Orleans, Louisiana.
- Kishore Papineni, Salim Roukos, Todd Ward, and Wei-Jing Zhu. 2002. Bleu: a method for automatic evaluation of machine translation. In *Proceedings of the 40th annual meeting of the Association for Computational Linguistics*, pages 311–318.
- Jeffrey Pennington, Richard Socher, and Christopher D Manning. 2014. Glove: Global vectors for word representation. In *Proceedings of the 2014 conference on empirical methods in natural language processing (EMNLP)*, pages 1532–1543.
- Alec Radford, Jeffrey Wu, Rewon Child, David Luan, Dario Amodei, and Ilya Sutskever. 2019. Language models are unsupervised multitask learners. *OpenAI Blog*, 1(8):9.
- Hannah Rashkin, Eric Michael Smith, Margaret Li, and Y-Lan Boureau. 2019. Towards empathetic open-domain conversation models: A new benchmark and dataset. In *Proceedings of the 57th Annual Meeting of the Association for Computational Linguistics*, pages 5370–5381.
- Stephen Roller, Emily Dinan, Naman Goyal, Da Ju, Mary Williamson, Yinhan Liu, Jing Xu, Myle Ott, Kurt Shuster, Eric M Smith, et al. 2020. Recipes for building an open-domain chatbot. *arXiv preprint arXiv:2004.13637*.
- Keisuke Sakaguchi, Matt Post, and Benjamin Van Durme. 2014. Efficient elicitation of annotations for human evaluation of machine translation. In *Proceedings of the Ninth Workshop on Statistical Machine Translation*, pages 1–11.

- João Sedoc, Daphne Ippolito, Arun Kirubakaran, Jai Thirani, Lyle Ungar, and Chris Callison-Burch. 2019. [ChatEval: A tool for chatbot evaluation](#). In *Proceedings of the 2019 Conference of the North American Chapter of the Association for Computational Linguistics (Demonstrations)*, pages 60–65, Minneapolis, Minnesota. Association for Computational Linguistics.
- Abigail See, Stephen Roller, Douwe Kiela, and Jason Weston. 2019. What makes a good conversation? how controllable attributes affect human judgments. In *Proceedings of the 2019 Conference of the North American Chapter of the Association for Computational Linguistics: Human Language Technologies, Volume 1 (Long and Short Papers)*, pages 1702–1723.
- Kurt Shuster, Da Ju, Stephen Roller, Emily Dinan, Y-Lan Boureau, and Jason Weston. 2019. The dialogue dodecathlon: Open-domain knowledge and image grounded conversational agents. *arXiv preprint arXiv:1911.03768*.
- Eric Michael Smith, Mary Williamson, Kurt Shuster, Jason Weston, and Y-Lan Boureau. 2020. Can you put it all together: Evaluating conversational agents’ ability to blend skills. *arXiv preprint arXiv:2004.08449*.
- Ashish Vaswani, Noam Shazeer, Niki Parmar, Jakob Uszkoreit, Llion Jones, Aidan N Gomez, Łukasz Kaiser, and Illia Polosukhin. 2017. Attention is all you need. In *Advances in neural information processing systems*, pages 5998–6008.
- Anu Venkatesh, Chandra Khatri, Ashwin Ram, Fenfei Guo, Raefer Gabriel, Ashish Nagar, Rohit Prasad, Ming Cheng, Behnam Hedayatnia, Angeliki Metallinou, Rahul Goel, Shaohua Yang, and Anirudh Raju. 2018. [On Evaluating and Comparing Conversational Agents](#). (Nips):1–10.
- Oriol Vinyals and Quoc Le. 2015. A neural conversational model. *arXiv preprint arXiv:1506.05869*.
- Saizheng Zhang, Emily Dinan, Jack Urbanek, Arthur Szlam, Douwe Kiela, and Jason Weston. 2018. Personalizing dialogue agents: I have a dog, do you have pets too? In *Proceedings of the 56th Annual Meeting of the Association for Computational Linguistics (Volume 1: Long Papers)*, pages 2204–2213.
- Yizhe Zhang, Siqi Sun, Michel Galley, Yen-Chun Chen, Chris Brockett, Xiang Gao, Jianfeng Gao, Jingjing Liu, and Bill Dolan. 2019. Dialogpt: Large-scale generative pre-training for conversational response generation. *arXiv preprint arXiv:1911.00536*.

A ChatEval Amazon Mechanical Turk Interface

Figure 6 is the Amazon Mechanical Turk (AMT) Human Intelligence Task (HIT). Each annotator is paid \$0.01 per annotations. AMT workers are shown 10 comparisons per HIT. The order in which system A vs B is presented is randomized and all output is detokenized in a standard manner. We use a minimum of three annotators. Each HIT take approximately one minute on average. A maximum of five minutes are allowed for the task in order to ensure quick completion times. On average an evaluation between two systems takes under 25 minutes.

B System details

We utilized pre-trained models from each generative system and reproduce system response code for our evaluation. We will release the deployment code soon.

Blender We used pre-trained Blender 2.7B and Blender 90M models without persona for the evaluation¹⁶ in a safety interactive mode with Blended Skill Talk (Smith et al., 2020). Blender employed a standard seq2seq transformer architecture. Blender 2.7B model used 2 encoder layers, 24 decoder layers, 32 attention heads and 2560 dimensional embeddings. Blender 90M model parameters followed by Shuster et al. (2019).

Blender trained with Reddit dataset (Baumgartner et al., 2020) 1.5B training examples from PushShift¹⁷ through July 2019. Also, Blender fine-tuned with Blended Skill Talk, which is a mimic task such as task with ConvAI2 dataset (i.e., PersonaChat) (Zhang et al., 2018), Wizard of Wikipedia (Dinan et al., 2018) and Empathetic Dialogues (Rashkin et al., 2019) for focusing personality and engaging the other speaker, empathy and knowledge.

Blender with persona We used pre-trained Blender 2.7B with persona for the evaluation¹⁸. We use the persona as one of a ParlAI persona list in Table 3 followed by ParlAI document¹⁹.

¹⁶<https://parl.ai/projects/recipes/>

¹⁷<https://files.pushshift.io/reddit/>

¹⁸<https://parl.ai/projects/recipes/>

¹⁹https://parl.ai/docs/tutorial_tipsntricks.html

DialoGPT We used pre-trained DialoGPT medium (345M) model²⁰ in this work. DialoGPT inherits from GPT-2 (Radford et al., 2019) with 12 to 48 layer transformer. The medium model uses 24 layers. We reproduced decoder to apply the history size for the multi-turn evaluation.

DialoGPT trained on scraped from Reddit spanning from 2005 to 2017. The dataset consists of 140 million dialogue instances.

ConvAI2 (seq2seq) We used pre-trained ParlAI ConvAI2 seq2seq model²¹. This model has LSTM architecture with GloVe (Pennington et al., 2014) embeddings and trained on PersonaChat (Zhang et al., 2018).

ConvAI2 (KV-MemNN) We used pre-trained ParlAI ConvAI2 Key-Value Profile Memory Network model²². This model trained with PersonaChat data as encoding each of the profile entries into individual memory representations in a memory network.

ParlAI(controllable) We used pre-trained specificity-controlled CT model (with WD repetition control)²³, which is trained on 2.5 million Twitter message-response pairs²⁴ and then fine-tuned it on PersonaChat (Zhang et al., 2018).

This model based on seq2seq model and also fine-tuned with loss.CT as described (See et al., 2019)’s work.

Transformer We used pre-trained Transformer model²⁵ trained on target-side identity clustering filtered data except on NCME, which is used with not overfitted version. The model trained on DailyDialog (Li et al., 2017b) 90K utterances in 13K dialogs. The system consists of 512 hidden size, six hidden layers and 2048 filter size. More details see (Csáky et al., 2019)’s work.

OpenNMT(OS) We used OpenNMT trained model with seq2seq with attention on opensubtitle

²⁰<https://github.com/microsoft/DialoGPT>

²¹<https://github.com/facebookresearch/ParlAI/tree/master/projects/convai2>

²²<https://github.com/facebookresearch/ParlAI/tree/master/projects/convai2>

²³https://parl.ai/projects/controllable_dialogue/

²⁴The Twitter dataset is provided in ParlAI; details can be found here: <https://parl.ai/docs/tasks.html>

²⁵<https://github.com/ricsinaruto/Seq2seqChatbots>

Consider the following exchange between two speakers.

Your task is to decide which response sounds better given the previous things said.

If both responses are equally good, click "It's a tie."

Example:
 Speaker A: can i get you something from the cafe?
 Speaker B: coffee would be great
 Speaker B: I don't know what to say.

In this case, the first response is better as it directly answers Speaker A's question, so you should click the bubble next to it.

You must click the Submit button when you are finished. You must complete every question before you can click Submit.

Speaker A: I have to go to bed early.
 Speaker B: Why? The night is still young!
 Speaker A: I have a class at 7 a.m.

Speaker B: I have a class at 7 a.m.	<input type="radio"/>
Speaker B: that's a long time to be in school. do you have any plans for the rest of the day?	<input type="radio"/>
It's a tie.	<input type="radio"/>

Figure 6: Screenshot of Amazon Mechanical Turk HIT.

questions only²⁶. The model²⁷ consists of 2-layer LSTM with 500 dimensional embeddings, also using global attention.

OpenNMT(Twitter) We used OpenNMT trained model with seq2seq with attention trained on Twitter dataset (from ParlAI)²⁸.

CakeChat We used pre-trained model for both single-turn and multi-turn. They trained on a pre-processed Twitter corpus with approximate 50 million dialgos (11GB of text data). They released pre-trained model on Amazon S3 for single-turn and multi-turn by running here²⁹.

DC-NeuralConversation We used DC-MMI200 model (Baheti et al., 2018) responses from here³⁰ for evaluation. Maximum Mutual Information (MMI) (Li et al., 2016a) was re-implemented MMI-bidi in Baheti et al. (2018)'s work and DC-MMI200 is MMI-bidi reranking with a beam size of 200 trained on opensubtitle dataset.

²⁶<https://github.com/OpenNMT/OpenNMT-py>

²⁷<https://opennmt.net/Models-py/>

²⁸<https://github.com/facebookresearch/ParlAI/tree/master/parlai/tasks/twitter>

²⁹<https://github.com/lukalabs/cakechat/blob/master/tools/fetch.py>

³⁰https://github.com/abaheti95/DC-NeuralConversation/blob/master/MTurk%20Evaluation/MTurk%20model%20responses/full_model_tsim_esim_B200_MMI_decoding_cornell_mturk2_test_predictions.txt

C Distinctness

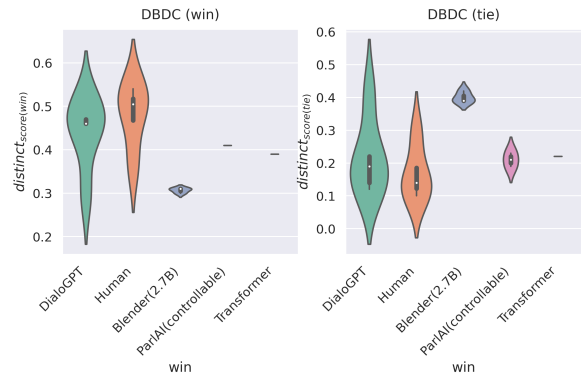


Figure 7: The A/B model comparison results on DBDC. Note that the x-axis indicates wins and y-axis indicates $distinct_{score(win)}$ (left) and $distinct_{score(tie)}$ (right).

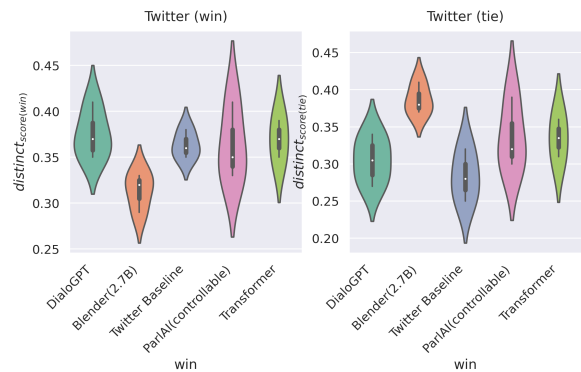


Figure 8: The A/B model comparison results on Twitter.

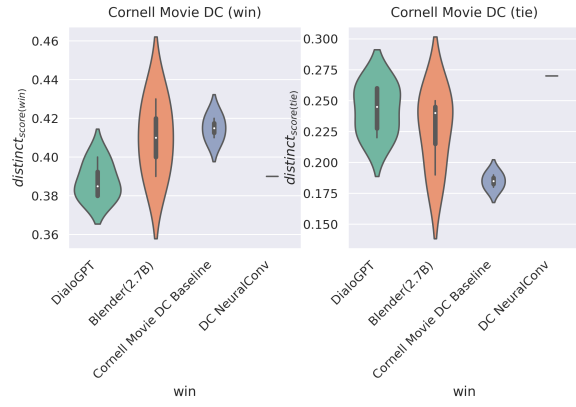


Figure 9: The A/B model comparison results on Cornell Movie DC.

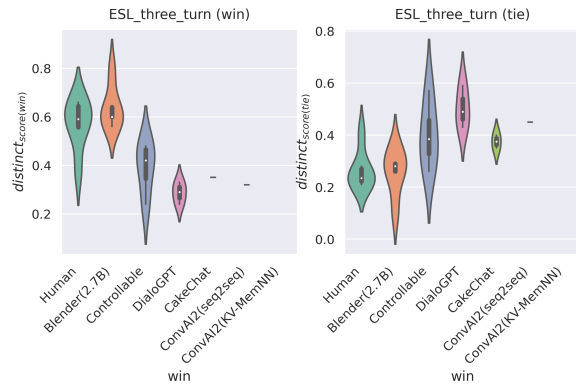


Figure 10: The A/B model comparison results on ESL three turns. Noth that ConvAI2(KV-MemNN) never wins.

D Prompt Validity

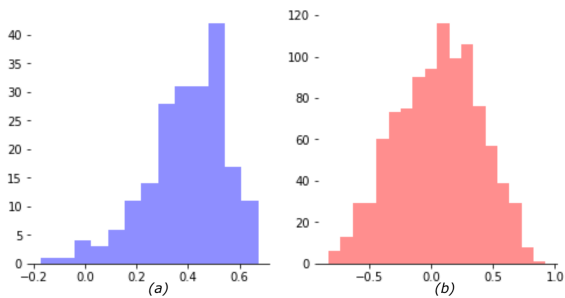


Figure 11: Correlation between prompt rating and total rating. NCME (a) and Cornell Movie D.C. (b).

E Ranking

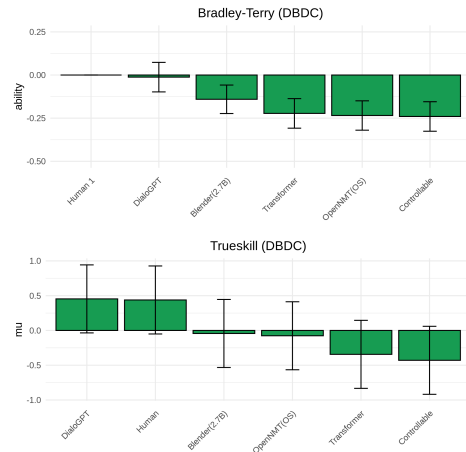


Figure 12: Bradley-Terry and TrueSkill result on DBDC.

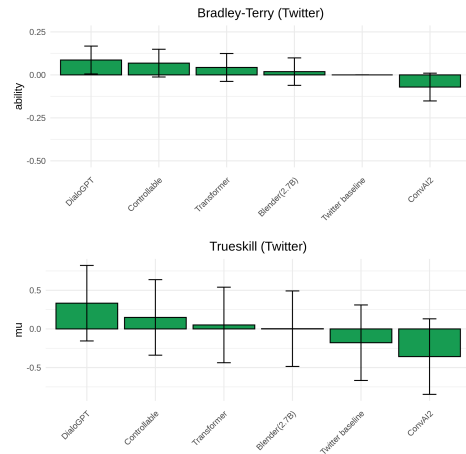


Figure 13: Bradley-Terry and TrueSkill result on Twitter.

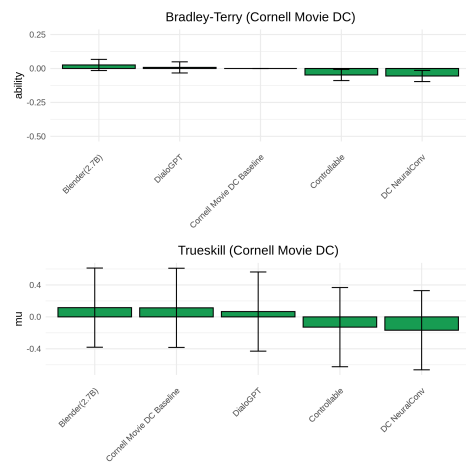


Figure 14: Bradley-Terry and TrueSkill result on Cornell Movie DC.

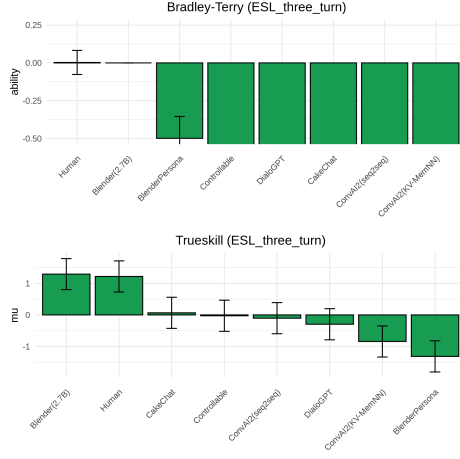


Figure 15: Bradley-Terry and TrueSkill result on ESL three turns.

F Annotation Correlation

We conduct spearman correlation between the agreement features and major score. Furthermore, we observe the correlation with other evaluation sets.

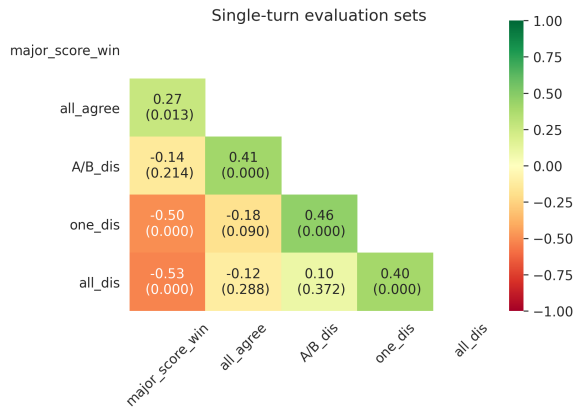


Figure 16: Results on the correlation between $major_score(win)$ and agreement & disagreement features in all of the single-turn evaluation sets. The weight indicates the correlation value and the value in parentheses is p-value (p-value < 0.05 indicates statistically significant).

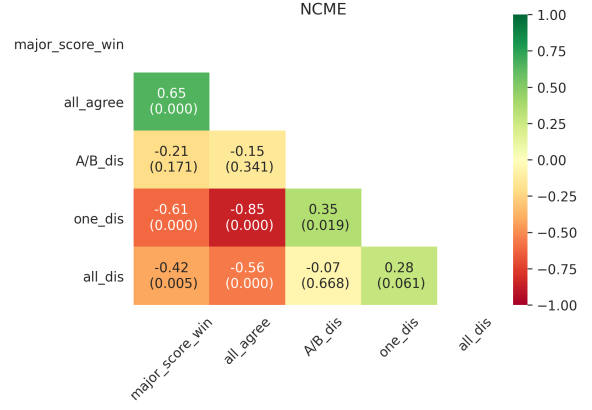


Figure 17: Results on the correlation between $major_score(win)$ and agreement & disagreement features in NCME.

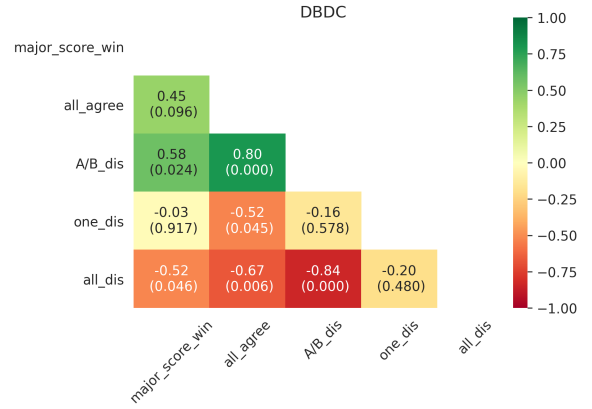


Figure 18: Results on the correlation between $major_score(win)$ and agreement & disagreement features in DBDC.

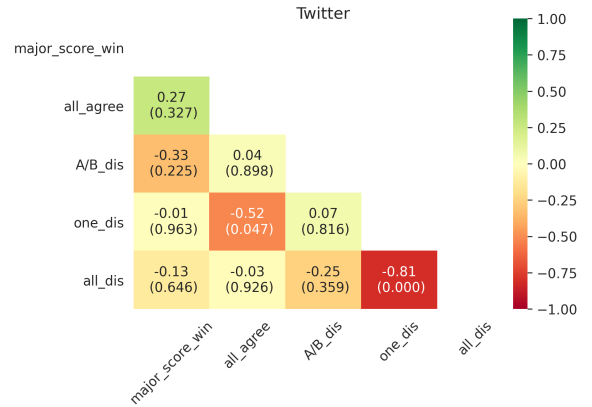


Figure 19: Results on the correlation between $major_score(win)$ and agreement & disagreement features in Twitter.

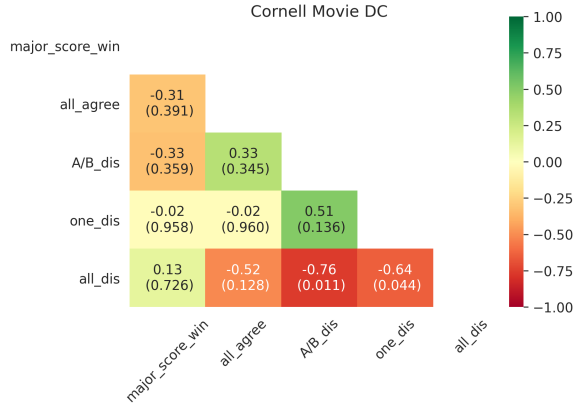


Figure 20: Results on the correlation between $major_{score(win)}$ and agreement & disagreement features in Cornell Movie DC.

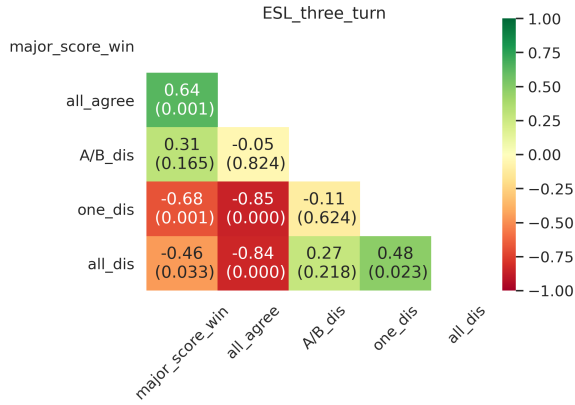


Figure 21: Results on the correlation between $major_{score(win)}$ and agreement & disagreement features in ESL three turns.

G Persona chat with Blender in NCME

Persona

I love chocolate cake with extra frosting.

I have two siberian huskies.

Example

Prompt 1: who are you crazy about?

A: I'm not crazy about anyone in particular.

I just want to meet new people
and make new friends. (*persona-free*)

B: I'm crazy about my dog, Husky.

He's my best friend. How about you?

(*with persona*)

Prompt 2: what is the color of a leaf ?

A: It depends on the type of leaf. Some are white,
some are yellow, and some are brown. (*persona-free*)

B: I'm not sure, but I do know that

a husky is a sled-type of dog.

(*with persona*)

Table 3: Persona chat examples with Blender in NCME.

H Weak Agreement with A/B Results

We shows workers voting results in Chateval A/B paired test with significant test and weak agreement. A_{votes} , B_{votes} and Tie indicates percentage of voting results. We shows Bootstrapping test (Dror et al., 2018; Berg-Kirkpatrick et al., 2012) for the significant test with all of the pairwise matchups.

A	B	A_{votes}	B_{votes}	Tie	all_{agree}	A/B_{dis}	one_{dis}	all_{dis}	p-value
NCME human 1	Blender(2.7B)	30 %	40 %	30 %	29	51	130	41	0.0
	DialoGPT	46 %	41 %	13 %	3	99	147	22	0.07
	Transformer	63 %	21 %	16 %	86	48	99	15	0.0
	ParlAI(Controllable)	70 %	10 %	20 %	103	25	85	11	0.0
	CakeChat	61 %	19 %	20 %	87	45	90	23	0.0
	OpenNMT(OS)	53 %	21 %	26 %	78	38	98	18	0.0
	OpenNMT(Twitter)	74 %	14 %	12 %	100	34	82	17	0.0
	ConvAI2(seq2seq)	70 %	23 %	7 %	77	82	110	13	0.0
NCME human 2	Blender(2.7B)	34 %	36 %	30 %	24	52	128	48	0.27
	DialoGPT	33 %	31 %	36 %	2	24	197	-	0.13
	Transformer	35 %	29 %	36 %	20	36	128	52	0.02
	ParlAI(Controllable)	39 %	32 %	29 %	16	62	137	47	0.01
	CakeChat	41 %	33 %	26 %	25	56	123	52	0.01
	OpenNMT(OS)	46 %	29 %	25 %	28	63	136	32	0.0
	OpenNMT(Twitter)	45 %	31 %	24 %	28	61	141	31	0.0
	ConvAI2(seq2seq)	44 %	33 %	23 %	35	56	124	41	0.0
Blender(2.7B)	DialoGPT	40 %	36 %	24 %	25	66	141	34	0.16
	Transformer	39 %	35 %	26 %	18	57	136	46	0.11
	ParlAI(Controllable)	39 %	36 %	25 %	30	65	141	29	0.21
	CakeChat	32 %	28 %	40 %	23	30	122	55	0.06
	OpenNMT(OS)	33 %	30 %	37 %	19	34	142	39	0.19
	OpenNMT(Twitter)	39 %	32 %	29 %	27	52	134	39	0.04
	ConvAI2(seq2seq)	35 %	37 %	28 %	23	61	127	50	0.35
	Transformer	55 %	29 %	16 %	53	75	122	25	0.0
DialoGPT	ParlAI(Controllable)	58 %	18 %	24 %	73	33	100	27	0.0
	CakeChat	49 %	33 %	18 %	36	75	130	34	0.0
	OpenNMT(OS)	47 %	28 %	25 %	45	47	112	40	0.0
	OpenNMT(Twitter)	70 %	14 %	16 %	102	34	87	11	0.0
	ConvAI2(seq2seq)	72 %	19 %	9 %	89	68	96	15	0.0
	ParlAI(Controllable)	40 %	35 %	25 %	40	57	125	35	0.07
	CakeChat	37 %	36 %	27 %	44	45	123	33	0.39
	OpenNMT(OS)	38 %	41 %	21 %	51	58	122	27	0.11
Transformer	OpenNMT(Twitter)	41 %	31 %	28 %	44	49	129	27	0.0
	ConvAI2(seq2seq)	45 %	27 %	28 %	32	51	134	34	0.0
	CakeChat	35 %	40 %	25 %	47	53	123	30	0.08
	OpenNMT(OS)	31 %	50 %	19 %	54	68	115	31	0.0
ParlAI (Controllable)	OpenNMT(Twitter)	42 %	38 %	20 %	43	65	130	27	0.14
	ConvAI2(seq2seq)	39 %	30 %	31 %	43	40	125	32	0.0
	OpenNMT(OS)	43 %	46 %	11 %	47	94	121	32	0.22
	OpenNMT(Twitter)	46 %	40 %	14 %	55	42	115	30	0.0
CakeChat	ConvAI2(seq2seq)	46 %	41 %	13 %	5	97	195	-	0.04
	OpenNMT(Twitter)	43 %	42 %	15 %	29	96	139	32	0.36
	ConvAI2(seq2seq)	52 %	35 %	13 %	52	87	125	23	0.0
OpenNMT (Twitter)	ConvAI2(seq2seq)	48 %	37 %	15 %	29	92	140	31	0.0
Blender(2.7B)	Blender(90M)	35 %	30 %	35 %	23	40	131	46	0.10
Blender(2.7B)	Blender(with persona)	44 %	40 %	16 %	37	80	125	27	0.09

Table 4: The result of Chateval A/B paired test on NCME. Note that one_{dis} indicates one worker disagree than others, all_{agree} indicates all of workers agrees, all_{dis} indicates all of workers disagrees and A/B_{dis} indicates A/B wins or losses. p-value shows Bootstrapping statistical test of A/B paired test (p-value < 0.05 indicates statistically significant).

A	B	A_{votes}	B_{votes}	Tie	all_{agree}	A/B_{dis}	one_{dis}	all_{dis}	p-value
Human	Blender(2.7B)	37 %	34 %	29 %	15	61	146	39	0.15
	DialoGPT	42 %	46 %	12 %	41	95	139	20	0.18
	Transformer	54 %	36 %	10 %	48	96	127	25	0.0
	ParlAI(Controllable)	50 %	37 %	13 %	44	94	132	24	0.0
	OpenNMT(OS)	51 %	34 %	15 %	33	93	130	35	0.0
Blender(2.7B)	DialoGPT	29 %	30 %	41 %	25	37	137	38	0.41
	Transformer	31 %	30 %	39 %	27	29	130	43	0.47
	ParlAI(Controllable)	31 %	30 %	39 %	28	34	130	42	0.35
	OpenNMT(OS)	31 %	27 %	42 %	21	30	144	35	0.09
DialoGPT	Transformer	46 %	35 %	19 %	33	78	133	33	0.0
	ParlAI(Controllable)	51 %	35 %	14 %	32	93	134	34	0.36
	OpenNMT(OS)	47 %	31 %	22 %	33	71	140	27	0.09
	ParlAI(Controllable)	40 %	41 %	19 %	27	78	142	31	0.46
Transformer	OpenNMT(OS)	39 %	39 %	22 %	34	64	130	36	0.40
	ParlAI(Controllable)	41 %	37 %	22 %	29	62	131	40	0.14

Table 5: The result of Chateval A/B paired test on DBDC.

A	B	A_{votes}	B_{votes}	Tie	all_{agree}	A/B_{dis}	one_{dis}	all_{dis}	p-value
Twitter Baseline	Blender(2.7B)	30 %	33 %	38 %	19	40	138	43	0.16
	DialoGPT	32 %	41 %	27 %	22	56	138	40	0.0
	Transformer	38 %	37 %	25 %	30	61	129	41	0.41
	ParlAI(Controllable)	35 %	33 %	32 %	23	49	133	44	0.28
	ConvAI2(seq2seq)	36 %	36 %	28 %	26	55	124	50	0.46
Blender(2.7B)	DialoGPT	32 %	32 %	36 %	24	41	139	37	0.47
	Transformer	34 %	35 %	31 %	23	49	133	44	0.40
	ParlAI(Controllable)	28 %	33 %	39 %	28	33	131	41	0.06
	ConvAI2(seq2seq)	30 %	29 %	41 %	20	33	133	47	0.45
DialoGPT	Transformer	36 %	32 %	32 %	26	50	130	44	0.07
	ParlAI(Controllable)	36 %	36 %	28 %	18	56	147	35	0.48
	ConvAI2(seq2seq)	38 %	28 %	34 %	27	47	137	36	0.0
Transformer	ParlAI(Controllable)	33 %	35 %	32 %	26	42	126	48	0.27
	ConvAI2(seq2seq)	39 %	25 %	36 %	24	29	128	48	0.0
ParlAI (Controllable)	ConvAI2(seq2seq)	41 %	29 %	30 %	27	46	136	37	0.0

Table 6: The result of Chateval A/B paired test on Twitter.

A	B	A_{votes}	B_{votes}	Tie	all_{agree}	A/B_{dis}	one_{dis}	all_{dis}	p-value
CornellMovie DC Baseline	Blender(2.7B)	40 %	41 %	19 %	147	396	675	178	0.32
	DialoGPT	39 %	39 %	22 %	142	345	646	194	0.38
	DC-NeuralConv	41 %	40 %	19 %	119	411	687	212	0.06
	ParlAI(Controllable)	42 %	40 %	18 %	133	416	683	184	0.03
Blender(2.7B)	DialoGPT	36 %	38 %	26 %	124	290	652	224	0.18
	DC-NeuralConv	43 %	33 %	24 %	144	300	647	209	0.0
	ParlAI(Controllable)	39 %	37 %	24 %	132	315	655	213	0.08
DialoGPT	DC-NeuralConv	38 %	36 %	26 %	109	292	673	218	0.01
	ParlAI(Controllable)	40 %	38 %	22 %	210	343	687	193	0.12
DC-NeuralConv	ParlAI(Controllable)	39 %	35 %	26 %	122	292	670	208	0.01

Table 7: The result of Chateval A/B paired test on Cornell Movie DC.

A	B	A_{votes}	B_{votes}	Tie	all_{agree}	A/B_{dis}	one_{dis}	all_{dis}	p-value
Human	Blender(2.7B)	38 %	21 %	41 %	36	21	122	42	0.0
	DialoGPT	58 %	18 %	24 %	42	50	127	31	0.0
	CakeChat	60 %	18 %	22 %	50	60	125	25	0.0
	ParlAI(Controllable)	55 %	17 %	28 %	47	39	125	25	0.0
	ConvAI2(KV-MemNN)	66 %	13 %	21 %	63	38	109	28	0.0
	ConvAI2(seq2seq)	66 %	11 %	23 %	62	38	121	17	0.0
Blender(2.7B)	BlenderPersona	50 %	17 %	33 %	61	24	115	20	0.0
	DialoGPT	79 %	10 %	11 %	120	31	70	10	0.0
	CakeChat	60 %	11 %	29 %	85	26	99	16	0.0
	ParlAI(Controllable)	56 %	16 %	28 %	61	20	113	26	0.0
	ConvAI2(KV-MemNN)	64 %	10 %	26 %	71	27	113	16	0.0
	ConvAI2(seq2seq)	60 %	5 %	35 %	74	11	121	5	0.0
DialoGPT	ConvAI2(KV-MemNN)	25 %	16 %	59 %	53	10	132	15	0.0
	ConvAI2(seq2seq)	33 %	24 %	43 %	47	20	133	20	0.0
	ParlAI(Controllable)	18 %	25 %	57 %	67	5	115	36	0.01
	CakeChat	29 %	22 %	49 %	49	13	128	23	0.01
CakeChat	ParlAI(Controllable)	28 %	46 %	26 %	53	48	123	24	0.0
	ConvAI2(KV-MemNN)	35 %	25 %	40 %	34	26	137	29	0.0
	ConvAI2(seq2seq)	35 %	30 %	35 %	37	33	130	33	0.07
ParlAI (Controllable)	ConvAI2(KV-MemNN)	48 %	17 %	35 %	27	46	136	37	0.0
	ConvAI2(seq2seq)	38 %	20 %	42 %	33	20	134	32	0.0
ConvAI2 (KV-MemNN)	ConvAI2(seq2seq)	23 %	32 %	45 %	36	25	132	32	0.0

Table 8: The result of Chateval A/B paired test on ESL 3-turns.