

Conditional independence by typing

MARIA I. GORINOVA, University of Edinburgh

ANDREW D. GORDON, Microsoft Research and University of Edinburgh

CHARLES SUTTON, University of Edinburgh

MATTHIJS VÁKÁR, Utrecht University

A central goal of probabilistic programming languages (PPLs) is to separate modelling from inference. However, this goal is hard to achieve in practice. Users are often forced to re-write their models in order to improve efficiency of inference or meet restrictions imposed by the PPL. Conditional independence (CI) relationships among parameters are a crucial aspect of probabilistic models that captures a qualitative summary of the specified model and can facilitate more efficient inference.

We present an information flow type system for probabilistic programming that captures conditional independence (CI) relationships, and show that, for a well-typed program in our system, the distribution it implements is guaranteed to have certain CI-relationships. Further, by using type inference, we can statically *deduce* which CI-properties are present in a specified model.

As a practical application, we consider the problem of how to perform inference on models with mixed discrete and continuous parameters. Inference on such models is challenging in many existing PPLs, but can be improved through a workaround, where the discrete parameters are used *implicitly*, at the expense of manual model re-writing. We present a source-to-source semantics-preserving transformation, which uses our CI-type system to automate this workaround by eliminating the discrete parameters from a probabilistic program. The resulting program can be seen as a hybrid inference algorithm on the original program, where continuous parameters can be drawn using efficient gradient-based inference methods, while the discrete parameters are drawn using variable elimination.

We implement our CI-type system and its example application in SlicStan: a compositional variant of Stan.¹

1 INTRODUCTION

The number of probabilistic programming languages (PPLs) has grown far and wide, and so has the range of inference techniques they support. Some focus on problems that can be solved analytically, and provide a symbolic solution [Gehr et al. 2016], others are universal and use general-purpose inference algorithms [Wood et al. 2014]. Some use gradient-based methods [Carpenter et al. 2017], or message-passing methods [Minka et al. 2014] to provide an efficient solution at the cost of restricting the range of expressible programs. Each option presents its own challenges, whether in terms of speed, accuracy or inference constraints, which is why PPL users often are required to learn a set of model re-writing techniques: to be able to change the program until it can be feasibly used within the backend inference algorithm.

Take for example Stan [Carpenter et al. 2017], which is used by practitioners in a wide range of sciences and industries to analyse their data using Bayesian inference. While efficient inference algorithms exist for continuous-only and for some discrete-only models, it is much less clear what algorithm to use for arbitrary models with large numbers of both discrete and continuous (latent, i.e., unobserved) parameters. Stan has made a conscious choice *not* to support probabilistic

¹The implementation is available at <https://github.com/mgorinova/SlicStan>.

models with discrete parameters, so as to perform inference using (dynamic) Hamiltonian Monte Carlo (HMC) [Betancourt and Girolami 2015; Hoffman and Gelman 2014; Neal et al. 2011]), which provides efficient, gradient-based inference for differentiable models. As a result, Stan has often been criticised [Gelman et al. 2015] for its lack of support for discrete parameters. What is usually overlooked is that many models with discrete parameters can, in fact, be accommodated in Stan, by manually marginalising (summing) out the discrete parameters and drawing them conditionally on the continuous parameters [Stan Development Team 2019, Chapter 15]. One of the core model rewriting techniques is marginalisation: summing over all possible values that a random variable can take to obtain a marginal density function that does not involve that variable. Marginalising efficiently is not always an obvious procedure, as it requires exploiting conditional independence relationships among the variables in the model. For probabilistic graphical models, there are well-known algorithms for enumerating all of the conditional independence assumptions implied by a model. But probabilistic programs are much more general, including control flow and assignment. For this more general case, it is much less clear how to determine conditional independence relationships automatically, and doing so requires combining ideas from traditional program analysis and from probabilistic graphical modelling.

In this paper, we introduce an information flow type system that can deduce conditional independence relationships between parameters in the program. Finding such relationships can be useful in many scenarios. As an example application, we implement a semantics-preserving source-to-source transformation, that automatically marginalises discrete parameters. We work in SlicStan [Gorinova et al. 2019], a form of Stan with a more compositional syntax than the original. Our system extends SlicStan to support discrete parameters in the case when the discrete parameter space is bounded. This transform corresponds to the *variable elimination* algorithm [Koller and Friedman 2009; Zhang and Poole 1994]: an exact inference algorithm, efficient in models with sparse structure. Combining this transformation with an efficient algorithm for continuous parameters, like HMC, gives us a model-specific, automatically derived inference strategy, which is a composition between variable elimination and the algorithm of choice. While we only focus on one application in this paper, our type system for conditional independence is applicable to program transformations of probabilistic programs more generally, and we believe can enable other composed-inference strategies.

In short, we make the following contributions:

- (1) *Factorised semantics for SlicStan*: As basis for proving correctness of our transformation, we extend SlicStan’s type system, so that shredding (which slices a SlicStan program into Stan for execution) correctly separates well-typed programs into data preprocessing, main model, and purely generative code (Theorem 1).
- (2) *Main theoretical result*: We introduce a conditional independence type system (§ 3) and establish a correspondence between well-typed programs and conditional independence properties of the probability distribution it implements (Theorem 2, Theorem 3).
- (3) *Main practical result*: We describe and implement (in SlicStan) a source-to-source transformation that repeatedly uses the result from (2) to efficiently marginalise out the discrete parameters of the program and gives a generative procedure for drawing these parameters (§ 4), thus automating inference for mixed discrete-continuous models. We prove that our transformation is semantics-preserving (Theorem 4).

2 SLICSTAN: EXTENDED SYNTAX AND SEMANTICS

SlicStan [Gorinova et al. 2019] is a Stan-like probabilistic programming language. Compared to Stan, it adds extra compositionality by dropping the requirement that programs be block-structured.

SlicStan uses type inference in an information-flow type system [Abadi et al. 1999; Gordon et al. 2015; Volpano et al. 1996] to automatically rearrange the program into parts roughly corresponding to the blocks-structure of Stan: pre-processing (data), model and post-processing (generated quantities). Originally, this *shredding* was developed to compile SlicStan to Stan. In this paper, that it can be used, more generally, to automatically compile to an efficient program-specific inference scheme.

Like Stan, SlicStan is imperative and allows for deterministic assignment, for-loops, if-statements, probabilistic assignment, and factor-statements. One contribution of this work is that we present an updated version of SlicStan. For example, we expand on the meaning of \sim in SlicStan. In the original SlicStan paper [Gorinova et al. 2019], a statement such as $x \sim \mathcal{N}(0, 1)$ was understood simply as a syntactic sugar for `factor(N(x | 0, 1))`. This means those statements were always interpreted as part of the model block in Stan. In our updated version of SlicStan, the semantics of $x \sim \mathcal{N}(0, 1)$ remains *equivalent* to that of `factor(N(x | 0, 1))`, however it could be *implemented* differently depending on the context. In particular, $x \sim \mathcal{N}(0, 1)$ could be implemented as a simple call to a random number generator in Stan, $x = \mathcal{N}_{rng}(0, 1)$, like in the example below.

Example of difference to previous version of SlicStan:

<pre>// Stan target program data{ real x; } parameters{ real mu; } model{ x ~ normal(mu, 1); } generated quantities{ real x_pred = normal_rng(mu, 1); }</pre>	<pre>// SlicStan from POPL'19 real mu; data real x; x ~ normal(mu, 1); real x_pred; x_pred = normal_rng(mu, 1);</pre>	<pre>// extended SlicStan real mu; data real x; x ~ normal(mu, 1); real x_pred; x_pred ~ normal(mu, 1);</pre>
---	---	---

Treating \sim statements differently based on context is very similar in spirit to existing effect-handling based PPLs like Edward2 and Pyro, where \sim can be handled in different ways. However, in our case, this difference in treatment is determined statically, automatically, and only in the translation to Stan or another backend.

In the rest of this section, we give the updated formal syntax, typing and semantics of SlicStan and describe shredding — the procedure key to the translation of Stan / inference composition.

2.1 Syntax

SlicStan has the following types, programs, L-values, statements, and expressions. We highlight the difference with [Gorinova et al. 2019] with boxes.

SlicStan Types:

$\ell ::= \text{DATA} \mid \text{MODEL} \mid \text{GENQUANT}$	level type
$n \in \mathbb{N}$	size
$\tau ::= \text{real} \mid \text{int} \mid \boxed{\text{int}\langle n \rangle} \mid \tau[n]$	base type
$T ::= (\tau, \ell)$	type

SlicStan Program:

$P ::= \Gamma, S$	program
-------------------	---------

SlicStan L-Values:

$L ::= x[E_1] \cdots [E_n]$	L-value
-----------------------------	---------

SlicStan Typing Environments:

$\Gamma ::= \{x_1 \mapsto T_1, \dots, x_n \mapsto T_n\}$	typing environment
--	--------------------

SlicStan Statements:

$S ::=$	statement
$L = E$	assignment
$S_1; S_2$	sequence
for (x in $E_1 : E_2$) S	for loop
if (E) S_1 else S_2	if statement
skip	skip
factor (E)	factor statement
$L \sim d(E_1, \dots, E_n)$	sample statement

SlicStan Expressions:

$E ::=$	expression
x	variable
c	constant
$[E_1, \dots, E_n]$	array
$E_1[E_2]$	array element
$f(E_1, \dots, E_n)$	function call
$[E \mid x \text{ in } E_1 : E_2]$	array comprehension
target (S)	evaluating a density

SlicStan programs consist of a pair Γ, S of a *typing environment* Γ (a finite map which assigns global variables x to their types T) and a *statement* S . Following the usual style of declaring variables in C-like languages, we informally present programs Γ, S in examples by sprinkling the type declarations of Γ throughout the statement S . For example, we write **data real** $x \sim \text{normal}(0, 1)$ for the program $\{x \mapsto (\text{real}, \text{DATA})\}, x \sim \text{normal}(0, 1)$. Sometimes, we will leave out types or write incomplete types in our examples. In this case, we intend for the missing types to be determined using type inference.

As we discuss in detail in §§ 2.3, a **factor**(E) statement can be read as multiplying the current *weight* of the program trace by the value of E . Conversely, a **target**(S) expression initializes the weight to 1 and returns the weight that is accumulated after evaluating S . For example, if:

$$\begin{aligned} S &= x \sim \text{normal}(0, 1); y = 2 * x; z \sim \text{normal}(y, 1); \\ &= \text{factor}(\text{normal_pdf}(x|0, 1)); y = 2 * x; \text{factor}(\text{normal_pdf}(z|y, 1)); \end{aligned}$$

Then **target**(S) is semantically equivalent to $\text{normal_pdf}(x|0, 1) * \text{normal_pdf}(z|2 * x, 1)$.

We extend the base types of the language of [Gorinova et al. 2019] with **int**(n), which denotes a positive integer constrained from above by an integer n . For example if x is of type **int**(2), then x can only be 1 or 2. These types allow us to specify the support of discrete variables, and they can easily be extended to include both upper and lower bounds. For the purpose of our typing rules, we treat **int**(n) identically to **int**. We only differentiate between these types in § 4, where our transformation uses the size annotation to eliminate a discrete variable.

2.2 Typing

Types T in SlicStan range over pairs (τ, ℓ) of a base type τ , and a level type ℓ . The level types ℓ form a lattice $(\{\text{DATA}, \text{MODEL}, \text{GENQUANT}\}, \leq)$, where $\text{DATA} \leq \text{MODEL} \leq \text{GENQUANT}$. We write $\bigsqcup_{i=1}^n \ell_i$ for the least upper bound of the levels ℓ_1, \dots, ℓ_n . We call variables of level **DATA** *data (variables)*, of level **MODEL** *model parameters*, and of level **GENQUANT** *generated quantities*. We refer to variables that are either of level **MODEL** or **GENQUANT** simply as *parameters*. Given a typing environment Γ , we can consider the well-typedness of expressions and statements, given the types assigned to variables by Γ . The judgment $\Gamma \vdash E : (\tau, \ell)$ means that expression E has type τ and reads only level ℓ and below. The judgment $\Gamma \vdash S : \ell$ means that statement S assigns only to level ℓ and above. We write $\Gamma \vdash S$ as a shorthand for $\Gamma \vdash S : \text{DATA}$.

The typing rules for expressions are those of [Gorinova et al. 2019] with added rules for the two constructs of array comprehensions and **target**(S)-expressions. The typing rules for statements are as in [Gorinova et al. 2019], with three differences (highlighted in boxes). (FACTOR) and (SAMPLE) add typing rules for the now new language constructs **factor**(E) and $L \sim d(E_1, \dots, E_n)$. The language supports a finite number of built-in functions f with type $\tau_1, \dots, \tau_n \rightarrow \tau$ and (conditional) distributions $d \in \text{Dist}(\tau_1, \dots, \tau_n; \tau)$ over τ given values of types τ_1, \dots, τ_n .

Typing Rules for Expressions:

$\frac{\text{(ESUB)} \quad \Gamma \vdash E : (\tau, \ell) \quad \ell \leq \ell'}{\Gamma \vdash E : (\tau, \ell')}$	$\text{(VAR)} \quad \frac{}{\Gamma, x : T \vdash x : T}$	$\text{(CONST)} \quad \frac{\mathbf{ty}(c) = \tau}{\Gamma \vdash c : (\tau, \mathbf{DATA})}$	$\text{(PRIMCALL)} \quad \frac{(f : \tau_1, \dots, \tau_n \rightarrow \tau) \quad \Gamma \vdash E_i : (\tau_i, \ell_i) \quad \forall i \in 1..n}{\Gamma \vdash f(E_1, \dots, E_n) : (\tau, \bigsqcup_{i=1}^n \ell_i)}$
$\text{(ARREL)} \quad \frac{\Gamma \vdash E_1 : (\tau[n], \ell) \quad \Gamma \vdash E_2 : (\mathbf{int}, \ell)}{\Gamma \vdash E_1[E_2] : (\tau, \ell)}$	$\text{(TARGET)} \quad \frac{\Gamma \vdash S : \ell'' \quad \forall \ell' > \ell. R_{\Gamma+\ell'}(S) = \emptyset^2}{\Gamma \vdash \mathbf{target}(S) : (\mathbf{real}, \ell)}$		
$\text{(ARR)} \quad \frac{\Gamma \vdash E_i : (\tau, \ell) \quad \forall i \in 1..n}{\Gamma \vdash [E_1, \dots, E_n] : (\tau[n], \ell)}$	$\text{(ARRCOMP)} \quad \frac{\Gamma \vdash E_1 : (\mathbf{int}, \ell) \quad \Gamma \vdash E_2 : (\mathbf{int}, \ell) \quad \Gamma, x : (\mathbf{int}, \ell) \vdash E : (\tau, \ell) \quad x \notin \text{dom}(\Gamma)}{\Gamma \vdash [E \mid x \mathbf{in} E_1 : E_2] : (\tau[n], \ell)}$		

Typing Rules for Statements:

$\text{(SSUB)} \quad \frac{\Gamma \vdash S : \ell' \quad \ell \leq \ell'}{\Gamma \vdash S : \ell}$	$\text{(ASSIGN)} \quad \frac{\Gamma(L) = (\tau, \ell) \quad \Gamma \vdash E : (\tau, \ell)}{\Gamma \vdash (L = E) : \ell}$	$\text{(IF)} \quad \frac{\Gamma \vdash E : (\mathbf{real}, \ell) \quad \Gamma \vdash S_1 : \ell \quad \Gamma \vdash S_2 : \ell}{\Gamma \vdash \mathbf{if}(E) S_1 \mathbf{else} S_2 : \ell}$
$\text{(SEQ)} \quad \frac{\Gamma \vdash S_1 : \ell \quad \Gamma \vdash S_2 : \ell \quad \mathcal{S}(S_1, S_2) \wedge \mathcal{G}(S_1, S_2)}{\Gamma \vdash (S_1; S_2) : \ell}$	$\text{(FACTOR)} \quad \frac{\Gamma \vdash E : (\mathbf{real}, \mathbf{MODEL})}{\Gamma \vdash \mathbf{factor}(E) : \mathbf{MODEL}}$	$\text{(SKIP)} \quad \frac{}{\Gamma \vdash \mathbf{skip} : \ell}$
$\text{(SAMPLE)} \quad \frac{(d \in \text{Dist}(\tau_1, \dots, \tau_n; \tau)) \quad \Gamma(L) = (\tau, \ell') \quad \Gamma \vdash E_i : (\tau_i, \ell), \quad \forall i \in 1..n \quad \ell = \ell' \sqcup \mathbf{MODEL}}{\Gamma \vdash L \sim d(E_1, \dots, E_n) : \ell}$		
$\text{(FOR)} \quad \frac{\Gamma \vdash E_1 : (\mathbf{int}, \ell) \quad \Gamma \vdash E_2 : (\mathbf{int}, \ell) \quad \Gamma, x : (\mathbf{int}, \ell) \vdash S : \ell \quad x \notin \text{dom}(\Gamma) \quad x \notin W(S)}{\Gamma \vdash \mathbf{for}(x \mathbf{in} E_1 : E_2) S : \ell}$		

In these rules, we make use of the following definitions (see Appendix A for precise definitions).

- $R_{\Gamma+\ell}(S)$: the set of variables x that are read at level ℓ in S .
- $W_{\Gamma+\ell}(S)$: the set of variables x of level ℓ that have been assigned to in S .
- $\widetilde{W}_{\Gamma+\ell}(S)$: the set of variables x of level ℓ that have been \sim -ed in S .
- $W\widetilde{W}_{\Gamma+\ell}(S) = W_{\Gamma+\ell}(S) \cup \widetilde{W}_{\Gamma+\ell}(S)$

DEFINITION 1 (SHREDDABLE SEQ). $\mathcal{S}(S_1, S_2) \triangleq \forall \ell_1, \ell_2. (\ell_2 < \ell_1) \implies R_{\Gamma+\ell_1}(S_1) \cap W_{\Gamma+\ell_2}(S_2) = \emptyset$

The intention in SlicStan is that statements of level ℓ are executed before those of ℓ' if $\ell < \ell'$. In order to follow that implementation strategy without reordering possibly non-commutative pairs of statements, we impose the condition $\mathcal{S}(S_1, S_2)$ when we sequence S_1 and S_2 .

DEFINITION 2 (GENERATIVE SEQ). $\mathcal{G}(S_1, S_2) \triangleq \forall \ell \neq \ell'. \widetilde{W}_{\Gamma+\ell}(S_1) \cap W\widetilde{W}_{\Gamma+\ell'}(S_2) = \emptyset \wedge W\widetilde{W}_{\Gamma+\ell}(S_1) \cap \widetilde{W}_{\Gamma+\ell'}(S_2) = \emptyset$

²We use $\ell' > \ell$ as a shorthand for $\ell \leq \ell' \wedge \neg \ell' \leq \ell$

To be able to read $x \sim \mathcal{N}(0, 1)$, depending on the context, either as a probabilistic assignment to x or as a density contribution, we impose the condition $\mathcal{G}(S_1, S_2)$ when we sequence S_1 and S_2 .

2.3 Operational Semantics of SlicStan Statements

In this paper, we use a modified version of the semantics given in Gorinova et al. [2019]. We extend the call-by-value operational semantics given in that paper, and derive a more equational form that also includes the generated quantities.

We define a standard big-step operational semantics for SlicStan expressions and statements:

Big-step Relation

$(s, E) \Downarrow V$	expression evaluation
$(s, S) \Downarrow (s', w)$	statement evaluation

Here, s and s' are *states*, V is a *value* and $w \in \mathbb{R}_{>0}$ is a *weight*. Our statements can read and write the state with arbitrary destructive updates. The weight can be thought of as a bit of state that stores a positive real value which only gets accessed by multiplying it with the value of an expression E , through the use of **factor**(E)-statements. It can only be read through a **target**(S)-statement which initialises the weight to 1, evaluates the statement S and returns the final weight.

Formally, states and values are defined as follows.

Values and States:

$V ::=$	value
c	constant
$[V_1, \dots, V_n]$	array
$s ::= x_1 \mapsto V_1, \dots, x_n \mapsto V_n \quad x_i \text{ distinct}$	state (finite map from variables to values)

In the rest of the paper, we use the notation for states $s = x_1 \mapsto V_1, \dots, x_n \mapsto V_n$:

- $s[x \mapsto V]$ is the state s , but where the value of x is updated to V if $x \in \text{dom}(s)$, or the element $x \mapsto V$ is added to s if $x \notin \text{dom}(s)$.
- $s[-x]$ is the state s , but where x is removed from the domain of s (if it were present).

We also define lookup and update operations on values:

- If U is an n -dimensional array value for $n \geq 0$ and c_1, \dots, c_n are suitable indexes into U , then the *lookup* $U[c_1] \dots [c_n]$ is the value in U indexed by c_1, \dots, c_n .
- If U is an n -dimensional array value for $n \geq 0$ and c_1, \dots, c_n are suitable indexes into U , then the (functional) *update* $U[c_1] \dots [c_n] := V$ is the array that is the same as U except that the value indexed by c_1, \dots, c_n is V .

The relation \Downarrow is deterministic but partial, as we do not explicitly handle error states. The purpose of the operational semantics is to define a density function in §§ 2.4, and any errors lead to the density being undefined. The big-step semantics is defined as follows.

Operational Semantics of Expressions:

(EVAL CONST)	(EVAL VAR)	(EVAL ARR)
$\frac{}{(s, c) \Downarrow c}$	$\frac{V = s(x) \quad x \in \text{dom}(s)}{(s, x) \Downarrow V}$	$\frac{(s, E_i) \Downarrow V_i \quad \forall i \in 1..n}{(s, [E_1, \dots, E_n]) \Downarrow [V_1, \dots, V_n]}$
(EVAL ARREL)	(EVAL PRIMCALL)	
$\frac{(s, E_1 \Downarrow V) \quad (s, E_2 \Downarrow c)}{(s, E_1[E_2]) \Downarrow V[c]}$	$\frac{(s, E_i) \Downarrow V_i \quad \forall i \in 1..n \quad V = f(V_1, \dots, V_n)^3}{(s, f(E_1, \dots, E_n)) \Downarrow V}$	

$$\frac{(\text{EVAL ARRCOMP})^4 \quad (s, E_1) \Downarrow n \quad (s, E_2) \Downarrow m \quad (s, E[i/x]) \Downarrow V_i, \forall n \leq i \leq m}{(s, [E \mid x \text{ in } E_1 : E_2]) \Downarrow [V_n, \dots, V_m]} \quad \frac{(\text{EVAL TARGET}) \quad (s, S) \Downarrow (s', w)}{(s, \text{target}(S)) \Downarrow w}$$

Operational Semantics of Statements:

$$\frac{(\text{EVAL ASSIGN}) \text{ (where } L = x[E_1] \dots [E_n]) \quad (s, E_i) \Downarrow V_i \quad \forall i \in 1..n \quad (s, E) \Downarrow V \quad U = s(x) \quad U' = (U[V_1] \dots [V_n] := V)}{(s, L = E) \Downarrow (s[x \mapsto U'], 1)}$$

$$\frac{(\text{EVAL SKIP}) \quad (s, \text{skip}) \Downarrow (s, 1)}{(\text{EVAL SEQ}) \quad (s, S_1) \Downarrow (s', w) \quad (s', S_2) \Downarrow (s'', w')}{(s, S_1; S_2) \Downarrow (s'', w * w')} \quad \frac{(\text{EVAL FORFALSE}) \quad (s, E_1) \Downarrow c_1 \quad (s, E_2) \Downarrow c_2 \quad c_1 > c_2}{(s, \text{for}(x \text{ in } E_1 : E_2) S) \Downarrow (s, 1)}$$

$$\frac{(\text{EVAL FORTRUE}) \quad \{(s, E_i) \Downarrow c_i\}_{i=1,2} \quad c_1 \leq c_2 \quad (s[x \mapsto c_1], S) \Downarrow (s', w) \quad (s'[-x], \text{for}(x \text{ in } (c_1 + 1) : c_2) S) \Downarrow (s'', w')}{(s, \text{for}(x \text{ in } E_1 : E_2) S) \Downarrow (s'', w * w')}$$

$$\frac{(\text{EVAL IFTRUE}) \quad (s, E) \Downarrow c \neq 0.0 \quad (s, S_1) \Downarrow (s', w)}{(s, \text{if}(E) S_1 \text{ else } S_2) \Downarrow (s', w)} \quad \frac{(\text{EVAL IFFALSE}) \quad (s, E) \Downarrow 0.0 \quad (s, S_2) \Downarrow (s', w)}{(s, \text{if}(E) S_1 \text{ else } S_2) \Downarrow (s', w)}$$

$$\frac{(\text{EVAL FACTOR}) \quad (s, E) \Downarrow V}{(s, \text{factor}(E)) \Downarrow (s, V)} \quad \frac{(\text{EVAL SAMPLE}) \quad (s, L) \Downarrow V \quad (s, E_i) \Downarrow V_i, \forall 1 \leq i \leq n \quad V' = d(V|V_1, \dots, V_n)^5}{(s, L \sim d(E_1, \dots, E_n)) \Downarrow (s, V')}$$

The design of the type system ensures that information can flow from a level ℓ to a higher one $\ell' \geq \ell$, but not a lower one $\ell' < \ell$: a noninterference result. To state this formally, we introduce the notions of *conformance between a state s and a typing environment Γ* and *ℓ -equality* of states.

We define a conformance relation on states s and typing environments Γ . A state s *conforms* to an environment Γ , whenever s provides values of the correct types for the variables used in Γ :

Conformance Relation:

$$s \models \Gamma \quad \text{state } s \text{ conforms to environment } \Gamma$$

Rule for the Conformance Relation:

$$\frac{(\text{STAN STATE}) \quad V_i \models \tau_i \quad \forall i \in I}{(x_i \mapsto V_i)^{i \in I} \models (x_i : \tau_i)^{i \in I}}$$

Here, $V \models \tau$ denotes that the value V is of type τ , and has the following definition:

- $c \models \text{int}$, if $c \in \mathbb{Z}$, and $c \models \text{real}$, if $c \in \mathbb{R}$.
- $[V_1, \dots, V_n] \models \tau[m]$, if $\forall i \in 1 \dots n. V_i \models \tau$.

DEFINITION 3 (ℓ -EQUAL STATES).

Given a typing environment Γ , states $s_1 \models \Gamma$ and $s_2 \models \Gamma$ are ℓ -equal for level ℓ (written $s_1 \approx_\ell s_2$), if they differ only for variables of a level strictly higher than ℓ :

$$s_1 \approx_\ell s_2 \triangleq \forall x : (\tau, \ell') \in \Gamma. (\ell' \leq \ell \implies s_1(x) = s_2(x))$$

LEMMA 1 (NONINTERFERENCE OF \vdash).

Suppose $s_1 \models \Gamma$, $s_2 \models \Gamma$, and $s_1 \approx_\ell s_2$ for some ℓ . Then for *SlicStan* statement S and expression E :

² $f(V_1, \dots, V_n)$ means applying the built-in function f on the values V_1, \dots, V_n .

⁴Here, we write $E[E'/x]$ for the usual capture avoiding substitution of E' for x in E .

⁵By $d(V|V_1, \dots, V_n)$, we mean the result of evaluating the intended built-in conditional distribution d on V, V_1, \dots, V_n .

- (1) If $\Gamma \vdash E : (\tau, \ell)$ and $(s_1, E) \Downarrow V_1$ and $(s_2, E) \Downarrow V_2$ then $V_1 = V_2$.
(2) If $\Gamma \vdash S : \ell$ and $(s_1, S) \Downarrow s'_1, w_1$ and $(s_2, S) \Downarrow s'_2, w_2$ then $s'_1 \approx_\ell s'_2$.

PROOF. (1) follows by rule induction on the derivation $\Gamma \vdash E : (\tau, \ell)$, and using that if $\Gamma \vdash E : (\tau, \ell)$, $x \in R(E)$ and $\Gamma(x) = (\tau', \ell')$, then $\ell' \leq \ell$. (2) follows by rule induction on the derivation $\Gamma \vdash S : \ell$ and using (1). \square

2.4 Density Semantics

The semantic aspect of a SlicStan program Γ, S that we are the most interested in is the final weight w obtained after evaluating the program S . This is the value the program computes for the unnormalised joint density $p^*(\mathcal{D}, \theta, Q)$ over the data \mathcal{D} , the model parameters θ , and generated quantities Q of the program. Given a program Γ, S , we separate the typing environment Γ into disjoint parts: Γ_σ and Γ_x , such that Γ_σ contains precisely the variables that are assigned in S and Γ_x contains those which never get assigned:

$$\Gamma_\sigma = \{(x : T) \in \Gamma \mid x \in W(S)\} \quad \Gamma_x = \Gamma \setminus \Gamma_\sigma.$$

Similarly, any conforming state $s \models \Gamma$ separates as $\sigma \uplus \mathbf{x}$ with

$$\sigma = \{(x \mapsto V) \in s \mid x \in W(S)\} \quad \mathbf{x} = s \setminus \sigma.$$

Then, $\sigma \models \Gamma_\sigma$ and $\mathbf{x} \models \Gamma_x$.

The semantics of a SlicStan program $\Gamma_\sigma, \Gamma_x, S$ is a function $\llbracket S \rrbracket$ on states $\sigma \models \Gamma_\sigma$ and $\mathbf{x} \models \Gamma_x$, that yields a pair of a state σ' and a weight w , such that:

$$\llbracket S \rrbracket(\sigma)(\mathbf{x}) = \sigma', w, \quad \text{where } \sigma \uplus \mathbf{x}, S \Downarrow \sigma' \uplus \mathbf{x}, w$$

We will sometimes refer only to one of the two elements of the pair σ, w . In those cases we use the notation: $\llbracket S \rrbracket_s(\sigma)(\mathbf{x})$, $\llbracket S \rrbracket_p(\sigma)(\mathbf{x}) = \llbracket S \rrbracket(\sigma)(\mathbf{x})$. We call $\llbracket S \rrbracket_s$ the *state semantics* and $\llbracket S \rrbracket_p$ the *density semantics* of Γ, S . We will be particularly interested in the density semantics.

The function $\llbracket S \rrbracket_p(\sigma)$ is some positive function ϕ on the parameters \mathbf{x} . If $\mathbf{x}_1, \mathbf{x}_2$ is a partitioning of \mathbf{x} and $\int \phi(\mathbf{x}) d\mathbf{x}_1$ is finite, we say $\phi(\mathbf{x})$ is an unnormalised density $p(\mathbf{x}_1 \mid \mathbf{x}_2) = \phi(\mathbf{x}) / \int \phi(\mathbf{x}) d\mathbf{x}_1$ and we write $\llbracket S \rrbracket_p(\sigma) \propto p(\mathbf{x}_1 \mid \mathbf{x}_2)$. Sometimes, when σ is clear from context, we will leave it implicit and simply write $p(\mathbf{x})$ for $p(\mathbf{x}; \sigma)$.

Next, we observe how the state and density semantics compose.

LEMMA 2 (SEMANTICS COMPOSES). *The state and density semantics compose as follows:*

$$\llbracket S_1; S_2 \rrbracket_s(\sigma)(\mathbf{x}) = \llbracket S_2 \rrbracket_s(\llbracket S_1 \rrbracket_s(\sigma)(\mathbf{x}))(\mathbf{x}) \quad \llbracket S_1; S_2 \rrbracket_p(\sigma)(\mathbf{x}) = \llbracket S_1 \rrbracket_p(\sigma)(\mathbf{x}) \times \llbracket S_2 \rrbracket_p(\llbracket S_1 \rrbracket_s(\sigma)(\mathbf{x}))(\mathbf{x})$$

Throughout the paper we use the following notation to separate the store in a concise way.

DEFINITION 4 ($\Gamma_\ell(s)$ OR s_ℓ).

For a typing environment Γ and a store $s \models \Gamma$, let $\Gamma_\ell(s) = \{x \mapsto V \in s \mid \Gamma(x) = (_, \ell)\}$. When it is clear which typing environment the notation refers to, we write simply s_ℓ instead of $\Gamma_\ell(s)$.

Using this definition, we re-state the noninterference result in the following convenient form.

LEMMA 3 (NONINTERFERENCE OF \vdash REFORMULATED). *Let $\Gamma_\sigma, \Gamma_x \vdash S$ be a well-typed SlicStan program. For all levels $\ell \in \{\text{DATA}, \text{MODEL}, \text{GENQUANT}\}$, there exist unique functions f_ℓ , such that for all $\sigma \models \Gamma_\sigma$, $\mathbf{x} \models \Gamma_x$ and σ' such that $\llbracket S \rrbracket_s(\sigma)(\mathbf{x}) = \sigma'$, $\sigma'_\ell = f_\ell(\{\sigma_{\ell'}, \mathbf{x}_{\ell'} \mid \ell' \leq \ell\})$.*

2.5 Shredding and Translation to Stan

A key aim of SlicStan is to rearrange the input program into three phases of execution, corresponding to the levels of the type system: **DATA** preprocessing, core **MODEL** code to run MCMC or another inference algorithm on, and **GENQUANT**, or generated quantities, which amount to sample

post-processing after inference is performed. The motivation for these phases is that they all naturally appear in the workflow of probabilistic programming. The blocks of the Stan are built around this phase distinction, and compilation of SlicStan to Stan and comparable back-ends requires it.

The phases impose different restrictions on the code and make it incur differing computational costs. The model phase is by far the most expensive to evaluate: code in this phase tends to be executed repeatedly within the inner loop of an inference algorithm like an MCMC method. Further, it tends to be automatically differentiated [Griewank and Walther 2008] in case gradient-based inference algorithms are used, which restricts the available programming features and increases the space and time complexity of evaluation. Type inference in SlicStan combined with shredding allows the user to write their code without worrying about the performance of different phases, as code will be shredded into its optimal phase of execution.

The shredding relation is in the core of this rearrangement. Shredding takes a SlicStan statement S and splits it into three *single-level statements* (Definition 16). That is, $S \Downarrow_{\Gamma} S_D, S_M, S_Q$ means we split S into sub-statements S_D, S_M, S_Q , where S_D mentions only **DATA** variables, S_M mentions **DATA** and **MODEL** variables, and S_Q is the rest of the program, and such that the composition $S_D; S_M; S_Q$ behaves the same as the original program S . When combined with type inference, shredding automatically determines optimal statement placement, such that only necessary work is executed in the ‘heavy-weight’ **MODEL** part of inference.

Shredding Relation

$S \Downarrow_{\Gamma} (S_D, S_M, S_Q)$	statement shredding
---	---------------------

We adapt the shredding from [Gorinova et al. 2019], so that the following holds for the three sub-statements of a shredded well-typed SlicStan program $\Gamma \vdash S$:

- S_D implements *deterministic data preprocessing*: no contributions to the density are allowed.
- S_M is the *inference core*: it is the least restrictive of the three slices – either or both of S_D and S_Q can be merged into S_M . It can involve contributions to the density which require advanced inference for sampling. Therefore, this is the part of the program which requires the most computation during inference (in Stan, what is run inside HMC);
- S_Q represents *sample post-processing*: any contributions to the density are generative. That is, they can immediately be implemented using draws from random number generators.

In terms of inference, we can run S_D once as a pre-processing step. Then use a suitable inference algorithm for S_M (in the case of Stan, that’s HMC, but we can use other MCMC or VI algorithms) and finally, use ancestral sampling for S_Q .

Shredding Rules for Statements:

(SHRED ASSIGN)	
$\Gamma(L) = (_, \text{DATA}) \rightarrow S_D = L = E, S_M = S_Q = \text{skip}$	(SHRED SEQ)
$\Gamma(L) = (_, \text{MODEL}) \rightarrow S_M = L = E, S_D = S_Q = \text{skip}$	$\frac{S_1 \Downarrow_{\Gamma} S_{D_1}, S_{M_1}, S_{Q_1} \quad S_2 \Downarrow_{\Gamma} S_{D_2}, S_{M_2}, S_{Q_2}}{S_1; S_2 \Downarrow_{\Gamma} (S_{D_1}; S_{D_2}), (S_{M_1}; S_{M_2}), (S_{Q_1}; S_{Q_2})}$
$\Gamma(L) = (_, \text{GENQUANT}) \rightarrow S_Q = L = E, S_D = S_M = \text{skip}$	
$L = E \Downarrow_{\Gamma} (S_D, S_M, S_Q)$	
(SHRED FACTOR)	
$\Gamma(E) = (_, \text{DATA}) \rightarrow S_D = \text{factor}(E), S_M = S_Q = \text{skip}$	(SHRED SKIP)
$\Gamma(E) = (_, \text{MODEL}) \rightarrow S_M = \text{factor}(E), S_D = S_Q = \text{skip}$	
$\Gamma(E) = (_, \text{GENQUANT}) \rightarrow S_Q = \text{factor}(E), S_D = S_M = \text{skip}$	$\text{skip} \Downarrow_{\Gamma} (\text{skip}, \text{skip}, \text{skip})$
$\text{factor}(E) \Downarrow_{\Gamma} (S_D, S_M, S_Q)$	

(SHRED SAMPLE)

$$\frac{\begin{array}{l} \Gamma(L, E_1, \dots, E_n) = (_, \text{DATA}) \rightarrow S_D = L \sim d(E_1, \dots, E_n), S_M = S_Q = \text{skip} \\ \Gamma(L, E_1, \dots, E_n) = (_, \text{MODEL}) \rightarrow S_M = L \sim d(E_1, \dots, E_n), S_D = S_Q = \text{skip} \\ \Gamma(L, E_1, \dots, E_n) = (_, \text{GENQUANT}) \rightarrow S_Q = L \sim d(E_1, \dots, E_n), S_D = S_M = \text{skip} \end{array}}{L \sim d(E_1, \dots, E_n) \Downarrow_{\Gamma} (S_D, S_M, S_Q)}$$

(SHRED IF)

$$\frac{S_1 \Downarrow_{\Gamma} (S_{D_1}, S_{M_1}, S_{Q_1}) \quad S_2 \Downarrow_{\Gamma} (S_{D_2}, S_{M_2}, S_{Q_2})}{\text{if}(g) S_1 \text{ else } S_2 \Downarrow_{\Gamma} (\text{if}(g) S_{D_1} \text{ else } S_{D_2}), (\text{if}(g) S_{M_1} \text{ else } S_{M_2}), (\text{if}(g) S_{Q_1} \text{ else } S_{Q_2})}$$

(SHRED FOR)

$$\frac{S \Downarrow_{\Gamma} (S_D, S_M, S_Q)}{\text{for}(x \text{ in } g_1 : g_2) S \Downarrow_{\Gamma} (\text{for}(x \text{ in } g_1 : g_2) S_D), (\text{for}(x \text{ in } g_1 : g_2) S_M), (\text{for}(x \text{ in } g_1 : g_2) S_Q)}$$

The (SHRED IF) and (SHRED FOR) rules make sure to shred if and for statements so that they are separated into parts which can be computed independently at each of the three levels. Notice the usage of if and for guards is simplified, to avoid stating rules for when the guard(s) are of different levels (e.g. in $\text{if}(E) S_1 \text{ else } S_2$, if E is of level `MODEL`, the first bit of shredding must be `skip`, as we cannot access E).

These shredding rules follow very closely those given by Gorinova et al. [2019]. The main difference is that sample statements ($L \sim d(E_1, \dots, E_n)$) are allowed to be of `GENQUANT` and can be included in the last, generative slice of the program (see rule (SHRED SAMPLE)).

We provide proofs for the following key results in Appendix A: shredding produces *single-level statements* (Definition 16 and Lemma 4) and shredding is semantic preserving (Lemma 6).

Intuitively, a single-level statement of level ℓ is one that updates only variables of level ℓ .

DEFINITION 5 (SINGLE-LEVEL STATEMENT $\Gamma \vdash \ell(S)$).

We define single-level statements S of level ℓ with respect to Γ (written $\Gamma \vdash \ell(S)$), informally, to be statements which only contain writes to variables which are of level ℓ in Γ and which only contain **factor**(E) and $L \sim d(E_1, \dots, E_n)$ statements which type-check at level ℓ but not at any $\ell' < \ell$. For a precise definition, see Appendix A.

LEMMA 4 (SHREDDING PRODUCES SINGLE-LEVEL STATEMENTS).

$$\Gamma \vdash S \wedge S \Downarrow_{\Gamma} (S_D, S_M, S_Q) \implies \Gamma \vdash \text{DATA}(S_D) \wedge \Gamma \vdash \text{MODEL}(S_M) \wedge \Gamma \vdash \text{GENQUANT}(S_Q)$$

We prove a result about the effect of single-level statements on the store and weight of well-typed programs:

LEMMA 5 (PROPERTY OF SINGLE-LEVEL STATEMENTS).

Let $\Gamma_{\sigma}, \Gamma_x, S$ be *SlicStan* program, such that S is single-level statement of level ℓ , $\Gamma \vdash \ell(S)$. Then there exist unique functions f and ϕ , such that for any $\sigma, \mathbf{x} \models \Gamma_{\sigma}, \Gamma_x$:

$$\llbracket S \rrbracket(\sigma)(x) = f(\sigma_{\leq \ell}, \mathbf{x}_{\leq \ell}) \cup \sigma_{> \ell}, \quad \phi(\sigma_{\leq \ell})(\mathbf{x}_{\leq \ell}),$$

where we write $\sigma_{\leq \ell} = \{(x \mapsto V) \in \sigma \mid \Gamma_{\sigma}(x) = (_, \ell)\}$ and $\sigma_{> \ell} = \sigma \setminus \sigma_{\leq \ell}$.

LEMMA 6 (SEMANTIC PRESERVATION OF \Downarrow_{Γ}).

If $\Gamma \vdash S : \text{DATA}$ and $S \Downarrow_{\Gamma} (S_D, S_M, S_Q)$ then $\llbracket S \rrbracket = \llbracket S_D; S_M; S_Q \rrbracket$.

2.6 Density Factorisation

As an extension of [Gorinova et al. 2019], we show that shredding induces a natural factorization of the density implemented by the program: $p(\mathcal{D}, \theta, Q) = p(\theta, \mathcal{D})p(Q \mid \theta, \mathcal{D})$. This means that we

can separate the program into a deterministic preprocessing part, a part that uses a ‘heavy-weight’ inference algorithm, such as HMC, and a part that uses simple ancestral sampling.

THEOREM 1 (SHREDDING INDUCES A FACTORISATION OF THE DENSITY).

Suppose $\Gamma \vdash S : \text{DATA}$ and $S \Downarrow_{\Gamma} S_D, S_M, S_Q$ and $\Gamma = \Gamma_{\sigma} \cup \Gamma_{\mathcal{D}} \cup \Gamma_{\theta} \cup \Gamma_Q$. For all $\sigma, \mathcal{D}, \theta$, and Q : if $\sigma, \mathcal{D}, \theta, Q \models \Gamma_{\sigma}, \Gamma_{\mathcal{D}}, \Gamma_{\theta}, \Gamma_Q$, and $\llbracket S \rrbracket_p(\sigma)(\mathcal{D}, \theta, Q) \propto p(\mathcal{D}, \theta, Q)$ and $\tilde{W}(S_Q) = \text{dom}(\Gamma_Q)$ then:

- (1) $\llbracket S_M \rrbracket_p(\sigma_{\mathcal{D}})(\mathcal{D}, \theta, Q) \propto p(\theta, \mathcal{D})$
- (2) $\llbracket S_Q \rrbracket_p(\sigma_M)(\mathcal{D}, \theta, Q) = p(Q \mid \theta, \mathcal{D})$

where $\sigma_{\mathcal{D}} = \llbracket S_D \rrbracket_s(\sigma)(\mathcal{D}, \theta, Q)$ and $\sigma_M = \llbracket S_M \rrbracket_s(\sigma_{\mathcal{D}})(\mathcal{D}, \theta, Q)$ and $p(\mathcal{D}, \theta, Q) = p(\mathcal{D}, \theta)p(Q \mid \mathcal{D}, \theta)$.

PROOF. This follows by proving a more general result using induction on the structure of S , Lemma 6, Lemma 2 and Lemma 4. See Appendix A for full proof. \square

The given SlicStan program S defines a joint density $p(\mathcal{D}, \theta, Q)$. By shredding we obtain a **MODEL** block S_M that defines $p(\theta, \mathcal{D})$ and a **GENQUANT** block S_Q that defines $p(Q \mid \theta, \mathcal{D})$. Hence, inference in Stan using these blocks recovers the semantics $p(\mathcal{D}, \theta, Q)$ of the SlicStan program.

3 THEORY: CONDITIONAL INDEPENDENCE BY TYPING

This section presents the main theoretical contribution of the paper: an information flow type system for conditional independence. We present a type system and show that a well-typed program in that system is guaranteed to have certain conditional independencies in its density semantics.

Our aim is to optimise probabilistic programs by transforming abstract syntax trees or intermediate representations (as in the Stan compiler) that are close to abstract syntax. Hence, we seek a way to compute conditional dependencies by a type-based source analysis, rather than by explicitly constructing a separate factor graph.

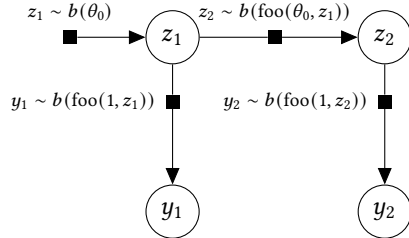
Given three disjoint sets of random variables (RVs) A , B and C , we say that A is *conditionally independent* of B given C , written $A \perp\!\!\!\perp B \mid C$, if and only if their densities factorise as $p(A, B \mid C) = p(A \mid C)p(B \mid C)$. Deriving conditional independencies in the presence of a graphical model (such as a factor graph) is straightforward, which is why some PPLs focus on building and performing inference on graphs (for example, Infer.NET [Minka et al. 2014]). However, building and manipulating a factor graph in generative PPLs (e.g. Gen [Cusumano-Towner et al. 2019], Pyro [Uber AI Labs 2017], Edward2 [Tran et al. 2018], PyMC3 [Patil et al. 2010]) or imperative density-based PPLs (SlicStan, Stan) is not straightforward. Dependencies between modelled variables might be separated by various deterministic transformations, making it harder to track the information flow, and – more importantly – more difficult to isolate parts of the model needed for transformations such as variable elimination. For example, consider Program A:

A. Simple Hidden Markov Model (HMM)

```

int<2> z1 ~ bern( $\theta_0$ );
real  $\theta_1$  = foo( $\theta_0$ , z1);
int<2> z2 ~ bern( $\theta_1$ );
real  $\phi_1$  = foo(1, z1);
real  $\phi_2$  = foo(1, z2);
int<2> y1 ~ bern( $\phi_1$ );
int<2> y2 ~ bern( $\phi_2$ );

```



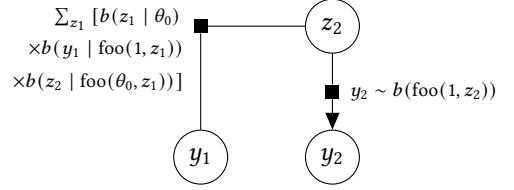
When looking at the factor graph, it is straightforward to see that z_1 and z_2 are *not* conditionally independent, and neither are z_1 and y_1 nor z_2 and y_2 , as there is a direct path between each of these

pairs [Frey 2002]. When looking at the program, however, we need to reason about the information flow through the deterministic variables θ_1 , ϕ_1 and ϕ_2 to reach the same conclusion.

Moreover, if we are to eliminate z_1 in the factor graph, using variable elimination (§§ 4.3), we would simply merge the factors directly connected to z_1 , sum over z_1 , and attach the new factors to all former neighbours of z_1 (in this case y_1 and z_2 , but not y_2). However, in the case of an imperative program, we need to isolate all the statements that depend on z_1 , and group them together without changing the meaning of the program beyond the elimination:

B. HMM with z_1 marginalised out

```
factor(sum([target(
  z1 ~ bern(theta_0); real theta_1 = foo(theta_0, z1);
  z2 ~ bern(theta_1); real phi_1 = foo(1, z1);
  y1 ~ bern(phi_1); ) | z in 1 : 2 ]));
real phi_2 = foo(1, z2);
int<2> y2 ~ bern(phi_2);
```



We need a way to analyse the information flow to determine conditional independencies between variables. In the example above, we can leave y_2 out of the elimination of z_1 , because z_1 and y_2 are conditionally independent given z_2 , written $z_1 \perp\!\!\!\perp y_2 \mid z_2$.

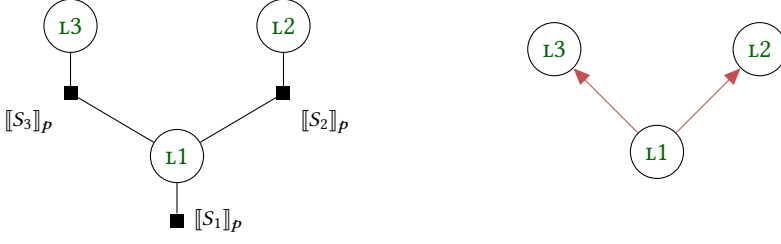
To analyse the information flow, we introduce a novel type system, which we write \vdash_2 , that works with a lower semi-lattice $(\{\mathbf{L1}, \mathbf{L2}, \mathbf{L3}\}, \leq)$ of levels, where $\mathbf{L1} \leq \mathbf{L2}$ and $\mathbf{L1} \leq \mathbf{L3}$ and $\mathbf{L2}$ and $\mathbf{L3}$ unrelated. (Recall that a lower semi-lattice is a partial order in which any two elements ℓ_1, ℓ_2 have a greatest lower bound $\ell_1 \sqcap \ell_2$ but may fail to have any upper bound.) A well-typed program induces a conditional independence relationship for the variables in the program: $\mathbf{L2}$ -RVs $\perp\!\!\!\perp$ $\mathbf{L3}$ -RVs \mid $\mathbf{L1}$ -RVs. This result allows us to eliminate $\mathbf{L2}$ -variables, while only considering $\mathbf{L1}$ -variables and knowing $\mathbf{L3}$ -variables are unaffected by the elimination. In the example above, we eliminate z_1 ($\mathbf{L2}$), only involving its neighbours y_1 and z_2 ($\mathbf{L1}$), and leaving y_2 ($\mathbf{L3}$) out of the elimination.

We can use a shredding relation almost identical to that of §§ 2.5 to slice the program in a semantics-preserving way, and isolate the sub-statements needed for elimination. Here, θ_1 and ϕ_1 must be of level $\mathbf{L2}$ for the program to be well-typed. Thus, all statements involving z_1 , θ_1 or ϕ_1 are of level $\mathbf{L2}$, and the shredding relation groups them together inside of the elimination loop for z_1 .

Figure 1 shows the relationship between the levels $\mathbf{L1}$, $\mathbf{L2}$, $\mathbf{L3}$ and the shredding relation. Information flows from $\mathbf{L1}$ to $\mathbf{L2}$ and $\mathbf{L3}$, but there is no flow of information between $\mathbf{L2}$ and $\mathbf{L3}$ (Figure 1b). A \vdash_2 -well-typed program S is sliced by \Uparrow_{Γ} into S_1 , S_2 and S_3 , where S_1 only mentions $\mathbf{L1}$ variables, S_2 only mentions $\mathbf{L1}$ and $\mathbf{L2}$ variables, and S_3 only mentions $\mathbf{L1}$ and $\mathbf{L3}$ variables. This can be understood as a new factor graph formulation of the original program S , where each of the substatements S_1, S_2, S_3 defines a factor connected to any involved variables (Figure 1a).

Our approach relies on determining the $\mathbf{L1}$, $\mathbf{L2}$, $\mathbf{L3}$ level types by type inference, as they are *not* intrinsic to the variables or program in any way, but are designed solely to guide the variable elimination process. These types would never be accessible by the probabilistic programming user.

In the rest of this section, we give the \vdash_2 type system (§§ 3.1), state a standard result of noninterference (Lemma 7, Lemma 8) and show that semantics is preserved when shredding \vdash_2 -well-typed programs (Lemma 10). We present the type system and transformation rules in a declarative style in this paper. The implementation relies on type inference, which we discuss in §§ 4.4. We derive a result about the way shredding factorises the density defined by the program (Theorem 2). Finally, we state and prove a conditional independence result (§§ 3.2, Theorem 3) and discuss the scope of our approach with examples (§§ 3.3).



(a) Factor graph of variables of different levels. (b) Information flow between levels.

Fig. 1. Intuition for the semi-lattice case where $L1 < L2$ and $L1 < L3$. In this case we get $L2 \perp\!\!\!\perp L3 \mid L1$.

3.1 The \vdash_2 Type System

We introduce a modified version of SlicStan's type system. Once again, types T range over pairs (τ, ℓ) of a base type τ , and a level type ℓ , but levels ℓ are one of $L1, L2$, or $L3$, which form a lower semi-lattice $(\{L1, L2, L3\}, \leq)$, where $L1 \leq L2$ and $L1 \leq L3$.

The type system is a standard information flow type system, very similar to the \vdash system introduced in §2.2. We mark the only non-standard rules, (SAMPLE2), (FACTOR2), and (SEQ2), which also differ from those of \vdash . (SAMPLE2) and (FACTOR2) both have the same effect as an assignment to an implicit weight variable that can be of any of the three levels. (SEQ2) is a less restrictive version of (SEQ) and exactly as in [Gorinova et al. 2019], and it makes sure the program can be sliced later.

Note also that the non-interference between $L2$ and $L3$ relies on the (PRIMCALL2) rule not being derivable when the least upper bound $\bigsqcup_{i=1}^n \ell_i$ does not exist.

Typing Rules for Expressions:

$\frac{(\text{ESUB2}) \quad \Gamma \vdash_2 E : (\tau, \ell) \quad \ell \leq \ell'}{\Gamma \vdash_2 E : (\tau, \ell')}$	$\frac{(\text{VAR2})}{\Gamma, x : T \vdash_2 x : T}$	$\frac{(\text{CONST2}) \quad \mathbf{ty}(c) = \tau}{\Gamma \vdash_2 c : (\tau, L1)}$	$\frac{(\text{ARR2}) \quad \Gamma \vdash_2 E_i : (\tau, \ell) \quad \forall i \in 1..n}{\Gamma \vdash_2 [E_1, \dots, E_n] : (\tau[n], \ell)}$
$\frac{(\text{ARREL2}) \quad \Gamma \vdash_2 E_1 : (\tau[n], \ell) \quad \Gamma \vdash_2 E_2 : (\mathbf{int}, \ell)}{\Gamma \vdash_2 E_1[E_2] : (\tau, \ell)}$	$\frac{(\text{PRIMCALL2}) (f : \tau_1, \dots, \tau_n \rightarrow \tau) \quad \Gamma \vdash_2 E_i : (\tau_i, \ell_i) \quad \forall i \in 1..n}{\Gamma \vdash_2 f(E_1, \dots, E_n) : (\tau, \bigsqcup_{i=1}^n \ell_i)}$		
$\frac{(\text{ARRCOMP2}) \quad \forall i = 1, 2. \Gamma \vdash_2 E_i : (\mathbf{int}, \ell) \quad \Gamma, x : (\mathbf{int}, \ell) \vdash E : (\tau, \ell) \quad x \notin \text{dom}(\Gamma)}{\Gamma \vdash_2 [E \mid x \mathbf{in} E_1 : E_2] : (\tau[n], \ell)}$		$\frac{(\text{TARGET2}) \quad \Gamma \vdash_2 S : \ell'' \quad \forall \ell' > \ell. R_{\Gamma \vdash \ell'}(S) = \emptyset}{\Gamma \vdash_2 \mathbf{target}(S) : (\mathbf{real}, \ell)}$	

Typing Rules for Statements:

$\frac{(\text{SSUB2}) \quad \Gamma \vdash_2 S : \ell' \quad \ell \leq \ell'}{\Gamma \vdash_2 S : \ell}$	$\frac{(\text{ASSIGN2}) \quad \Gamma(L) = (\tau, \ell) \quad \Gamma \vdash_2 E : (\tau, \ell)}{\Gamma \vdash_2 (L = E) : \ell}$
---	---

$\frac{(\text{SAMPLE2}) \quad \Gamma \vdash_2 \mathbf{factor}(D(L \mid E_1, \dots, E_n)) : \ell}{\Gamma \vdash_2 L \sim D_{\text{dist}}(E_1, \dots, E_n) : \ell}$

$\frac{(\text{FACTOR2}) \quad \Gamma \vdash_2 E : (\mathbf{real}, \ell)}{\Gamma \vdash_2 \mathbf{factor}(E) : \ell}$
--

$\frac{(\text{SEQ2}) \quad \Gamma \vdash_2 S_1 : \ell \quad \Gamma \vdash_2 S_2 : \ell \quad \mathcal{S}(S_1, S_2)}{\Gamma \vdash_2 (S_1; S_2) : \ell}$

$$\begin{array}{c}
\text{(IF2)} \\
\frac{\Gamma \vdash_2 E : (\mathbf{bool}, \ell) \quad \Gamma \vdash_2 S_1 : \ell \quad \Gamma \vdash_2 S_2 : \ell}{\Gamma \vdash_2 \mathbf{if}(E) S_1 \mathbf{else} S_2 : \ell} \\
\\
\text{(FOR2)} \\
\frac{\Gamma \vdash_2 E_1 : (\mathbf{int}, \ell) \quad \Gamma \vdash_2 E_2 : (\mathbf{int}, \ell) \quad \Gamma, x : (\mathbf{int}, \ell) \vdash_2 S : \ell \quad x \notin \text{dom}(\Gamma) \quad x \notin W(S)}{\Gamma \vdash_2 \mathbf{for}(x \mathbf{in} E_1 : E_2) S : \ell} \\
\\
\text{(SKIP2)} \\
\frac{}{\Gamma \vdash_2 \mathbf{skip} : \ell}
\end{array}$$

We state and prove a noninterference result for \vdash_2 , which follows similarly to the result for \vdash .

LEMMA 7 (NONINTERFERENCE OF \vdash_2). *Suppose $s_1 \models \Gamma$, $s_2 \models \Gamma$, and $s_1 \approx_\ell s_2$ for some ℓ . Then for a SlicStan statement S and expression E :*

- (1) *If $\Gamma \vdash_2 E : (\tau, \ell)$ and $(s_1, E) \Downarrow V_1$ and $(s_2, E) \Downarrow V_2$ then $V_1 = V_2$.*
- (2) *If $\Gamma \vdash_2 S : \ell$ and $(s_1, S) \Downarrow s'_1, w_1$ and $(s_2, S) \Downarrow s'_2, w_2$ then $s'_1 \approx_\ell s'_2$.*

PROOF. (1) follows by rule induction on the derivation $\Gamma \vdash_2 E : (\tau, \ell)$, and using that if $\Gamma \vdash_2 E : (\tau, \ell)$, $x \in R(E)$ and $\Gamma(x) = (\tau', \ell')$, then $\ell' \leq \ell$. (2) follows by rule induction on the derivation $\Gamma \vdash_2 S : \ell$ and using (1). \square

Once again we derive a more convenient form of the noninterference result. Because the level types **L2** and **L3** are not comparable in the order \leq , changes in the store at **L2** do not affect the store at **L3** and vice versa.

LEMMA 8 (NONINTERFERENCE OF \vdash_2 -WELL-TYPED PROGRAMS).

Let $\Gamma_\sigma, \Gamma_x, S$ be a SlicStan program, and $\Gamma \vdash_2 S : \mathbf{L1}$. There exist unique functions f, g and h , such that for all $\sigma \models \Gamma_\sigma, \mathbf{x} \models \Gamma_x$ and σ' such that $\llbracket S \rrbracket_s(\sigma)(\mathbf{x}) = \sigma'$:

$$\sigma'_{\mathbf{L1}} = f(\sigma_{\mathbf{L1}}, \mathbf{x}_{\mathbf{L1}}), \quad \sigma'_{\mathbf{L2}} = g(\sigma_{\mathbf{L1}}, \sigma_{\mathbf{L2}}, \mathbf{x}_{\mathbf{L1}}, \mathbf{x}_{\mathbf{L2}}), \quad \sigma'_{\mathbf{L3}} = h(\sigma_{\mathbf{L1}}, \sigma_{\mathbf{L3}}, \mathbf{x}_{\mathbf{L1}}, \mathbf{x}_{\mathbf{L3}})$$

PROOF. Follows from noninterference (Lemma 7). \square

Next, we extend the shredding relation from §§ 2.5, and the concept of single-level statements, to SlicStan programs that are well-typed with respect to \vdash_2 . This is done by simply treating **L1** as **DATA**, **L2** as **MODEL**, and **L3** as **GENQUANT** for the purpose of shredding. Thus, as before, shredding produces single-level statements, and shredding preserves semantics with respect to \vdash_2 -well-typed programs. We state and prove these results in *Appendix A*.

LEMMA 9 (SHREDDING PRODUCES SINGLE-LEVEL STATEMENTS, \vdash_2).

If $S \Downarrow_\Gamma S_1, S_2, S_3$ then $\Gamma \vdash \mathbf{L1}(S_1)$, $\Gamma \vdash \mathbf{L2}(S_2)$, and $\Gamma \vdash \mathbf{L3}(S_3)$.

LEMMA 10 (SEMANTIC PRESERVATION OF $\Downarrow_\Gamma, \vdash_2$).

If $\Gamma \vdash_2 S : \mathbf{L1}$ and $S \Downarrow_\Gamma S_1, S_2, S_3$ then $\llbracket S \rrbracket = \llbracket S_1; S_2; S_3 \rrbracket$.

We prove a result about the effect of single-level statements on the store and weight of \vdash_2 -well-typed programs.

LEMMA 11 (PROPERTY OF \vdash_2 SINGLE-LEVEL STATEMENTS).

Let $\Gamma_\sigma, \Gamma_x, S$ be a SlicStan program, and $\Gamma \vdash_2 S : \mathbf{L1}$, and S is single-level statement of level ℓ , $\Gamma \vdash_2 \ell(S)$. Then there exist unique functions f and ϕ , such that for any $\sigma, \mathbf{x} \models \Gamma_\sigma, \Gamma_x$:

- (1) *If $\ell = \mathbf{L1}$, then $\llbracket S \rrbracket(\sigma)(\mathbf{x}) = (f(\sigma_{\mathbf{L1}}, \mathbf{x}_{\mathbf{L1}}), \sigma_{\mathbf{L2}}, \sigma_{\mathbf{L3}}), \quad \phi(\sigma_{\mathbf{L1}})(\mathbf{x}_{\mathbf{L1}})$*
- (2) *If $\ell = \mathbf{L2}$, then $\llbracket S \rrbracket(\sigma)(\mathbf{x}) = (\sigma_{\mathbf{L1}}, f(\sigma_{\mathbf{L1}}, \sigma_{\mathbf{L2}}, \mathbf{x}_{\mathbf{L1}}, \mathbf{x}_{\mathbf{L2}}), \sigma_{\mathbf{L3}}), \quad \phi(\sigma_{\mathbf{L1}}, \sigma_{\mathbf{L2}})(\mathbf{x}_{\mathbf{L1}}, \mathbf{x}_{\mathbf{L2}})$*
- (3) *If $\ell = \mathbf{L3}$, then $\llbracket S \rrbracket(\sigma)(\mathbf{x}) = (\sigma_{\mathbf{L1}}, \sigma_{\mathbf{L2}}, f(\sigma_{\mathbf{L1}}, \sigma_{\mathbf{L3}}, \mathbf{x}_{\mathbf{L1}}, \mathbf{x}_{\mathbf{L3}})), \quad \phi(\sigma_{\mathbf{L1}}, \sigma_{\mathbf{L3}})(\mathbf{x}_{\mathbf{L1}}, \mathbf{x}_{\mathbf{L3}})$*

We give proofs for Lemma 9, 10, and 11 in Appendix A. These results allows us to derive the second key theorem of this paper, Theorem 2, which similarly to Theorem 1 gives us a result on the way shredding factorises the density defined by the program.

THEOREM 2 (SHREDDING INDUCES A FACTORISATION OF THE DENSITY (2)).

Suppose $\Gamma \vdash_2 S : \mathbf{L1}$ with $\Gamma = \Gamma_\sigma, \Gamma_{L1}, \Gamma_{L2}, \Gamma_{L3}$, $S \Downarrow_\Gamma S_1, S_2, S_3$. Then for $\sigma, \theta_1, \theta_2, \theta_3 \models \Gamma_\sigma, \Gamma_1, \Gamma_2, \Gamma_3$, and σ', σ'' such that $\llbracket S_1 \rrbracket(\sigma)(\theta_1, \theta_2, \theta_3) = \sigma'$, and $\llbracket S_2 \rrbracket(\sigma')(\theta_1, \theta_2, \theta_3) = \sigma''$ we have:

- (1) $\llbracket S_1 \rrbracket_p(\sigma)(\theta_1, \theta_2, \theta_3) = \phi_1(\theta_1)$
- (2) $\llbracket S_2 \rrbracket_p(\sigma')(\theta_1, \theta_2, \theta_3) = \phi_2(\theta_1, \theta_2)$
- (3) $\llbracket S_3 \rrbracket_p(\sigma'')(\theta_1, \theta_2, \theta_3) = \phi_3(\theta_1, \theta_3)$

PROOF. By applying Lemma 11 to each of S_1, S_2, S_3 , which are single-level statements (Lemma 9). \square

3.2 Conditional Independence Result for \vdash_2 -Well-Typed Programs

Theorem 3 states the key theoretical result of this paper: the typing in programs well-typed with respect to \vdash_2 corresponds to a conditional independence relationship. In our proofs, we use the factorisation characterisation of conditional independence stated by Definition 6. This is a well-known result in the literature (e.g. [Murphy 2012, Theorem 2.2.1]).

DEFINITION 6 (CHARACTERISATION OF CONDITIONAL INDEPENDENCE AS FACTORISATION).

For variables x, y, z and a density $p(x, y, z)$, x is conditionally independent of y given z with respect to p , written $x \perp\!\!\!\perp_p y \mid z$, if and only if $\exists \phi_1, \phi_2$ such that $p(x, y, z) = \phi_1(x, z)\phi_2(y, z)$.

An equivalent formulation is $p(x, y \mid z) = p(x \mid z)p(y \mid z)$.

We extend the notion of conditional independence to apply to a general function $\phi(x, y, z)$, using the notation $x \perp\!\!\!\perp_\phi y \mid z$ to mean $\exists \phi_1, \phi_2$ such that $\phi(x, y, z) = \phi_1(x, z)\phi_2(y, z)$.

THEOREM 3 (\vdash_2 -WELL-TYPED PROGRAMS INDUCE A CONDITIONAL INDEPENDENCE RELATIONSHIP).

For a *SlicStan* program Γ, S such that $\Gamma \vdash_2 S : \mathbf{L1}$, $\Gamma = \Gamma_\sigma, \Gamma_{L1}, \Gamma_{L2}, \Gamma_{L3}$, and for $\sigma, \theta_1, \theta_2, \theta_3 \models \Gamma_\sigma, \Gamma_{L1}, \Gamma_{L2}, \Gamma_{L3}$, we have $\theta_2 \perp\!\!\!\perp_\phi \theta_3 \mid \theta_1$.

When $\llbracket S \rrbracket_p(\sigma)(\theta_1, \theta_2, \theta_3) \propto p(\theta_1, \theta_2, \theta_3)$, we have $\theta_2 \perp\!\!\!\perp_p \theta_3 \mid \theta_1$.

PROOF. Let $\theta = \theta_1, \theta_2, \theta_3$, $S \Downarrow_\Gamma S_1, S_2, S_3$, and let σ' and σ'' be such that $\sigma' = \llbracket S_1 \rrbracket_s(\sigma)(\theta)$, and $\sigma'' = \llbracket S_2 \rrbracket_s(\sigma')(\theta)$. Then, by semantic preservation of shredding (10), we have

$$\begin{aligned} \llbracket S \rrbracket_p(\sigma)(\theta) &= \llbracket S_1; S_2; S_3 \rrbracket_p(\sigma)(\theta) && \text{by Lemma 10} \\ &= \llbracket S_1 \rrbracket_p(\sigma)(\theta) \times \llbracket S_2 \rrbracket_p(\sigma')(\theta) \times \llbracket S_3 \rrbracket_p(\sigma'')(\theta) && \text{by Lemma 2} \\ &= \phi_1(\theta_1) \times \phi_2(\theta_1, \theta_2) \times \phi_3(\theta_1, \theta_3) && \text{by Theorem 2} \\ &= \phi'(\theta_1, \theta_2) \times \phi_3(\theta_1, \theta_3) \end{aligned}$$

for some ϕ_1, ϕ_2 , and $\phi_3, \phi'(\theta_1, \theta_2) = \phi_1(\theta_1) \times \phi_2(\theta_1, \theta_2)$. Thus $\theta_2 \perp\!\!\!\perp_\phi \theta_3 \mid \theta_1$ by definition of $\perp\!\!\!\perp_\phi$.

Suppose $\phi(\theta_1, \theta_2, \theta_3) \propto p(\theta_1, \theta_2, \theta_3)$. Then $p(\theta_1, \theta_2, \theta_3) = \phi(\theta_1, \theta_2, \theta_3) \times Z = \phi'(\theta_1, \theta_2) \times \phi_3(\theta_1, \theta_3) \times Z = \phi'(\theta_1, \theta_2) \times \phi''(\theta_1, \theta_3)$, where Z is a constant and $\phi''(\theta_1, \theta_3) = \phi_3(\theta_1, \theta_3) \times Z$. Therefore, $\theta_2 \perp\!\!\!\perp_p \theta_3 \mid \theta_1$. \square

3.3 Scope of the Conditional Independence Result

We have shown that \vdash_2 -well-typed programs exhibit a conditional independence relationship in their density semantics. However, it is *not* the case that every conditional independence relationship can be derived from the type system. In particular, we can only derive results of the form

$\theta_2 \perp\!\!\!\perp \theta_3 \mid \theta_1$, where $\theta_1, \theta_2, \theta_3$ is a partitioning of $\theta \models \Gamma_x$ for a SlicStan program $\Gamma_\sigma, \Gamma_x, S$. That is, the relationship includes *all* parameters in the program.

We discuss the scope of our approach using an example and show a situation where trying to derive a conditional independence result that *does not* hold results in a failure to type check.

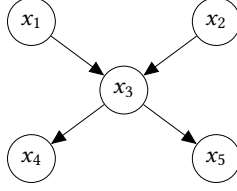
3.3.1 Example of \vdash_2 -well-typed program \rightarrow conditional independence.

Consider the following SlicStan program (left), its directed graphical model (middle) and the conditional independence (CI) relationships that hold for that model (right).

C. Simple ‘cross’ model

real $x_1 \sim \text{normal}(\theta, 1)$
real $x_2 \sim \text{normal}(\theta, 1)$
real $x_3 \sim \text{normal}(x_1+x_2, 1)$
real $x_4 \sim \text{normal}(x_3, 1)$
real $x_5 \sim \text{normal}(x_3, 1)$

Graphical model:



CI relationships:

$x_1 \perp\!\!\!\perp x_2$
 $x_1 \perp\!\!\!\perp x_4 \mid \{x_3\} \cup A, \forall A \subseteq \{x_2, x_5\}$
 $x_1 \perp\!\!\!\perp x_5 \mid \{x_3\} \cup A, \forall A \subseteq \{x_2, x_4\}$
 $x_2 \perp\!\!\!\perp x_4 \mid \{x_3\} \cup A, \forall A \subseteq \{x_1, x_5\}$
 $x_2 \perp\!\!\!\perp x_5 \mid \{x_3\} \cup A, \forall A \subseteq \{x_1, x_4\}$
 $x_4 \perp\!\!\!\perp x_5 \mid \{x_3\} \cup A, \forall A \subseteq \{x_1, x_2\}$

Out of the many relationships above, we can derive *all* relationships that involve *all* the variables. That is, we can use our type system to derive all conditional independence relationships that hold and are of the form $A \perp\!\!\!\perp B \mid C$, where A, B, C is some partitioning of $\{x_1, \dots, x_5\}$. However, note the following properties of conditional independence:

$$A \perp\!\!\!\perp B \mid C \iff B \perp\!\!\!\perp A \mid C \quad \text{and} \quad A \perp\!\!\!\perp B_1, B_2 \mid C \iff A \perp\!\!\!\perp B_1 \mid C \text{ and } A \perp\!\!\!\perp B_2 \mid C$$

Some of the relationships above can be combined and written in other ways, e.g. $x_1 \perp\!\!\!\perp x_4 \mid x_2, x_3$ and $x_1 \perp\!\!\!\perp x_5 \mid x_2, x_3$ can be written as a single relationship $x_1 \perp\!\!\!\perp x_4, x_5 \mid x_2, x_3$, thus expressing them as a single relationship that includes all variables in the program.

Exploring different mappings between the parameters x_1, \dots, x_5 and the type levels **L1**, **L2**, **L3**, for which the above program typechecks, we can derive *all* CI relationship that hold for this model, except for one: $x_1 \perp\!\!\!\perp x_2$, which we cannot derive with our approach.

3.3.2 Conditional independence relationship does not hold \rightarrow type error.

Suppose we try to derive the result $x_1 \perp\!\!\!\perp x_2 \mid x_3, x_4, x_5$. This *does not hold* for Program C. By Theorem 3, we have that a program being \vdash_2 -well-typed implies that **L2** $\perp\!\!\!\perp$ **L3** \mid **L1**. So, we can derive $x_1 \perp\!\!\!\perp x_2 \mid x_3, x_4, x_5$ using Theorem 3 if we show that $\Gamma \vdash_2 S : \mathbf{L1}$, for $\Gamma = \{x_1 : \mathbf{L2}, x_2 : \mathbf{L3}, x_3 : \mathbf{L1}, x_4 : \mathbf{L1}, x_5 : \mathbf{L1}\}$ and S being Program C.

To typecheck, we need to typecheck $x_3 \sim \text{normal}(x_1 + x_2, 1)$ at some level ℓ , thus by (SAMPLE2) and (PRIMCALL2), x_1, x_2 and x_3 need to typecheck at that level ℓ . The types of x_1, x_2 and x_3 are **L2**, **L3** and **L1** respectively, so using (ESUB2), it must be the case that **L2** $\leq \ell$, and **L3** $\leq \ell$, and **L1** $\leq \ell$.

However, no such level exists in our lower semi-lattice, as **L2** and **L3** have no upper bound. Therefore, typechecking fails and we cannot derive $x_1 \perp\!\!\!\perp x_2 \mid x_3, x_4, x_5$.

4 APPLICATION: DISCRETE PARAMETERS SUPPORT THROUGH A SEMANTIC-PRESERVING TRANSFORMATION

This section presents the main practical contribution of our work: a semantic-preserving procedure for transforming a probabilistic program to enable combined inference of discrete and continuous model parameters, which we have implemented for SlicStan. The procedure corresponds to variable elimination (VE) for discrete parameters implemented in the probabilistic program itself, which can be combined with gradient-based methods, such as HMC, to perform inference on all parameters.

PPLs that have gradient-based methods in the core of their inference strategy do not in general support directly working with discrete parameters. Stan disallows discrete model parameters altogether, while Pyro [Uber AI Labs 2017] and Edward2 [Tran et al. 2018] throw a runtime error whenever discrete parameters are used within a gradient-based method. However, working with discrete parameters in these languages is still possible, albeit in an implicit way. In many cases, discrete parameters can be marginalised out manually, and then drawn conditionally on the continuous parameters. Stan’s user guide shows many examples of this approach [Stan Development Team 2019, Chapter 15]. Pyro provides an on-request marginalisation functionality, which automates this implicit treatment for plated factor graphs [Obermeyer et al. 2019].

The key idea of the workaround is to marginalise out the discrete parameters by hand, so that the resulting program corresponds to a density function that does not depend on any discrete parameters. That is, the user writes a program that computes $\sum_{\theta_d} p(\theta_d, \theta_c) = p(\theta_c)$, where the density semantics of the original program was $p(\theta_d, \theta_c)$ for discrete parameters θ_d and continuous parameters θ_c . This allows for continuous parameters of the program to be sampled with HMC, or other gradient-based inference algorithms, whereas that would have not been possible for the program with both discrete and continuous latent variables.

Because a SlicStan program computes a density directly, it is easy to modify it to marginalise a variable. For a SlicStan program Γ, S , with parameters $\mathbf{x} \models \Gamma_{\mathbf{x}}$, and a discrete parameter z of type $\text{int}\langle K \rangle$, the program `elim(int⟨K⟩z) S` \triangleq `factor(sum([target(S) | z in 1 : K])` marginalises z :

$$\llbracket \text{factor}(\text{sum}([\text{target}(S) \mid z \text{ in } 1 : K]) \rrbracket_p(\sigma)(\mathbf{x}) = \sum_{z=1}^K \llbracket S \rrbracket_p(\sigma)(\mathbf{x}) \propto \sum_{z=1}^K p(\mathbf{x}) = p(\mathbf{x} \setminus \{z\})$$

In other words, we can easily marginalise out all discrete variables in a probabilistic program, by encapsulating the entire program in nested loops (nested array comprehension expressions in our examples). However, this approach becomes infeasible for more than a few variables. Variable elimination [Koller and Friedman 2009; Zhang and Poole 1994] exploits the structure of a model to do as little work as possible. Consider the HMM snippet (Program D) with three discrete (binary) hidden states z_1, z_2 and z_3 , and observed outcomes y_1, y_2 and y_3 .

D. A Hidden Markov Model (HMM)

```
...
int<2> z1 ~ bernoulli(theta[z1]);
int<2> z2 ~ bernoulli(theta[z2]);
int<2> z3 ~ bernoulli(theta[z3]);
data real y1 ~ normal(phi[z1], 1);
data real y2 ~ normal(phi[z2], 1);
data real y3 ~ normal(phi[z3], 1);
```

E. Inefficient marginalisation

```
...
factor(sum [target(
  factor(sum [target(
    factor(sum [target(
      z1 ~ bernoulli(theta[z1]);
      z2 ~ bernoulli(theta[z2]);
      z3 ~ bernoulli(theta[z3]);
      y1 ~ normal(phi[z1], 1);
      y2 ~ normal(phi[z2], 1);
      y3 ~ normal(phi[z3], 1);)
    | z1 in 1:2]);
  | z2 in 1:2]);
| z3 in 1:2]);
```

F. Efficient marginalisation

```
...
real[2] f1 = // new factor on z2
  [sum(target(
    z1 ~ bernoulli(theta[z1]);
    z2 ~ bernoulli(theta[z2]);
    y1 ~ normal(phi[z1], 1);)
  | z1 in 1:2])
| z2 in 1:2]

real[2] f2 = // new factor on z3
  [sum(target(
    factor(f1[z2]);
    y2 ~ normal(phi[z2], 1);
    z3 ~ bernoulli(theta[z3]);)
  | z2 in 1:2])
| z3 in 1:2]

factor(sum [target(
  factor(f2[z3]);
  y3 ~ normal(phi[z3], 1);)
| z3 in 1:2]);
```

Naively marginalising out the hidden states results in nested loops around the original program (Program E). In the general case of N hidden states, the resulting program is of complexity $O(2^N)$.

However, this is wasteful: expressions like $z_3 \sim \text{bernoulli}(\theta[z_2])$ do not depend on z_1 , and so do not need to be inside of the z_1 -elimination loop. Variable elimination (VE) avoids this problem by pre-computing some of the work. Program E implements VE for this model: when eliminating a variable, say z_1 , we pre-compute statements that involve z_1 for each possible value of z_1 and store the resulting density contributions in a new factor, f_1 . This new factor depends on the variables involved in those statements – the neighbours of z_1 – in this case that is solely z_2 . We then repeat the procedure for the other variables, re-using the already computed factors where possible.

In the special case of an HMM, and given a suitable elimination order, variable elimination recovers the celebrated forward algorithm, which has time complexity $O(N^2)$. Our goal is to automatically translate the source code of Program D to Program F, exploiting statically detectable independence properties in the model.

4.1 Goal

Our ultimate goal is to transform a program S with continuous parameters θ_c , discrete parameters θ_d , data \mathcal{D} and density semantics $\llbracket S \rrbracket_p(\sigma)(\theta_d, \theta_c, \mathcal{D}) \propto p(\theta_d, \theta_c \mid \mathcal{D})$, into two subprograms: S_{HMC} and S_{GEN} , such that:

- The density defined by S_{HMC} is the marginal $\propto p(\theta_c \mid \mathcal{D})$, with the discrete parameters θ_d marginalised out. This first statement, S_{HMC} , represents the marginalisation part of the program (see §§ 4.3) and allows for **Hamiltonian Monte Carlo** HMC sampling of θ_c , as it does not involve any discrete parameters.
- The density defined by S_{GEN} is the conditional $p(\theta_d \mid \theta_c, \mathcal{D})$. This second statement, S_{GEN} , represents the generative part of the program (§§ 4.5) and it encodes a way to draw θ_d generatively, without using HMC or another heavy-weight inference algorithm.

Similarly to the extended SlicStan slicing based on information-flow type inference, here we also want to transform and slice into sub-programs, each focusing on a subset of the parameters, and preserving the overall meaning:

$$\llbracket S \rrbracket_p \propto p(\theta_d, \theta_c \mid \mathcal{D}) = p(\theta_c \mid \mathcal{D}) \times p(\theta_d \mid \theta_c, \mathcal{D}) \propto \llbracket S_{\text{HMC}} \rrbracket_p \times \llbracket S_{\text{GEN}} \rrbracket_p = \llbracket S_{\text{HMC}}; S_{\text{GEN}} \rrbracket_p^6$$

Our approach performs a semantic-preserving transformation, guided by information-flow and type inference, which creates an efficient program-specific inference algorithm automatically, combining HMC with variable elimination.

4.2 Key Insight

The key practical insight of this work is to use an adaptation to SlicStan’s level types and its information flow type system to rearrange the program in a semantic preserving way, so that discrete parameters can be forward-sampled, instead of sampled using a heavy-weight inference algorithm. We achieve this by a program transformation for each of the discrete variables. Assuming we are applying the transformation with respect to the variable z , we use:

- The *top-level information flow type system* $\Gamma \vdash S : \text{DATA}$ from §§ 2.2, which involves the level types $\text{DATA} \leq \text{MODEL} \leq \text{GENQUANT}$. When we use \vdash in conjunction with shredding $S \Downarrow_{\Gamma} S_D, S_M, S_Q$ (§§ 2.5), we slice the statement S into a data part S_D , a non-generative part S_M and a generative part S_Q .
- The *conditional independence information flow type system*, $\Gamma \vdash_2 S : \text{L1}$ from § 3, which uses a lower semi-lattice of level types $\text{L1} \leq \text{L2}, \text{L1} \leq \text{L3}$. A \vdash_2 -well-typed program induced a conditional independence relationship: L2 -parameters are conditionally independent of L3 -parameters given L1 -parameters. When we use \vdash_2 in conjunction with shredding $S \Downarrow_{\Gamma} S_1, S_2, S_3$ (§§ 2.5), we isolate S_2 : a part of the program that does not interfere with S_3 . We can marginalise out L2 -parameters in that sub-statement only, keeping the rest of the program unchanged.
- The *discrete variable transformation relation* $\Gamma, S \xrightarrow{z} \Gamma', S'$ (defined in §§§ 4.6.2), which takes a SlicStan program Γ, S that has discrete model parameter z , and transforms it to a SlicStan program Γ', S' , where z is no longer a MODEL -level parameter but instead one of level GENQUANT . We define the relation in terms of \vdash and \vdash_2 as per the (ELIM GEN) rule.

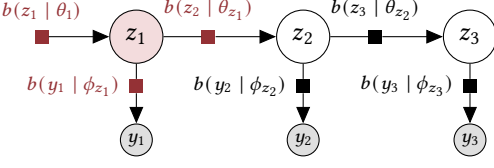
4.3 Variable Elimination

Variable elimination (VE) [Koller and Friedman 2009; Zhang and Poole 1994] is an exact inference algorithm often phrased in terms of factor graphs. It can be used to compute prior or posterior marginal distributions by eliminating, one by one, variables that are irrelevant to the distribution of interest. VE uses dynamic programming combined with a clever use of the distributive law of multiplication over addition to efficiently compute a nested sum of a product of expressions.

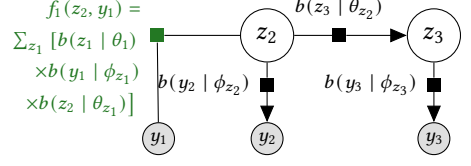
We already saw an example of variable elimination in § 3 (Program A and B). The idea is to eliminate (marginalise out) variables one by one. To eliminate a variable z , we multiply all of the factors connected to z to form a single expression, then sum over all possible values for z to create a new factor, remove z from the graph, and finally connect the new factor to all former neighbours⁷ of z . Recall Program D, where we have latent variables z_1, z_2, z_3 and observed data $y = y_1, y_2, y_3$. Figure 2 shows the VE algorithm step-by-step applied to this program. We eliminate

⁶This expression is simplified for readability.

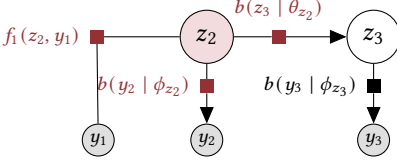
⁷‘Neighbours’ refers to the variables which are connected to a factor which connects to z .



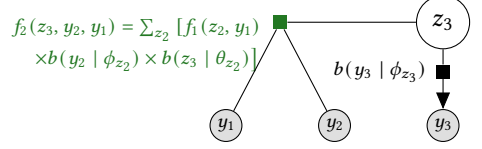
(a) To eliminate z_1 , we remove z_1 and all its neighbouring factors (in red). Create a new factor f_1 , by summing out z_1 from the product of these factors.



(b) Connect f_1 (in green) to the former neighbours of z_1 . The remaining factor graph defines the marginal $p(z_2, z_3 | y)$.



(c) To eliminate z_2 , we remove z_2 and all its neighbouring factors (in red). Create a new factor f_2 , by summing out z_2 from the product of these factors.



(d) Connect f_2 (in green) to the former neighbours of z_2 . The remaining factor graph defines the marginal $p(z_3 | y)$.

Fig. 2. Step by step example of variable elimination.

z_1 to get the marginal on z_2 and z_3 (2a and 2b), then eliminate z_2 to get the marginal on z_3 (2c and 2d).

4.4 Conditional Independence Relationships and Inferring the Markov Blanket

The key property we are looking for, in order to be able to marginalise out a variable independently of another, is conditional independence given neighbouring variables. If we shred a \vdash_2 -well-typed program into S_1, S_2 and S_3 , and think of $\llbracket S_1 \rrbracket_p, \llbracket S_2 \rrbracket_p$ and $\llbracket S_3 \rrbracket_p$ as factors, it is easy to visualise the factor graph corresponding to the program: it is as in Figure 3a. Eliminating all x_{L2} variables, ends up only modifying the $\llbracket S_2 \rrbracket_p$ factor (Figure 3b).

When using VE to marginalise out a parameter z , we want to find the smallest set of other parameters A , such that $z \perp\!\!\!\perp B \mid A$, where B is the rest of the parameters. The set A is also called z 's *Markov blanket*. Once we know this set, we can ensure that we involve the smallest possible number of variables in z 's elimination, which is important to achieve a performant algorithm.

For example, when we eliminate z_1 in Program D, both z_2 and y_1 need to be involved, as z_1 shares a factor with them. By contrast, there is no need to include y_2, z_3, y_3 and the statements associated with them, as they are unaffected by z_1 , given z_2 . The variables y_1 and z_2 form z_1 's Markov blanket: given these variables, z_1 is conditionally independent of all other variables. That is, $z_1 \perp\!\!\!\perp z_3, y_2, y_3 \mid z_2, y_1$.

The type system we present in § 3 can tell us if the conditional independence relationship $x_{L2} \perp\!\!\!\perp x_{L3} \mid x_{L1}$ holds for a concrete partitioning of the program parameters $x = x_{L1}, x_{L2}, x_{L3}$. But to find the Markov blanket of a variable z we want to eliminate, we rely on type inference. We define a performance ordering between the level types $L3 < L1 < L2$, where our first preference is for variables to be of level $L3$, level $L1$ is our second preference, and $L2$ is our last resort. In our implementation, we use bidirectional type-checking [Pierce and Turner 2000] to synthesise hard constraints imposed by the type system, and resolve them, while optimising for the soft constraints given by the $<$ ordering. This maximises the number of variables that are conditionally



(a) A Γ_2 -well-typed program with parameters \mathbf{x} . (b) Eliminating \mathbf{x}_{L2} consists of modifying only $[[S_2]]_p$.

Fig. 3

independent of z given its blanket ($L3$) and minimises the number of variables forming the blanket ($L1$). Fixing z to be of $L2$ level, and $L2$ being the least preferred option, ensures that only z and variables deterministically dependent on z are of that level.

4.5 Sampling the Discrete Parameters

Variable elimination gives a way to efficiently marginalise out a variable z from a model defining density $p(\mathbf{x})$, to obtain a new density $p(\mathbf{x} \setminus \{z\})$. In the context of SlicStan, this means we have the tools to eliminate all discrete parameters θ_d , from a density $p(\mathcal{D}, \theta_c, \theta_d)$ on data \mathcal{D} , continuous parameters θ_c and discrete parameters θ_d . The resulting marginal $\sum_{\theta_d} p(\mathcal{D}, \theta_c, \theta_d) = p(\mathcal{D}, \theta_c)$ does not involve discrete parameters, and therefore we can use gradient-based methods to infer θ_c . However, the method so far does not give us a way to infer the discrete parameters θ_d .

To infer these, we observe that $p(\mathbf{x}) = p(\mathbf{x} \setminus \{z\})p(z \mid \mathbf{x} \setminus \{z\})$, which means that we can preserve the semantics of the original model (which defines $p(\mathbf{x})$), by finding an expression for the conditional $p(z \mid \mathbf{x} \setminus \{z\})$. If $\mathbf{x}_1, \mathbf{x}_2$ is a partitioning of $\mathbf{x} \setminus \{z\}$ such that $z \perp\!\!\!\perp \mathbf{x}_2 \mid \mathbf{x}_1$, then (from Definition 6) $p(\mathbf{x}) = \phi_1(z, \mathbf{x}_1)\phi_2(\mathbf{x}_1, \mathbf{x}_2)$ for some functions ϕ_1 and ϕ_2 . Thus, $p(z \mid \mathbf{x} \setminus \{z\}) = \phi_1(z, \mathbf{x}_1) \cdot (\phi_2(\mathbf{x}_1, \mathbf{x}_2) / p(\mathbf{x} \setminus \{z\})) \propto \phi_1(z, \mathbf{x}_1)$.

In the case when z is a discrete variable of finite support, we can calculate the conditional probability exactly: $p(z \mid \mathbf{x} \setminus \{z\}) = \frac{\phi_1(z, \mathbf{x}_1)}{\sum_z \phi_1(z, \mathbf{x}_1)}$. We can apply this calculation to the factorisation of a program $\Gamma \vdash S$ that is induced by shredding (Theorem 2). In that case, $\mathbf{x}_{L2}, \mathbf{x}_{L1}, [[S_2]]_p$ play the roles of z, \mathbf{x}_1 , and ϕ_1 , respectively. Consequently, we obtain a formula for drawing \mathbf{x}_{L2} conditional on the other parameters: $\mathbf{x}_{L2} \sim \text{categorical} \left(\left[\frac{[[S_2]]_p(\mathbf{x}_{L2}, \mathbf{x}_{L1})}{\sum_{\mathbf{x}_{L2}} [[S_2]]_p(\mathbf{x}_{L2}, \mathbf{x}_{L1})} \mid \mathbf{x}_{L2} \in \text{supp}(\mathbf{x}_{L2}) \right] \right)$.

4.6 A Semantics-Preserving Transformation Rule

We present a semantics-preserving transformation rule that re-writes a SlicStan program Γ, S with a discrete **MODEL**-level parameter z , to a SlicStan program, where z is a **GENQUANT**-level parameter. Combining the rule with the shredding presented in § 2 results in support for efficient inference (see §§§ 4.6.3 for discussion of limitations) of both discrete and continuous random variables, where continuous variables can be inferred using gradient-based methods, such as HMC or variational inference, while discrete variables are generated using ancestral sampling. In particular, the transformation allows for SlicStan programs with explicit use of discrete parameters to be translated to Stan.

4.6.1 The ϕ , *elim* and *gen* derived forms.

We introduce three derived forms that allow us to state the rule concisely.

Variable Elimination Derived Forms

$\text{elim}(\text{int}\langle K \rangle z) S \triangleq \text{factor}(\text{sum}(\text{[target}(S) \mid z \text{ in } 1 : K]))$	elimination statement
$\phi(\text{int}\langle K_1 \rangle z_1, \dots, \text{int}\langle K_N \rangle z_N) S$	ϕ -expression
$\triangleq [\dots \text{[target}(S) \mid z_1 \text{ in } 1 : K_1] \mid \dots \mid z_N \text{ in } 1 : K_N]$	

gen($\text{int}\langle K \rangle z$) $S \triangleq z \sim \text{categorical}(\text{[target}(S) \mid z \text{ in } 1 : K])$ generation statement

The elimination expression **elim**($\text{int}\langle K \rangle z$) S adds a new factor that is equivalent to marginalising z in S . In other words, $\llbracket \text{elim}(\text{int}\langle K \rangle z) S \rrbracket_p(\sigma)(\mathbf{x}) = \sum_{z=1}^K \llbracket S \rrbracket_p(\sigma)(\mathbf{x})$ (see Lemma 13). A ϕ -expression $\phi(\text{int}\langle K_1 \rangle z_1, \dots, \text{int}\langle K_N \rangle z_N)$ S simply computes the density of the statement S in a multidimensional array for all possible values of the variables z_1, \dots, z_N . In other words, $\llbracket (f = \phi(\text{int}\langle K_1 \rangle z_1, \dots, \text{int}\langle K_N \rangle z_N)) S \rrbracket_p(\sigma)(\mathbf{x})$ (Lemma 13). The ϕ -expression allows us to pre-compute all the work that we may need to do when marginalising other discrete variables, which results in efficient nesting. Finally, the generation expression computes the conditional of a variable z given the rest of the parameters, as in §§ 4.5 (see Lemma 14).

4.6.2 Eliminating a single variable z . The (ELIM GEN) rule below specifies a semantic-preserving transformation that takes a SlicStan program with a discrete **MODEL**-level parameter z , and transforms it to one where z is **GENQUANT**-level parameter. In practice, we apply this rule once per discrete **MODEL**-level parameter, which eliminates those parameters step-by-step, similarly to the variable elimination algorithm. And like VE, the ordering in which we eliminate those variables has impact on performance.

The elim-gen rule:

(ELIM GEN)

$$\frac{\Gamma(z) = (\text{int}\langle K \rangle, \text{MODEL}) \quad \Gamma_{\text{ne}} = \text{ne}(\Gamma, \Gamma_M, z) \quad S' = S_D; S'_M; S_Q \quad S'_M = S_1; f = \phi(\Gamma_{\text{ne}})\{\text{elim}(\text{int}\langle K \rangle z) S_2; \text{factor}(f[\text{dom}(\Gamma_{\text{ne}})]); S_3; \text{gen}(z) S_2; \text{store}(S_2)\}}{\Gamma \vdash S : \text{DATA} \quad S \Downarrow_{\Gamma} S_D, S_M, S_Q \quad \Gamma \xrightarrow{z} \Gamma_M \quad \Gamma_M \vdash_2 S_M : \text{L1} \quad S_M \Downarrow_{\Gamma_M} S_1, S_2, S_3 \quad \Gamma' \vdash S' : \text{DATA}} \Gamma, S \xrightarrow{z} \Gamma', S'$$

The (ELIM GEN) rule transforms a SlicStan program, with respect to a parameter z , by:

- (1) separating out S_M – the **MODEL**-level sub-part of S – using the top-level type system \vdash ;
- (2) separating out S_2 – the part of S_M that involves the discrete parameter z – using the conditional independence type system \vdash_2 ;
- (3) performing a single VE step by marginalising out z in S_2 ;
- (4) sampling z from the conditional probability specified by S_2 .

All other sub-statements of the program, S_D, S_1, S_3 and S_Q , stay the same during the transformation. By isolating S_2 and transforming only this part of the program, we make sure we do not introduce more work than necessary when performing variable elimination.

To efficiently marginalise out z , we want to find the *Markov blanket* of z given all **DATA** and continuous **MODEL** parameters. Thus we are looking for the relationship: $z \perp\!\!\!\perp \theta_{d2} \mid \mathcal{D}, \theta_c, \theta_{d1}$, where \mathcal{D} is the data, θ_c are the continuous **MODEL**-level parameters, θ_{d1} is a subset of the discrete **MODEL**-level parameters that is as small as possible (the Markov blanket), and θ_{d2} is the rest of the discrete **MODEL**-level parameters.

$\Gamma_M \vdash_2 S_2 : \text{L1}$ induces a conditional independence relationship of the form $\mathbf{x}_{L2} \perp\!\!\!\perp \mathbf{x}_{L3} \mid \mathbf{x}_{L1}$, where $\mathbf{x} \models \Gamma_{\mathbf{x}}$ (Theorem 3). To make sure we are working with a relationship of the form we are interested in, $z \perp\!\!\!\perp \theta_{d2} \mid \mathcal{D}, \theta_c, \theta_{d1}$, and that base types τ are the same between Γ and Γ_M , the relation $\Gamma \xrightarrow{z} \Gamma_M$ constrains the form of Γ_M based on Γ . (Definition 17). In particular, z is the only **L2** parameter in Γ_M and all **DATA** and continuous **MODEL**-level parameters of Γ are **L1** in Γ_M .

The neighbours of z , Γ_{ne} , are defined by the relation $\text{ne}(\Gamma, \Gamma', z)$ (Definition 7), which looks for non-data and non-continuous **L1**-variables in Γ_M .

DEFINITION 7 (NEIGHBOURS OF z , $\text{ne}(\Gamma, \Gamma', z)$). For a \vdash typing environment Γ , a \vdash_2 typing environment $\Gamma' = \Gamma'_\sigma, \Gamma'_x$ and a variable $z \in \text{dom}(\Gamma'_x)$, the neighbours of z are defined as:

$$\text{ne}(\Gamma, \Gamma', z) \triangleq \{x : (\tau, \ell) \in \Gamma'_x \mid \ell = \mathbf{L1} \text{ and } \Gamma(x) = (\mathbf{int}\langle K \rangle, \mathbf{MODEL}) \text{ for some } K\}$$

Finally, $\text{store}(S_2)$ (Definition 8) has the property $\llbracket \text{store}(S_2) \rrbracket_s = \llbracket S_2 \rrbracket_s$, but $\llbracket \text{store}(S_2) \rrbracket_p = 1$. This ensures that the transformation preserves both the density semantics and the store semantics of S .

DEFINITION 8. Given a statement S , we define the statement $\text{store}(S)$ by replacing all **factor**(E)- and $L \sim d(E_1, \dots, E_n)$ -substatements in S by **skip** (see Appendix A for the precise definition).

4.6.3 *Relating to variable elimination.* Assume \mathcal{D} , θ_d , and θ_c are the data, discrete model-level parameters, and continuous model-level parameters respectively. As S_2 is a single-level statement of level $\mathbf{L2}$, the density semantics of S_2 is of the form $\psi(\mathbf{x}_{\mathbf{L1}}, \mathbf{x}_{\mathbf{L2}}) = \psi(\mathcal{D}, \theta_c, \theta_{d,\mathbf{L1}}, z)$ (Lemma 11).

As **elim**($\mathbf{int}\langle K \rangle z$) $_$ binds the variable z and $\phi(\Gamma_{\text{ne}})\{_ \}$ binds the variables in $\text{dom}(\Gamma_{\text{ne}})$, the expression $\phi(\Gamma_{\text{ne}})\{\mathbf{elim}(\mathbf{int}\langle K \rangle z) S_2\}$ depends only on continuous parameters and data, and it contains no free mentions of any discrete variables. This means that the expression will be of level $\mathbf{L1}$ and shredded into S_1 during the marginalisation of any subsequent discrete variable z' . The substatement S_2 will always be some sub-statement of the original program (prior to any transformations), up to potentially several constant factors of the form **factor**($f[\text{dom}(\Gamma_{\text{ne}})]$).

This observation makes it easy to reason about how repeated application of the (ELIM GEN) transform changes the complexity of the program. If the complexity of a SlicStan program with N discrete parameters of support $1, \dots, K$, is $\mathcal{O}(S)$, then the complexity of a program where we naively marginalised out the discrete variables (Program E) will be $\mathcal{O}((S \times K)^N)$. In contrast, transforming with (ELIM GEN) gives us a program of complexity at most $\mathcal{O}(N \times (S \times K)^{M+1})$, where M is the largest number of direct neighbours in the factor graph induced by the program. Further, the complexity could be smaller depending on the elimination ordering of choice. This result is not surprising, as we conjecture that repeated application of (ELIM GEN) is equivalent to variable elimination (though we do not formally prove this equivalence), which is of the same complexity.

It is clear from this complexity observation VE is not always efficient. When the dependency graph is dense, M will be close to N , thus inference will be infeasible for large N . Fortunately, in many practical cases (such as those discussed in § 5), this graph is sparse ($M \ll N$) and our approach is suitable and efficient. We note that this is a general limitation of exact inference of discrete parameters, and it is not a limitation of our approach in particular.

4.7 Semantic Preservation of the Discrete Variable Transformation

The result we are interested in is the semantic preservation of the transformation rule \xrightarrow{z} .

THEOREM 4 (SEMANTIC PRESERVATION OF \xrightarrow{z}).

For SlicStan programs Γ, S and Γ', S' , and a discrete parameter $z: \Gamma, S \xrightarrow{z} \Gamma', S' \rightarrow \llbracket S \rrbracket = \llbracket S' \rrbracket$.

PROOF. Note that shredding preserves semantics with respect to both \vdash and \vdash_2 (Lemma 6 and 10), examine the meaning of derived forms (Lemma 13 and 14), note properties of single-level statements (Lemma 11), and apply the results on factorisation of shredding (Theorem 1) and conditional independence (Theorem 3). We present the full proof in Appendix A. \square

The practical usefulness of this result stems from the fact that it allows us to separate inference for discrete and continuous parameters. After applying the (ELIM GEN) transformation to each discrete **MODEL**-level parameter, we are left with a program that only has **GENQUANT**-level parameters (Lemma 15). We can then slice the program into S_{HMC} and S_{GEN} and infer continuous parameters by

using HMC (or other algorithms) on S_{HMC} and, next, draw the discrete parameters using ancestral sampling by running forward S_{GEN} . Theorem 4 tells us that this is a correct inference algorithm.

5 APPLICATIONS AND DISCUSSION

The transformation we introduce can be useful for variety of models, and it can be adapted to many PPLs to increase efficiency of inference and usability. Most notably, it can be used to extend PPLs, such as Stan, to allow for direct treatment of discrete variables, where previously that was not possible. When used in the context of a model with discrete parameters only, our approach corresponds to exact inference through VE. In the presence of discrete and continuous parameters, our transformation gives an analytical sub-solution for the discrete parameters in the model.

A limitation of our method is that, due to its density-based nature, it can only be applied to models of fixed size. It cannot, in its current form, support models where the number of random variables changes during inference, such as Dirichlet Processes. However, we note that this is not an unusual constraint adopted in Bayesian inference for efficiency. Another limitation is that discrete variables need to have finite (and fixed) support. For example, the method cannot be applied to transform a Poisson-distributed variable. In some but not all applications, truncating unbounded discrete parameters at a realistic upper bound would suffice to make the method applicable.

An advantage of our method is that it can be combined with any inference algorithm that requires a function proportional to the joint density of variables. This includes gradient-based algorithms, such as HMC and variational inference, but it can also be used with methods that allow for (e.g. unbounded) discrete variables, as an analytical sub-solution that can optimise inference.

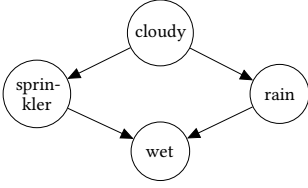
We discuss several applications to specific classes of models, and point at examples in Appendix B.

Models for teaching and education. Often, beginners are introduced to probabilistic modelling through simple, discrete variable examples, as they are more intuitive to reason about, and often have analytical solutions. Unfortunately, one cannot express such examples directly in PPLs that do not support discrete parameters. One well-known discrete variable example, often used in tutorials on probabilistic modelling, is the ‘Sprinkler’ example. It models the relationship between cloudy weather, whether it rains, whether the garden sprinkler is on, and the wetness of the grass. On the next page, we show a version of the sprinkler model written in SlicStan with discrete parameters (left) and the marginalisation part of its corresponding transformed version (right).

As cloudy \perp wet | sprinkler, rain, we do not need to include wet in the elimination of cloudy, and the new factor is computed for different values of only sprinkler and rain (lines 2–6). The rest of the variables are eliminated one-by-one, involving all remaining variables (lines 7–15).

The snippet of the SlicStan code generated by our transformation is an exact implementation of the variable elimination algorithm for this model. This not only facilitates a platform for learning probabilistic programming using standard introductory models, but it can also be a useful tool for learning concepts such as marginalisation, conditional independence, and exact inference methods.

Hidden Markov models. We showed examples of HMMs throughout the paper (Program A, Program D). §§ B.1 works through a longer example, applying the (ELIM GEN) rule step by step for each variable. Our method can be applied to HMMs generally, improving significantly the amount of manual effort that was previously required for such models with discrete parameters, for example in Stan [Damiano et al. 2018]. However, the algorithm does not currently support *arrays* of discrete parameters, but only individual discrete parameters. In the cases where the size of an array of discrete parameters is statically known, the (ELIM GEN) procedure can be applied to a program where such arrays have been ‘flattened’ into a collection of individual discrete variables. But to be applicable more widely, the (ELIM GEN) rule needs to be generalised based on array element level

Graphical model**SlicStan + discrete parameters support**

```

1 data real[2] p_rain, p_sprinkler;
2 data real[2][2] p_wet;
3 real p ~ beta(1, 1);
4 int<2> cloudy ~ bern(p);
5 int<2> sprinkler ~ bern(p_sprinkler[cloudy]);
6 int<2> rain ~ bern(p_rain[cloudy]);
7 int<2> wet ~ bern(p_wet[sprinkler][rain]);

```

SlicStan

```

1 ...
2 f1 =  $\phi$ (int<2> rain, int<2> sprinkler){
3   elim(int<2> cloudy){
4     cloudy ~ bern(p);
5     sprinkler ~ bern(p_sprinkler[cloudy]);
6     rain ~ bern(p_rain[cloudy]); }}
7 f2 =  $\phi$ (int<2> rain, int<2> wet){
8   elim(int<2> sprinkler){
9     factor(f1[rain, sprinkler]);
10    wet ~ bern(p_wet[sprinkler, rain]); }}
11 f3 =  $\phi$ (int<2> wet){ elim(int<2> rain){
12   factor(f2[rain, wet]); }}
13 f4 =  $\phi$ () { elim(int<2> wet){
14   factor(f3[wet]); }}
15 factor(f4); ...

```

dependence analysis, for example by incorporating ideas from the polyhedral model [Feautrier 1992]. As the array level dependence analysis that would be required in most practical use-cases is very straightforward, we believe this would be a useful and feasible applied extension of our work.

Mixture models. Another useful application of mixed discrete and continuous variable models is found in mixture models. We show one such example of soft k -means clustering, where each data point belongs to an (unknown) Gaussian cluster in §§ B.2.

Causal inference. The question of how to adapt PPLs to causal queries, has been recently gaining popularity. One way to express interventions and reason about causality, is to assume a discrete variable specifying the direction (or absence of) causal relationship, and specify different behaviour for each case using if statements [Winn 2012]. We show a simple causal inference example in §§ B.3.

6 RELATED WORK

This paper provides a type system that induces conditional independence relationships, and discusses one practical application of such type system: an automatic marginalisation procedure for discrete parameters of finite support.

Conditional independence. The theoretical aim of our paper is similar to that of Barthe et al. [2019], who discuss a program logic for reasoning about conditional independence. One advantage of our method is that the verification of conditional independence is automated by type inference, while it would rely on manual reasoning in the work of Barthe et al. [2019]. On the other hand, their approach can be applied to a wider variety of verification tasks. Amtoft and Banerjee [2020] show a correspondence between variable independence and correctly slicing a discrete-variables-only probabilistic program. The biggest difference to our work is that Amtoft and Banerjee [2020] work considers only conditional independence of variables given the observed data, while in our case we are able to find CI relationships given any variables we are interested in, and type inference constitutes of a straightforward algorithm for finding such relationships. On the other hand,

Amtoft and Banerjee [2020] work permits unbounded number of variables (e.g. `while` ($y > 0$) $y \sim \text{bernoulli}(0.2)$), while it is not clear how to extend SlicStan/Stan to support this.

Automatic marginalisation. The most closely related previous work, in terms of the automatic marginalisation procedure, is that of Obermeyer et al. [2019] and that of Murray et al. [2018]. Obermeyer et al. [2019] implement efficient variable-elimination for plated factor graphs in Pyro [Uber AI Labs 2017]. Their approach uses effect-handlers and can be implemented in other effect-handling based PPLs, such as Edward2 [Tran et al. 2018]. Murray et al. [2018] introduce a ‘delayed sampling’ procedure in Birch [Murray and Schön 2018], which optimises the program via partial analytical solutions to sub-programs. Their method corresponds to automatic variable elimination and, more generally, automatic Rao–Blackwellization. While we focus on discrete variable elimination only, our conditional independence type system can be directly used for more general analysis. The method from § 4 can be extended to marginalise out and sample continuous variables whenever they are part of an analytically-tractable sub-program, similarly to delayed sampling in Birch. One key difference of our approach is that the program re-writes are guided by the type system and happen at compile time, before inference is run. In contrast, both Pyro and Birch maintain a dynamic graph that guides the analysis at runtime.

Symbolic inference. Where a full analytical solution is possible, several probabilistic programming languages can derive it via symbolic manipulation, including Hakaru [Narayanan et al. 2016] and PSI [Gehr et al. 2016, 2020], while Dice [Holtzen et al. 2020] performs exact inference for models with discrete parameters only, by analysing the program structure. In contrast, we focus on re-writing the program, and decomposing it into parts to be used with fast and more general asymptotically exact or approximate inference algorithms, like HMC, variational inference or others.

Extending HMC to support discrete parameters. The idea of modifying HMC to handle discrete variables and discontinuities has been previously explored [Nishimura et al. 2017; Pakman and Paninski 2013; Zhang et al. 2012]. More recently, Zhou et al. [2019] introduce the probabilistic programming language LF-PPL, which is designed specifically to be used with the Discontinuous Hamiltonian Monte Carlo (DHMC) algorithm [Nishimura et al. 2017]. The algorithm, and their framework can also be extended to support discrete parameters. LF-PPL provides support for an HMC version that itself works with discontinuities. Our approach is to statically rewrite the program to match the constraints of Stan, vanilla HMC, and its several well-optimised extensions, such as NUTS [Hoffman and Gelman 2014].

Composable and programmable inference. Recent years have seen a growing number of techniques that allow for tailored-to-the-program compilation to an inference algorithm. For example, Gen [Cusumano-Towner et al. 2019] can statically analyse the model structure to compile to a more efficient inference strategy. In addition, languages like Gen and Turing [Ge et al. 2018] facilitate composable and programmable inference [Mansinghka et al. 2018], where the user is provided with inference building blocks to implement their own model-specific algorithm. Our method can be understood as an automatic composition between two inference algorithms: variable elimination and HMC or any other inference algorithm that can be used to sample continuous variables.

7 CONCLUSION

This paper introduces an information flow type system that can be used to check and infer conditional independence relationships in a probabilistic programs, through type checking and inference, respectively. We present a practical application of this type system: a semantics-preserving transformation that makes it possible to use, and to efficiently and automatically infer discrete

parameters in SlicStan, Stan, and other density-based probabilistic programming languages. The transformed program can be seen as a hybrid inference algorithm on the original program, where continuous parameters can be drawn using efficient gradient-based inference methods, like HMC, while the discrete parameters are drawn using variable elimination.

While the variable elimination transformation uses results on conditional independence of discrete parameters, our type system is not restricted to this usage. Conditional independence relationships can be of interest in many context in probabilistic modelling, including more general use of variable elimination, message-passing algorithms, Rao-Blackwellization, and factorising a program for a composed-inference approach. We believe conditional independence by typing can enable interesting future work that automates the implementation of such methods.

ACKNOWLEDGMENTS

Maria Gorinova was supported by the EPSRC Centre for Doctoral Training in Data Science, funded by the UK Engineering and Physical Sciences Research Council (grant EP/L016427/1) and the University of Edinburgh.

REFERENCES

- Martín Abadi, Anindya Banerjee, Nevin Heintze, and Jon G. Riecke. 1999. A Core Calculus of Dependency. In *POPL*. ACM, 147–160.
- Torben Amtoft and Anindya Banerjee. 2020. A Theory of Slicing for Imperative Probabilistic Programs. *ACM Transactions on Programming Languages and Systems (TOPLAS)* 42, 2 (2020), 1–71.
- Gilles Barthe, Justin Hsu, and Kevin Liao. 2019. A probabilistic separation logic. *Proceedings of the ACM on Programming Languages* 4, POPL (2019), 1–30.
- Michael Betancourt and Mark Girolami. 2015. Hamiltonian Monte Carlo for hierarchical models. *Current trends in Bayesian methodology with applications* 79 (2015), 30.
- Bob Carpenter, Andrew Gelman, Matthew Hoffman, Daniel Lee, Ben Goodrich, Michael Betancourt, Marcus Brubaker, Jiqiang Guo, Peter Li, and Allen Riddell. 2017. Stan: A Probabilistic Programming Language. *Journal of Statistical Software, Articles* 76, 1 (2017), 1–32. <https://doi.org/10.18637/jss.v076.i01>
- Marco F. Cusumano-Towner, Feras A. Saad, Alexander K. Lew, and Vikash K. Mansinghka. 2019. Gen: A General-Purpose Probabilistic Programming System with Programmable Inference. In *Proceedings of the 40th ACM SIGPLAN Conference on Programming Language Design and Implementation (Phoenix, AZ, USA) (PLDI 2019)*. Association for Computing Machinery, New York, NY, USA, 221–236. <https://doi.org/10.1145/3314221.3314642>
- Luis Damiano, Brian Peterson, and Michael Weylandt. 2018. A Tutorial on Hidden Markov Models using Stan. *StanCon* (2018). <https://doi.org/10.5281/zenodo.1284341>.
- Paul Feautrier. 1992. Some efficient solutions to the affine scheduling problem. Part II. Multidimensional time. *International journal of parallel programming* 21, 6 (1992), 389–420.
- Brendan J. Frey. 2002. Extending Factor Graphs so as to Unify Directed and Undirected Graphical Models. In *Proceedings of the Nineteenth Conference on Uncertainty in Artificial Intelligence (Acapulco, Mexico) (UAI'03)*. Morgan Kaufmann Publishers Inc., San Francisco, CA, USA, 257–264.
- Hong Ge, Kai Xu, and Zoubin Ghahramani. 2018. Turing: a language for flexible probabilistic inference. In *International Conference on Artificial Intelligence and Statistics (AISTATS)*. 1682–1690. <http://proceedings.mlr.press/v84/ge18b.html>
- Timon Gehr, Sasa Misailovic, and Martin Vechev. 2016. PSI: Exact symbolic inference for probabilistic programs. In *International Conference on Computer Aided Verification*. Springer, 62–83.
- Timon Gehr, Samuel Steffen, and Martin Vechev. 2020. λPSI: Exact inference for higher-order probabilistic programs. In *Proceedings of the 41st ACM SIGPLAN Conference on Programming Language Design and Implementation*. 883–897.
- Andrew Gelman, Daniel Lee, and Jiqiang Guo. 2015. Stan: A probabilistic programming language for Bayesian inference and optimization. *Journal of Educational and Behavioral Statistics* 40, 5 (2015), 530–543.
- Andrew D. Gordon, Claudio V. Russo, Marcin Szymczak, Johannes Borgström, Nicolas Rolland, Thore Graepel, and Daniel Tarlow. 2015. Probabilistic Programs as Spreadsheet Queries. In *ESOP (Lecture Notes in Computer Science, Vol. 9032)*. Springer, 1–25.
- Maria I Gorinova, Andrew D Gordon, and Charles Sutton. 2019. Probabilistic programming with densities in SlicStan: efficient, flexible, and deterministic. *Proceedings of the ACM on Programming Languages* 3, POPL (2019), 35.
- Andreas Griewank and Andrea Walther. 2008. *Evaluating derivatives: principles and techniques of algorithmic differentiation*. SIAM.

- Matthew D Hoffman and Andrew Gelman. 2014. The No-U-turn sampler: Adaptively setting path lengths in Hamiltonian Monte Carlo. *Journal of Machine Learning Research* 15, 1 (2014), 1593–1623.
- Steven Holtzen, Guy Van den Broeck, and Todd Millstein. 2020. Dice: Compiling Discrete Probabilistic Programs for Scalable Inference. *arXiv preprint arXiv:2005.09089* (2020).
- Daphne Koller and Nir Friedman. 2009. *Probabilistic graphical models: principles and techniques*. MIT press.
- Vikash K. Mansinghka, Ulrich Schaechtle, Shivam Handa, Alexey Radul, Yutian Chen, and Martin Rinard. 2018. Probabilistic Programming with Programmable Inference. In *Proceedings of the 39th ACM SIGPLAN Conference on Programming Language Design and Implementation* (Philadelphia, PA, USA) (*PLDI 2018*). ACM, New York, NY, USA, 603–616. <https://doi.org/10.1145/3192366.3192409>
- T. Minka, J.M. Winn, J.P. Guiver, S. Webster, Y. Zaykov, B. Yangel, A. Spengler, and J. Bronskill. 2014. Infer.NET 2.6. Microsoft Research Cambridge. <http://research.microsoft.com/infernet>.
- Kevin P Murphy. 2012. *Machine learning: a probabilistic perspective*. MIT press.
- Lawrence M. Murray, Daniel Lundén, Jan Kudlicka, David Broman, and Thomas B. Schön. 2018. Delayed Sampling and Automatic Rao-Blackwellization of Probabilistic Programs. *Proceedings of Machine Learning Research, Twenty-First International Conference on Artificial Intelligence and Statistics (AISTATS) 84* (2018), 1037–1046. <http://proceedings.mlr.press/v84/murray18a.html>
- Lawrence M Murray and Thomas B Schön. 2018. Automated learning with a probabilistic programming language: Birch. *Annual Reviews in Control* 46 (2018), 29–43.
- Praveen Narayanan, Jacques Carette, Wren Romano, Chung-chieh Shan, and Robert Zinkov. 2016. Probabilistic Inference by Program Transformation in Hakaru (System Description). In *Functional and Logic Programming*, Oleg Kiselyov and Andy King (Eds.). Springer International Publishing, Cham, 62–79.
- Radford M Neal et al. 2011. MCMC using Hamiltonian dynamics. *Handbook of Markov Chain Monte Carlo* 2, 11 (2011).
- Akihiko Nishimura, David Dunson, and Jianfeng Lu. 2017. Discontinuous Hamiltonian Monte Carlo for sampling discrete parameters. *arXiv preprint arXiv:1705.08510* (2017).
- Fritz Obermeyer, Eli Bingham, Martin Jankowiak, Justin Chiu, Neeraj Pradhan, Alexander Rush, and Noah Goodman. 2019. Tensor Variable Elimination for Plated Factor Graphs. *International Conference on Machine Learning* (2019).
- A Pakman and L Paninski. 2013. Auxiliary-variable exact Hamiltonian Monte Carlo samplers for binary distributions. *Advances in Neural Information Processing Systems* (2013).
- Anand Patil, David Huard, and Christopher J Fonnesebeck. 2010. PyMC: Bayesian stochastic modelling in Python. *Journal of statistical software* 35, 4 (2010), 1.
- Benjamin C Pierce and David N Turner. 2000. Local type inference. *ACM Transactions on Programming Languages and Systems (TOPLAS)* 22, 1 (2000), 1–44.
- Stan Development Team. 2019. Stan language reference manual. <http://mc-stan.org>.
- Dustin Tran, Matthew D. Hoffman, Srinivas Vasudevan, Christopher Suter, Dave Moore, Alexey Radul, Matthew Johnson, and Rif A. Saurous. 2018. Edward2: Simple, Distributed, Accelerated. (2018). https://github.com/tensorflow/probability/tree/master/tensorflow_probability/python/edward2 To appear in *Advances in Neural Information Processing Systems*.
- Uber AI Labs. 2017. Pyro: A deep probabilistic programming language. <http://pyro.ai/>.
- Dennis M. Volpano, Cynthia E. Irvine, and Geoffrey Smith. 1996. A Sound Type System for Secure Flow Analysis. *J. Comput. Secur.* 4, 2/3 (1996), 167–188.
- John Winn. 2012. Causality with gates. In *International Conference on Artificial Intelligence and Statistics (AISTATS)*. 1314–1322. <http://proceedings.mlr.press/v22/winn12.html>
- Frank Wood, Jan Willem van de Meent, and Vikash Mansinghka. 2014. A New Approach to Probabilistic Programming Inference. In *Proceedings of the 17th International conference on Artificial Intelligence and Statistics*. 1024–1032.
- Nevin Lianwen Zhang and David Poole. 1994. A simple approach to Bayesian network computations. In *Proceedings of the Biennial Conference-Canadian Society for Computational Studies of Intelligence*. Canadian Information Processing Society, 171–178.
- Yichuan Zhang, Zoubin Ghahramani, Amos J Storkey, and Charles A. Sutton. 2012. Continuous relaxations for discrete Hamiltonian Monte Carlo. In *Advances in Neural Information Processing Systems 25*, F. Pereira, C. J. C. Burges, L. Bottou, and K. Q. Weinberger (Eds.). Curran Associates, Inc., 3194–3202. <http://papers.nips.cc/paper/4652-continuous-relaxations-for-discrete-hamiltonian-monte-carlo.pdf>
- Yuan Zhou, Bradley J. Gram-Hansen, Tobias Kohn, Tom Rainforth, Hongseok Yang, and Frank Wood. 2019. LF-PPL: A Low-Level First Order Probabilistic Programming Language for Non-Differentiable Models. In *International Conference on Artificial Intelligence and Statistics (AISTATS)*. <http://proceedings.mlr.press/v89/zhou19b.html>

A DEFINITIONS AND PROOFS

A.1 Definitions

DEFINITION 9 (ASSIGNS-TO SET $W(S)$). $W(S)$ is the set that contains the names of global variables that have been assigned to within the statement S . It is defined recursively as follows:

$$\begin{aligned} W(x[E_1] \dots [E_n] = E) &= \{x\} & W(\mathbf{skip}) &= \emptyset \\ W(S_1; S_2) &= W(S_1) \cup W(S_2) & W(\mathbf{factor}(E)) &= \emptyset \\ W(\mathbf{if}(E) S_1 \mathbf{else} S_2) &= W(S_1) \cup W(S_2) & W(L \sim d(E_1, \dots, E_n)) &= \emptyset \\ W(\mathbf{for}(x \mathbf{in} E_1 : E_2) S) &= W(S) \setminus \{x\} \end{aligned}$$

DEFINITION 10 (READS SET $R(S)$). $R(S)$ is the set that contains the names of global variables that have been read within the statement S . It is defined recursively as follows:

$$\begin{aligned} R(x) &= \{x\} & R(S_1; S_2) &= R(S_1) \cup R(S_2) \\ R(c) &= \emptyset & R(\mathbf{if}(E) S_1 \mathbf{else} S_2) &= R(E) \cup R(S_1) \cup R(S_2) \\ R([E_1, \dots, E_n]) &= \bigcup_{i=1}^n R(E_i) & R(\mathbf{for}(x \mathbf{in} E_1 : E_2) S) &= R(E_1) \cup R(E_2) \cup R(S) \setminus \{x\} \\ R(E_1[E_2]) &= R(E_1) \cup R(E_2) & R(\mathbf{skip}) &= \emptyset \\ R(f(E_1, \dots, E_n)) &= \bigcup_{i=1}^n R(E_i) & R(\mathbf{factor}(E)) &= R(E) \\ R([E|x \mathbf{in} E_1 : E_2]) &= R(E) \cup R(E_1) \cup R(E_2) & R(L \sim d(E_1, \dots, E_n)) &= R(L) \cup R(E_1) \cup \dots \cup R(E_n) \\ R(\mathbf{target}(S)) &= R(S) \\ R(x[E_1] \dots [E_n] = E) &= \bigcup_{i=1}^n R(E_i) \cup R(E) \end{aligned}$$

DEFINITION 11 (SAMPLES-TO SET $\tilde{W}(S)$). $\tilde{W}(S)$ is the set that contains the names of global variables that have been sampled within the statement S . It is defined recursively as follows:

$$\begin{aligned} \tilde{W}(L = E) &= \emptyset & \tilde{W}(\mathbf{skip}) &= \emptyset \\ \tilde{W}(S_1; S_2) &= \tilde{W}(S_1) \cup \tilde{W}(S_2) & \tilde{W}(\mathbf{factor}(E)) &= \emptyset \\ \tilde{W}(\mathbf{if}(E) S_1 \mathbf{else} S_2) &= \tilde{W}(S_1) \cup \tilde{W}(S_2) & \tilde{W}(x[E_1] \dots [E_n] \sim d(E_1, \dots, E_n)) &= \{x\} \\ \tilde{W}(\mathbf{for}(x \mathbf{in} E_1 : E_2) S) &= \tilde{W}(S) \setminus \{x\} \end{aligned}$$

DEFINITION 12 (FREE VARIABLES $FV(S)$). $FV(S)$ is the set that contains the free variables that are used in a statement S . It is recursively defined as follows:

$$\begin{aligned} FV(x) &= \{x\} & FV(S_1; S_2) &= FV(S_1) \cup FV(S_2) \\ FV(c) &= \emptyset & FV(\mathbf{if}(E) S_1 \mathbf{else} S_2) &= FV(E) \cup FV(S_1) \cup FV(S_2) \\ FV([E_1, \dots, E_n]) &= \bigcup_{i=1}^n FV(E_i) & FV(\mathbf{for}(x \mathbf{in} E_1 : E_2) S) &= FV(E_1) \cup FV(E_2) \cup FV(S) \setminus \{x\} \\ FV(E_1[E_2]) &= FV(E_1) \cup FV(E_2) & FV(\mathbf{skip}) &= \emptyset \\ FV(f(E_1, \dots, E_n)) &= \bigcup_{i=1}^n FV(E_i) & FV(\mathbf{factor}(E)) &= FV(E) \\ FV([E|x \mathbf{in} E_1 : E_2]) &= FV(E) \cup FV(E_1) \cup FV(E_2) & FV(L \sim d(E_1, \dots, E_n)) &= FV(L) \cup FV(E_1) \cup \dots \cup FV(E_n) \\ FV(\mathbf{target}(S)) &= FV(S) \\ FV(x[E_1] \dots [E_n] = E) &= \bigcup_{i=1}^n FV(E_i) \cup FV(E) \end{aligned}$$

DEFINITION 13 ($R_{\Gamma+\ell}(S)$). $R_{\Gamma+\ell}(S)$ is the set that contains the names of global variables that have been read at level ℓ within the statement S . It is defined recursively as follows:

$$\begin{aligned} R_{\Gamma+\ell}(x[E_1] \dots [E_n] = E) &= \dots & R_{\Gamma+\ell}(\mathbf{for}(x \mathbf{in} E_1 : E_2) S) &= R_{\Gamma+\ell}(E_1) \cup R_{\Gamma+\ell}(E_2) \cup R_{\Gamma+\ell}(S) \setminus \{x\} \\ \begin{cases} \bigcup_{i=1}^n R(E_i) \cup R(E) & \text{if } \Gamma(x) = (_, \ell) \\ \emptyset & \text{else} \end{cases} & & R_{\Gamma+\ell}(\mathbf{skip}) &= \emptyset \\ R_{\Gamma+\ell}(S_1; S_2) &= R_{\Gamma+\ell}(S_1) \cup R_{\Gamma+\ell}(S_2) & R_{\Gamma+\ell}(\mathbf{factor}(E)) &= \dots \\ R_{\Gamma+\ell}(\mathbf{if}(E) S_1 \mathbf{else} S_2) &= R_{\Gamma+\ell}(E) \cup R_{\Gamma+\ell}(S_1) \cup R_{\Gamma+\ell}(S_2) & \begin{cases} R(E) & \text{if } \ell = \mathit{MODEL} \\ \emptyset & \text{else} \end{cases} & \end{aligned}$$

$$R_{\Gamma+\ell}(L \sim d(E_1, \dots, E_n)) = \dots \begin{cases} R(L \sim d(E_1, \dots, E_n)) & \text{if} \\ \ell = \bigvee \{\ell' \mid \exists x \in FV(L \sim d(E_1, \dots, E_n)). \\ \quad \exists \tau. \Gamma(x) = (\tau, \ell')\} & \\ \emptyset & \text{else} \end{cases}$$

DEFINITION 14 ($W_{\Gamma+\ell}(S)$). $W_{\Gamma+\ell}(S) \triangleq \{x \in W(S) \mid \Gamma(x) = (\tau, \ell) \text{ for some } \tau\}$

DEFINITION 15 ($\tilde{W}_{\Gamma+\ell}(S)$). $\tilde{W}_{\Gamma+\ell}(S) \triangleq \{x \in \tilde{W}(S) \mid \Gamma(x) = (\tau, \ell) \text{ for some } \tau\}$

DEFINITION 16 (SINGLE-LEVEL STATEMENT $\Gamma \vdash \ell(S)$).

We define single-level statements S of level ℓ with respect to Γ (written $\Gamma \vdash \ell(S)$), by induction:

Single Level Statements:

$\frac{\Gamma(x) = (_, \ell)}{\Gamma \vdash \ell(x[E_1] \cdots [E_n] = E)}$	$\frac{\Gamma \vdash \ell(S) \quad \Gamma \vdash \ell(S')}{\Gamma \vdash \ell(S; S')}$	$\frac{\Gamma, x : (\mathbf{int}, \ell) \vdash \ell(S)}{\Gamma \vdash \ell(\mathbf{for}(x \mathbf{in} E_1 : E_2)S)}$
$\frac{\Gamma \vdash \ell(S_1) \quad \Gamma \vdash \ell(S_2)}{\Gamma \vdash \ell(\mathbf{if}(E) S_1 \mathbf{else} S_2)}$	$\frac{}{\Gamma \vdash \ell(\mathbf{skip})}$	$\frac{}{\Gamma \vdash \mathbf{MODEL}(\mathbf{factor}(E))}$
$\frac{\Gamma \vdash L \sim d(E_1, \dots, E_n) : \ell \quad \forall \ell' < \ell. \Gamma \not\vdash L \sim d(E_1, \dots, E_n) : \ell'}{\Gamma \vdash \ell(L \sim d(E_1, \dots, E_n))}$		

DEFINITION 17 ($\Gamma \xrightarrow{z} \Gamma'$).

For a \vdash typing environment Γ and a \vdash_2 typing environment Γ' , a variable z and a statement S , we have:

$$\Gamma \xrightarrow{z} \Gamma' = \begin{cases} \Gamma(z) = (\tau, \mathbf{MODEL}) \text{ and } \Gamma'_{x, L2} = \{z : \tau, L2\} \text{ for some } \tau \\ x : (\tau, \ell) \in \Gamma \text{ such that } \ell \leq \mathbf{MODEL} \iff x : (\tau, \ell') \in \Gamma' \text{ for some } \ell' \in \{L1, L2, L3\} \\ x : (\tau, \mathbf{DATA}) \in \Gamma \rightarrow x : (\tau, L1) \in \Gamma' \\ x : (\tau, \mathbf{MODEL}) \in \Gamma_x \text{ and } \tau = \mathbf{real} \text{ or } \tau = \mathbf{real}[\dots] \rightarrow x : (\tau, L1) \in \Gamma' \end{cases}$$

DEFINITION 18. Given a statement S , we define the statement $\text{store}(S)$ by structural induction on S :

$$\begin{aligned} \text{store}(x[E_1] \dots [E_n] = E) &= x[E_1] \dots [E_n] = E \\ \text{store}(S_1; S_2) &= \text{store}(S_1); \text{store}(S_2) \\ \text{store}(\mathbf{if}(E) S_1 \mathbf{else} S_2) &= \mathbf{if}(E) \text{store}(S_1) \mathbf{else} \text{store}(S_2) \\ \text{store}(\mathbf{for}(x \mathbf{in} E_1 : E_2) S) &= \mathbf{for}(x \mathbf{in} E_1 : E_2) \text{store}(S) \\ \text{store}(\mathbf{skip}) &= \mathbf{skip} \\ \text{store}(\mathbf{factor}(E)) &= \mathbf{skip} \\ \text{store}(L \sim d(E_1, \dots, E_n)) &= \mathbf{skip} \end{aligned}$$

DEFINITION 19 (NEIGHBOURS OF z , $\text{ne}(\Gamma, \Gamma', z)$).

For a \vdash typing environment Γ , a \vdash_2 typing environment $\Gamma' = \Gamma'_\sigma, \Gamma'_x$ and a variable $z \in \text{dom}(\Gamma'_x)$, the neighbours of z are defined as:

$$\text{ne}(\Gamma, \Gamma', z) \triangleq \{x : (\tau, \ell) \in \Gamma'_x \mid \ell = L1 \text{ and } \Gamma(x) = (\mathbf{int}\langle K \rangle, \mathbf{MODEL}) \text{ for some } K\}$$

A.2 Proofs

RESTATEMENT OF LEMMA 4 (SHREDDING PRODUCES SINGLE-LEVEL STATEMENTS)

$$S \Downarrow_{\Gamma} (S_D, S_M, S_Q) \implies \Gamma \vdash \text{DATA}(S_D) \wedge \Gamma \vdash \text{MODEL}(S_M) \wedge \Gamma \vdash \text{GENQUANT}(S_Q)$$

PROOF. By rule induction on the derivation of $S \Downarrow_{\Gamma} S_D, S_M, S_Q$. \square

RESTATEMENT OF LEMMA 5 (PROPERTY OF SINGLE-LEVEL STATEMENTS)

Let $\Gamma_{\sigma}, \Gamma_x \vdash S$ be SlicStan program, such that S is single-level statement of level ℓ , $\Gamma \vdash \ell(S)$. Then there exist unique functions f and ϕ , such that for any $\sigma, \mathbf{x} \models \Gamma_{\sigma}, \Gamma_x$:

$$\llbracket S \rrbracket(\sigma)(\mathbf{x}) = f(\sigma_{\leq \ell}, \mathbf{x}_{\leq \ell}) \cup \sigma_{> \ell}, \quad \phi(\sigma_{\leq \ell})(\mathbf{x}_{\leq \ell}),$$

where we write $\sigma_{\leq \ell} = \{(x \mapsto V) \in \sigma \mid \Gamma_{\sigma}(x) = (_, \ell)\}$ and $\sigma_{> \ell} = \sigma \setminus \sigma_{\leq \ell}$.

PROOF. This property follows from noninterference (Lemma 1), if we understand factor and sample statements as assignments to a reserved weight variables of different levels. Let Γ, S be a SlicStan program and suppose we obtain S' by:

- Substituting every **factor**(E) statement with $w_{\ell} = w_{\ell} * E$, where $\Gamma(E) = \text{real}, \ell$ and $w_{\text{DATA}}, w_{\text{MODEL}}$ and w_{GENQUANT} are write-only, distinct and reserved variables in the program.
- Substituting every $L \sim d(E_1, \dots, E_n)$ statement with $w_{\ell} = w_{\ell} * d_{\text{pdf}}(L \mid E_1, \dots, E_n)$, where $\Gamma(d_{\text{pdf}}(L \mid E_1, \dots, E_n)) = \text{real}, \ell$.

Then for all $\sigma, \mathbf{x} \models \Gamma$, we have $\llbracket S \rrbracket_p(\sigma)(\mathbf{x}) = \prod_{\ell} \sigma'(w_{\ell})$, where $\sigma' = \llbracket S' \rrbracket_s(\sigma, \forall \ell. w_{\ell} \mapsto 1)(\mathbf{x})$. By non-interference (Lemma 1), for any level ℓ and store $\sigma_2 \approx_{\ell} \sigma$, if $\sigma'_2 = \llbracket S' \rrbracket_s(\sigma_2, \forall \ell. w_{\ell} \mapsto 1)(\mathbf{x})$, then $\sigma'_2 \approx_{\ell} \sigma'$. Thus $\sigma'_2(w_{\ell'}) = \sigma_2(w_{\ell'})$ for $\ell' \leq \ell$, and therefore, when S is a single-level statement of level ℓ , $\llbracket S' \rrbracket_s(\sigma, \forall \ell. w_{\ell} \mapsto 1)(\mathbf{x}) = f(\sigma_{\leq \ell}, \mathbf{x}_{\leq \ell}), \sigma_{> \ell}, w_{\leq \ell} \mapsto \phi(\sigma_{\leq \ell}, \mathbf{x}_{\leq \ell}), w_{> \ell} \mapsto 1$, for some functions f and ϕ . Finally, this gives us $\llbracket S \rrbracket_s(\sigma, \mathbf{x}) = (f(\sigma_{\leq \ell}, \mathbf{x}_{\leq \ell}), \sigma_{> \ell}), \llbracket S \rrbracket_p(\sigma, \mathbf{x}) = \phi(\sigma_{\leq \ell}, \mathbf{x}_{\leq \ell})$. \square

RESTATEMENT OF LEMMA 6 (SEMANTIC PRESERVATION OF \Downarrow_{Γ})

If $\Gamma \vdash S : \text{DATA}$ and $S \Downarrow_{\Gamma} (S_D, S_M, S_Q)$ then $\llbracket S \rrbracket = \llbracket S_D; S_M; S_Q \rrbracket$.

PROOF. Follows by adapting proof from [Gorinova et al. 2019]. \square

RESTATEMENT OF LEMMA 10 (SEMANTIC PRESERVATION OF $\Downarrow_{\Gamma} 2$)

If $\Gamma \vdash_2 S : \text{LI}$ and $S \Downarrow_{\Gamma} S_1, S_2, S_3$ then $\llbracket S \rrbracket = \llbracket S_1; S_2; S_3 \rrbracket$.

PROOF. Follows by adapting proof from [Gorinova et al. 2019]. \square

LEMMA 12. For a SlicStan expression E and a function $\phi(x, y) = V$, where V is a value such that $(\sigma, x, y), E \Downarrow V$ for every x and y and some σ , if $x \notin R(E)$, then:

$$\exists \phi' \text{ such that } \phi(x, y) = \phi'(y) \text{ for all } x, y$$

PROOF. By induction on the structure of E . \square

RESTATEMENT OF THEOREM 1 (SHREDDING INDUCES A FACTORISATION OF THE DENSITY).

Suppose $\Gamma \vdash S : \text{DATA}$ and $S \Downarrow_{\Gamma} S_D, S_M, S_Q$ and $\Gamma = \Gamma_{\sigma} \cup \Gamma_{\mathcal{D}} \cup \Gamma_{\theta} \cup \Gamma_Q$. For all $\sigma, \mathcal{D}, \theta$, and Q : if $\sigma, \mathcal{D}, \theta, Q \models \Gamma_{\sigma}, \Gamma_{\mathcal{D}}, \Gamma_{\theta}, \Gamma_Q$, and $\llbracket S \rrbracket_p(\sigma)(\mathcal{D}, \theta, Q) \propto p(\mathcal{D}, \theta, Q)$ and $\widetilde{W}(S_Q) = \text{dom}(\Gamma_Q)$ then:

- (1) $\llbracket S_M \rrbracket_p(\sigma_{\mathcal{D}})(\mathcal{D}, \theta, Q) \propto p(\theta, \mathcal{D})$
- (2) $\llbracket S_Q \rrbracket_p(\sigma_M)(\mathcal{D}, \theta, Q) = p(Q \mid \theta, \mathcal{D})$

where $\sigma_{\mathcal{D}} = \llbracket S_D \rrbracket_s(\sigma)(\mathcal{D}, \theta, Q)$ and $\sigma_M = \llbracket S_M \rrbracket_s(\sigma_{\mathcal{D}})(\mathcal{D}, \theta, Q)$.

PROOF. We prove this by establishing a more general result:

For $\sigma, \mathcal{D}, \theta, Q \models \Gamma_\sigma, \Gamma_{\mathcal{D}}, \Gamma_\theta, \Gamma_Q, A = \widetilde{W}(S_Q) \subseteq Q$ and some $B \subseteq Q \setminus A$, if $\llbracket S \rrbracket_p(\sigma)(\mathcal{D}, \theta, Q) \propto p(\mathcal{D}, \theta, A \mid B)$ then:

- (1) $\llbracket S_D \rrbracket_p(\sigma)(\mathcal{D}, \theta, Q) = 1$
- (2) $\llbracket S_M \rrbracket_p(\sigma_D)(\mathcal{D}, \theta, Q) = p(\theta, \mathcal{D})$
- (3) $\llbracket S_Q \rrbracket_p(\sigma_M)(\mathcal{D}, \theta, Q) = p(A \mid \theta, \mathcal{D}, B)$

Note that in the case where $\widetilde{W}(S_Q) = Q$, we have $A = Q$ and $B = \emptyset$, and the original statement of the theorem, $\llbracket S_Q \rrbracket_p(\sigma_M)(\mathcal{D}, \theta, Q) = p(Q \mid \theta, \mathcal{D})$, holds.

We prove the extended formulation above by induction on the structure of S and use of Lemma 2, Lemma 4 and Lemma 5, Lemma 6.

Take any $\sigma, \mathcal{D}, \theta, Q \models \Gamma_\sigma, \Gamma_{\mathcal{D}}, \Gamma_\theta, \Gamma_Q$ and let

$$\begin{aligned} \Phi(S, S_D, S_M, S_Q) &\triangleq \\ \Gamma \vdash S : \text{data} \wedge S \uparrow_\Gamma S_D, S_M, S_Q \wedge A = \widetilde{W}(S_Q) \\ &\implies \exists B \subseteq Q \setminus A. \forall \sigma_D, \sigma_M. (\\ &\quad \llbracket S \rrbracket_p(\sigma)(\mathcal{D}, \theta, Q) \propto p(\mathcal{D}, \theta, A \mid B) \wedge \llbracket S_D \rrbracket(\sigma)(\mathcal{D}, \theta, Q) = \sigma_D \wedge \llbracket S_M \rrbracket(\sigma_D)(\mathcal{D}, \theta, Q) = \sigma_M \\ &\quad \implies \llbracket S_D \rrbracket_p(\sigma)(\mathcal{D}) = 1 \\ &\quad \quad \wedge \llbracket S_M \rrbracket_p(\sigma_D)(\mathcal{D}, \theta) = p(\theta, \mathcal{D}) \\ &\quad \quad \wedge \exists B \subseteq Q \setminus \widetilde{W}(S_Q). \llbracket S_Q \rrbracket_p(\sigma_M)(\mathcal{D}, \theta, Q) = p(A \mid \theta, \mathcal{D}, B)) \end{aligned}$$

Take any Γ, S, S_D, S_M, S_Q such that $S \uparrow_\Gamma S_D, S_M, S_Q, A = \widetilde{W}(S_Q)$, and take any $\sigma, \mathcal{D}, \theta, Q \models \Gamma_\sigma, \Gamma_{\mathcal{D}}, \Gamma_\theta, \Gamma_Q$, an unnormalised density p and $B \subseteq Q \setminus A$, such that $\llbracket S \rrbracket_p(\sigma)(\mathcal{D}, \theta, Q) \propto p(\mathcal{D}, \theta, A \mid B)$. We prove by rule induction on the derivation of $S \uparrow_\Gamma S_D, S_M, S_Q$ that $\Phi(S, S_D, S_M, S_Q)$.

(SHRED SEQ) Let $S = S_1; S_2$ and $S_1 \uparrow_\Gamma S_{1D}, S_{1M}, S_{1Q}$ and $S_2 \uparrow_\Gamma S_{2D}, S_{2M}, S_{2Q}$. Thus $S \uparrow_\Gamma (S_{1D}; S_{2D}), (S_{1M}; S_{2M}), (S_{1Q}; S_{2Q})$. Assume $\Phi(S_1, S_{1D}, S_{1M}, S_{1Q})$ and $\Phi(S_2, S_{2D}, S_{2M}, S_{2Q})$.

Let:

- $A_1 = \widetilde{W}(S_{1Q})$ and $B_1 \subseteq Q \setminus A_1$ is such that $\llbracket S_{1Q} \rrbracket_p(\sigma_M)(\mathcal{D}, \theta, Q) = p_1(A_1 \mid \mathcal{D}, \theta, B_1)$.
- $\llbracket S_1 \rrbracket(\sigma)(\mathcal{D}, \theta, Q) = \sigma'$.
- $\llbracket S_1 \rrbracket_p(\sigma)(\mathcal{D}, \theta, Q) \propto p_1(\mathcal{D}, \theta, A_1 \mid B_1)$.
- $A_2 = \widetilde{W}(S_{2Q})$ and $B_2 \subseteq Q \setminus A_2$ is such that $\llbracket S_{2Q} \rrbracket_p(\sigma_M)(\mathcal{D}, \theta, Q) = p_2(A_2 \mid \mathcal{D}, \theta, B_2)$.
- $\llbracket S_2 \rrbracket_p(\sigma')(\mathcal{D}, \theta, Q) \propto p_2(\mathcal{D}, \theta, A_2 \mid B_2)$.

Thus, by Lemma 2, $\llbracket S \rrbracket_p = \llbracket S_1; S_2 \rrbracket_p = \llbracket S_1 \rrbracket_p \times \llbracket S_2 \rrbracket_p$, so $p(\mathcal{D}, \theta, A \mid B) \propto p_1(\mathcal{D}, \theta, A_1 \mid B_1) p_2(\mathcal{D}, \theta, A_2 \mid B_2)$.

For (1), we have $\forall \sigma \models \Gamma_\sigma. \llbracket S_{1D} \rrbracket_p(\sigma)(\mathcal{D}, \theta, Q) = \llbracket S_{2D} \rrbracket_p(\sigma)(\mathcal{D}, \theta, Q) = 1$. Thus, by Lemma 2, $\llbracket S_{1D}; S_{2D} \rrbracket_p = \llbracket S_{1D} \rrbracket_p \times \llbracket S_{2D} \rrbracket_p = 1$.

From $\Phi(S_1, S_{1D}, S_{1M}, S_{1Q})$ and $\Phi(S_2, S_{2D}, S_{2M}, S_{2Q})$ we also have:

- $\llbracket S_{1Q} \rrbracket_p(\sigma_M)(\mathcal{D}, \theta, Q) = p(A_1 \mid \theta, \mathcal{D}, B_1)$
- $\llbracket S_{2Q} \rrbracket_p(\sigma'_M)(\mathcal{D}, \theta, Q) = p(A_2 \mid \theta, \mathcal{D}, B_2)$

$$A = \widetilde{W}(S_Q) = \widetilde{W}(S_{1Q}; S_{2Q}) = \widetilde{W}(S_{1Q}) \cup \widetilde{W}(S_{2Q}) = A_1 \cup A_2$$

From S well typed, it must be the case that $A_1 \cap A_2 = \emptyset$. Thus, we write $A = A_1, A_2$.

We will prove that the property holds for $B = B_1 \cup B_2 \setminus A_1 \setminus A_2$.

By semantic preservation of \uparrow_Γ (Lemma 6), $\llbracket S_1 \rrbracket_p = \llbracket S_{1D}; S_{1M}; S_{1Q} \rrbracket_p = \llbracket S_{1D} \rrbracket_p \times \llbracket S_{1M} \rrbracket_p \times \llbracket S_{1Q} \rrbracket_p \propto 1 \times p_1(\theta, \mathcal{D}) \times p_1(A_1 \mid \theta, \mathcal{D}, B_1)$. Similarly, $\llbracket S_2 \rrbracket_p \propto 1 \times p_2(\theta, \mathcal{D}) \times p_2(A_2 \mid \theta, \mathcal{D}, B_2) = p_2(\theta, \mathcal{D}) p_2(A_2 \mid \theta, \mathcal{D}, A_1, B_1)$.

But $p(\theta, \mathcal{D}, A \mid B) \propto p_1(\theta, \mathcal{D}, A_1 \mid B_1) p_2(\theta, \mathcal{D}, A_2 \mid B_2)$, so:

$$p(\theta, \mathcal{D}, A \mid B) \propto p_1(\theta, \mathcal{D}) p_1(A_1 \mid \theta, \mathcal{D}, B_1) p_2(\theta, \mathcal{D}) p_2(A_2 \mid \theta, \mathcal{D}, A_1, B_1)$$

So,

$$\begin{aligned}
p(\theta, \mathcal{D}) &= \int p(\mathcal{D}, \theta, A \mid B)p(B)dAdB \\
&\propto \int p_1(\theta, \mathcal{D})p_1(A_1 \mid \theta, \mathcal{D}, B_1)p_2(\theta, \mathcal{D})p_2(A_2 \mid \theta, \mathcal{D}, A_1, B_1)p(B)dA_1dA_2dB \\
&\propto p_1(\theta, \mathcal{D})p_2(\theta, \mathcal{D}) \int p(B)p_1(A_1 \mid \theta, \mathcal{D}, B_1)p_2(A_2 \mid \theta, \mathcal{D}, A_1, B_1)dA_1dA_2dB \\
&= p_1(\theta, \mathcal{D})p_2(\theta, \mathcal{D}) \int p(B) \left(\int p_1(A_1 \mid \theta, \mathcal{D}, B_1) \left(\int p_2(A_2 \mid \theta, \mathcal{D}, A_1, B_1)dA_2 \right) dA_1 \right) dB \\
&= p_1(\theta, \mathcal{D})p_2(\theta, \mathcal{D}) \\
&\propto p_1(\theta, \mathcal{D})p_2(\theta, \mathcal{D})
\end{aligned}$$

$$\text{Thus } \llbracket S_M \rrbracket_p = \llbracket S_{1M}; S_{2M} \rrbracket_p \propto p_1(\theta, \mathcal{D})p_2(\theta, \mathcal{D}) \propto p(\theta, \mathcal{D})$$

Finally, for last property on S , we use the chain rule of probability, semantics property of sequencing, and the result from above to get:

$$\begin{aligned}
p(A \mid \mathcal{D}, \theta, B) &= \frac{p(\mathcal{D}, \theta, A \mid B)}{p(\mathcal{D}, \theta \mid B)} \\
&\propto \frac{p_1(\mathcal{D}, \theta)p_2(\mathcal{D}, \theta)p_1(A_1 \mid \mathcal{D}, \theta, B_1)p_2(A_2 \mid \mathcal{D}, \theta, B_2)}{p(\mathcal{D}, \theta)} \times \frac{p(B)}{p(B \mid \mathcal{D}, \theta)} \\
&\propto p_1(A_1 \mid \mathcal{D}, \theta, B_1)p_2(A_2 \mid \mathcal{D}, \theta, B_2) \\
&= \llbracket S_{1Q} \rrbracket_p \llbracket S_{2Q} \rrbracket_p = \llbracket S_Q \rrbracket_p
\end{aligned}$$

Thus:

$$p(A \mid \mathcal{D}, \theta, B) = \frac{p_1(A_1 \mid \mathcal{D}, \theta, B_1)p_2(A_2 \mid \mathcal{D}, \theta, B_2)}{Z}$$

Where:

$$\begin{aligned}
Z &= \int p_1(A_1 \mid \mathcal{D}, \theta, B_1)p_2(A_2 \mid \mathcal{D}, \theta, B_2)dA \\
&= \int p_1(A_1 \mid \mathcal{D}, \theta, B_1) \left(\int p_2(A_2 \mid \mathcal{D}, \theta, B_2)dA_2 \right) dA_1 \\
&= 1
\end{aligned}$$

So $Z = 1$, and $p(A \mid \mathcal{D}, \theta, B) = p_1(A_1 \mid \mathcal{D}, \theta, B_1)p_2(A_2 \mid \mathcal{D}, \theta, B_2) = \llbracket S_Q \rrbracket_p$.

Thus:

$$\begin{aligned}
- \llbracket S_D \rrbracket_p &= \llbracket S_{1D}; S_{2D} \rrbracket_p = 1 \\
- \llbracket S_M \rrbracket_p &= \llbracket S_{1M}; S_{2M} \rrbracket_p \propto p_1(\theta, \mathcal{D})p_2(\theta, \mathcal{D}) = p(\theta, \mathcal{D}) \\
- \llbracket S_Q \rrbracket_p &= \llbracket S_{1Q}; S_{2Q} \rrbracket_p = p_1(A_1 \mid \theta, \mathcal{D}, B_1)p_2(A_2 \mid \theta, \mathcal{D}, A_1, B_1) = p(A_1, A_2 \mid \theta, \mathcal{D}, B) \\
&\Phi((S_1; S_2), (S_{1D}; S_{2D}), (S_{1M}; S_{2M}), (S_{1Q}; S_{2Q})) \text{ from here.}
\end{aligned}$$

□

RESTATEMENT OF LEMMA 9 (SHREDDING PRODUCES SINGLE-LEVEL STATEMENTS 2)

$$S \Downarrow_{\Gamma} S_1, S_2, S_3 \implies \Gamma \vdash L1(S_1) \wedge \Gamma \vdash L2(S_2) \wedge \Gamma \vdash L3(S_3)$$

PROOF. By rule induction on the derivation of $S \Downarrow_{\Gamma} S_1, S_2, S_3$.

□

RESTATEMENT OF LEMMA 10 (SEMANTIC PRESERVATION OF $\Downarrow_{\Gamma}, \vdash_2$)

If $\Gamma \vdash_2 S : L1$ and $S \Downarrow_{\Gamma} S_1, S_2, S_3$ then $\llbracket S \rrbracket = \llbracket S_1; S_2; S_3 \rrbracket$.

PROOF. □

RESTATEMENT OF LEMMA 11 (PROPERTY OF SINGLE-LEVEL STATEMENTS 2)

Let $\Gamma_\sigma, \Gamma_x, S$ be a SlicStan program, and $\Gamma \vdash_2 S : L1$, and S is single-level statement of level ℓ , $\Gamma \vdash_2 \ell(S)$. Then there exist unique functions f and ϕ , such that for any $\sigma, \mathbf{x} \models \Gamma_\sigma, \Gamma_x$:

- (1) If $\ell = L1$, then $\llbracket S \rrbracket(\sigma)(\mathbf{x}) = (f(\sigma_{L1}, \mathbf{x}_{L1}), \sigma_{L2}, \sigma_{L3}), \quad \phi(\sigma_{L1})(\mathbf{x}_{L1})$
- (2) If $\ell = L2$, then $\llbracket S \rrbracket(\sigma)(\mathbf{x}) = (\sigma_{L1}, f(\sigma_{L1}, \sigma_{L2}, \mathbf{x}_{L1}, \mathbf{x}_{L2}), \sigma_{L3}), \quad \phi(\sigma_{L1}, \sigma_{L2})(\mathbf{x}_{L1}, \mathbf{x}_{L2})$
- (3) If $\ell = L3$, then $\llbracket S \rrbracket(\sigma)(\mathbf{x}) = (\sigma_{L1}, \sigma_{L2}, f(\sigma_{L1}, \sigma_{L3}, \mathbf{x}_{L1}, \mathbf{x}_{L3})), \quad \phi(\sigma_{L1}, \sigma_{L3})(\mathbf{x}_{L1}, \mathbf{x}_{L3})$

PROOF. By understanding factor and sample statements as assignment to a reserved weight variables of different levels (similarly to Lemma 5) and noninterference (Lemma 7). □

LEMMA 13. Let Γ, S be a SlicStan program, such that $\sigma, \mathbf{x} \models \Gamma$, $\llbracket S \rrbracket_s(\sigma)(\mathbf{x}) = \sigma'$ and $\llbracket S \rrbracket_p(\sigma)(\mathbf{x}) = \psi(\mathbf{x})$ for some function ψ . If $f \notin \text{dom}(\Gamma)$ is a fresh variable, $z, z_1, \dots, z_n \in \text{dom}(\Gamma_x)$ are discrete variables of base types $\mathbf{int}\langle K \rangle, \mathbf{int}\langle K_1 \rangle, \dots, \mathbf{int}\langle K_n \rangle$ respectively, and S' is a statement such that

$$S' = f = \phi(\mathbf{int}\langle K_1 \rangle z_1, \dots, \mathbf{int}\langle K_n \rangle z_n) \{ \mathbf{elim}(\mathbf{int}\langle K \rangle z) S \}; \quad \mathbf{factor}(f[z_1, \dots, z_n]);$$

then $\llbracket S' \rrbracket_s(\sigma)(\mathbf{x}) = \sigma''$ with $\sigma''[-f] = \sigma'$ and $\llbracket S' \rrbracket_p(\sigma)(\mathbf{x}) = \sum_{z=1}^K \psi(\mathbf{x})$.

PROOF. By examining the operational semantics of assignment, **factor**, and the derived forms **elim** and ϕ . □

LEMMA 14. Let Γ, S be a SlicStan program, such that $\sigma, \mathbf{x} \models \Gamma$, $\llbracket S \rrbracket_s(\sigma)(\mathbf{x}) = \sigma'$ and $\llbracket S \rrbracket_p(\sigma)(\mathbf{x}) = \psi(\mathbf{x})$ for some function ψ . If $z \in \text{dom}(\Gamma_x)$ is a discrete variable of base type $\mathbf{int}\langle K \rangle$, and S' is a statement such that

$$S' = \mathbf{gen}(z) S; \quad \text{store}(S);$$

then $\llbracket S' \rrbracket_s(\sigma)(\mathbf{x}) = \sigma'$, $\psi(\mathbf{x})$ is normalisable with respect to z with $\psi(\mathbf{x}) \propto p(z \mid \mathbf{x} \setminus \{z\})$, and $\llbracket S' \rrbracket_p(\sigma)(\mathbf{x}) = p(z \mid \mathbf{x} \setminus \{z\})$.

PROOF. By examining the operational semantics of \sim and **target**, and by induction on the structure of S to prove $\llbracket \text{store}(S) \rrbracket_s = \llbracket S \rrbracket_s$ and $\llbracket \text{store}(S) \rrbracket_p = 1$. □

Typing Rules for Derived Forms:

(ELIM)

$$\frac{\Gamma' \vdash S : \mathbf{DATA} \quad R_{\Gamma, \mathbf{GENQUANT}}(S) = \emptyset \quad \Gamma' = \Gamma[z \mapsto \mathbf{int}\langle K \rangle, \mathbf{MODEL}]}{\Gamma \vdash \mathbf{elim}(\mathbf{int}\langle K \rangle z) S : \mathbf{MODEL}}$$

(PHI)

$$\frac{\Gamma' \vdash S : \mathbf{DATA} \quad \forall \ell' > \ell. R_{\Gamma, \ell'}(S) = \emptyset \quad \Gamma' = \Gamma[z_1 \mapsto (\mathbf{int}\langle K_1 \rangle, \ell), \dots, z_N \mapsto (\mathbf{int}\langle K_N \rangle, \ell)]}{\Gamma \vdash \phi(\mathbf{int}\langle K_1 \rangle z_1, \dots, \mathbf{int}\langle K_N \rangle z_N) S : \mathbf{real}, \ell}$$

(GEN)

$$\frac{\Gamma(z) = (\mathbf{int}, \mathbf{GENQUANT}) \quad \Gamma \vdash S : \mathbf{DATA}}{\Gamma \vdash \mathbf{gen}(\mathbf{int}\langle K \rangle z) S : \mathbf{GENQUANT}}$$

LEMMA 15. For any SlicStan program Γ, S such that $\Gamma \vdash S : L1$, and a variable $z \in \text{dom}(\Gamma)$ such that $\Gamma(z) = (\mathbf{int}\langle K \rangle, \mathbf{MODEL})$, there exists a SlicStan program Γ', S' , such that,

$$\Gamma, S \xrightarrow{z} \Gamma', S' \quad \text{and} \quad \Gamma'(z) = (\mathbf{int}\langle K \rangle, \mathbf{GENQUANT})$$

PROOF. Take a SlicStan program Γ, S , a typing environment Γ_M , a variable z , and statements S_D, S_M and S_Q , such that:

$$\Gamma(z) = (\mathbf{int}\langle K \rangle, \mathbf{MODEL}) \quad \Gamma \vdash S : \mathbf{DATA} \quad \Gamma \xrightarrow{z} \Gamma_M \quad S \Downarrow_{\Gamma} S_D, S_M, S_Q \quad \Gamma_M \vdash_2 S_M : \mathbf{L1}$$

Take also statements S_1, S_2, S_3 , and S'_M , and a typing environment Γ_{ne} such that

$$S_M \Downarrow_{\Gamma_M} S_1, S_2, S_3 \quad \Gamma_{ne} = \text{ne}(\Gamma, \Gamma_M, z)$$

$$S'_M = S_1; f = \phi(\Gamma_{ne})\{\mathbf{elim}(\mathbf{int}\langle K \rangle z) S_2\}; \mathbf{factor}(f[\text{dom}(\Gamma_{ne})]); S_3; \mathbf{gen}(z)S_2; \text{store}(S_2)$$

Let Γ' is such that $\text{dom}(\Gamma') = \text{dom}(\Gamma) \cup \{f\}$ and for all $x : \tau, \ell \in \Gamma$:

$$\Gamma'(x) = \begin{cases} (\tau, \ell) & \text{if } \ell \neq \mathbf{MODEL} \\ (\tau, \ell) & \text{if } \ell = \mathbf{MODEL} \text{ and } \Gamma_M(x) \neq (\tau, \mathbf{L2}) \\ (\tau, \mathbf{GENQUANT}) & \text{if } \ell = \mathbf{MODEL} \text{ and } \Gamma_M(x) = (\tau, \mathbf{L2}) \end{cases}$$

By semantic preservation of shredding (Lemma 6, Lemma 10) and type preservation of the operational semantics ([Gorinova et al. 2019]), $\Gamma \vdash S_D; S_1; S_2; S_3; S_Q : \mathbf{DATA}$, and thus, by (SEQ), $\Gamma \vdash S_D : \mathbf{DATA}, \Gamma \vdash S_1 : \mathbf{DATA}, \dots, \Gamma \vdash S_Q : \mathbf{DATA}$.

By definition of Γ' , $\Gamma'_{\mathbf{DATA}} \subset \Gamma_{\mathbf{DATA}}$. S_D is single-level of level \mathbf{DATA} and $\Gamma \vdash S_D : \mathbf{DATA}$, so $\Gamma_{\mathbf{DATA}} \vdash S_D : \mathbf{DATA}$ and thus $\Gamma' \vdash S_D : \mathbf{DATA}$. Similarly, $\Gamma \vdash S_1 : \mathcal{D}$ and $\Gamma \vdash S_3 : \mathcal{D}$.

$\Gamma \vdash S_2 : \mathbf{DATA}$, so using (PHI), (ELIM) and (FACTOR), and noting that by definition $\text{dom}(\Gamma_{ne}) \subset \text{dom}(\Gamma_{M, \mathbf{L1}})$, so $\Gamma_{ne} \subset \Gamma$, we can derive:

$$\Gamma' \vdash f = \phi(\Gamma_{ne})\{\mathbf{elim}(\mathbf{int}\langle K \rangle z) S_2\}; \mathbf{factor}(f[\text{dom}(\Gamma_{ne})]) : \mathbf{DATA}$$

By $\Gamma \vdash S_2 : \mathbf{DATA}$ and the definition of Γ' , and using (GEN) and definition of store, we also derive:

$$\Gamma' \vdash \mathbf{gen}(z) S_2; \text{store}(S_2) : \mathbf{GENQUANT}$$

Finally, S_Q is a single-level statement of level $\mathbf{GENQUANT}$ and for all $x : \tau, \ell \in \Gamma, x : \tau, \ell' \in \Gamma$, where $\ell \leq \ell'$. Therefore, $\Gamma \vdash S_Q : \mathbf{DATA}$ implies $\Gamma' \vdash S_Q : \mathbf{DATA}$.

Altogether, this gives us $\Gamma' \vdash S_D; S'_M; S_Q$, and so by (ELIM GEN), $\Gamma, S \xrightarrow{z} \Gamma', S_D; S'_M; S_Q$. \square

RESTATEMENT OF THEOREM 4 (SEMANTIC PRESERVATION OF \xrightarrow{z})

For SlicStan programs Γ, S and Γ', S' , and a discrete parameter $z: \Gamma, S \xrightarrow{z} \Gamma', S' \rightarrow \llbracket S \rrbracket = \llbracket S' \rrbracket$.

PROOF.

Let Γ, S and Γ', S' be SlicStan programs, and z be a discrete parameter, such that $\Gamma, S \xrightarrow{z} \Gamma', S'$. Let $S \Downarrow_{\Gamma} S_D, S_M, S_Q, S \Downarrow_{\Gamma'} S'_D, S'_M, S'_Q$, and $S_M \Downarrow_{\Gamma''} S_1, S_2, S_3$ for Γ'' such that $\Gamma \xrightarrow{z} \Gamma''$ and $\Gamma'' \vdash_2 S_M : \mathbf{L1}$.

Let $\Gamma = \Gamma_{\sigma}, \Gamma_{\mathbf{DATA}}, \Gamma_{\mathbf{MODEL}}, \Gamma_{\mathbf{GENQUANT}}, \Gamma' = \Gamma'_{\sigma}, \Gamma'_{\mathbf{DATA}}, \Gamma'_{\mathbf{MODEL}}, \Gamma'_{\mathbf{GENQUANT}}$ and $\Gamma'' = \Gamma''_{\sigma}, \Gamma''_{\mathbf{L1}}, \Gamma''_{\mathbf{L2}}, \Gamma''_{\mathbf{L3}}$ be the usual partitioning of each of the typing environments.

Let z be a store such that $z \models \{z : \Gamma(z)\}$.

Let \mathcal{D}, θ and Q be stores such that $\mathcal{D} \models \Gamma_{\mathbf{DATA}}, z, \theta \models \Gamma_{\mathbf{MODEL}}$, and $Q \models \Gamma_{\mathbf{GENQUANT}}$.

Let θ_1, θ_2 and θ_3 be a partitioning of θ , such that $\mathcal{D}, \theta_1 \models \Gamma''_{\mathbf{L1}}, z, \theta_2 \models \Gamma''_{\mathbf{L2}}$, and $\theta_3 \models \Gamma''_{\mathbf{L3}}$.

Then, by definition of $\Gamma \xrightarrow{z} \Gamma'', \theta_2 = z$.

By Theorem 1:

- $\llbracket S_D \rrbracket_p(\sigma)(\mathcal{D}, z, \theta, Q) = 1$
- $\llbracket S_M \rrbracket_p(\sigma_D)(\mathcal{D}, z, \theta, Q) \propto p(z, \theta, \mathcal{D})$
- $\llbracket S_Q \rrbracket_p(\sigma_M)(\mathcal{D}, z, \theta, Q) = p(Q \mid z, \theta, \mathcal{D})$

$\Gamma, S \xrightarrow{d} \Gamma', S'$, thus S' must be of the form

$$S' = S_D; S_1; f = \phi(\Gamma_{\mathbf{L1}''})\{\mathbf{elim}(\mathbf{int}\langle K \rangle z) S_2\}; \mathbf{factor}(f[\mathbf{dom}(\Gamma_{\mathbf{L1}''})]); S_3; \mathbf{gen}(z)S_2; \mathbf{store}(S_2); S_Q$$

where $\Gamma \vdash S : \mathbf{DATA}$, $S \Downarrow_{\Gamma} S_D, S_M, S_Q$, $\Gamma \xrightarrow{z} \Gamma''$, $\Gamma \vdash_2 S_M : \mathbf{L1}$, and $S_M \Downarrow_{\Gamma''} S_1, S_2, S_3$.

The relation \Downarrow_{Γ} is semantics-preserving for well-typed programs with respect to both \vdash and \vdash_2 (Lemma 6 and Lemma 10). Thus $\llbracket S \rrbracket = \llbracket S_D; S_1; S_2; S_3; S_Q \rrbracket$.

We present a diagrammatic derivation of the change on store and density that each sub-part in the original and transformed program makes in Figure 4.

Combining all of these results gives that:

$$\llbracket S' \rrbracket_s(\sigma)(\mathcal{D}, \theta, Q) = \sigma'' = \sigma'[f \mapsto v] = \llbracket S \rrbracket_s(\sigma)((\mathcal{D}, \theta, Q))[f \mapsto v]$$

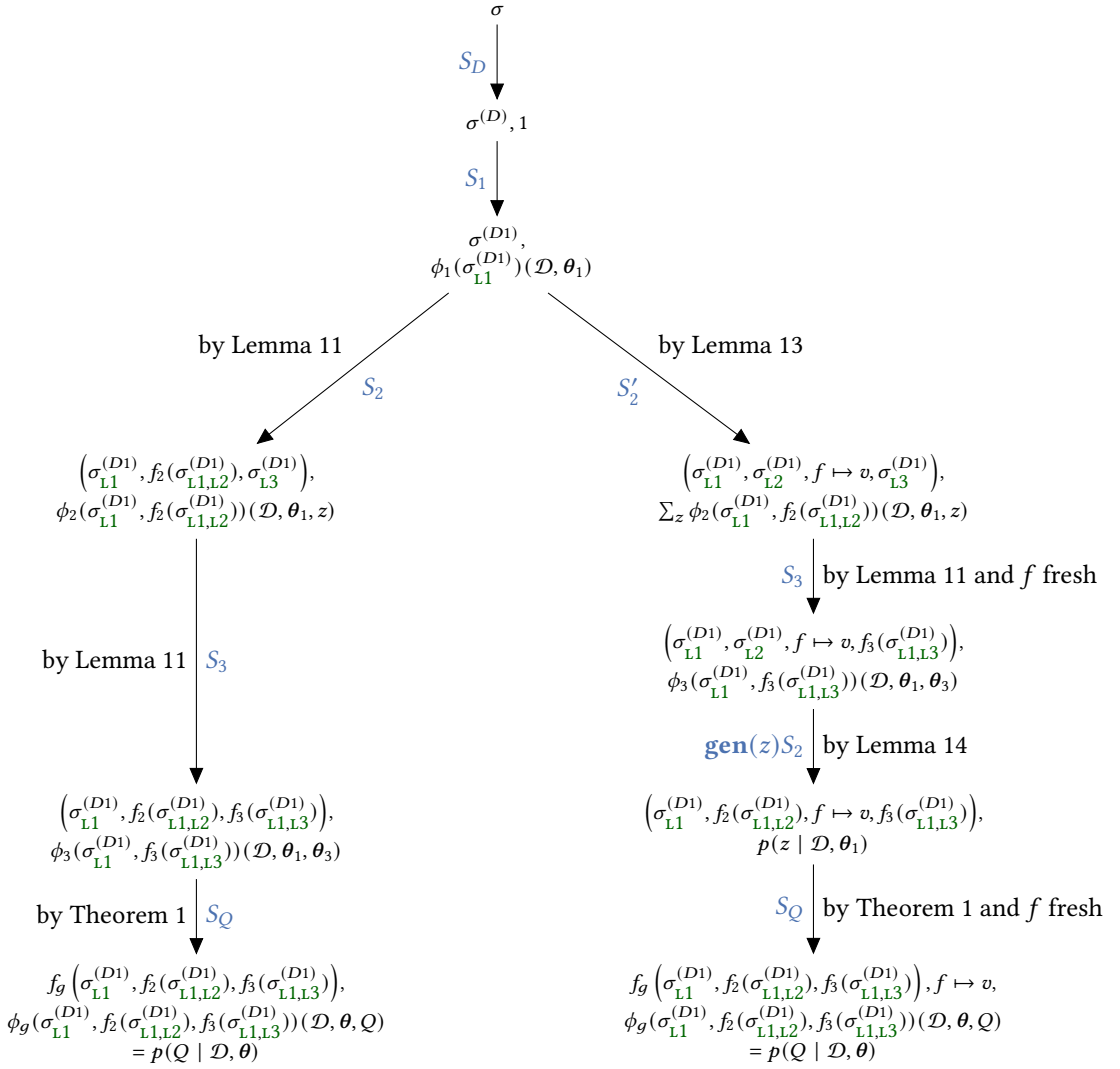
In other words, the transformation \xrightarrow{z} preserves store semantics (up to creating of one new fresh variable f).

For the density, we get:

$$\begin{aligned} & \llbracket S' \rrbracket_p(\sigma)(\mathcal{D}, \theta, Q) \\ &= \phi_1(\mathcal{D}, \theta_1) \left[\sum_z \phi_2(\mathcal{D}, \theta_1, z) \right] \phi_3(\mathcal{D}, \theta_1, \theta_3) p(z \mid \mathcal{D}, \theta_1) p(Q \mid \mathcal{D}, \theta) \quad \text{from Figure 4} \\ &= \left[\sum_z \phi_1(\mathcal{D}, \theta_1) \phi_2(\mathcal{D}, \theta_1, z) \phi_3(\mathcal{D}, \theta_1, \theta_3) \right] p(z \mid \mathcal{D}, \theta_1) p(Q \mid \mathcal{D}, \theta) \quad \text{by the distributive law} \\ &\propto \left[\sum_z p(\mathcal{D}, \theta_1, z, \theta_2) \right] p(z \mid \mathcal{D}, \theta_1) p(Q \mid \mathcal{D}, \theta) \quad \text{by Theorem 1 and Lemma 10} \\ &= p(\mathcal{D}, \theta_1, \theta_2) p(z \mid \mathcal{D}, \theta_1) p(Q \mid \mathcal{D}, \theta) \quad \text{marginalisation of } z \\ &= p(\mathcal{D}, \theta_1, \theta_2) p(z \mid \mathcal{D}, \theta_1, \theta_3) p(Q \mid \mathcal{D}, \theta) \quad \text{by } z \perp\!\!\!\perp \theta_3 \mid \theta_1 \text{ (Theorem 3)} \\ &= p(\mathcal{D}, \theta, Q) \quad \text{by the chain rule or probability} \\ &\propto \llbracket S \rrbracket_p(\sigma)(\mathcal{D}, \theta, Q) \end{aligned}$$

Together, this gives us $\llbracket S \rrbracket = \llbracket S' \rrbracket$ (up to S' creating one new fresh variable f).

□


 Fig. 4. Diagrammatic proof of semantic preservation of \tilde{z}

B EXAMPLES

B.1 An extended HMM example

This section works through a full example, showing the different steps of our approach. All results (intermediate and final) are as output by our preliminary implementation, up to formatting changes.

We consider the HMM model from earlier (Program D, § 4), but reformulated to include transformed parameters:

```

real phi0 ~ beta(1, 1);
real theta0 ~ beta(1, 1);

int<2> z1 ~ bernoulli(theta0);
real theta1 = theta0 * z1 + (1 - theta0) * (1 - z1);
int<2> z2 ~ bernoulli(theta1);
real theta2 = theta0 * z2 + (1 - theta0) * (1 - z2);
int<2> z3 ~ bernoulli(theta2);

real phi1 = phi0 * z1 + (1 - phi0) * (1 - z1);
real phi2 = phi0 * z2 + (1 - phi0) * (1 - z2);
real phi3 = phi0 * z3 + (1 - phi0) * (1 - z3);

data real y1 ~ normal(phi1, 1);
data real y2 ~ normal(phi2, 1);
data real y3 ~ normal(phi3, 1);

real gentheta = theta1 * z3 + (1 - theta1) * (1 - z3);
int genz ~ bernoulli(gentheta);

```

The type levels of each variable are as defined by Γ :

$$\Gamma = \{y_{1,2,3} : (\mathbf{real}, \mathbf{DATA}), \phi_0 : (\mathbf{real}, \mathbf{MODEL}), \theta_{0,1,2} : (\mathbf{real}, \mathbf{MODEL}), \phi_{1,2,3} : (\mathbf{real}, \mathbf{MODEL}), z_{1,2,3} : (\mathbf{int}\langle 2 \rangle, \mathbf{MODEL}), gen\theta : (\mathbf{real}, \mathbf{GENQUANT}), genz : (\mathbf{int}\langle 2 \rangle, \mathbf{GENQUANT})\}$$

The variables we are interested in transforming are z_1, z_2 and z_3 : these are the **MODEL**-level discrete parameters of the model. The variable $genz$ is already at **GENQUANT** level, so we can sample this with ancestral sampling (no need for automatic marginalisation).

B.1.1 Eliminating z_1 .

B.1.2 Standard shredding: $S \Downarrow_{\Gamma} S_D, S_M, S_Q$.

Firstly, we separate out the parts of the program, which depend on discrete parameters *generatively*. That is any part of the program which would be in generated quantities w.r.t. the original program. In our case, this includes the last two lines in S . This would also include the **gen** parts of the transform program, that draw discrete parameters as generated quantities.

Thus, $S \Downarrow_{\Gamma} S_D, S_M, S_Q$, where S_D is empty, $S_Q = \text{theta1} * z_3 + (1 - \text{theta1}) * (1 - z_3)$; $genz \sim \text{bernoulli}(gen\theta)$, and S_M is the rest of the program.

B.1.3 Conditional independence shredding: $S_M \Downarrow_{\Gamma_M} S_1, S_2, S_3$.

In the next step, we want establish a conditional independence relationship $z_1 \mid A \mid y, \phi_0, \theta_0, B$, where A, B is a partitioning of the rest of the discrete parameters in the model: $\{z_2, z_3\}$. We derive

a new, \vdash_2 typing environment Γ_M , using $\Gamma \xrightarrow{z} \Gamma_M$:

$$\begin{aligned} \Gamma_M = \{ & y_{1,2,3} : (\mathbf{real}, \mathbf{L1}), \phi_0 : (\mathbf{real}, \mathbf{L1}), \theta_0 : (\mathbf{real}, \mathbf{L1}), \\ & z_1 : (\mathbf{int}\langle 2 \rangle, \mathbf{L2}), z_2 : (\mathbf{int}\langle 2 \rangle, ?), z_3 : (\mathbf{int}\langle 2 \rangle, ?) \\ & \theta_{1,2} : (\mathbf{real}, ?), \phi_{1,2,3} : (\mathbf{real}, ?) \} \end{aligned}$$

Here, we use the notation $?$ for a type placeholder, which will be inferred using type inference.

The optimal Γ_M under the type inference soft constraint $\mathbf{L3} < \mathbf{L1} < \mathbf{L2}$ such that $\Gamma_M \vdash_2 S_M : \mathbf{L1}$ is such that the levels of θ_1 and ϕ_1 are $\mathbf{L2}$, z_2 is $\mathbf{L1}$ and θ_2, ϕ_2 and ϕ_3 are $\mathbf{L3}$. Shredding then gives us $S_M \hat{\Downarrow}_{\Gamma_M} S_1, S_2, S_3$, where:

$$\begin{aligned} S_1 = & \text{phi0} \sim \text{beta}(1, 1); \\ & \text{theta0} \sim \text{beta}(1, 1); \\ \\ S_2 = & z_1 \sim \text{bernoulli}(\text{theta0}); \\ & \text{theta1} = (\text{theta0} * z_1 + (1 - \text{theta0}) * (1 - z_1)); \\ & z_2 \sim \text{bernoulli}(\text{theta1}); \\ & \text{phi1} = (\text{phi0} * z_1 + (1 - \text{phi0}) * (1 - z_1)); \\ & y_1 \sim \text{normal}(\text{phi1}, 1); \\ \\ S_3 = & \text{theta2} = (\text{theta0} * z_2 + (1 - \text{theta0}) * (1 - z_2)); \\ & z_3 \sim \text{bernoulli}(\text{theta2}); \\ & \text{phi2} = (\text{phi0} * z_2 + (1 - \text{phi0}) * (1 - z_2)); \\ & \text{phi3} = (\text{phi0} * z_3 + (1 - \text{phi0}) * (1 - z_3)); \\ & y_2 \sim \text{normal}(\text{phi2}, 1); \\ & y_3 \sim \text{normal}(\text{phi3}, 1); \end{aligned}$$

B.1.4 Putting everything together.

Having rearranged the program into suitable sub-statements, we use (ELIM GEN) to get:

$$\begin{aligned} \Gamma' = \{ & y_{1,2,3} : (\mathbf{real}, \mathbf{DATA}), \phi_0 : (\mathbf{real}, \mathbf{MODEL}), \\ & \theta_1 : (\mathbf{real}, \mathbf{GENQUANT}), \theta_{0,2} : (\mathbf{real}, \mathbf{MODEL}), \\ & \phi_1 : (\mathbf{real}, \mathbf{GENQUANT}), \phi_{2,3} : (\mathbf{real}, \mathbf{MODEL}), \\ & z_1 : (\mathbf{int}, \mathbf{GENQUANT}), z_{2,3} : (\mathbf{int}\langle 2 \rangle, \mathbf{MODEL}), \\ & \text{gen}\theta : (\mathbf{real}, \mathbf{GENQUANT}), \text{gen}z : (\mathbf{int}\langle 2 \rangle, \mathbf{GENQUANT}) \} \end{aligned}$$

And the program:

$$\begin{aligned} & \text{phi0} \sim \text{beta}(1, 1); \\ & \text{theta0} \sim \text{beta}(1, 1); \\ \\ & \text{f1} = \phi([\mathbf{int}\langle 2 \rangle z_2])\{ \\ & \quad \mathbf{elim}(\mathbf{int}\langle 2 \rangle z_1)\{ \\ & \quad \quad z_1 \sim \text{bernoulli}(\text{theta0}); \\ & \quad \quad \text{theta1} = (\text{theta0} * z_1 + (1 - \text{theta0}) * (1 - z_1)); \\ & \quad \quad z_2 \sim \text{bernoulli}(\text{theta1}); \\ & \quad \quad \text{phi1} = (\text{phi0} * z_1 + (1 - \text{phi0}) * (1 - z_1)); \\ & \quad \quad y_1 \sim \text{normal}(\text{phi1}, 1); \\ & \quad \} \\ & \} \end{aligned}$$

```

factor(f1[z2]);

theta2 = (theta0 * z2 + (1 - theta0) * (1 - z2));
z3 ~ bernoulli(theta2);
phi2 = (phi0 * z2 + (1 - phi0) * (1 - z2));
phi3 = (phi0 * z3 + (1 - phi0) * (1 - z3));
y2 ~ normal(phi2, 1);
y3 ~ normal(phi3, 1);

gen(int z1){
  z1 ~ bernoulli(theta0);
  theta1 = (theta0 * z1 + (1 - theta0) * (1 - z1));
  z2 ~ bernoulli(theta1);
  phi1 = (phi0 * z1 + (1 - phi0) * (1 - z1));
  y1 ~ normal(phi1, 1);
}
theta1 = (theta0 * z1 + (1 - theta0) * (1 - z1));
phi1 = (phi0 * z1 + (1 - phi0) * (1 - z1));

gentheta = (theta0 * z3 + (1 - theta0) * (1 - z3));
genz ~ bernoulli(gentheta);

```

B.1.5 Eliminating z_2 . We apply the same procedure to eliminate the next variable. The variable z_1 is no longer a `MODEL`-level parameter, thus the only neighbouring parameter of z_2 is z_3 . Note also that the computation of the factor f_1 does not include any free discrete parameters (both z_1 and z_2 are local to the computation due to `elim` and ϕ). Thus, we do not need to include the computation of this factor anywhere else in the program (it does not get nested into other computations).

After rearranging, we get:

```

phi0 ~ beta(1, 1);
theta0 ~ beta(1, 1);

f1 =  $\phi$ ([int<2> z2]){
  elim(int<2> z1){
    z1 ~ bernoulli(theta0);
    theta1 = (theta0 * z1 + (1 - theta0) * (1 - z1));
    z2 ~ bernoulli(theta1);
    phi1 = (phi0 * z1 + (1 - phi0) * (1 - z1));
    y1 ~ normal(phi1, 1);
  }
}

f2 =  $\phi$ ([int<2> z3){
  elim(int<2> z2){
    factor(f1[z2]);
    theta2 = (theta0 * z2 + (1 - theta0) * (1 - z2));
    z3 ~ bernoulli(theta2);
    phi2 = (phi0 * z2 + (1 - phi0) * (1 - z2));
  }
}

```



```

    y2 ~ normal(phi2, 1);
  }
}

factor(f2[z3]);
phi3 = (phi0 * z3 + (1 - phi0) * (1 - z3));
y3 ~ normal(phi3, 1);

gen(int z2){
  factor(f1[z2]);
  theta2 = (theta0 * z2 + (1 - theta0) * (1 - z2));
  z3 ~ bernoulli(theta2);
  phi2 = (phi0 * z2 + (1 - phi0) * (1 - z2));
  y2 ~ normal(phi2, 1);
}
theta2 = (theta0 * z2 + (1 - theta0) * (1 - z2));
phi2 = (phi0 * z2 + (1 - phi0) * (1 - z2));

gen(int z1){
  z1 ~ bernoulli(theta0);
  theta1 = (theta0 * z1 + (1 - theta0) * (1 - z1));
  z2 ~ bernoulli(theta1);
  phi1 = (phi0 * z1 + (1 - phi0) * (1 - z1));
  y1 ~ normal(phi1, 1);
}
theta1 = (theta0 * z1 + (1 - theta0) * (1 - z1));
phi1 = (phi0 * z1 + (1 - phi0) * (1 - z1));

gentheta = (theta0 * z3 + (1 - theta0) * (1 - z3));
genz ~ bernoulli(gentheta);

```

B.1.6 Eliminating z_3 . Finally, we eliminate z_3 , which is the only discrete `MODEL`-level parameter left in the program. Thus, z_3 has no neighbours and f_3 is of arity 0 — it is a real number instead of a vector.

The final program generated by our implementation is:

```

phi0 ~ beta(1, 1);
theta0 ~ beta(1, 1);

f1 =  $\phi$ (int<2> z2){
  elim(int<2> z1){
    z1 ~ bernoulli(theta0);
    theta1 = (theta0 * z1 + (1 - theta0) * (1 - z1));
    z2 ~ bernoulli(theta1);
    phi1 = (phi0 * z1 + (1 - phi0) * (1 - z1));
    y1 ~ normal(phi1, 1);
  }
}

```

```

f2 =  $\phi$ (int<2> z3){
  elim(int<2> z2){
    factor(f1[z2]);
    theta2 = (theta0 * z2 + (1 - theta0) * (1 - z2));
    z3 ~ bernoulli(theta2);
    phi2 = (phi0 * z2 + (1 - phi0) * (1 - z2));
    y2 ~ normal(phi2, 1);
  }
}
f3 =  $\phi$ (){
  elim(int<2> z3){
    factor(f2[z3]);
    phi3 = (phi0 * z3 + (1 - phi0) * (1 - z3));
    y3 ~ normal(phi3, 1);
  }
}
factor(f3);

gen(int z3){
  factor(f2[z3]);
  phi3 = (phi0 * z3 + (1 - phi0) * (1 - z3));
  y3 ~ normal(phi3, 1);
}
phi3 = (phi0 * z3 + (1 - phi0) * (1 - z3));

gen(int z2){
  factor(f1[z2]);
  theta2 = (theta0 * z2 + (1 - theta0) * (1 - z2));
  z3 ~ bernoulli(theta2);
  phi2 = (phi0 * z2 + (1 - phi0) * (1 - z2));
  y2 ~ normal(phi2, 1);
}
theta2 = (theta0 * z2 + (1 - theta0) * (1 - z2));
phi2 = (phi0 * z2 + (1 - phi0) * (1 - z2));

gen(int z1){
  z1 ~ bernoulli(theta0);
  theta1 = (theta0 * z1 + (1 - theta0) * (1 - z1));
  z2 ~ bernoulli(theta1);
  phi1 = (phi0 * z1 + (1 - phi0) * (1 - z1));
  y1 ~ normal(phi1, 1);
}
theta1 = (theta0 * z1 + (1 - theta0) * (1 - z1));
phi1 = (phi0 * z1 + (1 - phi0) * (1 - z1));

gentheta = (theta0 * z3 + (1 - theta0) * (1 - z3));
genz ~ bernoulli(gentheta);

```

B.2 Soft-K-means model

Below, we present the standard soft-k-means clustering model as it is written in SlicStan with support for discrete model parameters (left). The right column shows the resulting code that our program transformation generates. This code consists of plain SlicStan code and no support for discrete model parameters is needed to perform inference on it.

The model can be used for (softly) dividing N data points y in D -dimensional Euclidean space into K clusters which have means μ and probability π .

SlicStan + discrete

```

data int D;
data int K;
data real[K] pi;
data real N = 3;

data real[D][N] y;

real[D][K] mu;
for(d in 1 : D) {
  for(k in 1 : K){
    mu[d][k] ~ normal(0, 1);
  }

  int<K> z1 ~ categorical(pi);
  int<K> z2 ~ categorical(pi);
  int<K> z3 ~ categorical(pi);

  for(d in 1 : D) {
    y[d][1] ~ normal(mu[d][z1], 1);
    y[d][2] ~ normal(mu[d][z2], 1);
    y[d][3] ~ normal(mu[d][z3], 1);
  }
}

```

SlicStan

```

...
for(d in 1:D){
  for(k in 1:K){
    mu[d,k] ~ normal(0, 1);}}

factor( elim(int<K> z1){
  z1 ~ categorical(pi);
  for(data int d in 1:D){
    y[d,1] ~ normal(mu[d,z1], 1);}}});

factor( elim(int<K> z2){
  z2 ~ categorical(pi);
  for(data int d in 1:D){
    y[d,2] ~ normal(mu[d,z2], 1);}}});

factor( elim(int<K> z3){
  z3 ~ categorical(pi);
  for(data int d in 1:D){
    y[d,3] ~ normal(mu[d,z3], 1);}}});

gen(int z3){
  z3 ~ categorical(pi);
  for(data int d in 1:D){
    y[d,3] ~ normal(mu[d,z3], 1);}}

gen(int z2){
  z2 ~ categorical(pi);
  for(data int d in 1:D){
    y[d,2] ~ normal(mu[d,z2], 1);}}

gen(int z1){
  z1 ~ categorical(pi);
  for(data int d in 1:D){
    y[d,1] ~ normal(mu[d,z1], 1);}}

```

B.3 A causal inference example

Using our technique, we can also easily implement causal inference in the style of [Winn 2012] (causality with gates). Again, we display how to write such a model in SlicStan with direct support for discrete parameters (left) and the code that our transformation generates (right) on which we can perform inference using a combination of e.g. HMC and ancestral sampling.

This model can be read as follows. Assume that we are in a situation where we want to answer a causal question. We want to answer this question based on N paired observations of A and B , in some of which we might have intervened ($\text{do}B$). Our model proceeds by drawing a (prior) probability that A causes B from a beta distribution, and then specifying A and B for different scenarios (intervention, A causes B and no intervention, B causes A and no intervention) using conditional statements.

SlicStan + discrete

```

data real q;
data int N;
data int[N] A, B, doB;
data real prob_intervention;

real pAcausesB ~ beta(1, 1);
int<2> AcausesB ~ bernoulli(pAcausesB);

for (n in 1:N)
  if(doB[n] > 0)
    B[n] ~ bernoulli(prob_intervention);

if (AcausesB > 1){
  for (n in 1:N){
    A[n] ~ bernoulli(0.5);
    if (doB[n] < 1){
      if (A[n] > 0) { B[n] ~ bernoulli(q); }
      else { B[n] ~ bernoulli(1 - q); }
    }
  }
}
else {
  for (n in 1:N){
    if (doB[n] < 1){ B[n] ~ bernoulli(0.5); }
    if (B[n] > 0){ A[n] ~ bernoulli(q); }
    else { A[n] ~ bernoulli(1 - q); }
  }
}

```

SlicStan

```

data real q;
data int N;
data int[N] A, B, doB;
data real prob_intervention;

real pAcausesB ~ beta(1, 1);

for(data int n in 1:N)
  if(doB[n] > 0)
    B[n] ~ bernoulli(prob_intervention);

factor(elim(int<2> AcausesB){
  AcausesB ~ bernoulli(pAcausesB);
  if(AcausesB > 1){
    for(data int n in 1:N){
      A[n] ~ bernoulli(0.5);
      if(doB[n] < 1){
        if(A[n] > 0){B[n] ~ bernoulli(q);}
        else{ B[n] ~ bernoulli(1 - q); }
      }
    }
  }
}
else{
  for(data int n in 1:N){
    if(doB[n] < 1){ B[n] ~ bernoulli(0.5); }
    if(B[n] > 0){ A[n] ~ bernoulli(q); }
    else{ A[n] ~ bernoulli(1 - q); }
  }
}}});

```