

Model Selection for Signal Processing: a Minimum Error Approach and a General Performance Analysis

Aleksandr Kharin, *Member, IEEE*

Abstract—Estimation of the number of signals in the presence of noise is an important problem in several areas of statistical signal processing. There are a number of modern works on the design of an optimal solution to this problem in terms of some criteria. Each criterion generates a model order selection (MOS) algorithm. However, the minimum error probability criterion has not received significant attention, despite its importance. In this paper, we propose a new approach to the design of MOS algorithms partially based on the minimum error probability criterion. Also, we pay a lot of attention to the performance and consistency analysis of the MOS algorithms. In this study, an abridged error probability is used as a universal performance measure of the MOS algorithms. We propose a theoretical framework that makes it possible to provide a parametric consistency analysis and to obtain closed-form expressions for the abridged error probabilities of a wide range of MOS algorithms. As an example, we applied this framework to the consistency and performance analysis of several MOS algorithms. Using the obtained results, we provide a parametric optimization of the presented MOS algorithms. Finally, we examine a quasilikelihood approach to the design and analysis of the MOS algorithms. The proposed theoretical framework is used to obtain the abridged error probabilities as functions of the unknown signal parameter. These functions, in turn, allow us to find the scope of the quasilikelihood approach.

Index Terms—model order selection, sinusoids in noise, minimum error probability criterion, abridged error probability, number of signals estimating, maximum likelihood, penalty term, quasilikelihood approach.

I. INTRODUCTION

IN this paper, we study the problem of estimating the number of signals. This important kind of model order selection (MOS) problem arises in signal processing and its applications such as communication theory, radar and sonar theory, radioastronomy, navigation, spectral analysis, and other areas.

Modern MOS algorithms are based on various optimality criteria. For example, the Akaike information criterion (AIC) [1], the Bayesian information criterion (BIC) [2], [3], the Minimum Description Length (MDL) criterion [4], the maximum a posteriori criterion (MAP) [5], the Exponentially embedded families (EEF) criterion [6]–[8], the Penalizing adaptively likelihood (PAL) criterion [9], Residual Ratio Thresholding (RRT)

[10] etc. Good surveys on the MOS criteria may be found, for instance, in [11], [12], and [13]. Also, there are some lesser-known approaches, see, for example, the nonparametric MOS procedure in [14] and the tensor approach in [15], [16]. In some rare cases, the maximum likelihood method can be directly used to estimate the number of signals, for example, [17]–[20]. The MOS criteria define the structure of the corresponding algorithms, specifically these criteria define the penalty terms of the corresponding algorithms.

In a wide range of practical applications, it is important to minimize the probability of the error decision (error probability) of the MOS procedure. However, most existing MOS criteria do not minimize the error probability. In this paper, we propose a new approach to designing MOS algorithms. This approach is partially based on the minimum error probability criterion. Hence, MOS algorithms based on the proposed approach exhibit better performance (in terms of the error probability) compared to algorithms based on the previously known criteria.

A significant part of this work is devoted to the performance and consistency analysis of the MOS algorithms. We use the conception of the error probability to provide a universal performance measure for MOS algorithms. Next, we develop theoretical and numerical frameworks that make it possible to calculate this measure for a wide range of algorithms. Also, the provided results make it possible to obtain consistency conditions for a wide range of MOS algorithms.

In this paper, we study the problem of estimating the number of modulated sinusoids to demonstrate the abilities of the proposed design and analysis approaches. This problem involves the use of maximum likelihood (ML) frequency estimates in the MOS algorithms. Due to the nonlinear nature of the frequency, one has to use some numerical methods to obtain ML estimates of this parameter. The above facts significantly increase the computational complexity of the MOS algorithms. Thus, we propose the so-called quasilikelihood (QL) approach to the design and performance analysis of the MOS algorithms. On the one hand, the proposed QL design approach can solve the mentioned computational complexity problem, but on the other hand, this approach has some limitations. We use the developed theoretical and numerical frameworks to find these limitations and justify the use of this fast design approach.

It is important to note that all the provided results can be useful in a wide range of MOS problems.

The paper is organized as follows. Section II presents the formulation of the problem of estimating the number of

A. Kharin was with the Laboratoire de Mathématiques Raphaël Salem, Université de Rouen-Normandie, Rouen, France (e-mail: aleksandr.kharin.1989@gmail.com, kharin@ieee.org ORCID: orcid.org/0000-0002-4534-7046).

Manuscript received XX XX, 2020. This work was supported by the French RIN project FUMA, and by RFBR and CNRS, project number 20-51-15001

modulated sinusoids with unknown amplitudes and phases, known or partially unknown or unknown frequencies, and in presence of noise with known or unknown level. Section III covers the modern penalty terms considered in this paper and presents a new approach to the design of MOS algorithms. A theoretical framework for the consistency and performance analysis is described in Section IV. In Section V, we collect some results connected with the QL approach. We present the main problem of one type of MOS algorithms based on the proposed design approach in Section VI, moreover, we present some possible solutions to this problem. Section VII presents numerical results supplementing the theoretical ones.

II. PROBLEM FORMULATION

We start from the common formulation of the problem of estimating the number of signals. Let the observed data $x(t)$ be a signal composed of an unknown number of signals ν at unknown parameters, and corrupted by the additive white Gaussian noise (AWGN). Thus, one can represent $x(t)$ as

$$x(t) = s_{\nu_0}(t, \Theta_{\nu_0}) + \sigma_0 n(t), \quad s_{\nu}(t, \Theta_{\nu}) = \sum_{i=1}^{\nu} s_i(t, \theta_i), \quad (1)$$

where $t \in \{t_1, \dots, t_{N_s}\}$, N_s denotes the number of samples; $\nu \in \{1, \dots, N\}$ denotes the number of signals; $\theta_i = (\theta_{i1}, \dots, \theta_{i\mu_i})$ is a vector of the unknown parameters of the i -th signal, μ_i is the number of the unknown parameters of the i -th signal, $\Theta_{\nu} = (\theta_1, \dots, \theta_{\nu})$; $n(t)$ is the AWGN, i.e., $\{n(t)\}_{t=1}^{N_s}$ are independent identically distributed Gaussian random variables with zero means and unit variances; σ denotes a noise level. We denote the true values of the relevant unknown parameters by subscript 0.

The problem is to estimate the unknown number of signals using the observed data $x(t)$. This problem may also be interpreted as a model order selection (MOS) problem.

An algorithm of estimating the number of signals (hereafter also called a MOS algorithm) is essentially a function from the space of observed signals $x(t)$ into the set $\{1, \dots, N\}$. Note that each MOS algorithm can be represented as

$$\hat{\nu} = \arg \min_{\nu} R(\nu, x(t)), \quad (2)$$

where $R = R(\nu, x(t))$ is a decision function that completely defines the corresponding MOS algorithm, $\hat{\nu}$ is the estimate of the number of signals.

In this paper, we use the decision function R and formalism (2) to define all the MOS algorithms. For many modern algorithms, the function R is the penalized log-likelihood function, thus we also use the following common representation of the decision function [12]:

$$R(\nu, x(t)) = -L_{\nu}(\hat{\Theta}_{\nu}, x(t)) + \mathfrak{P}_{\nu}, \quad (3)$$

where $L_{\nu} = L_{\nu}(\hat{\Theta}_{\nu}, x(t))$ is the logarithm of the likelihood function, $\hat{\Theta}_{\nu}$ denotes the maximum likelihood (ML) estimate of the block vector Θ_{ν} , and \mathfrak{P}_{ν} is the so-called penalty term.

Let us consider the problem of estimating the number of modulated sinusoids embedded in AWGN. Model (1) of the observed data for this problem can be represented as follows:

$$x(t) = \sum_{i=1}^{\nu_0} a_{0i} f_i(t) \cos(\omega_{0i} t - \varphi_{0i} + \Psi_i(t)) + \sigma_0 n(t). \quad (4)$$

where $a_i \in \mathbb{R}^1$ is the amplitude, $\omega_i \in \Omega_i = (\omega_{1i}, \omega_{2i})$ is the frequency, and $\varphi_i \in [0, 2\pi]$ is the phase shift of the i -th signal, $f_i(t)$, $\Psi_i(t)$ denote the amplitude and phase envelope respectively. Model (4) is a generalization of the classical model with a sum of sinusoids.

We assume that amplitudes and phases of the signals in (4) are unknown, frequencies of these signals are known or unknown or partially (see the definition below) unknown, and the noise level is known or unknown. The amplitude and phase envelope we assume to be known.

In this paper, we use the traditional definition for the SNR z_i of the i -th signal in (4)

$$z_i = a_{0i}^2 / 2\sigma_0^2, \quad z_i, \text{dB} = 10 \log_{10} (a_{0i}^2 / 2\sigma_0^2). \quad (5)$$

Under the above assumptions we can write the log-likelihood function for the observed data (1) as follows

$$L_{\nu} = -\frac{N_s}{2} \ln(2\pi\sigma^2) - \sum_{t=1}^{N_s} \frac{(x(t) - s_{\nu}(t, \Theta_{\nu}))^2}{2\sigma^2}. \quad (6)$$

Firstly, discuss the case of the known noise level. Some terms in (6) do not affect the algorithms considered in this paper and thus, we can omit these terms and rewrite (6) without losing the generality as

$$L_{\nu} = \frac{1}{\sigma^2} \sum_{t=1}^{N_s} x(t) s_{\nu}(t, \Theta_{\nu}) - \frac{1}{2\sigma^2} \sum_{t=1}^{N_s} s_{\nu}^2(t, \Theta_{\nu}), \quad (7)$$

Next, suppose that the noise level is unknown. In this case, we should substitute the ML estimate of the noise level instead of σ^2 in (6)

$$L_{\nu}(\hat{\sigma}_{\nu}^2) = -\frac{N_s}{2} \ln \left(\sum_{t=1}^{N_s} \frac{(x(t) - s_{\nu}(t, \Theta_{\nu}))^2}{N_s / 2\pi} \right) - \frac{N_s}{2}. \quad (8)$$

Finally, let us use model (4), substitute maximum likelihood estimates of the unknown amplitudes and phases to (7) and (8), and rewrite the result using the block matrix notation

$$\tilde{L}_{\nu} = \frac{1}{2\sigma_0^2} \mathbf{X}_{2\nu}^T \mathbf{C}_{2\nu}^{-1} \mathbf{X}_{2\nu}, \quad (9)$$

$$\tilde{L}_{\nu}(\hat{\sigma}_{\nu}^2) = -\frac{N_s}{2} \ln \left(\frac{\sum_{t=1}^{N_s} (x^2(t)) - \mathbf{X}_{2\nu}^T \mathbf{C}_{2\nu}^{-1} \mathbf{X}_{2\nu}}{N_s / 2\pi} \right) - \frac{N_s}{2}, \quad (10)$$

where the superscript T denotes the transpose; $\mathbf{X}_n = (X_i)_{i=1}^n$, $\mathbf{C}_n = (C_{i,j})_{i,j=1}^n$;

$$X_i = \begin{cases} X_{ci}, & \text{if } i \text{ is even;} \\ X_{si}, & \text{if } i \text{ is odd;} \end{cases} \quad C_{i,j} = \begin{cases} C_{cij}, & \text{if } i \text{ is even and } j \text{ is even,} \\ C_{sij}, & \text{if } i \text{ is odd and } j \text{ is odd,} \\ C_{csi}, & \text{if } i \text{ is even and } j \text{ is odd,} \\ C_{scij}, & \text{if } i \text{ is odd and } j \text{ is even;} \end{cases}$$

$$\begin{Bmatrix} X_{ci} \\ X_{si} \end{Bmatrix} = \sum_{t=1}^{N_s} x(t) f_i(t) \begin{Bmatrix} \cos \\ \sin \end{Bmatrix}(\omega_i t + \Psi_i(t)), \quad (11)$$

$$\begin{Bmatrix} C_{cij} \\ C_{sij} \end{Bmatrix} = \sum_{t=1}^{N_s} f_i(t) f_j(t) \begin{Bmatrix} \cos \\ \sin \end{Bmatrix}(\omega_i t + \Psi_i(t)) \begin{Bmatrix} \cos \\ \sin \end{Bmatrix}(\omega_j t + \Psi_j(t)),$$

$$\begin{Bmatrix} C_{csij} \\ C_{scij} \end{Bmatrix} = \sum_{t=1}^{N_s} f_i(t) f_j(t) \begin{Bmatrix} \cos \\ \sin \end{Bmatrix}(\omega_i t + \Psi_i(t)) \begin{Bmatrix} \sin \\ \cos \end{Bmatrix}(\omega_j t + \Psi_j(t)).$$

In the case of unknown or partially unknown frequencies, we need to replace the frequencies in (9) by their estimates. In this paper, we study two different (in terms of frequency estimation) approaches to the design of MOS algorithms.

For the first approach (ML approach), we should substitute ML estimates of frequencies $\hat{\omega}_i$ into (9) instead of the unknown frequencies ω_i : $\tilde{L}_\nu = \tilde{L}_\nu(\hat{\omega}_\nu, x(t))$, where $\hat{\omega}_\nu = (\hat{\omega}_i)_{i=1}^\nu$. The ML approach is universal and well-known.

For the second approach (the quasilielihood (QL) approach, see [21], [22]) we should substitute arbitrary values $\omega_i^* \in \Omega_i$ of frequencies into (9) instead of the unknown frequencies ω_i : $\tilde{L}_\nu^* = \tilde{L}_\nu(\omega_\nu^*, x(t))$. This simple estimate of frequencies we call a blind (BL) estimate. Moreover, if one uses BL estimates instead of the ML ones in some MOS algorithms we call such MOS algorithms QL algorithms (see, for example, [19], [20]).

The BL estimates and the QL approach can be useful for an estimation problem in which there are some *a priori* known domains Ω_i containing unknown frequencies ω_i and these domains are *small enough*. We call such an estimation problem a problem of estimating the number of modulated sinusoids with *partially* unknown frequencies.

III. ALGORITHMS DESIGN

Definition. A non-adaptive MOS algorithm is the MOS algorithm whose decision function has the following structure:

$$R = -L_\nu + \text{const}(x(t)) \cdot \nu, \quad (12)$$

here $\text{const}(x(t))$ is some term that does not depend on the observed data.

Now define the decision function of the non-adaptive MOS algorithm based on the generalized information criterion (GIC) [23]

$$R_{GIC} = -L_\nu + \Upsilon \kappa \nu, \quad (13)$$

where $\kappa = \phi(\nu)/\nu$, $\phi(\nu)$ denotes the number of independently adjusted parameters within the model (see, [1]), and Υ is a constant or a function of N_s , κ or the other parameters. The generalized information criterion includes several different criteria (AIC, BIC, MDL, criterion in [24], etc.).

Non-adaptive algorithms have some lacks. In particular, non-adaptive algorithms are high-SNR inconsistent (see [12] or Theorem 2 in this paper).

Adaptive MOS algorithms can solve the inconsistency lack and thus they can be more efficient in many scenarios. Penalty functions of the adaptive algorithms do not have any fixed structure as (12). In [12] and other sources one can find a wide range of adaptive MOS algorithms based on the various approaches. Here we provide algorithms based on the EEF [6],

g-MDL [25], NMDL [26], and RRT [10] criteria as examples. In the case of known noise level, decision functions of these MOS algorithms can be written as

$$R_{EEF} = -[L_\nu - \nu(\ln(L_\nu/\nu) + 1)] \mathfrak{H}(L_\nu/\nu - 1), \quad (14)$$

$$R_{gMDL} = -[L_\nu - \nu(\ln(L_\nu/\nu) + 1) - \log N_s] \mathfrak{H}(L_\nu/\nu - 1), \quad (15)$$

$$R_{NMDL} = -L_\nu + \nu(\ln(L_\nu/\nu) + 1) + \log \nu, \quad (16)$$

where $\mathfrak{H}(\cdot)$ is the Heaviside step function. Note that, the RRT-based algorithm is used only in the case of the unknown noise level.

Adaptive approaches allow to construct consistent estimators, but all the modern approaches (both adaptive and non-adaptive) also have another common lack. First of all, introduce the following definition. The *error probability* of the MOS algorithm p_e is the probability that the estimate obtained by this algorithm does not match with the true number of signals, i.e., $p_e = \Pr(\hat{\nu} \neq \nu_0)$. Note that the minimum error probability (or some related criteria) is the most desirable criterion for most signal processing systems because the errors of the MOS algorithm obviously affect the performance of the system as a whole. The aforementioned lack is that most modern MOS algorithms are not based on the minimum error probability criterion.

Now we describe a new approach to the design of the MOS algorithms. Let us provide the following step-by-step description of this approach. *Firstly*, one should design a parametric family of MOS algorithms, i.e., it is needed to design a structure of the MOS algorithm that is defined up to some vector of parameters (the tuning parameters). This structure should generate consistent MOS algorithms at least on some subset (the consistent subset) of the tuning parameters. Note that each MOS algorithm from the designed parametric family corresponds to a single value of the tuning parameters vector. *Secondly*, it is needed to obtain the error probability of each consistent MOS algorithm from the designed family, i.e., we need to obtain the error probability of the corresponding MOS algorithm for each value of tuning parameters vector from the consistent subset. *Finally*, one should find the optimum value of the tuning parameters vector in the sense of minimum error probability. The criteria based on the described approach are called the parametric minimum error probability (PMEP) criteria.

In this paper, we focus on two examples of applications of the PMEP approach and two corresponding penalty terms that were first proposed and used for the particular problems in [17], [18], [27], [28]. The first penalty term is called an invariant random penalty term, see [27, Eq. (30)]. Using representation (2) the MOS algorithm with the invariant random penalty term (PMEP-IR algorithm) can be defined by the following decision function

$$R_{IR} = -L_\nu + \kappa_{IR} \nu \max_{i \in \{1, \dots, N\}} (L_i - L_{i-1}), \quad (17)$$

where L_0 is the logarithm of the likelihood function in the case of $\nu = 0$ (i.e., under the assumption that there is no signal in the observed data), $\kappa_{IR} > 0$ is a tuning parameter.

The second penalty term is called an inverse penalty term, see [27, Eq.31]. The MOS algorithm with the inverse penalty term (PMEP-I algorithm) can be defined as

$$R_I = -(L_\nu - L_0)^{\kappa_I}/\nu, \quad (18)$$

where $\kappa_I > 0$ is a tuning parameter.

Following the above procedure, we should first find the subset of the tuning parameters κ_{IR} and κ_I such that algorithms (17) and (18) are consistent. Next, it is needed to find the optimal values of these tuning parameters for the problems under consideration.

It will be shown in Section VI that algorithms (17), (18) have some significant limitations. However, it is also important to note that these algorithms are only special cases of the PMEP approach, and we consider them here only as examples of the implementation of the PMEP approach.

IV. CONSISTENCY AND PERFORMANCE ANALYSIS

A. Properties of likelihood functions

First of all, let us provide a general framework that is needed for the further consistency and performance analysis of the MOS algorithms. Note that, the results below are obtained using the results given in Appendix A (including a new representation for the Gram-Schmidt orthogonalization, see Theorem 4 in Appendix A-A)

Represent (9) as

$$\tilde{L}_\nu = \sum_{i=1}^{\nu} (\tilde{L}_i - \tilde{L}_{i-1}) = \frac{1}{2} \sum_{i=1}^{\nu} (l_{si}^2 + l_{ci}^2) = \frac{1}{2} \sum_{i=1}^{\nu} l_i^2, \quad (19)$$

where $\tilde{L}_0 = 0$, $l_{s1}^2 = \frac{1}{\sigma_0^2} \mathbf{X}_1^T \mathbf{C}_1^{-1} \mathbf{X}_1$, $l_i^2 = l_{si}^2 + l_{ci}^2$, and

$$\begin{aligned} l_{ci}^2 &= \frac{1}{\sigma_0^2} (\mathbf{X}_{2i}^T \mathbf{C}_{2i}^{-1} \mathbf{X}_{2i} - \mathbf{X}_{2i-1}^T \mathbf{C}_{2i-1}^{-1} \mathbf{X}_{2i-1}), \\ l_{si}^2 &= \frac{1}{\sigma_0^2} (\mathbf{X}_{2i-1}^T \mathbf{C}_{2i-1}^{-1} \mathbf{X}_{2i-1} - \mathbf{X}_{2i-2}^T \mathbf{C}_{2i-2}^{-1} \mathbf{X}_{2i-2}). \end{aligned} \quad (20)$$

Expressions for random variables $\{l_{ci}\}_{i=1}^{\mathcal{N}}$ and $\{l_{si}\}_{i=1}^{\mathcal{N}}$ (up to sign) in (20) can be obtained in the same way as in [27, Eq. 37]

$$\begin{aligned} l_{ci} &= \frac{\gamma_{2i}}{\sigma_0} (X_{2i} - \mathbf{X}_{2i-1}^T \mathbf{C}_{2i-1}^{-1} \mathbf{r}_{2i}) / \sqrt{\mathfrak{E}_{2i}}, \\ l_{si} &= \frac{\gamma_{2i-1}}{\sigma_0} (X_{2i-1} - \mathbf{X}_{2i-2}^T \mathbf{C}_{2i-2}^{-1} \mathbf{r}_{2i-1}) / \sqrt{\mathfrak{E}_{2i-1}}, \end{aligned} \quad (21)$$

where for all i :

$$\mathfrak{E}_i = C_{i,i} - \mathbf{r}_i^T \mathbf{C}_{i-1}^{-1} \mathbf{r}_i, \mathbf{r}_i = (C_{1,i}, \dots, C_{i-1,i})^T, \gamma_i = \pm 1.$$

From (21) and the definition of the random variables $\{X_i\}$ one can conclude that random variables $\{l_{ci}, l_{si}\}$ are Gaussian as the linear combinations of the Gaussian random variables.

Note that random variables $\{l_{ci}\}_{i=1}^{\mathcal{N}}$, $\{l_{si}\}_{i=1}^{\mathcal{N}}$ may be considered as random fields $\{l_{ci}(\boldsymbol{\omega}_i)\}_{i=1}^{\mathcal{N}}$, $\{l_{si}(\boldsymbol{\omega}_i)\}_{i=1}^{\mathcal{N}}$, where $\boldsymbol{\omega}_i = (\omega_j)_{j=1}^i$. Theorem 5 (see Appendix A-B) and the above results lead to the following consequences.

Theorem 1 *The random fields from the following set*

$$\left\{ \{l_{ci}(\boldsymbol{\omega}_i)\}_{i=1}^{\mathcal{N}} \cup \{l_{si}(\boldsymbol{\omega}_i)\}_{i=1}^{\mathcal{N}} \right\}$$

are independent and unit-variance Gaussian random fields.

Also, if one suppose that $\boldsymbol{\omega}_i = \boldsymbol{\omega}_{0i}$ for all i , then the following result can be obtained using Theorem 6 (see Appendix A-B)

$$E(l_{ci}(\boldsymbol{\omega}_{0i})) = E(l_{si}(\boldsymbol{\omega}_{0i})) = 0, \text{ for all } i > \nu_0. \quad (22)$$

Next, rewrite \tilde{L}_ν^* and \tilde{L}_ν by analogy with (19):

$$\tilde{L}_\nu^* = \frac{1}{2} \sum_{i=1}^{\nu} (l_{si}^{*2} + l_{ci}^{*2}), \tilde{L}_\nu = \frac{1}{2} \sum_{i=1}^{\nu} (\tilde{l}_{si}^2 + \tilde{l}_{ci}^2), \quad (23)$$

where random variables l_{si}^* and l_{ci}^* in (23) are obtained from l_{si} and l_{ci} in (19) by the replacement of $\boldsymbol{\omega}_i$ by $\boldsymbol{\omega}_i^*$; \tilde{l}_{si} and \tilde{l}_{ci} in (23) are obtained from l_{si} and l_{ci} (19) by the replacement of $\boldsymbol{\omega}_i$ by $\hat{\boldsymbol{\omega}}_i$.

Taking into account Theorem 1 we can conclude that $\left\{ \{l_{ci}^*\}_{i=1}^{\mathcal{N}} \cup \{l_{si}^*\}_{i=1}^{\mathcal{N}} \right\}$ are independent unit-variance Gaussian random variables for all $\{\boldsymbol{\omega}_i^*\}$. Thus, cumulative distribution function (CDF) $F_i^*(x)$ and probability density function (PDF) $W_i^*(x)$ of $l_{ci}^{*2} + l_{si}^{*2}$ can be represented as

$$F_i^* = F_{NSQ}(x, d_{ci}^{*2} + d_{si}^{*2}), W_i^* = W_{NSQ}(x, d_{ci}^{*2} + d_{si}^{*2}), \quad (24)$$

where $F_{NSQ}(x, \lambda)$ denotes CDF of the noncentral chi-square random variable with two degrees of freedom and noncentrality parameter λ ; $W_{NSQ}(x, \lambda)$ denotes PDF of this random variable and $d_{ci}^* = E(l_{ci}^{*2})$, $d_{si}^* = E(l_{si}^{*2})$. In particular, statistical properties of random variables $\left\{ \{l_{ci}^2\}_{i=1}^{\mathcal{N}} \cup \{l_{si}^2\}_{i=1}^{\mathcal{N}} \right\}$ in the case of known frequencies can be obtained from (24) if we put $\boldsymbol{\omega}_i^* = \boldsymbol{\omega}_{0i}$ for all i .

Now study statistical properties of random variables $\left\{ \{\tilde{l}_{ci}^2\}_{i=1}^{\mathcal{N}} \cup \{\tilde{l}_{si}^2\}_{i=1}^{\mathcal{N}} \right\}$ for the ML method. In this case, we have to assume that the signals in (4) are orthogonal, i.e.,

$$\sum_{t=1}^{N_s} s_i(t, \boldsymbol{\theta}_i) s_j(t, \boldsymbol{\theta}_j) = \begin{cases} E_i & \text{if } i = j, \\ 0 & \text{if } i \neq j, \end{cases} \quad (25)$$

in terms of (1). Also, we assume that the energies of signals E_i do not depend on $\boldsymbol{\omega}_i$ and φ_i .

Taking into account condition (25), Theorem 1, and results from [28] one can conclude that random variables $\left\{ \{\tilde{l}_{ci}^2\}_{i=1}^{\mathcal{N}} \cup \{\tilde{l}_{si}^2\}_{i=1}^{\mathcal{N}} \right\}$ are independent.

Using a general result from [28, Eq. (25)] for our particular case we can obtain an approximate expression for CDF of \tilde{l}_{ci}^2

$$\tilde{F}_{ci}(x) \approx \begin{cases} \Phi\left(\frac{x - z_{ci}^2}{2z_{ci}}\right) \exp\left[-\frac{\xi_{ci}}{\pi} \exp\left(-\frac{x}{2}\right)\right], & \text{if } i \leq \nu_0, \\ \exp\left[-\frac{\xi_{ci}}{\pi} \exp\left(-\frac{x}{2}\right)\right], & \text{if } i > \nu_0, \end{cases} \quad (26)$$

for $x > 0$, and $\tilde{F}_{ci}(x) = 0$ for $x < 0$. Here, $z_{ci} = z_i \cos(\varphi_{0i})$

$$\left\{ \begin{matrix} \xi_{ci} \\ \xi_{si} \end{matrix} \right\} = (\omega_{2i} - \omega_{1i}) \sqrt{\frac{1}{E_i} \sum_{t=1}^{N_s} \left[t f_i(t) \begin{Bmatrix} \sin \\ \cos \end{Bmatrix} (\omega_i t + \Psi_i(t)) \right]^2}.$$

The accuracy of formula (26) is increasing with increasing the SNR or ξ_{ci} . The CDF $\tilde{F}_{si}(x)$ for the random variable \tilde{l}_{si}^2 can be obtained from (26) by changing ξ_{ci} to ξ_{si} and z_{ci} to $z_{si} = z_i \sin(\varphi_{0i})$.

Finally, the CDF and PDF for the random variable $\tilde{l}_{ci}^2 + \tilde{l}_{si}^2$ can be written as

$$\tilde{F}_i(x) = \int_{-\infty}^{\infty} \tilde{F}_{ci}(x-y) d\tilde{F}_{si}(y), \tilde{W}_i(x) = \frac{d\tilde{F}_i(x)}{dx}. \quad (27)$$

For brevity, in this paper we shall assume that $V_i = l_{si}^{*2} + l_{ci}^{*2}$, $F_i(x) = F_i^*(x)$, $W_i(x) = W_i^*(x)$ if we study the QL design approach or that $V_i = \tilde{l}_{si}^2 + \tilde{l}_{ci}^2$, $F_i(x) = \tilde{F}_i(x)$, $W_i(x) = \tilde{W}_i(x)$ if we study the ML design approach or that $V_i = l_{si}^2 + l_{ci}^2$ if we study the general case.

B. Consistency

Now find the ranges of the values of tuning parameters κ_{IR} and κ_I which provide the consistency of MOS algorithms (17) and (18), respectively. Let us represent SNRs (5) of all signals as $z_i = z_b z_{ni}$. Next, we can write a definition of the SNR-consistency. In terms of (2) this definition can be written as

$$\Pr\left(\bigcap_{\nu \neq \nu_0} \{R(\nu_0, x(t)) - R(\nu, x(t)) < 0\}\right) \xrightarrow{z_b \rightarrow \infty} 1. \quad (28)$$

Note that the concept of SNR-consistency (28) generalizes the same concept in [12].

Suppose that the noise level is *known*. In the case of known frequencies and in the case of the QL design approach to the estimation of unknown frequencies, using representation (19) we can rewrite (28) as $\Pr(\mathfrak{C}) \xrightarrow{z_b \rightarrow \infty} 1$, where \mathfrak{C} denotes the following intersection of events

$$\bigcap_k \left\{ \sum_{i=\nu_0+1}^{\nu_0+k} V_i < \kappa_{IR} k \max_{i \in \{1, \dots, \mathcal{N}\}} V_i < \sum_{i=\nu_0-k+1}^{\nu_0} V_i \right\} \quad (29)$$

for algorithm (17), or the next intersection of events

$$\bigcap_k \left\{ \frac{\sum_{i=\nu_0+1}^{\nu_0+k} V_i}{\left(1 - \kappa_I \sqrt{\frac{\nu_0}{\nu_0+k}}\right)} < \sum_{i=1}^{\nu_0+k} V_i, \sum_{i=1}^{\nu_0-k} V_i < \frac{\sum_{i=\nu_0-k+1}^{\nu_0} V_i}{\left(\kappa_I \sqrt{\frac{\nu_0}{\nu_0-k}} - 1\right)} \right\} \quad (30)$$

for algorithm (18), respectively. In (29) and (30) the number $1 \leq k \leq \mathcal{N} - \nu_0$ for the left-hand inequalities, and $1 \leq k \leq \nu_0 - 1$ for the right-hand inequalities, respectively.

Taking into account (21) one can conclude that

$$d_i^2 = \left(d_{ni}^2 + \frac{2}{z_b^2}\right) z_b^2, \quad (31)$$

here $d_i^2 = E(V_i)$, and d_{ni}^2 does not depend on z_b for all i .

Let us formulate without proof the next simple lemma.

Lemma 1 Suppose $\{\mathfrak{A}_i\}_{i=1}^N$ is a finite set of events. If all probabilities $\{\Pr(\mathfrak{A}_i)\}_{i=1}^N$ tend to unity, then the probability $\Pr\left(\bigcap_{i=1}^N \mathfrak{A}_i\right)$ also tends to unity.

In the case of known frequencies, using (22), (29), (30), and Lemma 1 one can find that condition (28) is satisfied for algorithms (17) and (18) if and only if the following inequalities

$$\kappa_{IR} k \max_{i \in \{1, \dots, \mathcal{N}\}} d_{ni}^2 < \sum_{i=\nu_0-k+1}^{\nu_0} d_{ni}^2, \sum_{i=1}^{\nu_0-k} d_{ni}^2 < \frac{\sum_{i=\nu_0-k+1}^{\nu_0} d_{ni}^2}{\left(\kappa_I \sqrt{\frac{\nu_0}{\nu_0-k}} - 1\right)}, \quad (32)$$

hold for all $1 \leq k \leq \nu_0 - 1$.

Inequalities (32) can be replaced by the following ones

$$\kappa_{IR} < \rho, \kappa_I > \ln \mathcal{N} / \ln(\rho / \mathcal{N} + 1), \quad (33)$$

where $d_{min}^2 = \min d_{ni}^2$, $d_{max}^2 = \max d_{ni}^2$, and $\rho = d_{min}^2 / d_{max}^2$ (please, see more about the parameter ρ in Section VI). Inequalities (33) reject some sufficient values of the tuning parameters, but they are quite simpler than inequalities (32). One can conclude that, if the tuning parameters κ_{IR} and κ_I satisfy conditions (32) or (33), then the corresponding algorithms are SNR-consistent.

In the case of the QL design approach to the estimation of frequencies, one can find that for $i > \nu_0$ expectations d_i^2 can be non-zero (see Section V), thus in this case, we get consistency conditions as follows

$$\sum_{i=\nu_0+1}^{\nu_0+k} d_{ni}^2 < \kappa_{IR} k \max_{i \in \{1, \dots, \mathcal{N}\}} d_{ni}^2 < \sum_{i=\nu_0-k+1}^{\nu_0} d_{ni}^2, \quad (34)$$

$$\frac{\sum_{i=\nu_0+1}^{\nu_0+k} d_{ni}^2}{\left(1 - \kappa_I \sqrt{\frac{\nu_0}{\nu_0+k}}\right)} < \sum_{i=1}^{\nu_0+k} d_{ni}^2, \sum_{i=1}^{\nu_0-k} d_{ni}^2 < \frac{\sum_{i=\nu_0-k+1}^{\nu_0} d_{ni}^2}{\left(\kappa_I \sqrt{\frac{\nu_0}{\nu_0-k}} - 1\right)},$$

for all $1 \leq k \leq \mathcal{N} - \nu_0$ for the left-hand inequalities, and for all $1 \leq k \leq \nu_0 - 1$ for the right-hand inequalities, respectively.

Let us study the case of the *unknown* noise level. Comparing (7) and (10) one can write

$$\tilde{L}_i(\hat{\sigma}^2) - \tilde{L}_{i-1}(\hat{\sigma}^2) \xrightarrow{z_b \rightarrow \infty} d_{\sigma ni}^2$$

$$d_{\sigma ni}^2 = \frac{N_s}{2} \ln \left(\frac{\sum_{j=1}^{\nu_0} d_{0nj}^2 - \sum_{j=1}^{i-1} d_{nj}^2}{\sum_{j=1}^{\nu_0} d_{0nj}^2 - \sum_{j=1}^i d_{nj}^2} \right), \quad (35)$$

where terms d_{0nj}^2 can be obtained from $d_{0j}^2 = E(l_{cj}^2(\omega_{0j}) + l_{sj}^2(\omega_{0j}))$ in accordance with formula (31). We can use formulas (9), (10), and (35), representation (19), and also the approach to the consistency analysis presented in this subsection (see (28)-(31)) to obtain the consistency conditions for algorithms (17) and (18) for the case of known frequencies:

$$\kappa_{IR} < 1 / (\mathcal{N} - \nu_0), \kappa_I > 0. \quad (36)$$

Note that consistency conditions (36) do not contain the parameter ρ or any other similar parameters. Consistency conditions for the QL design approach can be obtained by replacing in (34) terms d_{ni}^2 by terms $d_{\sigma ni}^2$ from (35).

Finally, let us formulate the following *conjecture*: in the case of the ML design approach to the estimation of unknown frequencies one can use the same consistency analysis as in the case of the known frequencies. In particular, consistency conditions (32), (33), and (36) are valid in the case of the ML approach. Note that formulas (29), (30), and (31) are not valid in the case of the ML approach for finite SNRs. However, If the SNR tends to infinity, we can assume that formulas (29), (30), and (31) become asymptotically true. If this assumption is valid, then the consistency analysis in the case of the known frequencies and, in particular, conditions (32), (33), and (36) are still valid in the case of the ML approach.

Consistency analysis of MOS algorithms proposed in this subsection can be extended to the case when the number of

samples tends to infinity. This extension can be done directly if the decision function of the MOS algorithm depends on the observed data and on the number of samples only through the likelihood function (9) or (10). In particular, for algorithms (17) and (18), one can directly obtain consistency conditions similar to (32), (33), (34), (36) and (34) with (35) using consistency analysis presented in this subsection.

It is important to note that the presented consistency analysis can be extended to a wide range of MOS algorithms. In particular, for SNR-consistency, this extension can be done directly if the decision function of the MOS algorithm depends on the observed data only through the likelihood function (see (9) or (10)) and/or the energy $\sum_{t=1}^{N_s} x^2(t)$ of the observed data, for example, see MOS algorithms (14), (15), (16), (46), their versions for the unknown noise level (see, [12]), and also most modern MOS algorithms.

C. Abridged Error Probability

As noted above, the error probability is an important performance measure for MOS algorithms. Using representation (2) we can rewrite the error probability of a MOS algorithm as

$$p_e = 1 - \Pr \left(\bigcap_{i=1, i \neq \nu_0}^{\mathcal{N}} \{R(\nu_0) < R(i)\} \right). \quad (37)$$

Performance analysis by the error probability (37) is quite difficult. Some approximations of the error probability were introduced in recent works (for example, [12], [23], [24]). However, these approximations do not take into account the general design specifics of the MOS algorithms.

In practice, the different values of the errors of the MOS algorithms have a different effects on the performance of the system as a whole. For example, in the case of $|\hat{\nu} - \nu_0| = 1$ the degradation of the system performance as a whole is usually quite less than in the case of $|\hat{\nu} - \nu_0| > 1$. Hence, one may choose the next additional condition for the most efficient MOS algorithms among the algorithms with an equal probability of error

$$\frac{p(|\hat{\nu} - \nu_0| > 1)}{p(|\hat{\nu} - \nu_0| = 1)} \rightarrow 0, \quad (38)$$

as the signal-to-noise ratio (SNR) or the number of samples tends to infinity.

Taking into account (38) we use an abridged error probability [17]–[20], [27]–[30] as a universal approximation to the error probability (37)

$$p_a \triangleq 1 - \Pr(R(\nu_0) < R(\nu_0+1), R(\nu_0) < R(\nu_0-1)). \quad (39)$$

Let us list some common properties of the abridged error probability.

P.1. In the case of $1 < \nu_0 < \mathcal{N}$, the abridged error probability (39) is a lower bound of the error probability (37).

P.2. In the case of $\nu_0 = 2$, $\mathcal{N} = 3$, the error probability (37) is reduced to the abridged error probability (39).

P.3. Assume that the absolute values of $R(\nu_0 - 1)$ and $R(\nu_0 + 1)$ grow with the SNR or the number of samples faster

than all terms from the set $\{\{R(i)\}_{i=1}^{\nu_0-2} \cup \{R(i)\}_{i=\nu_0+2}^{\mathcal{N}}\}$, i.e., if the SNR or the number of samples tends to infinity, then

$$\frac{|R(i)|}{|R(\nu_0 - 1)|} \rightarrow 0 \text{ and } \frac{|R(i)|}{|R(\nu_0 + 1)|} \rightarrow 0, \quad (40)$$

for all $i \in \{1, \dots, \nu_0 - 2, \nu_0 + 2, \dots, \mathcal{N}\}$. Under assumption (40), abridged error probability (39) tends to the error probability (37) as the SNR or the number of samples tends to infinity.

Note that, if condition (40) is not fulfilled, then condition (38) is also not fulfilled, i.e., the truth of condition (40) is a necessary property for an efficient algorithm. In practice, even if condition (40) is not satisfied (for example, for all GIC algorithms condition (12) is not satisfied), the abridged error probability can be an accurate enough approximation to the error probability. In particular, if instead of zero in conditions (40) there is a sufficiently small constant, then the approximation with increasing SNR will also be sufficiently accurate.

D. Theoretical calculation of the abridged error probability

Let us calculate the abridged error probability (determined in (39)) for algorithms (13), (17), (18). The results obtained in this section generalize the same ones in [27, see eq. 46, 51, 53] that were obtained for the particular case of the known frequencies.

1. Algorithms based on the GIC. Using (39) and results from Section IV-A we can obtain the abridged error probability of algorithm (13):

$$\begin{aligned} p_{aGIC} &= 1 - \Pr(V_{\nu_0+1} < 2\gamma\kappa, V_{\nu_0} > 2\gamma\kappa) \\ &= 1 - \Pr(V_{\nu_0+1} < 2\gamma\kappa) \Pr(V_{\nu_0} > 2\gamma\kappa) \\ &= 1 - F_{\nu_0+1}(2\gamma\kappa) + F_{\nu_0+1}(2\gamma\kappa) F_{\nu_0}(2\gamma\kappa). \end{aligned} \quad (41)$$

2. PMEP-IR algorithm. Firstly, rewrite the abridged error probability (39) for algorithm (17) as

$$p_{aIR} = 1 - p(V_{\nu_0+1} < \kappa_{IR} \max_{i \in \{1, \dots, \mathcal{N}\}} V_i, V_{\nu_0} > \kappa_{IR} \max_{i \in \{1, \dots, \mathcal{N}\}} V_i).$$

Using this formula and the result [27, Eq. 50] we can obtain the following equation for the abridged error probability of algorithm (17)

$$\begin{aligned} p_{aIR} &= 1 - \int_0^\infty W_{\nu_0}(x) F_{max}\left(\frac{x}{\kappa_{IR}}\right) F_{\nu_0+1}(x) dx \\ &\quad + \int_0^\infty W_{\nu_0+1}(x) F_{max}\left(\frac{x}{\kappa_{IR}}\right) \left(F_{\nu_0}\left(\frac{x}{\kappa_{IR}}\right) - F_{\nu_0}(x)\right) dx, \end{aligned} \quad (42)$$

where F_{max} denotes the CDF of $\max_{i \in \{1, \dots, \mathcal{N}\}, i \neq \nu_0, i \neq \nu_0+1} V_i$, and can be calculated as

$$F_{max}(x) = \prod_{i=1, i \neq \nu_0, i \neq \nu_0+1}^{\mathcal{N}} F_i(x).$$

3. PMEP-I algorithm. The abridged error probability (39) for algorithm (18) can be rewritten as

$$p_{aI} = 1 - \Pr \left(V_{\nu_0+1}/B - V_{\nu_0} < \sum_{i=1}^{\nu_0-1} V_i < V_{\nu_0}/A \right) \\ = 1 - \int_0^\infty W_{\nu_0+1}(y) \int_{\frac{A}{B(A+1)}}^\infty W_{\nu_0}(x) \\ \times [F_\Sigma(x/A) - F_\Sigma(y/B-x)] dx dy, \quad (43)$$

where $A = \kappa_I \sqrt{\frac{\nu_0}{\nu_0-1}} - 1$, $B = \kappa_I \sqrt{\frac{\nu_0+1}{\nu_0}} - 1$, F_Σ is the CDF of $\sum_{i=1}^{\nu_0-1} V_i$.

Formulas (24), (27) with abridged error probability formulas (41), (42), (43) allow us to provide a performance analysis of the MOS algorithms based on (13), (17) and (18).

It is important to note that the presented theoretical performance analysis can be extended to a wide range of MOS algorithms. In particular, one can use presented performance analysis to study the performance of algorithm (46).

V. QUASILIKELIHOOD APPROACH

In this section, we collect some results connected with the BL estimates of frequencies.

A. Frequency errors and MOS algorithms robustness

Let us start with the case of known frequencies. In this case, using result (41), statistical properties of random variables $\left\{ \left\{ l_{ci}^2 \right\}_{i=1}^{\mathcal{N}} \cup \left\{ l_{si}^2 \right\}_{i=1}^{\mathcal{N}} \right\}$ (see Section IV-A), and property P.1. of the abridged error probability one can find the next theorem.

Theorem 2 *If $\nu_0 < \mathcal{N}$, then the error probability of any non-adaptive MOS algorithm tends to some non-zero constant with the SNR or the number of samples tends to infinity.*

Suppose that the BL estimates of frequencies ω_i^* are used in some non-adaptive MOS algorithm, then the following theorem can be stated.

Theorem 3 *If $\omega_i^* \neq \omega_{0i}$ and $\nu_0 < \mathcal{N}$, then the error probability of the non-adaptive MOS algorithm tends to unity with the SNR tends to infinity.*

Proof: We give here a sketch of the proof. If the condition $\omega_i = \omega_{0i}$ is not fulfilled, then equalities (22) are also broken. Moreover, in this case, the expectations from (22) depend on the true values of the amplitudes. Indeed, suppose that $\omega_i = \omega_i^*$, $E(l_{ci}^*)$ and $E(l_{si}^*)$ can be rewritten (up to sign) as

$$E \left(\frac{X_i^* - \mathbf{X}_{i-1}^{*T} \mathbf{C}_{i-1}^{*-1} \mathbf{r}_i^{**}}{\sigma_0 \sqrt{\mathfrak{S}_i^{**}}} \right) = \mathbf{Q}_{0\nu_0}^T \left(\frac{\mathbf{r}_i^* - \mathbf{C}_{i-1}^{*T} \mathbf{C}_{i-1}^{*-1} \mathbf{r}_i^{**}}{\sqrt{\mathfrak{S}_i^{**}}} \right), \quad (44)$$

where $\mathbf{X}_i^* = (X_j^*)_{j=1}^i$, $\mathbf{r}_i^* = (C_{\alpha,i}^*)_{\alpha=1}^i$, $\mathbf{r}_i^{**} = (C_{\alpha,i}^{**})_{\alpha=1}^i$, $\mathbf{C}_i^* = \{C_{\alpha,\beta}^*\}_{\alpha,\beta=1}^i$, $\mathbf{C}_i^{**} = \{C_{\alpha,\beta}^{**}\}_{\alpha,\beta=1}^i$, $C_{\alpha,\beta}^* = \text{cov}(X_\alpha^*, X_\beta^*)$, $C_{\alpha,\beta}^{**} = \text{cov}(X_\alpha^*, X_\beta^*)$, $\mathfrak{S}_i^{**} = C_{i,i}^{**} -$

$\mathbf{r}_i^{**T} \mathbf{C}_{i-1}^{*-1} \mathbf{r}_i^{**}$, random variables X_i^* are obtained from the X_i in (9) by the replacement of ω_i by ω_i^* ,

$$(\mathbf{Q}_{0\nu_0})_i = \begin{cases} \begin{cases} (a_{0i} \cos \varphi_{0i}) / \sigma_0, & \text{if } i \text{ is even,} \\ (a_{0i} \sin \varphi_{0i}) / \sigma_0, & \text{if } i \text{ is odd;} \end{cases} & \text{if } i \leq \nu_0 \\ 0, & \text{if } i > \nu_0. \end{cases}$$

Finally, for $i > \nu_0$ equation (44) can be rewritten as

$$E(l_{ci}^*) = \mathbf{Q}_{0\nu_0}^T \mathbf{k}_{ci}, E(l_{si}^*) = \mathbf{Q}_{0\nu_0}^T \mathbf{k}_{si}, \quad (45)$$

where $i > \nu_0$, \mathbf{k}_{ci} and \mathbf{k}_{si} do not depend on the true values of the amplitudes, noise level, and SNR.

Summing up, on the one hand, result (45) show that for $i > \nu_0$ the expected values of the random variables l_{ci}^* and l_{si}^* grow with SNR, but, on the other hand, the penalty terms of the non-adaptive algorithms still do not depend on the SNR. These facts imply Theorem 3. ■

Suppose we design the MOS algorithm in the case of *a priori* known frequencies. If the error probability of this algorithm saves its behavior (for SNR tends to infinity) in the case of some errors in using frequencies values (i.e., the error probability, for example, still monotonically tends to zero or some non-zero constant), then we call such MOS algorithm as the BL-robust algorithm.

Theorem 3 shows that non-adaptive MOS algorithms are not BL-robust. Note that, the numerical analysis in Section VII shows that algorithms EEF, gMDL, NMDL, and RRT are also not BL-robust (see Fig. 3 for the known noise level and Fig. 4 for the unknown noise level).

B. Quasilielihood performance analysis

Note that the performance analysis based on the formula (27) considers all the statistical information about the ML estimates of the frequencies, and vice versa the analysis based on the formula (24) does not take into account this information.

On the other hand, comparing results (24), (27) we can conclude that the theoretical performance analysis in the case of the ML estimation of the frequencies is quite more difficult than in the case of the BL estimation. Moreover, in practice, one may use some fast or simple modifications of the maximum likelihood methods for estimating the frequencies and the actual probability distribution of the estimates of frequencies may be very different from the distribution of the exact ML estimates. These reasons motivate us to propose a new approach to the performance analysis of the MOS algorithms, and this approach is called QL performance analysis.

Substitute $F_i^*(x)$ from (24) to the formulas for the abridged error probabilities (41) (42), (43). Note that these formulas are still valid for any values of ω_i^* due to Theorem 1. Next, we can represent these probabilities as functions of the frequencies errors $p_{aGIC}(\Delta\omega)$, $p_{aIR}(\Delta\omega)$, $p_{aI}(\Delta\omega)$, where $\Delta\omega = \omega^* - \omega_0$. Finally, we provide a performance measure that uses these functions only: $p_{aq} = \sum_{i=1}^{N_\Delta} p_a(\Delta\omega_i) \mathfrak{L}(\Delta\omega_i)$, where $\{\Delta\omega_i\}_{i=1}^{N_\Delta}$ is a set of the frequencies errors and $\mathfrak{L}(\Delta\omega)$ is a loss function (for instance, $\mathfrak{L}(\Delta\omega) = \Delta\omega^2$).

The measure p_{aq} shows the impact of the different errors in the used frequencies values on the MOS algorithm

performance. The loss function allows specifying the errors contributions. Moreover, if the probabilities of errors $p_{\Delta\omega_i}$ are known, then one can also use them and calculate weighted average abridged error probability as $p_{waa} = \sum_{i=1}^{N_{\Delta}} p_{\Delta\omega_i} p_a(\Delta\omega_i) \mathcal{L}(\Delta\omega_i)$.

VI. FUTURE WORK

Formulas (33) indirectly point to one of the main problems of algorithms (17), (18) and other similar algorithms: their performance degrades with increasing the value of $u = \max a_{0i} / \min a_{0i}$. Let us call this ratio *amplitudes unevenness*. Using (21) one can conclude that the increasing u implies decreasing ρ . We have done a deeper numerical analysis of algorithms (17), (18) and it also approved the problem (for example, see Fig. 8). On the other hand, for example, GIC algorithms are free from such problems. Let us propose a qualitative explanation of this phenomenon. First of all, we represent the decision function (see (2)) as

$$\begin{aligned} R(\nu, x(t)) &= \sum_{i=1}^{\nu} [R(i, x(t)) - R(i-1, x(t))] \\ &= \sum_{i=1}^{\nu} \left[(\tilde{L}_{i-1} - \tilde{L}_i) + (\mathfrak{P}_i - \mathfrak{P}_{i-1}) \right] = \sum_{i=1}^{\nu} \left[-\frac{V_i}{2} + \mathfrak{p}_i \right], \end{aligned}$$

here we use representations (3) and (19).

Let us characterize the contribution of individual terms V_i and \mathfrak{p}_i to the final value of decision function R by the values of their expectations: $d_i^2 = E(V_i)$ and $\mathfrak{d}_i = E(\mathfrak{p}_i)$.

Next, we consider two types of penalty functions: local and global penalty functions. We assume that each term \mathfrak{p}_i of the *local* penalty function can depend on the observed data $x(t)$ only through the term V_i . On the other hand, each term \mathfrak{p}_i of the *global* penalty function can, for example, statistically depend on all terms in $\{V_j\}_{j=1}^i$ or in $\{V_j\}_{j=1}^{\nu_{max}}$. It implies that all values in the set $\{d_j^2\}_{j=1}^i$ or $\{d_j^2\}_{j=1}^{\nu_{max}}$ can make some contribution to \mathfrak{d}_i .

This leads to both the advantages of the global penalty over the local one and the disadvantages. On the one hand, the global penalty can improve the performance of the MOS algorithm since the global penalty can enhance the growth of the decision function for $\nu > \nu_0$ (with SNR increasing). For the local penalty, if $\nu > \nu_0$, then $d_{\nu}^2 = 0$ due to Theorem 6 (also note that we can extend Theorem 2 to the case of the local penalty term). On the other hand, the global penalty can make the MOS algorithm sensitive to the unevenness of the signal amplitudes, because the global penalty can suppress the contribution of the weak signals to the decision function if $u \gg 1$ (i.e., $\rho \ll 1$). For the local penalty, the terms corresponding to the strong signals do not affect the terms corresponding to the weak signals.

A. Complex penalty

These observations indicate the advisability of using the local and global penalty functions together in a single complex penalty function, moreover, the contribution of the global part of the penalty function should be significant only for sufficiently large SNR (compared to the value of $1/\rho$).

Based on the results given in this paper, we introduce a weak optimality criterion (WOC) for MOS algorithms (instead of the minimum probability of error criterion). According to WOC, the MOS algorithm must satisfy the following conditions.

WOC1: Consistency (see (28) for definition) at least for a certain range of tuning parameters.

WOC2: BL-robustness (see Section V).

WOC3: Assumption (40).

WOC4: Tuning parameters should be chosen to minimize the abridged error probability.

WOC5: Low sensitivity to the amplitudes unevenness.

If some penalty term contains both local and global components, then we call this term a complex penalty term. Let us demonstrate an example of a PMEP algorithm based on the complex penalty term (PMEPc algorithm)

$$R_c = -L_{\nu} + \kappa_{1c}\nu + \kappa_{2c}\nu \left(\max_{i \in \{1, \dots, N\}} (L_i - L_{i-1}) \right)^{\kappa_{3c}}, \quad (46)$$

where κ_{1c} , κ_{2c} , and κ_{3c} are tuning parameters. Note that, parameters κ_{1c} and κ_{2c} serve to minimize error probability, and parameter κ_{3c} serves to provide a balance between the local $\kappa_{1c}\nu$ and global $\kappa_{2c}\nu(\dots)^{\kappa_{3c}}$ components of the complex penalty term for different values of SNR.

Next, let us describe the steps that need to be taken to provide optimality of algorithm (46) in the sense of WOC. Firstly, we need to find ranges of tuning parameters such that PMEPc MOS algorithm (46) is consistent (see WOC1). Methods presented in Section IV-B one can use directly to find these ranges. Secondly, we need to find the values of the tuning parameters for which algorithm (46) satisfies BL-robustness (WOC2), WOC3, and low sensitivity to the amplitudes unevenness (WOC5) conditions taking into account the results of the first step. Essentially, it is necessary to choose (according to SNR) such a balance between the local and global penalties using tuning parameters so that algorithm (46) satisfies all these three conditions. Finally, we find values of tuning parameters that minimize the abridged error probability of algorithm (46) and belong to the ranges obtained as a result of the first two steps. Note that, one can use methods described in Section IV-D to find an analytical expression for the abridged error probability of algorithm (46). This expression can help to solve problems formulated both in the second and final steps.

B. Adaptation of tuning parameters

Note that the described problem of the high sensitivity of PMEP MOS algorithms (17) and (18) to amplitudes unevenness can be solved in a different way for a wide range of practical applications.

Suppose that z_1, z_2, \dots are true values of SNRs and they can tend to infinity independently (not only as specified in Section IV-B). Let the parameter u be known or can be estimated or can be bounded in some way. In this case, one can fix the high sensitivity of PMEP MOS algorithms (17) and (18) to amplitudes unevenness using the true value of u (or its estimate, or its lower bound). For example, in the case of PMEP-IR algorithm (17), we should change the tuning

parameter κ_{IR} to the following $\check{\kappa}_{IR}$, where $\check{\kappa}$ is a true value or an estimate or a lower bound of the parameter κ .

C. Unknown noise level

Despite the result (36), our numerical studies show that the amplitudes unevenness problem is still partially valid in the case of the unknown noise level. One can explain this using analysis similar to the one given in Section VI. However, there are some differences between the case of known noise level and the case of the unknown noise level. For example, if in the situation shown in Fig. 8 the noise level is unknown, then the PMEP-IR MOS algorithm will retain its performance for any value of amplitudes unevenness and without any modification.

VII. SIMULATIONS

In this section we numerically study the problem of estimating the number of sinusoids as a special case of our problem, thus we assume that $f_i(t) = 1$ and $\Psi_i(t) = 0$ for all i . We set $\mathcal{N} = 5, \nu_0 = 3$. We use settings and notations similar to those of [31] and [24]. Also, we suppose that $\omega_{0i} = 2\pi(0.2 + (i-1)/N_s)$, $\varphi_{01} = 0$, $\varphi_{02} = -\pi/8$, $\varphi_{03} = -\pi/6$, and $\forall i a_{0i} = a$. For all simulations, it is supposed (without loss of generality) that $\sigma_0 = 1$, thus we tune the SNRs (5) by the amplitudes only.

We provide simulations for six cases: *a priori* known frequencies, unknown frequencies (each iteration requires ML estimation of frequencies), partially unknown frequencies (in this case we use the BL estimates of frequencies only), and for *a priori* known and unknown noise level. In the case of unknown frequencies, one has to numerically estimate these frequencies, but for $\mathcal{N} > 3$ it is a complex computational problem. We use an approach that is similar to that presented in [31] to resolve these difficulties.

Besides the above settings, we need to find optimal in the sense of minimum error probability values of the tuning parameters for the numerical studies of the PMEP algorithms. Firstly, we find

$$\kappa_{IR}^{opt/abr} = \arg \min_{\kappa_{IR}} p_{aIR}(\kappa_{IR}), \kappa_I^{opt/abr} = \arg \min_{\kappa_I} p_{aI}(\kappa_I),$$

where abridged error probabilities $p_{aIR}(\kappa_{IR})$ and $p_{aI}(\kappa_I)$ are defined by formulas (42) and (43), respectively, in the case of $\mathcal{N} = 5, \nu_0 = 3$, and $\text{SNR} = -4$ dB. Secondly, we use numerical methods to calculate error probabilities $p_{eIR}(\kappa_{IR})$ and $p_{eI}(\kappa_I)$ of algorithms (17) and (18) in the case of unknown frequencies, $\mathcal{N} = 5, \nu_0 = 3$, and $\text{SNR} = -4$ dB. Next, we find $\kappa_{IR}^{opt} = \arg \min_{\kappa_{IR}} p_{aIR}(\kappa_{IR})$, $\kappa_I^{opt} = \arg \min_{\kappa_I} p_{aI}(\kappa_I)$. Finally, we obtain the following result

$$\kappa_{IR}^{opt} \approx \kappa_{IR}^{opt/abr} = 0.25, \kappa_I^{opt} \approx \kappa_I^{opt/abr} = 3.$$

This result leads us to the following *conjecture*: one can use relatively simple formulas (24) with the formulas for the abridge error probability (for example, with (42) and (43)) to find optimal values of the tuning parameters in the case of unknown frequencies.

We choose algorithm [24, Eq. 20] as an example of a GIC algorithm for our numerical studies. The stricture of this

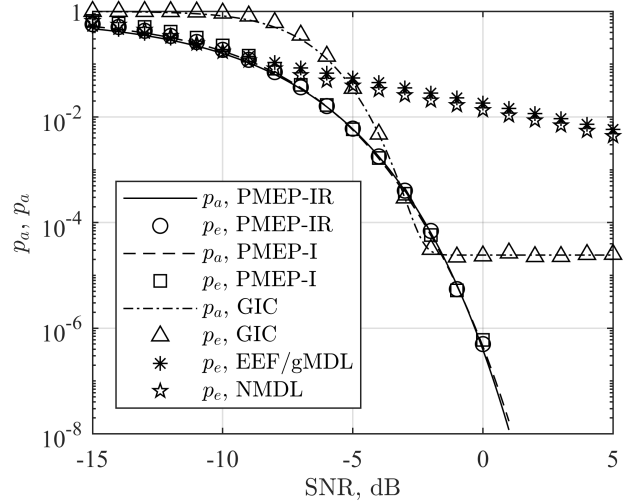


Fig. 1. Abridged error probabilities p_a and error probabilities p_e of the different MOS algorithms versus SNR. A priori known frequencies and noise level case.

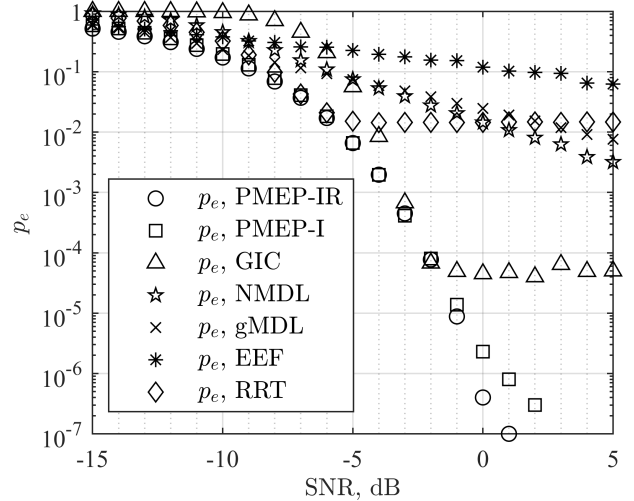


Fig. 2. Error probabilities p_e of the different MOS algorithms versus SNR. A priori known frequencies and unknown noise level case.

algorithm includes a tuning parameter α . We use this algorithm with $\alpha = 0.007$. Note that the RRT algorithm [10, Eq. 2] also contains a tuning parameter denoted as α in its structure. We use the RRT algorithm with $\alpha = 0.01$.

Our further numerical studies are depicted in Fig. 1 - 8.

Firstly, we study the case of *a priori* known frequencies and an *a priori* known noise level. Figure 1 shows abridged error probabilities p_a theoretically calculated for the PMEP-IR (see (42)), PMEP-I (43), GIC (41) algorithms and error probabilities p_e calculated numerically for PMEP-IR, PMEP-I, GIC, EEf/gMDL, NMDL algorithms, all as functions of SNR (g-MDL and EEf algorithms have the same performance in the case of *a priori* known noise level). Fig. 1 confirms Theorem 2 (see the dash-dotted line and triangles), i.e., it confirms that the GIC algorithm is not SNR-consistent. Also, Fig. 1 shows that starting with $\text{SNR} = -4$ dB the error probability can be

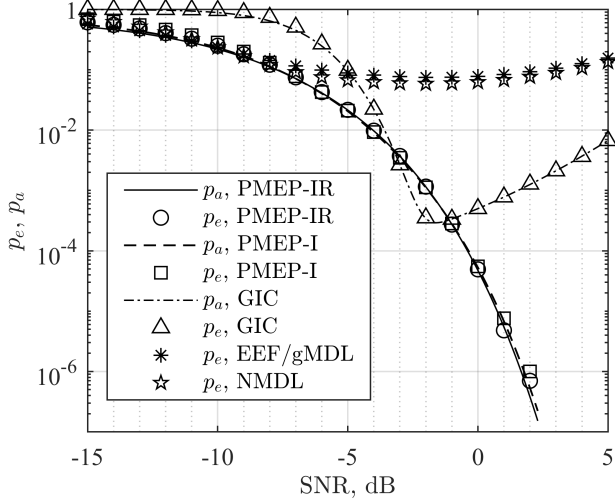


Fig. 3. Abridged error probabilities p_a and error probabilities p_e of the different MOS algorithms versus SNR. In this figure, all presented MOS algorithms are designed within the QL approach. Here, we suppose that $\Delta\omega = 0.0025$. A priori known noise level case.

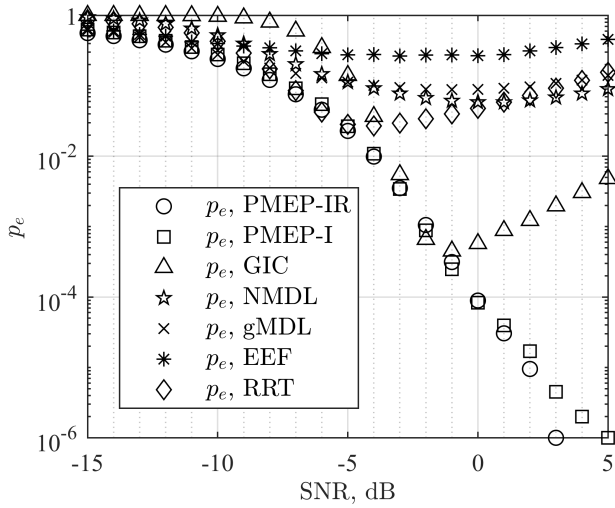


Fig. 4. Error probabilities p_e of the different MOS algorithms versus SNR. In this figure, all presented MOS algorithms are designed within the QL approach. Here, we suppose that $\Delta\omega = 0.0025$. A priori unknown noise level case.

well approximated using the abridged error probability (in this particular case). All these dependencies are depicted in Figure 2 for the same settings, except for the noise level, which is unknown in this case. Note that, in the case of the unknown noise level we use the form of EEF algorithm from [7]. Despite that MOS algorithm (13) does not satisfy condition (40), the abridged error probability is still an accurate approximation for the error probability of this algorithm.

Next, study the QL approach to the design of MOS algorithms (the case of partially unknown frequencies). Figures 3 and 4 show the same dependencies with the same settings as in Fig. 1 and Fig. 2, respectively. However, in this case, we use the BL estimates $\omega_i^* = \omega_{0i} + \Delta\omega$ (with the error in all BL estimates $\Delta\omega = 0.0025 \approx 5\%(\omega_{0i+1} - \omega_{0i})$) instead of ω_{0i} to

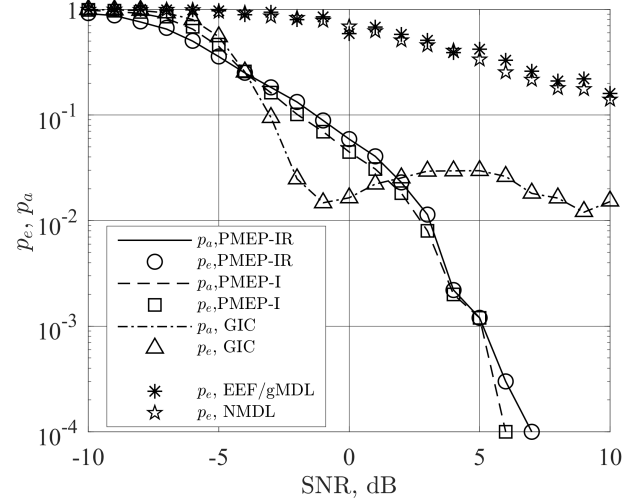


Fig. 5. Abridged error probabilities p_a and error probabilities p_e of different MOS algorithms versus SNR. We use the ML approach to design all the MOS algorithms presented in this figure.

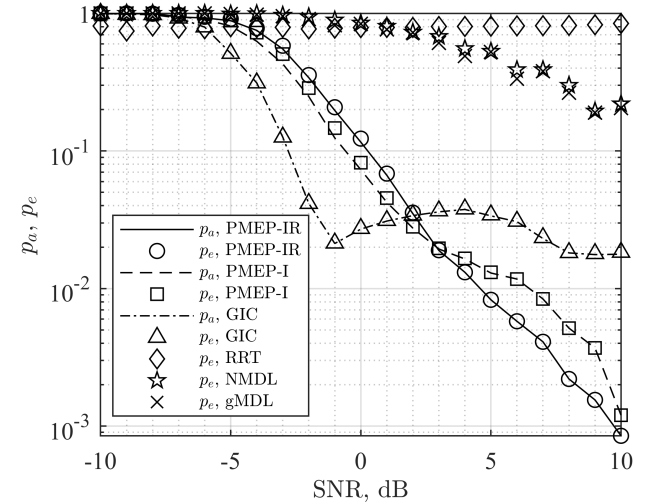


Fig. 6. Abridged error probabilities p_a and error probabilities p_e of different MOS algorithms versus SNR. We use the ML approach to design all the MOS algorithms presented in this figure. A priori unknown noise level case.

design all the studied MOS algorithms. Fig. 3 confirms (see the dash-dotted line and triangles) Theorem 3, i.e., it confirms that the GIC algorithm is not robust to errors in used frequencies values. Moreover, this figure shows that the EEF, gMDL, and NMDL algorithms are also not robust to the errors in used frequencies values (see asterisks and pentagrams). Figure 4 confirms these conclusions in the case of the unknown noise level. Also, in this particular case, Fig. 3 shows that starting with $\text{SNR} = -4$ dB the error probability can also be well approximated by the abridged error probability.

Figures 5 and 6 show our results in the case of *a priori* unknown frequencies (the ML approach) and *a priori* known and unknown noise level, respectively. These figures show numerical values of abridged error probabilities p_a and error probabilities p_e of the MOS algorithms versus SNR. The

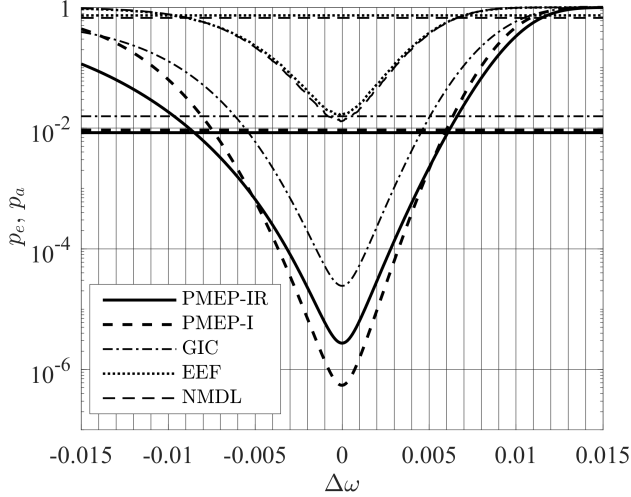


Fig. 7. Error probabilities p_e versus frequency error $\Delta\omega$. A comparison of the QL and ML (horizontal bold lines) approaches.

values of probabilities p_a and p_e are calculated based on the identical realizations of the observed data, thus the statistical variations of these values are the same. Fig. 5 confirms the abridged error probability as a good approximation of the error probability starting with $\text{SNR} = -6\text{dB}$.

Note that, from our theoretical and numerical studies, partially shown in Figures 3 - 6, it follows that the MOS algorithms that demonstrate weak performance in the case of BL estimate (see Fig. 3 and 4) also demonstrate weak performance in the case of ML estimate of frequencies (see Fig. 5 and 6) and vice versa. This fact confirms the QL performance analysis proposed in Section V-B.

Overall figures 1 - 6 show a significant advantage of the studied PMEP algorithms (PMEP-IR, PMEP-I) in the case of $\text{SNR} > 0$ (design with *a priori* known frequencies and the QL design approach) and in the case of $\text{SNR} > 4$ (the ML design approach). This advantage can be crucial in a wide range of practical applications.

Next, compare the QL and ML approaches to the design of MOS algorithms in the case of the known noise level. Figure 7 shows the abridged error probabilities of GIC, PMEP-I, and PMEP-IR algorithms and error probabilities of EEf and NMDL algorithms in the case of the QL approach versus errors in the used BL frequencies estimates ($\Delta\omega_i$). In Fig. 7 we suppose that for all i : $\Delta\omega_i = \Delta\omega$. Also, in Fig. 7 we plot the error probabilities of the same MOS algorithms, but in the case of the ML design approach (horizontal bold lines). Note that in Fig. 7 the lines of the same type refer to the same algorithms. For all the cases we set $\text{SNR} = 0\text{dB}$. Solid and dashed horizontal lines almost coincide.

Comparing the plotted curves in Fig. 7 in pairs (single pair relates to same MOS algorithms), we can conclude that for each MOS algorithm there is an interval of $\Delta\omega_i$ such that the MOS algorithm designed within the QL approach has better performance than one designed within the ML approach. We call these intervals the BL intervals. If all possible errors in frequencies estimates in a particular practical application are

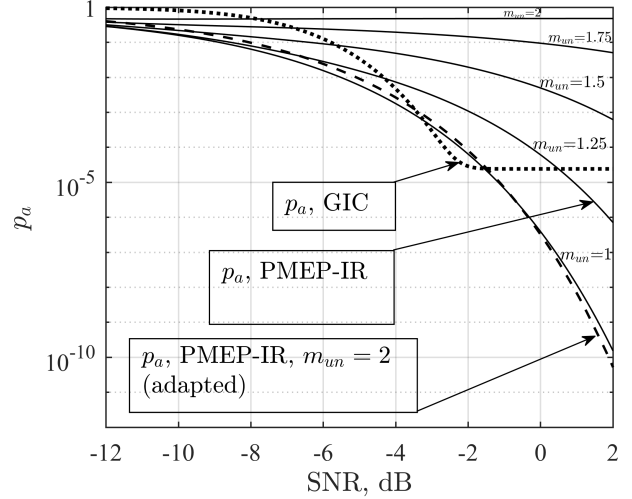


Fig. 8. Abridged error probabilities p_a of the different MOS algorithms versus SNR.

less than the corresponding BL intervals, then one can use the BL estimates instead of the ML estimates to design the MOS algorithm without loss of its performance.

Here we list the BL intervals obtained from Fig. 7: the BL interval is 0.006 for the PMEP-IR algorithm; 0.006 for the PMEP-I algorithm; 0.005 for the GIC algorithm; 0.007 for the EEf, gMDL, NMDL algorithms. Comparing these values of BL intervals and the value of the error in the BL estimates $\Delta\omega = 0.0025$ which is chosen for numerical simulations presented in Fig. 3 one concludes that the robustness problem described in Theorem 3 has a practical meaning.

Finally, study the impact of amplitudes unevenness on the performance of algorithms PMEP-I and PMEP-IR. We introduce amplitudes unevenness to our model with a multiplier $m_{un} \geq 1$ as follows: $a_{01} = m_{un}a$, while $\forall i > 1$: $a_{0i} = a$, i.e., $u = m_{un}$. Fig. 8 shows abridged error probabilities p_a calculated for PMEP-IR (42) algorithm (performance of PMEP-I show a similar behavior) for different values of $m_{un} \in \{1, 1.25, 1.5, 1.75, 2\}$ and for GIC algorithm (41) for comparison.

Fig. 8 confirms the high sensitivity of algorithms containing only the global penalty function to amplitudes unevenness (see a group of thin solid lines). On the other hand, the bold dashed line shows the performance of the PMEP-IR algorithm for $m_{un} = 2$ and in the case of using the tuning parameter adaptation, as suggested in Section VI-B. Comparing the solid and dashed lines, we conclude that the use of an adapted tuning coefficient $\check{\kappa}_{IR}$ can remove the sensitivity of the PMEP-IR algorithm to amplitude unevenness.

VIII. CONCLUSIONS

In this paper, we proposed new approaches to the design, consistency analysis, and performance analysis of the MOS algorithms and applied these approaches to the classical problems of estimating the number of modulated sinusoids with unknown amplitudes, phases, known, unknown, and partially

unknown frequencies in the presence of noise with known and unknown levels.

We believe that the presented approaches and results make it possible to design high-performance MOS algorithms for a wide range of signal-processing applications.

APPENDIX A PRELIMINARY RESULTS

A. A new non-iterative formula for the Gram-Schmidt process

Let \mathbb{V} be a vector space over the field \mathbb{C} with an inner product $\langle \cdot, \cdot \rangle$. Suppose A_1, \dots, A_N are linearly independent vectors in \mathbb{V} . Let n and N be natural numbers, and $1 \leq n \leq N$. Suppose for any n , $\mathbf{G}_n = (G_{i,j})_{i,j=1}^n \in \mathbb{C}^{n \times n}$ is a Gram matrix with dimension $n \times n$ whose element $G_{i,j} = \langle A_i, A_j \rangle$ is the inner product of A_i and A_j , $\mathbf{g}_n = (G_{1,n}, \dots, G_{n-1,n})^T \in \mathbb{C}^{n-1 \times 1}$.

Now let us define vectors $B_1 \in \mathbb{V}, \dots, B_N \in \mathbb{V}$ as

$$B_n = \left(A_n - \sum_{i=1}^{n-1} A_i (\mathbf{G}_{n-1}^{-1} \mathbf{g}_n)_i \right) / \sqrt{S_n}, \quad (47)$$

if $2 \leq n \leq N$, $B_1 = A_1 / \sqrt{G_{1,1}}$.

Here $S_n = G_{n,n} - \mathbf{g}_n^H \mathbf{G}_{n-1}^{-1} \mathbf{g}_n$ is the Schur complement [32], the superscript H denotes the Hermitian transpose, $(\mathbf{G}_{n-1}^{-1} \mathbf{g}_n)_i$ denotes the i -th component of the vector $\mathbf{G}_{n-1}^{-1} \mathbf{g}_n$.

Let us prove that formulas (47) define the Gram-Schmidt orthonormalization process.

Theorem 4 Suppose that $\tilde{B}_1, \dots, \tilde{B}_N$ are orthonormal vectors produced by applying the Gram-Schmidt process to the vectors A_1, \dots, A_N , and that the vectors B_1, \dots, B_N are defined by equations (47); then $\tilde{B}_n = B_n$ for any $1 \leq n \leq N$.

Proof: Please see Appendix B-A. ■

B. Preliminary probabilistic results

Let $\mathcal{X}_1, \dots, \mathcal{X}_N$ be linearly independent real valued random variables with finite variances. Suppose for any $1 \leq n \leq N$, $\mathcal{X}_n = (\mathcal{X}_1, \dots, \mathcal{X}_n)^T$ is a random vector, $\mathbf{C}_n = (\mathcal{C}_{i,j})_{i,j=1}^n \in \mathbb{R}^{n \times n}$ is a covariance matrix of the vector \mathcal{X}_n (the element $\mathcal{C}_{i,j} = \text{cov}(\mathcal{X}_i, \mathcal{X}_j)$ is the covariance between \mathcal{X}_i and \mathcal{X}_j), $\boldsymbol{\mu}_n = (\mu_1, \dots, \mu_n)^T$ is the mean vector of \mathcal{X}_n .

Despite the fact that random variables with arbitrary expectations do not form a vector space, one can find that applying the Gram-Schmidt process to random variables $\mathcal{X}_1, \dots, \mathcal{X}_N$ produces uncorrelated random variables with unit variances. Thus Theorem 4 implies the following result.

Theorem 5 If random variables $\{\mathcal{Y}_n\}_{n=1}^N$ are defined as

$$\mathcal{Y}_n = \gamma_n \left(\mathcal{X}_n - \mathcal{X}_{n-1}^T \mathbf{C}_{n-1}^{-1} \mathbf{c}_n \right) / \sqrt{S_n}, \quad \mathcal{Y}_1 = \gamma_1 \mathcal{X}_1 / \sqrt{\mathcal{C}_{1,1}}, \quad (48)$$

where $\gamma_n = \pm 1$, then the random variables $\{\mathcal{Y}_n\}_{n=1}^N$ can be produced by applying the Gram-Schmidt process to the random variables $\{\mathcal{X}_n\}_{n=1}^N$, and for any $1 \leq n, m \leq N$, the following equalities hold

$$\begin{aligned} \text{cov}(\mathcal{Y}_n, \mathcal{Y}_m) &= 0, \text{ if } n \neq m; \\ \text{cov}(\mathcal{Y}_n, \mathcal{Y}_n) &= 1, \text{ if } n = m. \end{aligned} \quad (49)$$

(Partially similar theorem can be found in [29, Statement 1] or [27, Statement 1].)

Next, suppose that random variables $\{\mathcal{X}_j\}_{j=1}^n$ have the following structure

$$\mathcal{X}_j = \sum_{t=1}^{N_s} x(t) s_j(t, \boldsymbol{\theta}_j).$$

Here $x(t) = \sum_{i=1}^{n_0} a_{0i} s_i(t, \boldsymbol{\theta}_{0i}) + \xi(t)$, $s_i(t, \boldsymbol{\theta}_i)$ is a signal with a vector of parameters $\boldsymbol{\theta}_i$, $a_{0i} \in \mathbb{R}$, and $\xi(t)$ is the AWGN.

Theorem 6 If $n > n_0$ and $\boldsymbol{\theta}_i = \boldsymbol{\theta}_{0i}$ for all i then

$$\mathbb{E}(\mathcal{Y}_{0n}) = \mathbb{E} \left(\mathcal{X}_{0n} - \mathcal{X}_{0n-1}^T \mathbf{C}_{0n-1}^{-1} \mathbf{c}_{0n} \right) = 0,$$

where \mathbb{E} denotes an expectation, $\mathcal{X}_{0j} = \sum_{t=1}^{N_s} x(t) s_j(t, \boldsymbol{\theta}_{0j})$, $\mathbf{C}_{0i,j} = \text{cov}(\mathcal{X}_{0i}, \mathcal{X}_{0j})$, $\mathbf{C}_{0n} = (\mathbf{C}_{0i,j})_{i,j=1}^n$, $\mathcal{X}_{0n} = (\mathcal{X}_{0j})_{j=1}^n$.

(This result is a generalization of [29, Eq. 40])

Proof: Please see Appendix B-B. ■

APPENDIX B PROOFS

A. Proof of the Theorem 4

The case $n = 1$ is obvious. Let us consider the case $n > 1$. Using the non-iterative formula for the Gram-Schmidt process from [32], we get

$$\tilde{B}_n = \frac{1}{\sqrt{|\mathbf{G}_{n-1}| |\mathbf{G}_n|}} \begin{vmatrix} G_{1,1} & \dots & G_{1,n-1} & A_1 \\ \vdots & \ddots & \vdots & \vdots \\ G_{n-1,1} & \dots & G_{n-1,n-1} & A_{n-1} \\ G_{n,1} & \dots & G_{n,n-1} & A_n \end{vmatrix}, \quad (50)$$

where $|\cdot|$ denotes the determinant of a matrix. The determinant in the second factor at the right-hand side of (50) has to be formally expanded along the last column.

Next, using block matrices, we can represent (50) as

$$\tilde{B}_n = \sqrt{\frac{|\mathbf{G}_{n-1}|}{|\mathbf{G}_n|}} \left(A_n + \frac{1}{|\mathbf{G}_{n-1}|} \sum_{i=1}^{n-1} (-1)^{i+n} A_i \left| \mathbf{G}_{n-1}^{\{i\}} \right| \mathbf{g}_n^H \right), \quad (51)$$

where $\mathbf{G}_{n-1}^{\{i\}}$ is the matrix obtained by deleting the i -th row from \mathbf{G}_{n-1} .

Let us expand the determinant of each block matrix $\left(\mathbf{G}_{n-1}^{\{i\}} \right)$ in (51) along the row \mathbf{g}_n^H

$$\tilde{B}_n = \sqrt{\frac{|\mathbf{G}_{n-1}|}{|\mathbf{G}_n|}} \left(A_n + \sum_{i=1}^{n-1} \sum_{k=1}^{n-1} (-1)^{i+k} A_i M_{i,k}^{[n-1]} G_{k,n} \right), \quad (52)$$

where $M_{i,k}^{[n-1]}$ is the i, k -th minor of \mathbf{G}_{n-1} , i.e., $M_{i,k}^{[n-1]}$ is the determinant of the submatrix that is obtained by deleting the i -th row and the k -th column from \mathbf{G}_{n-1} .

Now let us rewrite B_n (47) using $M_{i,k}^{[n-1]}$:

$$B_n = \left(A_n + \sum_{i=1}^{n-1} \sum_{k=1}^{n-1} (-1)^{i+k} A_i M_{i,k}^{[n-1]} G_{k,n} \right) / \sqrt{S_n}. \quad (53)$$

Comparing (52) and (53), we get

$$\tilde{B}_n \sqrt{\frac{|\mathbf{G}_n|}{|\mathbf{G}_{n-1}|}} = B_n \sqrt{S_n}. \quad (54)$$

Now to complete the proof of Theorem 4 we need to prove the following equality:

$$\langle \tilde{B}_n, \tilde{B}_n \rangle = \langle B_n, B_n \rangle. \quad (55)$$

It is well known that $\langle \tilde{B}_n, \tilde{B}_n \rangle = 1$ (see [32]). Equality $\langle B_n, B_n \rangle = 1$ can be proved by direct calculations, thus we assume that equality (55) holds.

Comparing (54) and (55), we get proof of Theorem 4.

B. Proof of the Theorem 6

Firstly, the following result can be obtained by direct calculations: $\text{cov}(\mathcal{X}_i, \mathcal{X}_j) = \sum_{t=1}^{N_s} s_i(t, \boldsymbol{\theta}_i) s_j(t, \boldsymbol{\theta}_j)$.

If $n > n_0$ and $\boldsymbol{\theta}_i = \boldsymbol{\theta}_{0i}$ for all i , then one can find that

$$\begin{aligned} \mathbf{E}(\mathcal{X}_{0n}) &= \left(\sum_{i=1}^{n_0} \sum_{t=1}^{N_s} a_{0i} s_i(t, \boldsymbol{\theta}_{0i}) s_j(t, \boldsymbol{\theta}_{0j}) \right)_{j=1}^n \\ &= \left(\sum_{i=1}^{n_0} a_{0i} \mathbf{C}_{0i,j} \right)_{j=1}^n = (\mathbf{a}_{0n_0}^T \mathbf{C}_{0n-1})^T, \end{aligned} \quad (56)$$

where $(\mathbf{a}_{0n_0})_i = \begin{cases} a_{0i}, & \text{if } i \leq n_0, \\ 0, & \text{if } i > n_0. \end{cases}$

Equation (56) allows to prove Theorem 6 as follows

$$\begin{aligned} \mathbf{E}(\mathcal{Y}_{0n}) &= \mathbf{E}(\mathcal{X}_{0n}) - \mathbf{E}(\mathcal{X}_{0n-1})^T \mathbf{C}_{0n-1}^{-1} \mathbf{C}_{0n} \\ &= (\mathbf{a}_{0n_0}^T \mathbf{C}_{0n} - \mathbf{a}_{0n_0}^T \mathbf{C}_{0n-1} \mathbf{C}_{0n-1}^{-1} \mathbf{C}_{0n}) = 0. \end{aligned}$$

REFERENCES

- [1] H. Akaike, "A new look at the statistical model identification," *IEEE Trans. Autom. Contr.*, vol. 19, pp. 716–723, 1974.
- [2] G. Schwarz, "Estimating the dimension of a model," *Annals of Statistics*, vol. 6, no. 2, pp. 461–464, 1978.
- [3] P. Stoica and P. Babu, "On the proper forms of BIC for model order selection," *IEEE Transactions on Signal Processing*, vol. 60, no. 9, pp. 4956–4961, 2012.
- [4] J. Rissanen, "Modeling by shortest data description," *Automatica*, vol. 14, pp. 465–471, September 1978.
- [5] P. Djuric, "Asymptotic MAP criteria for model selection," *IEEE Transactions on Signal Processing*, vol. 46, no. 10, pp. 2726–2735, 1998.
- [6] S. Kay, "Exponentially embedded families - new approaches to model order estimation," *IEEE Transactions on Aerospace and Electronic Systems*, vol. 41, no. 1, pp. 333–345, 2005.
- [7] Q. Ding and S. Kay, "Inconsistency of the MDL: On the performance of model order selection criteria with increasing signal-to-noise ratio," *IEEE Transactions on Signal Processing*, vol. 59, no. 5, pp. 1959–1969, 2011.
- [8] Z. Zhu and S. Kay, "On bayesian exponentially embedded family for model order selection," *IEEE Transactions on Signal Processing*, vol. 66, no. 4, pp. 933–943, 2018.
- [9] P. Stoica and P. Babu, "Model order estimation via penalizing adaptively the likelihood (PAL)," *Signal Processing*, vol. 93, no. 11, pp. 2865 – 2871, 2013.
- [10] S. Kallummil and S. Kalyani, "Residual ratio thresholding for linear model order selection," *IEEE Transactions on Signal Processing*, vol. 67, no. 4, pp. 838–853, 2019.
- [11] P. Stoica and Y. Selen, "Model-order selection: a review of information criterion rules," *IEEE Signal Processing Magazine*, vol. 21, no. 4, pp. 36–47, 2004.
- [12] S. Kallummil and S. Kalyani, "High SNR consistent linear model order selection and subset selection," *IEEE Transactions on Signal Processing*, vol. 64, no. 16, pp. 4307–4322, Aug 2016.
- [13] J. Ding, V. Tarokh, and Y. Yang, "Model selection techniques: An overview," *IEEE Signal Processing Magazine*, vol. 35, no. 6, pp. 16–34, 2018.
- [14] E. Pchelintsev, M. Marcokova, and S. Pergamenchtchikov, "Adaptive robust efficient methods for periodic signal processing observed with colours noises," *Advances in Electrical and Electronic Engineering*, vol. 17, no. 3, pp. 270 – 274, 2019.
- [15] E. A. Ince, M. K. Allahdad, and R. Yu, "A tensor approach to model order selection of multiple sinusoids," *IEEE Signal Processing Letters*, vol. 25, no. 7, pp. 1104–1108, 2018.
- [16] R. Yu and E. A. Ince, "A reduced complexity tensor approach for order selection and frequency estimation," *IEEE Access*, vol. 9, pp. 19412–19420, 2021.
- [17] A. P. Trifonov and A. V. Kharin, "Estimation of the number of orthogonal signals with unknown non-energy parameters," *Radioelectronics and Communications Systems*, vol. 58, pp. 362–370, 2015.
- [18] A. P. Trifonov, A. V. Kharin, O. V. Chernoyarov, and K. S. Kalashnikov, "Determining the number of radio signals with unknown phases," *International Journal on Communications Antenna and Propagation*, vol. 5, pp. 367–374, 2015.
- [19] A. P. Trifonov and A. V. Kharin, "Quasilielihood estimate of the number of radio signals with unknown amplitudes and phases," *Radiophysics and Quantum Electronics*, vol. 60, pp. 159–170, 2017.
- [20] A. Kharin and O. V. Chernoyarov, "Determining the number of sinusoids measured with errors," *Engineering Letters*, vol. 28, no. 1, pp. 93–99, 2020.
- [21] Q. Ding and S. Kay, "Maximum likelihood estimator under a misspecified model with high signal-to-noise ratio," *IEEE Transactions on Signal Processing*, vol. 59, no. 8, pp. 4012–4016, 2011.
- [22] H. White, "Maximum likelihood estimation of misspecified models," *Econometrica*, vol. 50, no. 1, pp. 1–25, 1982.
- [23] A. Mariani, A. Giorgetti, and M. Chiani, "Model order selection based on information theoretic criteria: Design of the penalty," *IEEE Transactions on Signal Processing*, vol. 63, pp. 2779–2789, June 2015.
- [24] B. Nadler and A. Kontorovich, "Model selection for sinusoids in noise: Statistical analysis and a new penalty term," *IEEE Transactions on Signal Processing*, vol. 59, pp. 1333–1345, April 2011.
- [25] M. H. Hansen and B. Yu, "Model selection and the principle of minimum description length," *Journal of the American Statistical Association*, vol. 96, no. 454, pp. 746–774, 2001.
- [26] J. Rissanen, "MDL denoising," *IEEE Transactions on Information Theory*, vol. 46, no. 7, pp. 2537–2543, 2000.
- [27] A. P. Trifonov and A. V. Kharin, "Estimation of the number of radio signals with unknown amplitudes and phases," *Radiophysics and Quantum Electronics*, vol. 58, pp. 57–70, 2015.
- [28] A. P. Trifonov, A. V. Kharin, and O. V. Chernoyarov, "Estimation of the number of orthogonal signals with unknown parameters," *Journal of Communications Technology and Electronics*, vol. 61, pp. 1026–1033, 2016.
- [29] A. P. Trifonov and A. V. Kharin, "Estimating the number of signals with unknown amplitudes," (in Russian), *Nonlinear World*, vol. 11, no. 12, pp. 853–866, 2013.
- [30] A. Kharin and S. Pergamenchtchikov, "Adaptive algorithms for model order selection problems," in *2022 International Conference on Electrical, Computer and Energy Technologies (ICECET)*, 2022, pp. 1–5.
- [31] I. Ziskind and M. Wax, "Maximum likelihood localization of multiple sources by alternating projection," *IEEE Transactions on Acoustics, Speech, and Signal Processing*, vol. 36, no. 10, pp. 1553–1560, Oct 1988.
- [32] F. R. Gantmacher, *The theory of matrices*. New York: AMS Chelsea Publishing, 2000, vol. 1.



Aleksandr Kharin was born in Voronezh, Russia in 1989. He received the B.S., M.S., and Ph.D. degrees from the Department of Radiophysics, Voronezh State University, Voronezh, Russia, in 2010, 2012, and 2016, respectively, all in radiophysics. His main interests are statistical signal processing, estimation theory, applied probability, and applied statistics. Dr. Kharin is IEEE Member since 2016.