

Catalogue of phonon modes in several cuprate high-temperature superconductors from density functional theory

N. J. Jabusch^{1*}, P. Dayal¹, A. F. Kemper¹

¹ Department of Physics, North Carolina State University, Raleigh, North Carolina 27695, USA

* akemper@ncsu.edu

January 12, 2022

Abstract

Cuprates are promising candidates for study in developing higher temperature superconductors. A thorough understanding of a material's phonon modes enables further investigation of its emergent properties, however, no complete reference of the phonon modes exists. Here, using density functional theory, we evaluate the phonon frequencies and atomic displacements for La_2CuO_4 , $\text{Bi}_2\text{Sr}_2\text{CuO}_6$, and $\text{Bi}_2\text{Sr}_2\text{CaCu}_2\text{O}_8$ in their tetragonal structures. The phonon modes for all materials agree with those expected from space group symmetry and display instabilities corresponding to known low-temperature structural phase transitions.

Contents

1	Introduction	2
2	Methods	3
A	Calculation details	3
B	Unit Cell Conversion	4
3	Results	5
A	Phonon modes involving the CuO_6 octahedra	5
A.1	Bond-buckling modes	5
A.2	Bond-stretching modes	5
A.3	Apical oxygen modes	5
B	Soft Modes	9
B.1	Soft modes for La_2CuO_4	9
B.2	Soft Modes for $\text{Bi}_2\text{Sr}_2\text{CuO}_6$	9
B.3	Soft Modes for $\text{Bi}_2\text{Sr}_2\text{CaCu}_2\text{O}_8$	9
4	Conclusion	10
A	Complete mode tables	10
	References	19

1 Introduction

The high- T_c cuprates remain a heavily studied class of materials several decades after their discovery. They host a variety of complex phases aside from superconductivity, including a pseudogap phase, and charge/spin density waves [1]. From a crystallographic perspective, the materials are varied and complex, with large unit cells [2]. The structures host a concomitantly large number of phonon modes, several of which interplay with the various phases [1]. Although conventional phonon-mediated pairing is not the mechanism for superconductivity in these materials, the phonons may enhance T_c , or act as proxies. [3–5] Their frequencies shift as orders appear, as do their relative strengths in various spectra. With the advent of resonant inelastic X-Ray scattering more detailed aspects of phonons and electron-phonon coupling in these materials are revealed. [6–8] Finally, the recently developed time-resolved experiments have further put phonons into the spotlight as the heat sink whose coupling to the electrons determines the time domain dynamics [9–11], and as a potential driver of light-induced superconductivity [12–14].

Of particular interest are phonons involving the Cu-O plane, where superconductivity in the cuprates occurs. Multiple groups have found kinks in the electron dispersion of various cuprates which could be attributed to phonon interactions [4,15–18]. In particular, Ref. [4] has argued that a nodal-direction kink in the 50-80 meV energy range stems from interaction with the Cu-O bond stretching mode, in line with conclusions of other authors [16,17]. Meanwhile, Refs. [15,16] find evidence that a lower-energy antinodal kink results from interaction with the B_{1g} bond-buckling mode. Phonons have also been identified as a contributing factor in investigations of charge density wave (CDW) order in several cuprates, as several modes soften near the wave vector of the CDW [18–21]. Ref. [21] specifically investigates softening of the buckling mode, which suggests the formation of a uniaxial CDW in $\text{YBa}_2\text{Cu}_3\text{O}_7$. The CDW order competes strongly with the superconducting order, strengthening under high magnetic fields which weaken or destroy superconductivity [19,22]. Interactions with charge density provide another complication in unraveling the effect of Cu-O plane phonons on these materials.

Notwithstanding the significant attention that these materials have received, there is as yet no comprehensive reference for the phonon modes in these materials; rather, the information is spread across a wide array of papers. This paper partially addresses this gap in knowledge. Using density functional theory (DFT), we investigate the phonons in three parent compound representatives: $\text{Bi}_2\text{Sr}_2\text{CuO}_6$ (Bi2201), $\text{Bi}_2\text{Sr}_2\text{CaCu}_2\text{O}_8$ (Bi2212), and La_2CuO_4 (LCO) at three key points in the Brillouin zone (Γ , X and M), and present the full set of frequencies and modes. We discuss the modes relevant to superconductivity, as well as any soft modes that indicate a structural instability.

This paper is organized into the following sections. We first detail our process for calculation, including discussion of our pseudopotentials. Next, phonon calculation results are presented for materials LCO, Bi2201, and Bi2212, highlighting modes with links to superconductivity, as well as any observed soft modes. We discuss the implications of phonons coupling to structural deformations. In the appendix we provide comprehensive tables of calculated modes, including frequencies and plots of the atomic motions. Finally, we developed code to translate the phonon modes from the Wigner-Seitz cell to the conventional cell, which is included as a supplement.¹

¹Software is available on GitHub at <https://github.com/kemperlab/axsf-cell-conversion.git>

2 Methods

A Calculation details

Atom	Coordinates	Wyckoff Position
LCO ($a = 3.82\text{\AA}$, $c = 13.22\text{\AA}$)		
Cu	(0, 0, 0)	$2a$
O(1)	(1/2, 0, 0)	$4c$
La	(0, 0, 0.361)	$4e$
O(2)	(0, 0, 0.186)	$4e$
Bi2201 ($a = 3.63\text{\AA}$, $c = 24.88\text{\AA}$)		
Cu	(0, 0, 0)	$2a$
O(1)	(1/2, 0, 0)	$4c$
Sr	(0, 0, 0.427)	$4e$
O(2)	(0, 0, 0.105)	$4e$
Bi	(0, 0, 0.187)	$4e$
O(3)	(0, 0, 0.315)	$4e$
Bi2212 ($a = 3.82\text{\AA}$, $c = 30.7\text{\AA}$)		
Ca	(0, 0, 0)	$2a$
Cu	(0, 0, 0.951)	$4e$
O(1)	(1/2, 0, 0.051)	$8g$
Sr	(0, 0, 0.427)	$4e$
O(2)	(0, 0, 0.105)	$4e$
Bi	(0, 0, 0.187)	$4e$
O(3)	(0, 0, 0.315)	$4e$

Table 1: Wyckoff positions in the $I4/mmm$ unit cell for La_2CuO_4 , $\text{Bi}_2\text{Sr}_2\text{CuO}_6$, and $\text{Bi}_2\text{Sr}_2\text{CaCu}_2\text{O}_8$. [23]

The electronic structure and phonon modes were calculated using the DFT implementation in Quantum ESPRESSO (QE) [24, 25]. The compounds were evaluated in their $I4/mmm$ body-centered tetragonal structure. The atomic Wyckoff positions and lattice cell parameters are listed in Table 1. We used QE’s implementation of space groups to represent the materials with a minimal set of atoms ensure only physical phonon modes were calculated and to minimize computation time. We used 110 Ry and 700 Ry for the wavefunction and charge density energy cutoffs, respectively, and used a $15 \times 15 \times 15$ k-point grid. These values produced structural energies which were self-consistent to at least 3 decimal places, which is the level of precision used to identify the relaxed lattice parameters.

An initial round of phonon calculations was conducted using PBEsol/USPP pseudopotentials [26], but this produced an unusually large number of soft phonon modes in Bi2201. This was remedied by using PBE/PAW pseudopotentials [27], which did not produce as many soft modes. The phonon modes in LCO did not display the same level of sensitivity.

Initial structures for Bi2201 and Bi2212 were chosen using published values for the lattice constants [28, 29]. (Note that Ref. [29] uses a different unit cell with length $\sqrt{2}a$.) For LCO, our initial structure derived lattice constants from Ref. [30] and atomic positions from Ref. [31]. We then performed an optimization of the unit cell parameters a, c , identifying

an energy minimum for LCO at $a = 3.82\text{\AA}$, and $c = 13.2\text{\AA}$, similar to the parameters used by [32] and [33]. For Bi2201, we used values of $a = 3.63\text{\AA}$ and $c = 24.9\text{\AA}$, which were derived from a more cursory structural calculation using QE's `vc-relax` process, starting with the values used by [28]. For Bi2212, we used $a = 3.82\text{\AA}$ and $c = 30.7\text{\AA}$ from the Crystallography Open Database [29]. In all cases the internal degrees of freedom were optimized. The final atomic positions are given in Table 1.

After structural optimization, the phonon modes were obtained via the Quantum ESPRESSO's `Phonon` program, which perturbs the atoms slightly from their equilibrium positions to calculate interatomic force constants and thus the fundamental oscillation modes. For modes at the Γ point, the crystallographic acoustic sum rule was applied. All $a - b$ plane modes are doubly degenerate, leaving only $2N$ unique modes. To compare our frequencies to those available in the literature [32,33], we assigned our modes to those found by the other authors using their reported symmetry identification and calculated displacements when available.

B Unit Cell Conversion

The output of the DFT software yields phonon modes in the Wigner-Seitz cell of the crystal. For visualization of the phonon in the conventional unit cell, we convert the forces from the `axsf` file produced by Quantum ESPRESSO's `dynmat.x` program. Due to the degeneracy of all $a - b$ plane modes for these materials, we also choose to align forces along the unit cell axes. The revised `axsf` files are then plotted using XCrySDen [34]. The software we used for this is available as a supplement. The code parses the `axsf` output file for the atomic names, positions, and forces of each phonon mode. Optionally, it will overwrite these forces from the `dynmat.x` output file to correct for an issue with version 5.4 of Quantum ESPRESSO wherein forces pointing in opposite directions are all assigned the same sign in the `axsf` file, making it impossible to distinguish symmetric and antisymmetric modes. A sample input file containing the desired conventional unit cell is then parsed for atomic names and positions, and a `json` map file is used to assign forces to symmetrically identical atoms. Finally, forces are aligned to the a , b , and c axes as follows.

In the first step, modes are identified as c -axis polarized or in-plane by finding the maximum force value among all atoms, and setting the mode as vertical if this force is in the c direction or in-plane otherwise. During this process, atoms with larger vertical component forces than horizontal components have their horizontal components zeroed out, thus aligning the forces to the c -axis. In practice, these forces already have negligible in-plane components, this step serves to streamline later alignment. For modes determined to be horizontal, the forces are then aligned to the a and b axes. The code scans through all atoms in a cell to find one with nonzero in-plane forces. This atom's normalized force vector is defined as the first basis vector \mathbf{b}_1 . The second basis vector is then defined as

$$\mathbf{b}_2 = \begin{bmatrix} 0 & -1 \\ 1 & 0 \end{bmatrix} \mathbf{b}_1. \quad (1)$$

From these two basis vectors, a transformation matrix \mathbf{T} is defined by

$$\mathbf{T} = [\mathbf{b}_1 \quad \mathbf{b}_2]. \quad (2)$$

The in-plane forces on all atoms in a cell are multiplied by \mathbf{T}^{-1} . Their new first and second coordinates are compared, and the magnitude of the force is assigned to whichever basis vector

has the larger coordinate. The aligned forces are then multiplied by \mathbf{T} to return to the original coordinate system. Finally, the newly aligned forces are set to lie along either the a axis or b axis based on which coordinate is larger.

Once the forces are aligned to the axes of the new unit cell, for phonon calculations at the X or M points the code will alternate inverting the forces for adjacent unit cells. At X , forces alternate along the a direction only, while at M , the forces invert along both a and b directions.

3 Results

We present the calculated phonon frequencies for LCO, Bi2201, and Bi2212 in Tables A1-A3. Tables A1 and A2 also contain frequencies from the literature for comparison. In cuprate superconductors, superconductivity is thought to occur within the horizontal Cu-O(1) planes. Thus, for each material, we describe in detail the atomic displacements for the phonon modes which influence the formation of a superconducting state at the Γ point. In addition, for LCO and Bi2201, we present plots of these modes at the X and M points of the Brillouin Zone. These modes are shown in Figs. 1-3. We follow with a brief discussion of particular modes of interest. The remaining modes are shown in Appendix A.

A Phonon modes involving the CuO_6 octahedra

A.1 Bond-buckling modes

The bond-buckling mode involves motion of the O(1) atoms along the c -axis in an alternating fashion. It is referenced in the literature for ties to kinks in the electron dispersion [15, 16], as well as a potential role in the emergence of a CDW order [21]. It is the only B symmetry mode for the materials under study. The atomic displacements as well as the frequencies are shown in Fig. 1. For LCO, frequencies clustered tightly around 180 cm^{-1} , indicating a mostly non-dispersive optical mode. For Bi2212, the Γ -point modes had frequencies near 125 cm^{-1} . The buckling mode is soft for Bi2201, with frequencies near $50i \text{ cm}^{-1}$, which will be further discussed in Sec. B.2.

A.2 Bond-stretching modes

The bond-stretching mode involves the O(1) atoms moving in the horizontal plane against the Cu atom, altering the Cu-O bond length. The atomic displacements as well as the frequencies are shown in Fig. 2. LCO had frequencies at all points close to 668 cm^{-1} , while frequencies for Bi2201 were near 810 cm^{-1} . The odd (u) and even (g) symmetry versions this mode in Bi2212 had frequencies of 694 cm^{-1} and 624 cm^{-1} , respectively, indicating a modest coupling between the two planes through this mode. For all compounds, this was the highest energy mode, and for that reason, Le Tacon et al. [20] noted that it should contribute less to electron-phonon coupling than lower energy modes.

A.3 Apical oxygen modes

This mode involves the O(2) atoms moving in opposite directions along the c -axis, creating an elongation/compression in the Cu-O octahedra. This high frequency mode was more variable

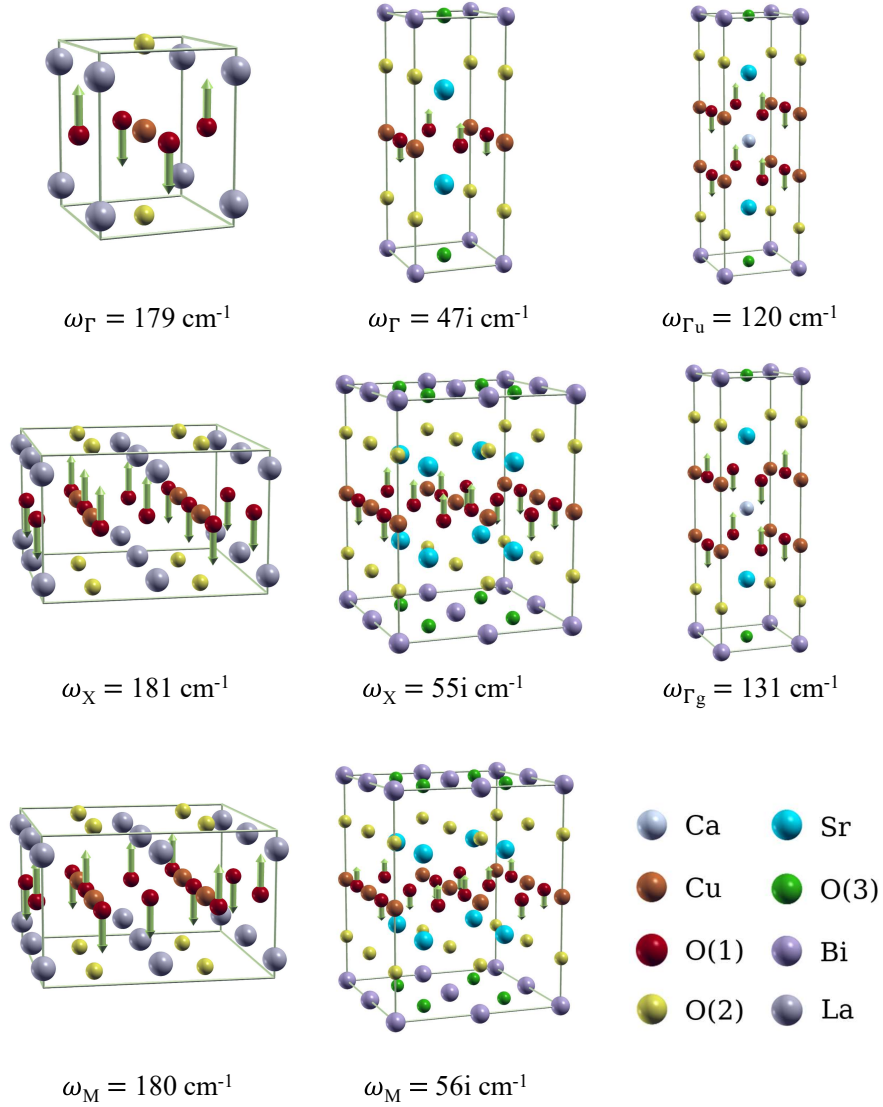


Figure 1: Cu-O bond buckling modes for La_2CuO_4 (LCO), $\text{Bi}_2\text{Sr}_2\text{CuO}_6$ (Bi2201) and $\text{Bi}_2\text{Sr}_2\text{CaCu}_2\text{O}_8$ (Bi2212) at the Γ , X and M points in the Brillouin zone (Γ -only for Bi2212). Note that the buckling modes for Bi2201 frequencies are imaginary at all three points, indicating a structural instability across the Brillouin zone.

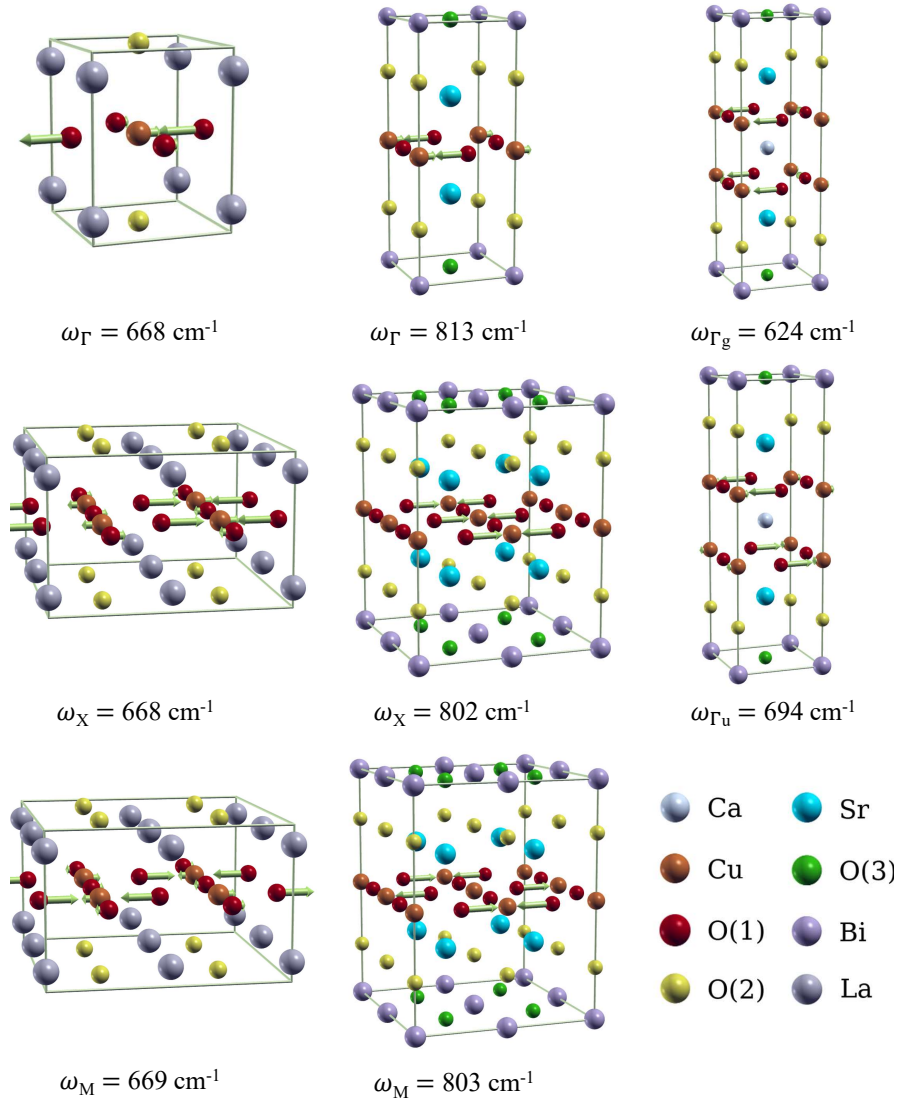


Figure 2: Cu-O bond stretching modes for La_2CuO_4 (LCO), $\text{Bi}_2\text{Sr}_2\text{CuO}_6$ (Bi2201) and $\text{Bi}_2\text{Sr}_2\text{CaCu}_2\text{O}_8$ (Bi2212) at the Γ , X and M points in the Brillouin zone (Γ -only for Bi2212).

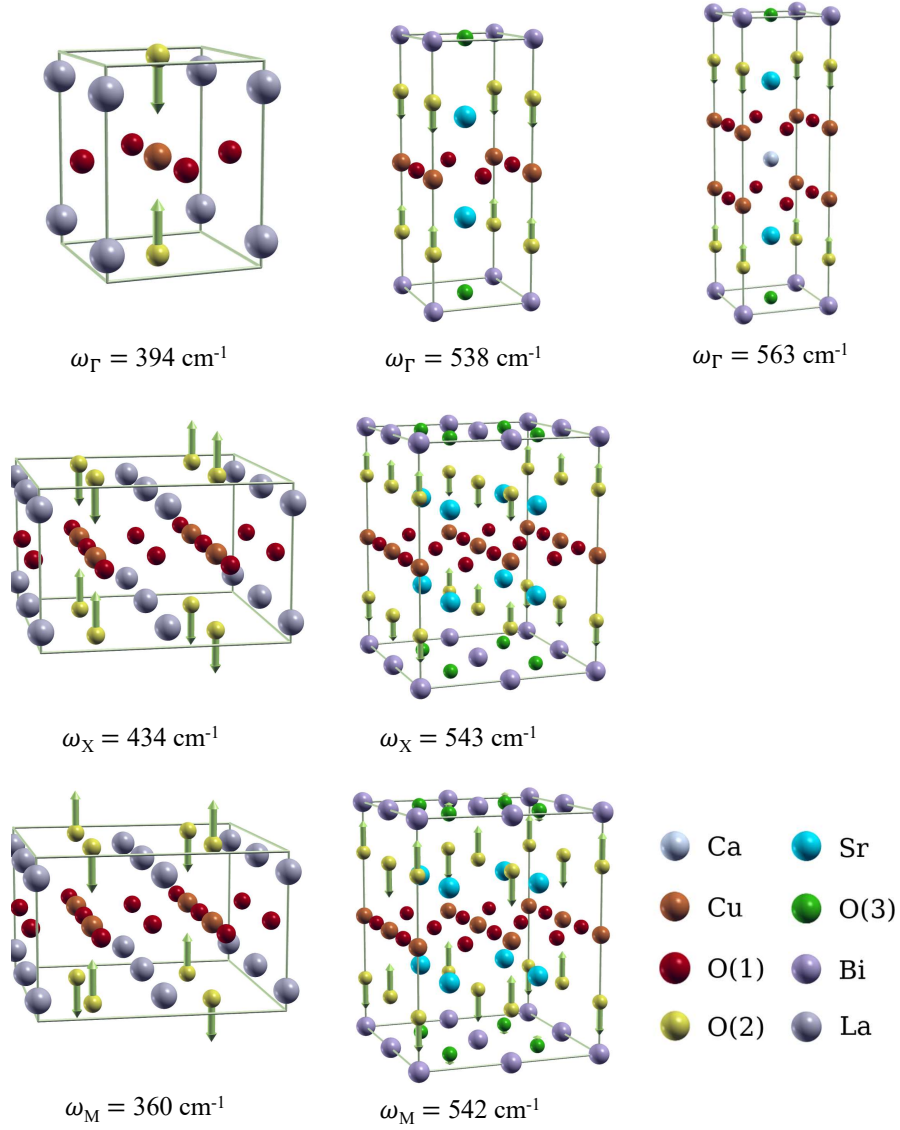


Figure 3: Cu-O apical oxygen modes for La_2CuO_4 (LCO), $\text{Bi}_2\text{Sr}_2\text{CuO}_6$ (Bi2201) and $\text{Bi}_2\text{Sr}_2\text{CaCu}_2\text{O}_8$ (Bi2212) at the Γ , X and M points in the Brillouin zone (Γ -only for Bi2212).

across different BZ points than the other modes. It has been suggested [4] as being potentially involved with the 50-80 meV electron dispersion kink alongside the bond stretching mode, though the stretching mode likely dominates the effect. The mode is plotted in Fig. 3 for each material. For LCO, the frequencies were centered around 400 cm^{-1} . Bi2201 had less variability, with the mode having frequencies near 540 cm^{-1} at all three BZ points, while in Bi2212, the mode had a frequency of 563 cm^{-1} .

B Soft Modes

Soft modes, i.e. modes that result in an imaginary frequency, are associated with a structural instability. Since the calculations here have been performed in a high temperature tetragonal structure, we expect the soft modes to be indicative of the lower symmetry structures that appear for the compounds.

B.1 Soft modes for La_2CuO_4

We identified one mode with an imaginary frequency across Γ , M, and X points: an E_g mode involving horizontal translations of the apical O(2) atoms. Singh et al. [33] also found this mode to be soft, with $\omega = 0$ residing within the margin of error for their calculated frequency, and identified an imaginary frequency for the E_u mode involving the same atoms. As described in Ref. [35], LCO is not tetragonal at low temperatures and has tilted CuO_6 octahedra. Ref. [33] suggests that the mode in question displays instability due to strong coupling of phonons to this structural transition. This explanation is consistent with present results, as the soft mode involves a tilting motion by the apical oxygen atoms.

At X and M, we identified one additional soft mode, which was assigned to the horizontal acoustic mode. This further supports our expectation that the structure would undergo a structural phase transition involving in-plane deformations.

B.2 Soft Modes for $\text{Bi}_2\text{Sr}_2\text{CuO}_6$

Bi2201 also exhibits a number of soft modes. Two modes involving c -axis motion of O(3) appear soft at Γ , while two other modes which appear soft only at X and M were assigned to the acoustic modes. In addition to the bond-buckling mode referenced previously, two modes were soft at all three BZ points, these involving horizontal motion of the O(3) atoms. Bi2201 also does not adhere perfectly to a tetragonal structure; as discussed in Ref. [36] Bi-O(3) bond lengths differ throughout a modulated superlattice, supporting the notion that these soft modes could result from coupling to structural instabilities.

B.3 Soft Modes for $\text{Bi}_2\text{Sr}_2\text{CaCu}_2\text{O}_8$

Bi2212 exhibited more soft modes than the other two compounds. Some of these are similar to the soft modes seen in LCO and Bi2201, including horizontal motions of the O(2) and O(3) atoms, while others involve the Ca and Sr atoms, as well as the Cu-O plane. It is likely that coupling to known structural modulations [37] induces the softness of these modes.

4 Conclusion

Phonon modes were calculated for three high-temperature superconductor cuprates at multiple important Brillouin Zone points using DFT. Frequencies and symmetry assignments for all modes were presented, as well as plots of the force vectors for each mode. Good agreement with past work [32,33] was obtained for LCO phonon frequencies, but frequencies for Bi2201 are considerably lower than those reported by Ref. [28]. This index of modes is useful for work attempting to identify the effects of a specific phonon mode near a given energy. Multiple soft modes were obtained which likely stemmed from coupling between phonons and structural instabilities, indicating that the materials have complicated modulated structures at low temperatures. Our description of the calculation process may be useful for investigating the phonons of other materials.

Acknowledgements

Our research used computational resources from the National Energy Research Scientific Computing Center (NERSC), a U.S. Department of Energy Office of Science User Facility operated under Contract No. DE-AC02-05CH11231.

Funding Information A.F.K. and N.J.J. were supported by the National Science Foundation under Grant No. DMR-1752713 and by the NC State University Provost’s Professional Experience Program.

A Complete mode tables

For completeness, we present the full set of atomic displacements and corresponding oscillation frequencies for all three compounds.

LCO								
Γ					X		M	
Assignment	ω	ω^2	ω^3	ω^4	Assignment	ω	Assignment	ω
E_g	62i	15	26	91/90	E_g	34i	E_u	93i
E_u	29	75i	22	126/160	E_u	29i	E_g	59i
A_{2u}	127	119	132	149/150	E_g	77	A_{2u}	26
E_u	159	146	147	173/177	E_u	92	E_u	28
E_g	165	212	201	241/243	A_{2u}	109	A_{2u}	110
B_{2u}	179	201	193	270/264	A_{1g}	126	E_u	159
A_{2u}	194	197	182	251/410/310	A_{2u}	170	E_g	168
A_{1g}	218	215	202	227	B_{2u}	181	B_{2u}	180
E_u	332	312	319	354/347	E_u	218	A_{2u}	203
A_{1g}	394	390	375	427	E_u	317	A_{1g}	203
A_{2u}	458	446	441	497	A_{2u}	362	E_u	318
E_u	668	650	630	684/680	A_{2u}	426	A_{1g}	360
					A_{1g}	434	A_{2u}	458
					E_u	668	E_u	669

Table A1: LCO mode frequencies and assignments at Γ , X and M . All mode frequencies are in cm^{-1} .

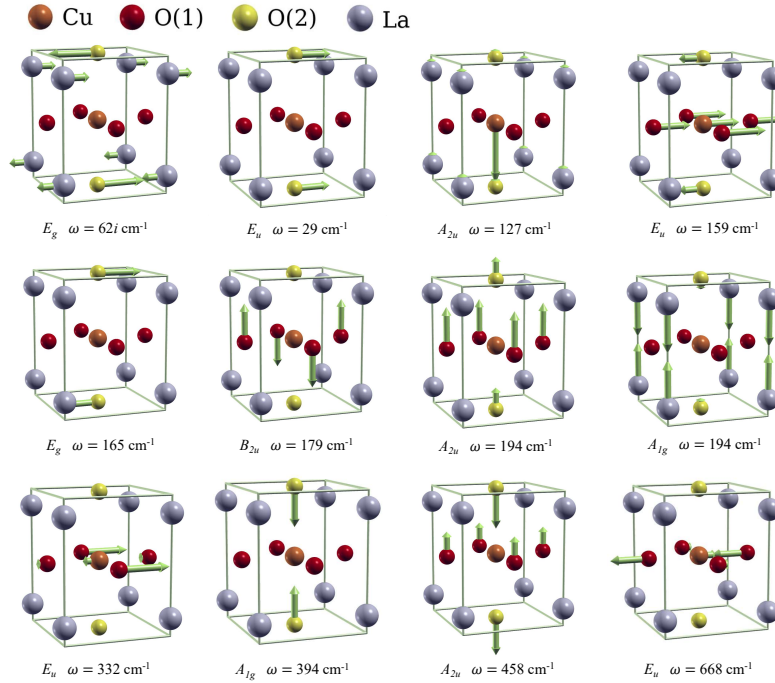
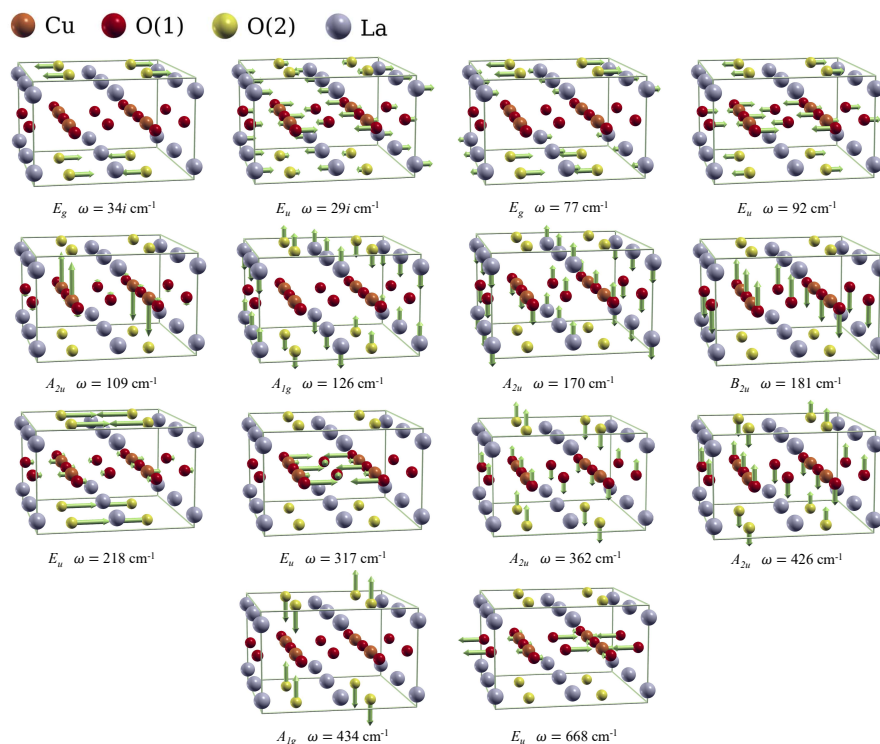
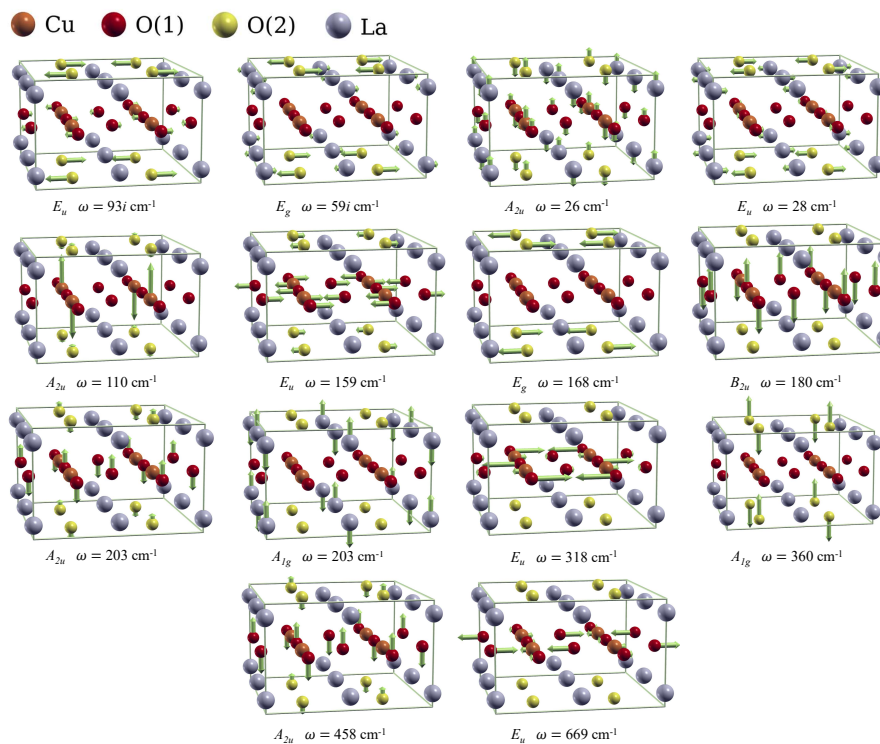
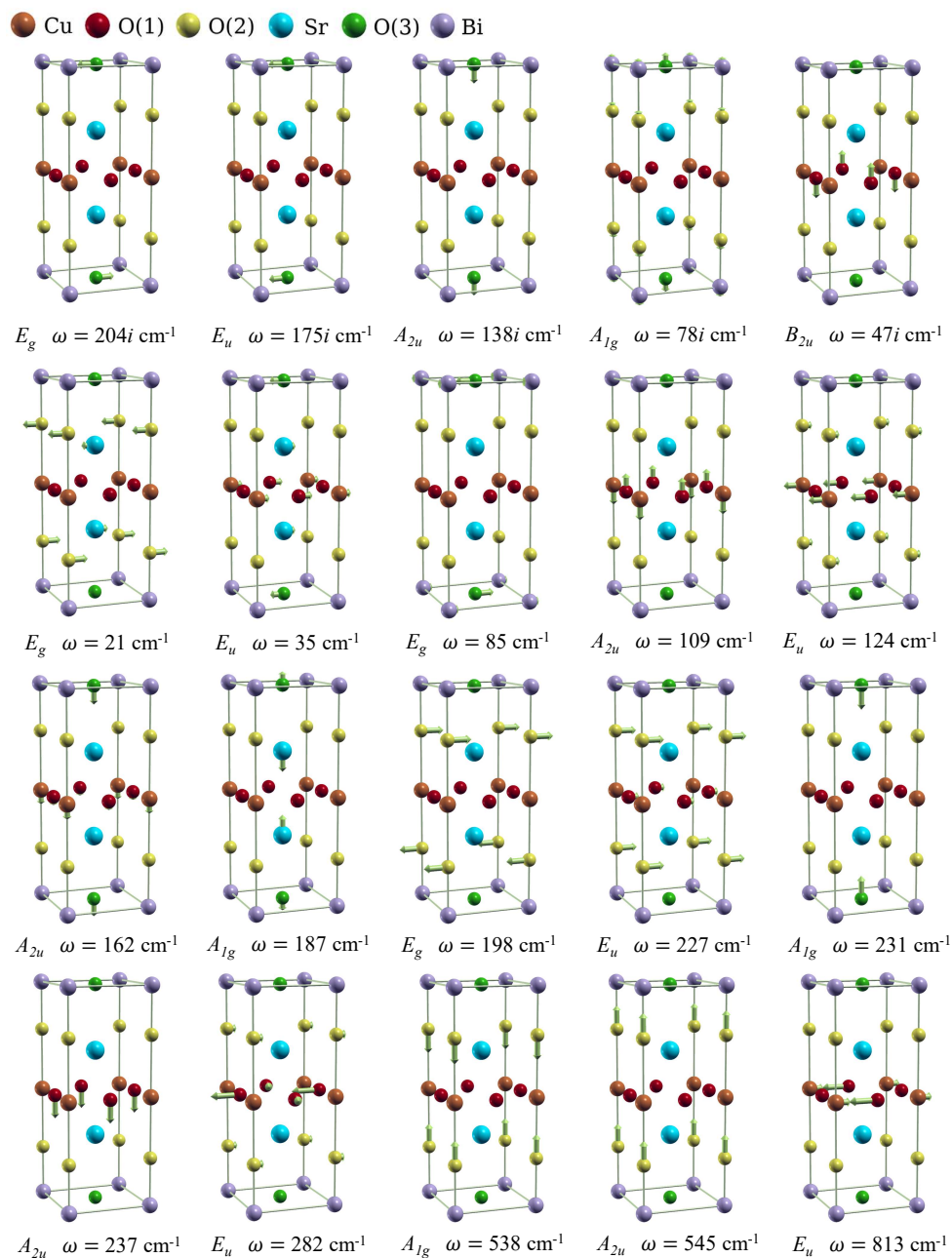


Figure A1: All optical LCO modes at the Γ point.

Figure A2: All LCO modes at the X point, represented in a 2×2 supercell.Figure A3: All LCO modes at the M point, represented in a 2×2 supercell.

Bi2201						
Γ			X		M	
Assignment	ω	ω^5	Assignment	ω	Assignment	ω
E_g	204i		E_u	201i	E_g	202i
E_u	175i		E_g	172i	E_u	172i
A_{2u}	138i	175	E_u	92i	A_{2u}	107i
A_{1g}	78i	111	B_{2u}	55i	E_u	71i
B_{2u}	47i		A_{2u}	28i	B_{2u}	56i
E_g	21		E_g	51	E_g	10
E_u	35		A_{1g}	66	E_u	60
E_g	85		E_u	70	E_g	81
A_{2u}	109	77	E_g	88	A_{2u}	90
E_u	124		A_{2u}	94	A_{1g}	99
A_{2u}	162	293	A_{2u}	131	A_{1g}	143
A_{1g}	187	229	E_u	138	E_u	151
E_g	198		A_{1g}	178	A_{2u}	159
E_u	227		E_u	197	A_{2u}	190
A_{1g}	231	423	E_g	208	E_g	194
A_{2u}	237	353	A_{2u}	211	E_u	203
E_u	282		A_{2u}	267	A_{1g}	254
A_{1g}	538	575	A_{1g}	271	E_u	283
A_{2u}	545	596	E_u	281	A_{2u}	295
E_u	813		A_{2u}	541	A_{2u}	526
			A_{1g}	543	A_{1g}	542
			E_u	802	E_u	803

Table A2: Bi2201 mode frequencies and assignments at Γ , X and M . All mode frequencies are in cm^{-1} .

Figure A4: All optical Bi2201 modes at the Γ point.

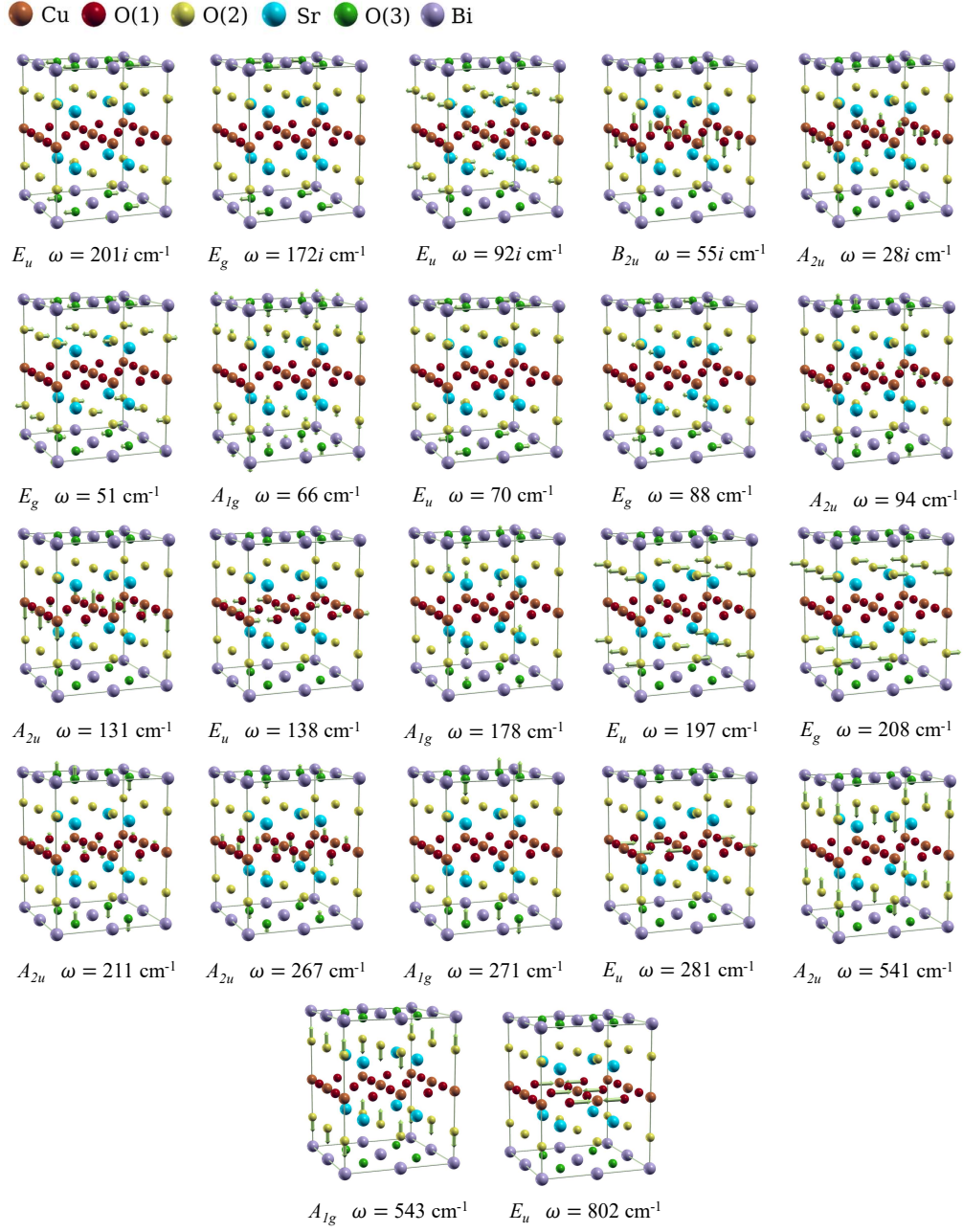
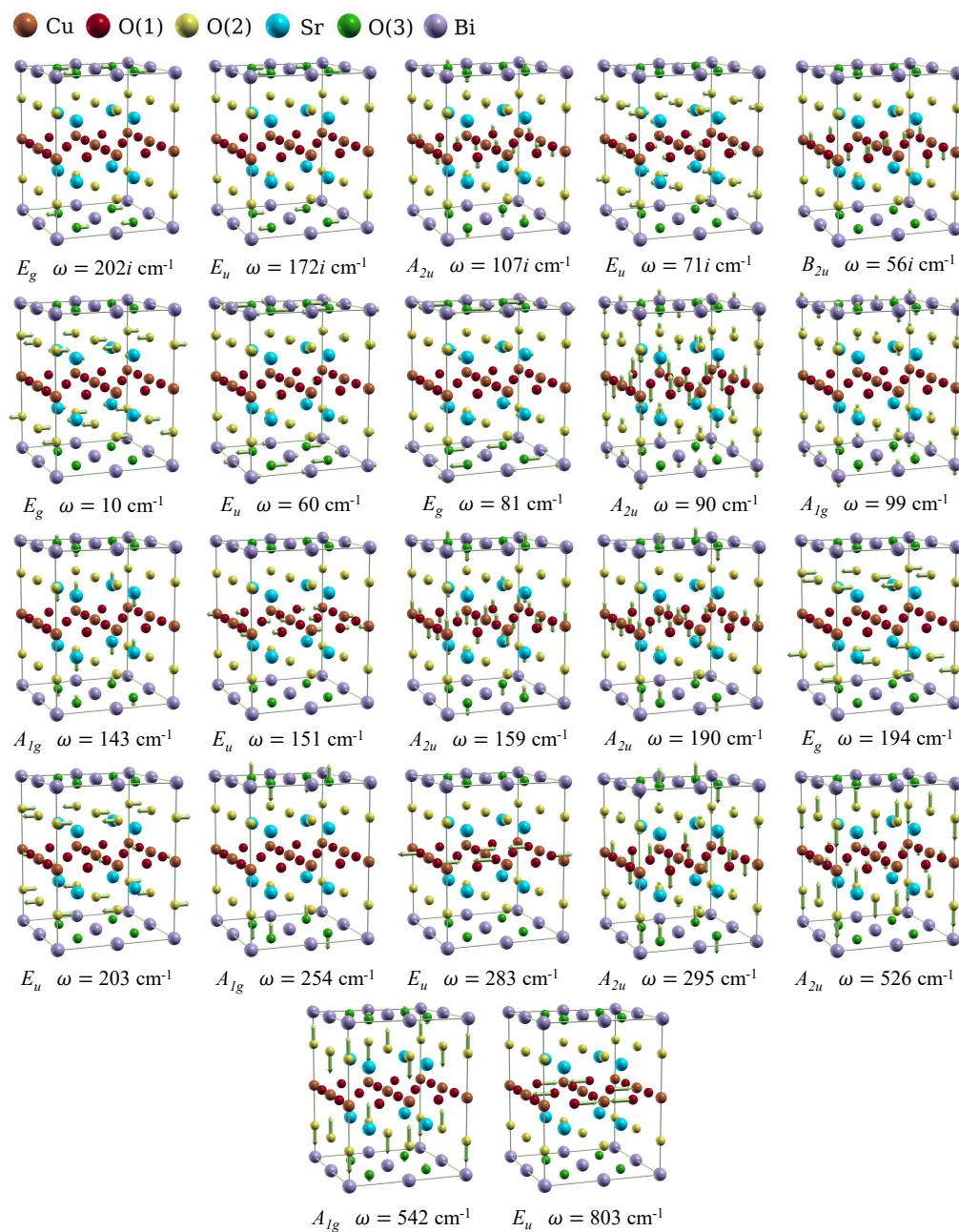
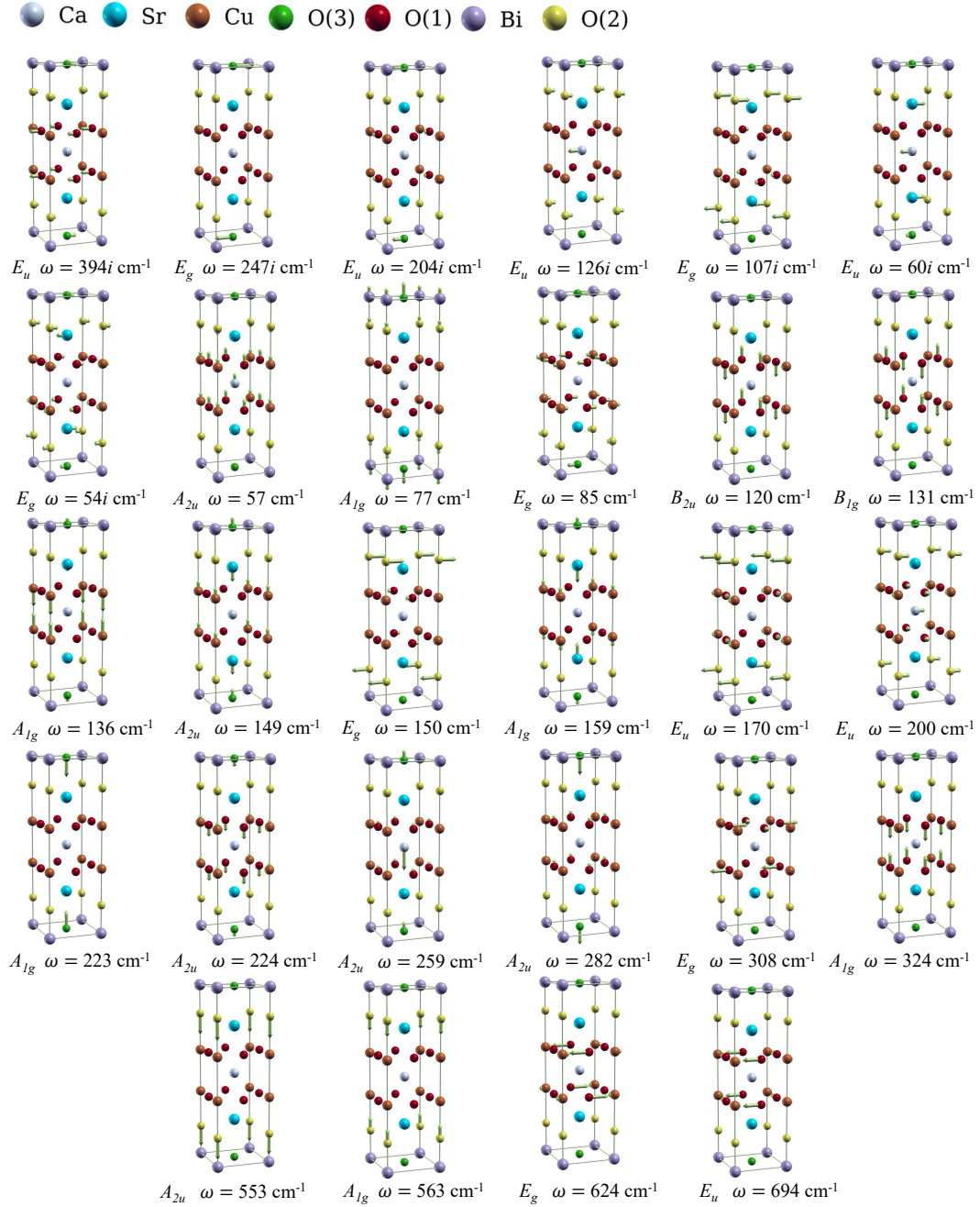


Figure A5: All Bi2201 modes at the X point.

Figure A6: All Bi2201 modes at the M point.

Bi2212	
Assignment	ω
E_u	394i
E_g	247i
E_u	204i
E_u	126i
E_g	107i
E_u	60i
E_g	54i
A_{2u}	57
A_{1g}	77
E_g	85
B_{2u}	120
B_{1g}	131
A_{1g}	136
A_{2u}	149
E_g	150
A_{1g}	159
E_u	170
E_u	200
A_{1g}	223
A_{2u}	224
A_{2u}	259
A_{2u}	282
E_g	308
A_{1g}	324
A_{2u}	553
A_{1g}	563
E_g	624
E_u	694

Table A3: Bi2212 optical mode frequencies and assignments at Γ . All mode frequencies are in cm^{-1} .

Figure A7: All optical Bi2212 modes at the Γ point.

References

- [1] B. Keimer, S. A. Kivelson, M. R. Norman, S. Uchida and J. Zaanen, *From quantum matter to high-temperature superconductivity in copper oxides*, Nature **518**(7538), 179 (2015), doi:10.1038/nature14165.
- [2] E. Dagotto, *Correlated electrons in high-temperature superconductors*, Reviews of Modern Physics **66**(3), 763 (1994), doi:10.1103/RevModPhys.66.763.
- [3] C. Falter, M. Klenner, G. A. Hoffmann and Q. Chen, *Origin of phonon anomalies in La_2CuO_4* , Physical Review B **55**(5), 3308 (1997), doi:10.1103/PhysRevB.55.3308.
- [4] A. Lanzara, P. Bogdanov, X. Zhou, S. Kellar, D. Feng, E. Lu, T. Yoshida, H. Eisaki, A. Fujimori, K. Kishio *et al.*, *Evidence for ubiquitous strong electron-phonon coupling in high-temperature superconductors*, Nature **412**(6846), 510 (2001), doi:10.1038/35087518.
- [5] D. Reznik, L. Pintschovius, M. Ito, S. Iikubo, M. Sato, H. Goka, M. Fujita, K. Yamada, G. Gu and J. Tranquada, *Electron-phonon coupling reflecting dynamic charge inhomogeneity in copper oxide superconductors*, Nature **440**(7088), 1170 (2006), doi:10.1038/nature04704.
- [6] H. Miao, D. Ishikawa, R. Heid, M. Le Tacon, G. Fabbri, D. Meyers, G. Gu, A. Baron and M. Dean, *Incommensurate phonon anomaly and the nature of charge density waves in cuprates*, Physical Review X **8**(1), 011008 (2018), doi:10.1103/PhysRevX.8.011008.
- [7] M. Rossi, R. Arpaia, R. Fumagalli, M. Moretti Sala, D. Betto, K. Kummer, G. M. De Luca, J. van den Brink, M. Salluzzo, N. B. Brookes, L. Braicovich and G. Ghiringhelli, *Experimental determination of momentum-resolved electron-phonon coupling*, Phys. Rev. Lett. **123**, 027001 (2019), doi:10.1103/PhysRevLett.123.027001.
- [8] Y. Y. Peng, A. A. Husain, M. Mitran, S. X.-L. Sun, T. A. Johnson, A. V. Zakrzewski, G. J. MacDougall, A. Barbour, I. Jarrige, V. Bisogni and P. Abbamonte, *Enhanced electron-phonon coupling for charge-density-wave formation in $\text{La}_{1.8-x}\text{Eu}_{0.2}\text{Sr}_x\text{CuO}_{4+\delta}$* , Phys. Rev. Lett. **125**, 097002 (2020), doi:10.1103/PhysRevLett.125.097002.
- [9] T. Konstantinova, J. D. Rameau, A. H. Reid, O. Abdurazakov, L. Wu, R. Li, X. Shen, G. Gu, Y. Huang, L. Rettig *et al.*, *Nonequilibrium electron and lattice dynamics of strongly correlated $\text{Bi}_2\text{Sr}_2\text{CaCu}_2\text{O}_{8+\delta}$ single crystals*, Science advances **4**(4), eaap7427 (2018), doi:10.1126/sciadv.aap7427.
- [10] W. Zhang, C. Hwang, C. L. Smallwood, T. L. Miller, G. Affeldt, K. Kurashima, C. Jozwiak, H. Eisaki, T. Adachi, Y. Koike *et al.*, *Ultrafast quenching of electron-boson interaction and superconducting gap in a cuprate superconductor*, Nature communications **5**(1), 1 (2014), doi:10.1038/ncomms5959.
- [11] A. Kemper, O. Abdurazakov and J. Freericks, *General principles for the nonequilibrium relaxation of populations in quantum materials*, Physical Review X **8**(4), 041009 (2018), doi:10.1103/PhysRevX.8.041009.

- [12] D. Fausti, R. Tobey, N. Dean, S. Kaiser, A. Dienst, M. C. Hoffmann, S. Pyon, T. Takayama, H. Takagi and A. Cavalleri, *Light-induced superconductivity in a stripe-ordered cuprate*, science **331**(6014), 189 (2011), doi:10.1126/science.1197294.
- [13] A. Subedi, A. Cavalleri and A. Georges, *Theory of nonlinear phononics for coherent light control of solids*, Physical Review B **89**(22), 220301 (2014), doi:10.1103/PhysRevB.89.220301.
- [14] S. Kaiser, *Light-induced superconductivity in high- T_c cuprates*, Physica Scripta **92**(10), 103001 (2017), doi:10.1088/1402-4896/aa8201.
- [15] T. Cuk, F. Baumberger, D. Lu, N. Ingle, X. Zhou, H. Eisaki, N. Kaneko, Z. Hussain, T. Devereaux, N. Nagaosa *et al.*, *Coupling of the B_{1g} Phonon to the Antinodal Electronic States of $\text{Bi}_2\text{Sr}_2\text{Ca}_{0.92}\text{Y}_{0.08}\text{Cu}_2\text{O}_{8+\delta}$* , Physical Review Letters **93**(11), 117003 (2004), doi:10.1103/PhysRevLett.93.117003.
- [16] T. Devereaux, T. Cuk, Z.-X. Shen and N. Nagaosa, *Anisotropic electron-phonon interaction in the cuprates*, Physical Review Letters **93**(11), 117004 (2004), doi:10.1103/PhysRevLett.93.117004.
- [17] J. Graf, M. d'Astuto, C. Jozwiak, D. R. Garcia, N. L. Saini, M. Krisch, K. Ikeuchi, A. Q. R. Baron, H. Eisaki and A. Lanzara, *Bond Stretching Phonon Softening and Kinks in the Angle-Resolved Photoemission Spectra of Optimally Doped $\text{Bi}_2\text{Sr}_{1.6}\text{La}_{0.4}\text{Cu}_2\text{O}_{6+\delta}$ Superconductors*, Phys. Rev. Lett. **100**, 227002 (2008), doi:10.1103/PhysRevLett.100.227002.
- [18] Y. He, S. Wu, Y. Song, W.-S. Lee, A. H. Said, A. Alatas, A. Bosak, A. Girard, S. M. Souliou, A. Ruiz, M. Hepting, M. Bluschke *et al.*, *Persistent low-energy phonon broadening near the charge-order q vector in the bilayer cuprate $\text{Bi}_2\text{Sr}_2\text{CaCu}_2\text{O}_{8+\delta}$* , Phys. Rev. B **98**, 035102 (2018), doi:10.1103/PhysRevB.98.035102.
- [19] G. Ghiringhelli, M. Le Tacon, M. Minola, S. Blanco-Canosa, C. Mazzoli, N. Brookes, G. De Luca, A. Frano, D. Hawthorn, F. He *et al.*, *Long-range incommensurate charge fluctuations in $(\text{Y}, \text{Nd})\text{Ba}_2\text{Cu}_3\text{O}_{6+x}$* , Science **337**(6096), 821 (2012), doi:10.1126/science.1223532.
- [20] M. Le Tacon, A. Bosak, S. Souliou, G. Dellea, T. Loew, R. Heid, K. Bohnen, G. Ghiringhelli, M. Krisch and B. Keimer, *Inelastic X-ray scattering in $\text{YBa}_2\text{Cu}_3\text{O}_{6.6}$ reveals giant phonon anomalies and elastic central peak due to charge-density-wave formation*, Nature Physics **10**(1), 52 (2014), doi:10.1038/nphys2805.
- [21] M. Raichle, D. Reznik, D. Lamago, R. Heid, Y. Li, M. Bakr, C. Ulrich, V. Hinkov, K. Hradil, C. Lin *et al.*, *Highly anisotropic anomaly in the dispersion of the copper-oxygen bond-bending phonon in superconducting $\text{YBa}_2\text{Cu}_3\text{O}_7$ from inelastic neutron scattering*, Physical review letters **107**(17), 177004 (2011), doi:10.1103/PhysRevLett.107.177004.
- [22] J. Chang, E. Blackburn, A. Holmes, N. B. Christensen, J. Larsen, J. Mesot, R. Liang, D. Bonn, W. Hardy, A. Watenphul *et al.*, *Direct observation of competition between superconductivity and charge density wave order in $\text{YBa}_2\text{Cu}_3\text{O}_{6.67}$* , Nature Physics **8**(12), 871 (2012), doi:10.1038/nphys2456.

- [23] M. I. Aroyo, J. M. Perez-Mato, C. Capillas, E. Kroumova, S. Ivantchev, G. Madariaga, A. Kirov and H. Wondratschek, *Bilbao crystallographic server: I. databases and crystallographic computing programs*, Zeitschrift für Kristallographie - Crystalline Materials **221**(1), 15–27 (2006), doi:10.1524/zkri.2006.221.1.15.
- [24] P. Giannozzi, S. Baroni, N. Bonini, M. Calandra, R. Car, C. Cavazzoni, D. Ceresoli, G. L. Chiarotti, M. Cococcioni, I. Dabo, A. Dal Corso, S. de Gironcoli *et al.*, *Quantum espresso: a modular and open-source software project for quantum simulations of materials*, Journal of Physics: Condensed Matter **21**(39), 395502 (19pp) (2009), doi:10.1088/0953-8984/21/39/395502.
- [25] P. Giannozzi, O. Andreussi, T. Brumme, O. Bunau, M. B. Nardelli, M. Calandra, R. Car, C. Cavazzoni, D. Ceresoli, M. Cococcioni, N. Colonna, I. Carnimeo *et al.*, *Advanced capabilities for materials modelling with quantum espresso*, Journal of Physics: Condensed Matter **29**(46), 465901 (2017), doi:10.1088/1361-648X/aa8f79.
- [26] K. F. Garrity, J. W. Bennett, K. M. Rabe and D. Vanderbilt, *Pseudopotentials for high-throughput DFT calculations*, Computational Materials Science **81**, 446 (2014), doi:10.1016/j.commatsci.2013.08.053.
- [27] A. Dal Corso, *Pseudopotentials periodic table: From H to Pu*, Computational Materials Science **95**, 337 (2014), doi:10.1016/j.commatsci.2014.07.043.
- [28] N. N. Kovaleva, A. V. Boris, T. Holden, C. Ulrich, B. Liang, C. T. Lin, B. Keimer, C. Bernhard, J. L. Tallon, D. Munzar and A. M. Stoneham, *c-axis lattice dynamics in Bi-based cuprate superconductors*, Physical Review B **69**(5) (2004), doi:10.1103/PhysRevB.69.054511.
- [29] M. Hervieu, C. Michel, B. Domenges, Y. Laligant, A. Lebail, G. Ferey and B. Raveau, *Electron Microscopy Study of the Superconductor “Bi₂Sr₂CaCu₂O_{8+δ}”*, Modern Physics Letters B **2**(01), 491 (1988), doi:10.1142/S0217984988000060.
- [30] J. Longo and P. Raccach, *The structure of La₂CuO₄ and LaSrVO*, Journal of Solid State Chemistry **6**(4), 526 (1973), doi:10.1016/S0022-4596(73)80010-6.
- [31] M. Reehuis, C. Ulrich, K. Prokeš, A. Gozar, G. Blumberg, S. Komiya, Y. Ando, P. Pattison and B. Keimer, *Crystal structure and high-field magnetism of La₂CuO₄*, Physical Review B **73**(14), 144513 (2006), doi:10.1103/PhysRevB.73.144513.
- [32] C.-Z. Wang, R. Yu and H. Krakauer, *First-principles calculations of phonon dispersion and lattice dynamics in La₂CuO₄*, Physical Review B **59**(14), 9278 (1999), doi:10.1103/PhysRevB.59.9278.
- [33] D. J. Singh, *Phonons in La₂CuO₄: Local density calculations*, Solid State Communications **98**(6), 575 (1996), doi:10.1016/0038-1098(95)00827-6.
- [34] A. Kokalj, *XCrySDen—a new program for displaying crystalline structures and electron densities*, Journal of Molecular Graphics and Modelling **17**(3-4), 176 (1999), doi:10.1016/S1093-3263(99)00028-5.

- [35] J. Jorgensen, H.-B. Schüttler, D. Hinks, D. Capone II, K. Zhang, M. Brodsky and D. Scalapino, *Lattice instability and high- T_c superconductivity in $\text{La}_{2-x}\text{Ba}_x\text{CuO}_4$* , Physical review letters **58**(10), 1024 (1987), doi:10.1103/PhysRevLett.58.1024.
- [36] M. Onoda and M. Sato, *Superlattice structure of superconducting Bi-Sr-Cu-O system*, Solid state communications **67**(8), 799 (1988), doi:10.1016/0038-1098(88)90027-0.
- [37] P. Miles, S. Kennedy, G. McIntyre, G. Gu, G. Russell and N. Koshizuka, *Refinement of the incommensurate structure of high quality Bi-2212 single crystals from a neutron diffraction study*, Physica C: Superconductivity **294**(3-4), 275 (1998), doi:10.1016/S0921-4534(97)01682-1.