

# TRANSITION PATH THEORY FOR LANGEVIN DYNAMICS ON MANIFOLDS: OPTIMAL CONTROL AND DATA-DRIVEN SOLVER

YUAN GAO, TIEJUN LI, XIAOGUANG LI, AND JIAN-GUO LIU

**ABSTRACT.** We present a data-driven point of view for rare events, which represent conformational transitions in biochemical reactions modeled by over-damped Langevin dynamics on manifolds in high dimensions. We first reinterpret the transition state theory and the transition path theory from the optimal control viewpoint. Given point clouds sampled from a reaction dynamic, we construct a discrete Markov process based on an approximated Voronoi tessellation. We use the constructed Markov process to compute a discrete committor function whose level set automatically orders the point clouds. Then based on the committor function, an optimally controlled random walk on point clouds is constructed and utilized to efficiently sample transition paths, which become an almost sure event in  $O(1)$  time instead of a rare event in the original reaction dynamics. To compute the mean transition path efficiently, a local averaging algorithm based on the optimally controlled random walk is developed, which adapts the finite temperature string method to the controlled Monte Carlo samples. Numerical examples on sphere/torus including a conformational transition for the alanine dipeptide in vacuum are conducted to illustrate the data-driven solver for the transition path theory on point clouds. The mean transition path obtained via the controlled Monte Carlo simulations highly coincides with the computed dominant transition path in the transition path theory.

## 1. INTRODUCTION

Complex molecular dynamics in chemical/biochemical reactions usually have cascades of timescales. For instance, the molecular vibrations occur in femtosecond time scale, while the conformational transitions occur in microsecond time scale. Assume the states  $\{\mathbf{x}(t)\}$  of the original molecular dynamics are in a high dimensional space  $\mathbb{R}^p$ , and suppose the most important slow dynamics such as conformational transitions can be described by a reduced over-damped Langevin dynamics in terms of reaction coordinates  $\mathbf{y}$  on an intrinsic low-dimensional manifold  $\mathcal{N} \subset \mathbb{R}^\ell$ , where  $\ell \ll p$  [CL06]. Then the slow dynamics on  $\mathcal{N}$  is guided by a reduced free energy  $U_{\mathcal{N}}(\mathbf{y})$ ,  $\mathbf{y} \in \mathcal{N}$ , whose local minimums indicate several metastable states (say  $a, b$ ) of the dynamics. Those conformational transitions from one metastable state  $a$  to another metastable state  $b$  are rare (but significant) events compared with typical relaxation dynamics in each energy basin. Thus efficient simulation and computation of transition rates or reaction pathways for the conformational transitions are challenging and important problems, which has been one of the core subjects in applied mathematics in recent years; see recent review in [EVE10].

To make the discussion precise, we denote the over-damped Langevin dynamics of  $\mathbf{y}_t$  by

$$(1.1) \quad d\mathbf{y}_t = -\nabla_{\mathcal{N}} U_{\mathcal{N}}(\mathbf{y}_t) dt + \sqrt{2\varepsilon} \sum_{i=1}^d \tau_i^{\mathcal{N}}(\mathbf{y}_t) \otimes \tau_i^{\mathcal{N}}(\mathbf{y}_t) \circ dB_t,$$

where  $\varepsilon > 0$  corresponds to the thermal energy in physics, the symbol  $\circ$  means the Stratonovich integration,  $B_t$  is  $\ell$ -dimensional Brownian motion,  $d$  is the intrinsic dimension of the manifold  $\mathcal{N}$

---

2010 *Mathematics Subject Classification.* 60J22, 65C05, 60H30, 93E20.

*Key words and phrases.* Reaction rates, minimum energy path, committor function, controlled Markov process, realize rare events almost surely, nonlinear dimension reduction.

and  $\{\tau_i^{\mathcal{N}}; 1 \leq i \leq d\}$  are orthonormal basis of tangent plane  $T_{\mathbf{y}_i}\mathcal{N}$ . Here  $\nabla_{\mathcal{N}} := \sum_{i=1}^d \tau_i^{\mathcal{N}} \nabla_{\tau_i^{\mathcal{N}}} = \sum_{i=1}^d \tau_i^{\mathcal{N}} \otimes \tau_i^{\mathcal{N}} \nabla$  is the surface gradient and  $\nabla_{\tau_i^{\mathcal{N}}} = \tau_i^{\mathcal{N}} \cdot \nabla$  is the tangential derivative in the direction of  $\tau_i^{\mathcal{N}}$ . Given the manifold  $\mathcal{N}$  and potential  $U_{\mathcal{N}}(\mathbf{y})$ , when  $\varepsilon$  is small, the study of rare events by direct simulation of (1.1) is not feasible. This motivates the need of theoretical developments. In the limit  $\varepsilon \rightarrow 0$ , the optimal transition path problem can be well described through the large deviation theory [FW12]. This was formulated as the minimum action method (MAM) [ERVE04], and was extended to the manifold case in [LLZ16]. In the gradient case, the optimal transition path by MAM is actually the minimal energy path (MEP) connecting two metastable states, which was realized by the string method [ERVE02]. The string method was further extended to the finite  $\varepsilon$  case, i.e. the finite temperature string method for gradient systems [ERVE05]. In the general finite noise case, the transition path theory (TPT) was first proposed by E AND VANDEN-EIJNDEN in [EVE06] to obtain the transition paths and transition rates, etc., by the committor function  $q$  (see (3.3)). A mathematically rigorous interpretation of TPT was given in [LN15] (see precise statement in [LN15, Theorem 1.7]). The generalization of TPT to Markov jump process was given in [MSVE09].

We are concerning the rare event study from a data-driven point of view in this paper. In many cases, the manifold  $\mathcal{N}$  is not explicitly known and we assume only the point clouds  $\{\mathbf{x}_i\}_{i=1:n}$  are available from some physical dynamics on an unknown  $d$  dimensional closed smooth Riemannian submanifold  $\mathcal{M} \subset \mathbb{R}^p$ . We assume one can learn the reaction coordinates  $\mathbf{y} = \Phi(\mathbf{x}) : \mathcal{M} \hookrightarrow \mathbb{R}^\ell$  by using  $\{\mathbf{x}_i\}_{i=1:n}$  in  $\mathbb{R}^p$ . Thus  $\mathcal{N} = \Phi(\mathcal{M})$  is a  $d$  dimensional closed smooth submanifold of  $\mathbb{R}^\ell$  and one can represent the high dimensional data  $\{\mathbf{x}_i\} \subset \mathcal{M} \subset \mathbb{R}^p$  as  $\{\mathbf{y}_i\} = \{\Phi(\mathbf{x}_i)\} \subset \mathcal{N} \subset \mathbb{R}^\ell$  in the low dimensional space. In general, this dimension reduction step is very challenging. Besides the standard diffusion map nonlinear dimension reduction [CL06], some reinforced learning methods based on build-in domain knowledge are developed recently; c.f. [ZWE18]. As for a real example, we simulate a simple, manageable alanine dipeptide with 22 atoms to collect a full atomic molecular dynamics result for  $\mathbf{x} \in \mathbb{R}^{66}$ . Its lower energy states are mainly described by two backbone dihedral angles  $\phi \in [-\pi, \pi)$  and  $\psi \in [-\pi, \pi)$ , so the reaction coordinates  $\mathbf{y}$  is chosen to be in a torus  $\mathcal{N} \subset \mathbb{R}^3$ ; see Fig. 6 and Example 3 below. With the learned reaction coordinates  $\mathbf{y}$ , the main goal is to effectively simulate the conformational transitions on  $\mathcal{N}$ .

Our main contributions are in two folds: (i) we give the *stochastic optimal control reinterpretations of the committor function* in TPT; (ii) adapting similar idea as the finite temperature string method, we *proposed a data-driven solver for finding a mean transition path on manifold, which are constructed using the level-set defined by committor function and taking advantage of an optimally controlled Monte Carlo simulation*. They are detailed as below.

**Interpretation from optimal control viewpoint.** The study of rare events from the optimal control viewpoint was pioneered in [HS12, HBS<sup>+</sup>13] and further investigated in [HSZ16, HRSZ17]. Our goal in this part is to rigorously reformulate the effective conditioned process - constructed from committor function  $q$  by [LN15] - as a stochastic optimal controlled process, in which the optimal feedback controls the original Markov process from one stable absorbing set  $A$  to another absorbing set  $B$  of the energy landscape  $U_{\mathcal{N}}$  with minimum cost. Before doing this, we first reformulate the MEP finding problem from metastable states  $a \in A$  to  $b \in B$  as a deterministic optimal control problem by considering a controlled ODE with minimum cost (2.3) in the infinite time horizon. This MEP is exactly the most probable path in the large deviation principle as noise  $\varepsilon \rightarrow 0$  in the Freidlin-Wentzell theory. Compared with the infinite optimal terminal time  $T = +\infty$ , the corresponding stochastic optimal control problem at a fixed noise level  $\varepsilon > 0$  is indeed easier in the sense that the stopping time (the stochastic terminal time) is

almost surely finite  $\tau < +\infty$ . Thus the stochastic optimal control reinterpretation enables feasible computation of transition paths for practical scientific problems. Precisely, for the system described by a Markov process  $\mathbf{y}_t$  on manifold  $\mathcal{N}$ , e.g. (1.1), it will induce a measure on the path space  $C([0, +\infty); \mathcal{N})$ , which can be regarded as a prior measure  $P$ . Then we need to construct a controlled Markov process  $\tilde{\mathbf{y}}_t$  (see (3.19)), which induces a new measure  $\tilde{P}$  on the path space. The additional control drives the trajectory  $\tilde{\mathbf{y}}_t$  from  $A$  to  $B$  almost surely, while the transitions for the original process are rare events. From the stochastic optimal control viewpoint, we need to find a control function  $\mathbf{v}(\tilde{\mathbf{y}}_t)$  to realize the optimal change of measure from  $P$  to  $\tilde{P}$  such that the running cost (kinetic energy) and terminal cost (boundary cost hitting the absorbing set) are minimized. In Section 3.2 and Theorem 3.3, we will prove the forward committor function  $q$  gives such an optimal control  $\mathbf{v}^* = 2\varepsilon \nabla \ln q$  that realizes the optimal change of measure on path space and thus realizes the transitions almost surely. These results also provide the basis for computing the transition path through the Monte Carlo simulations for the controlled random walk and the local average mean path algorithm in the second part.

**Data-driven solver for mean transition path on manifolds.** Our goal in this part is to take the advantage of the optimal control reinterpretation above in its discrete analogies to design a data-driven solver, which efficiently finds a mean transition path on a manifold suggested by point clouds. Given the point clouds  $\{\mathbf{y}_i\}_{i=1:n}$ , we construct a discrete Markov process on  $\{\mathbf{y}_i\} \subset \mathcal{N}$  based on an approximated Voronoi tessellation for  $\mathcal{N}$ , which incorporates both the equilibrium and manifold information. The assigned transition probability between the nearest neighbor points (adjacent points identified by Voronoi tessellation) enables us to efficiently compute the discrete committor function  $\{q_i\}_{i=1:n}$  and related quantities. In Section 4.2, based on the constructed discrete Markov process, we derive an optimally controlled Markov process on point clouds with the associated controlled generator  $Q^q$ . More importantly, the corresponding effective equilibrium under control is simply given by  $\pi^e \propto q^2 \pi$  which preserves the detailed balance property. First, this enables an efficient controlled Monte Carlo simulations for the new almost sure event in  $O(1)$  time instead of the rare event in the original process. Moreover, adapting the idea from the finite temperature string method [ERVE05, RVEME05], we use a Picard iteration to find the mean transition path based on the controlled Monte Carlo samplers. The numerical construction of the optimally controlled random walk is given in Section 4.2 while the TPT analysis and the local average mean path algorithms based on the controlled process sampling are given in Section 5. We apply this methodology to simulate the rare transitions on sphere/torus with Mueller potential and the transition between different isomers of an alanine dipeptide with MD simulation data. The developed mean transition path algorithm based on the controlled process performs very well for both synthetic and real world examples, which highly coincide with the computed dominant transition path in TPT.

The rest of this paper is organized as follows. In Sections 2-3, we will make the connections between the optimal control theory and the transition state theory and the transition path theory, respectively. In Section 4, we present the constructions of the discrete original/controlled Markov process on point clouds. In Section 5, we present the detailed algorithms for finding mean transition paths, while in Section 6 numerical examples are conducted to show the validity of the proposed algorithms.

## 2. OPTIMAL CONTROL VIEWPOINT FOR THE TRANSITION STATE THEORY

In this section, we will first consider the typical energy landscape  $U_{\mathcal{N}}$  which indicates two metastable states and guides the Langevin dynamics on  $\mathcal{N}$  (see Section 2.1). Then we reformulate and solve the minimal energy path in the transition state theory from the deterministic optimal

control viewpoint in Section 2.2. In Section 2.3, we briefly review the basic concepts for a stochastic optimal control problem in the infinite time horizon.

**2.1. Energy landscape in the transition state theory.** A chemical reaction from reactants  $a \in \mathcal{N}$  through a transition state  $c \in \mathcal{N}$  to products  $b \in \mathcal{N}$  can be described by the reaction coordinate  $\mathbf{y}$  and a path on the reaction coordinate  $\mathbf{y}(t) \in \mathcal{N}$  with a pseudo-time  $t \in [0, T]$  and  $\mathbf{y}(0) = a$ ,  $\mathbf{y}(T) = b$ . This chemical reaction can be characterized by an underlying potential  $U_{\mathcal{N}}(\mathbf{y})$  in terms of the reaction coordinate  $\mathbf{y} \in \mathcal{N}$ , which is assumed to be smooth enough and has a few deep wells separated by high barriers. Assume  $a$  and  $b$  are two local minimums (attractors) with the basins of attractors  $A, B \subset \mathcal{N}$ ,  $A \cap B = \emptyset$  and  $\max(U_{\mathcal{N}}(a), U_{\mathcal{N}}(b)) < \min U(\partial A \cup \partial B)$ . The associated minimal energy barrier such that  $\mathbf{y}(0) = a$ ,  $\mathbf{y}(T) = b$  is given by

$$(2.1) \quad \min_{\mathbf{y}(\cdot)} \left( \max_{t \in [0, T]} U_{\mathcal{N}}(\mathbf{y}(t)) \right).$$

Then pick a path  $\mathbf{y}^*(\cdot) \in \operatorname{argmin}_{\mathbf{y}(\cdot)} (\max_{t \in [0, T]} U_{\mathcal{N}}(\mathbf{y}(t)))$ , and define

$$(2.2) \quad c = \operatorname{argmax}_{\mathbf{y}^*(t), t \in [0, T]} U_{\mathcal{N}}(\mathbf{y}^*(t)).$$

This state  $c$  achieves the minimal energy barrier and we assume this type of  $c$  is unique, called transition state. Moreover, assume  $U_{\mathcal{N}}$  is a Morse function and the Morse index at saddle point (transition state  $c$ ) is 1, i.e., there is only one negative eigenvalue for the Hessian matrix of  $U_{\mathcal{N}}$  in the neighborhood of  $c$ . The energy barrier to achieve the chemical reaction from  $a$  to  $b$  is  $U_{\mathcal{N}}(c) - U_{\mathcal{N}}(a)$ . With this assumption, the minimal energy path can be uniquely found from the following least action problem [FW12].

By [FW12], the minimal energy path is given by the least action

$$(2.3) \quad \inf_{T > 0} \inf_{\mathbf{y} \in C[0, T]; \mathbf{y}(0)=a, \mathbf{y}(T)=b} \int_0^T \frac{1}{2} |\dot{\mathbf{y}} + \nabla U_{\mathcal{N}}(\mathbf{y})|^2 dt.$$

For notation simplicity, from now on we use  $U$  as the shorthand notation of  $U_{\mathcal{N}}$ ,  $\nabla$  as shorthand notation of  $\nabla_{\mathcal{N}}$  and  $\nabla \cdot$  as shorthand notation of the surface divergence defined as  $\nabla_{\mathcal{N}} \cdot \xi = \sum_{i=1}^d \tau_i^{\mathcal{N}} \cdot \nabla_{\tau_i^{\mathcal{N}}} \xi$ . In the case that  $U$  is a double-well potential with  $a, b$  being two local minimums, the minimal energy path (MEP) is given by the combination of the solutions  $\mathbf{y}(t)$ ,  $t \geq 0$  to [FW12]

$$(2.4) \quad \begin{aligned} \dot{\mathbf{y}} &= \nabla U(\mathbf{y}), & \mathbf{y}(-\infty) &= a, \mathbf{y}(+\infty) = c, \\ \dot{\mathbf{y}} &= -\nabla U(\mathbf{y}), & \mathbf{y}(-\infty) &= c, \mathbf{y}(+\infty) = b. \end{aligned}$$

**2.2. Minimal energy path as a deterministic optimal control problem.** One can recast the least action problem (2.3) as a deterministic optimal control problem, which determines the optimal trajectory  $\mathbf{y}$ , the feedback control  $\mathbf{v}$ , and the optimal terminal time  $T$ . Since the original dynamics is translation invariant w.r.t. time (stationary), we introduce the control variable  $\mathbf{v} = \mathbf{v}(\mathbf{y}(t))$ . The least action problem in (2.3) is equivalent to the following optimal control problem with running cost  $L = \frac{1}{2} |\mathbf{v}|^2$

$$(2.5) \quad \begin{aligned} \gamma &= \inf_{T, \mathbf{v}} \int_{T_1}^T \frac{1}{2} |\mathbf{v}(\mathbf{y}(t))|^2 dt \\ \text{s. t. } \dot{\mathbf{y}} &= \mathbf{v}(\mathbf{y}) - \nabla U(\mathbf{y}), \quad t \in (T_1, T), \quad \mathbf{y}(T_1) = a, \mathbf{y}(T) = c. \end{aligned}$$

Here  $\mathbf{v}(\mathbf{y})$  belongs to the  $C^1$  tangent vector field on  $\mathcal{N}$ . Define the augmented Lagrangian function as

$$(2.6) \quad \mathcal{L}(\mathbf{y}, \dot{\mathbf{y}}, \mathbf{v}, \lambda) := \frac{1}{2} |\mathbf{v}|^2 - \lambda \cdot (\dot{\mathbf{y}} - \mathbf{v} + \nabla U(\mathbf{y})),$$



where  $\lambda$  is the Lagrange multiplier. Then the corresponding Hamiltonian is

$$(2.7) \quad \mathcal{H}(\mathbf{y}, \mathbf{v}, \lambda) := \mathcal{L} - \dot{\mathbf{y}} \frac{\partial \mathcal{L}}{\partial \dot{\mathbf{y}}} = \frac{1}{2} |\mathbf{v}|^2 + \lambda \cdot (\mathbf{v} - \nabla U(\mathbf{y})).$$

Then calculating the first variation of  $\int_0^T \mathcal{L} dt$  with respect to perturbations  $\tilde{\mathbf{y}}, \tilde{\mathbf{v}}, \tilde{\lambda}, \tilde{T}$  gives the Euler-Lagrange equation to (2.5)

$$(2.8) \quad \frac{\partial \mathcal{L}}{\partial \mathbf{y}} - \frac{d}{dt} \left( \frac{\partial \mathcal{L}}{\partial \dot{\mathbf{y}}} \right) = 0, \quad \frac{\partial \mathcal{L}}{\partial \mathbf{v}} = 0, \quad \frac{\partial \mathcal{L}}{\partial \lambda} = 0, \quad \mathcal{H}(T_*) = 0,$$

which can be further simplified as

$$(2.9) \quad \begin{aligned} \dot{\mathbf{v}} &= \nabla^2 U(\mathbf{y}) \mathbf{v}, \quad \dot{\mathbf{y}} = \mathbf{v} - \nabla U(\mathbf{y}), \quad \mathbf{y}(T_1) = a, \quad \mathbf{y}(T) = c, \\ -\frac{|\mathbf{v}|^2}{2} + \nabla U(\mathbf{y}) \cdot \mathbf{v} \Big|_{t=T_*} &= 0. \end{aligned}$$

By the Pontryagin maximum principle, the Euler-Lagrange equation can be expressed in terms of the corresponding Hamiltonian  $\mathcal{H}$

$$(2.10) \quad \frac{d}{dt} \mathbf{y} = \frac{\partial \mathcal{H}}{\partial \lambda}, \quad \frac{d}{dt} \lambda = -\frac{\partial \mathcal{H}}{\partial \mathbf{y}}, \quad \frac{\partial \mathcal{H}}{\partial \mathbf{v}} = 0, \quad \mathcal{H}(T_*) = 0.$$

It is easy to see the Hamiltonian is a constant, so the last equation in (2.9) holds for all  $0 \leq t \leq T$ , i.e.

$$(2.11) \quad |\mathbf{v} - \nabla U(\mathbf{y})|^2 = |\nabla U(\mathbf{y})|^2.$$

The minimum value of  $\int_0^T |\mathbf{v}|^2 dt = 2(U(c) - U(a))$  is achieved when the optimal control  $\mathbf{v}$  in (2.11) takes  $\mathbf{v} = 2\nabla U(\mathbf{y})$  before the transition state  $c$ . Then after passing the transition state  $c$ ,  $\mathbf{y}(t)$  satisfies  $\dot{\mathbf{y}} = -\nabla U(\mathbf{y})$  with  $\mathbf{v} = 0$  and reaches  $b$  at infinite time. We remark that since  $a$  and  $c$  are steady states with  $\nabla U|_{a,c} = 0$ , so the optimal terminal time above is indeed  $\infty$ . Thus the optimal controlled path  $\mathbf{y}(t)$  can not be achieved at finite time and should be understood in the limit sense, i.e., consider the optimal control problem (2.5) with starting point  $\mathbf{y}(T_1) = a', |a' - a| \leq \varepsilon$ , ending point  $\mathbf{y}(T_2) = c', |c' - c| \leq \varepsilon$  and then taking the limit  $\varepsilon \rightarrow 0$ , the boundary condition in (2.9), shall be replaced by  $\mathbf{y}(T_1) \rightarrow a, T_1 \rightarrow -\infty, \mathbf{y}(T_2) \rightarrow c, T_2 \rightarrow +\infty$ .

Recall the transition state (saddle point)  $c$  in (2.2). Now we verify the optimality of the construction above as follows. For any path from  $A$  to  $B$ , it must pass a point  $\mathbf{y}_s$  such that  $U(\mathbf{y}_s) \geq U(c)$ . Denote  $T_{\mathbf{y}_s}$  the time passing  $\mathbf{y}_s$ , then from (2.5), we have

$$(2.12) \quad \begin{aligned} \int_0^T \frac{1}{2} |\mathbf{v}|^2 dt &\geq \int_0^{T_{\mathbf{y}_s}} \frac{1}{2} |\mathbf{v}|^2 dt = \frac{1}{2} \int_0^{T_{\mathbf{y}_s}} |\dot{\mathbf{y}} - \nabla U(\mathbf{y})|^2 + 2 \int_0^{T_{\mathbf{y}_s}} \dot{\mathbf{y}} \cdot \nabla U(\mathbf{y}) dt \\ &\geq 2 \int_0^{T_{\mathbf{y}_s}} \frac{d}{dt} U(\mathbf{y}) dt = 2(U(\mathbf{y}_s) - U(a)) \geq 2(U(c) - U(a)). \end{aligned}$$

This inequality shows that the minimal energy barrier (a.k.a. value function) is  $\gamma = 2(U(c) - U(a))$  and the minimal energy path must pass through  $c$ . This completes the optimal control interpretation for the MEP given in (2.4).

Motivated by this deterministic optimal control problem, the stochastic control problem in Theorem 3.3 later is the stochastic version of the control problem (2.5) with a fixed noise  $\varepsilon > 0$ ; see [FS06] and Remark 3.6 after Theorem 3.3. For a fixed noise level  $\varepsilon > 0$ , we will introduce a stopping time  $\tau$ , which is finite almost surely by positive recurrence. Thus the optimal transition path can be achieved at finite time almost surely. At the finite noise level, one can directly use committor function  $q$  defined in (3.3) instead of the quasi-potential in [FW12]. Solving

committor function is a linear problem while in [FW12], MEP is formulated as an exit time problem computed by finding out a quasi-potential from a Hamilton-Jacobi equation.

**2.3. General stochastic optimal control problems with terminal cost.** In general, one can consider a stochastic optimal control problem with some running cost function  $L(t, \mathbf{y}_t)$  and terminal cost function  $g(T, \mathbf{y}_T)$ , where have used the convention  $\mathbf{y}_t := \mathbf{y}(t)$  in stochastic analysis. Especially, we are interested in the optimal control for a stationary (w.r.t. time) Markov process and the terminal time being the stopping time when the SDE solution hitting some closed set  $B$ , i.e.  $\tau := \inf\{t \geq 0; \mathbf{y}_t \in B\}$ . In this case, the terminal cost function  $g$  is also called boundary cost function, to be specific in Theorem 3.3.

Given initial probability measure  $\mu_0$  on  $\mathcal{N}$  concentrating on the local minimums  $a$  of the potential  $U$ , consider the stochastic optimal control problem in the infinite time horizon with running cost function  $\frac{1}{2}|\mathbf{v}(\mathbf{y}_t)|^2$  and boundary cost function  $g(\mathbf{y}_\tau)$

$$(2.13) \quad \begin{aligned} \gamma &= \inf_{\mathbf{v}} \mathbb{E} \left\{ \int_0^\tau \frac{1}{2} |\mathbf{v}(\mathbf{y}_t)|^2 dt + \chi_{\tau < \infty} g(\mathbf{y}_\tau) \right\} \\ \text{s. t. } d\mathbf{y}_t &= (-\nabla U(\mathbf{y}_t) + \mathbf{v}(\mathbf{y}_t)) dt + \sqrt{2\varepsilon} d_{\mathcal{N}} B_t, \quad t \in (0, \tau), \quad \mathbf{y}_t|_{t=0} \sim \mu_0. \end{aligned}$$

Here  $\chi$  is the indicator function,  $|\mathbf{v}|$  is the length of  $\mathbf{v}$  in  $\mathbb{R}^\ell$  and  $d_{\mathcal{N}} B_t$  is a shorthand notation for the Brownian motion on manifold  $\mathcal{N}$  in the sense of (1.1), which will be used in the following context. In Nelson's theory of stochastic mechanics,  $\mathbf{v}$  can be regarded as an average velocity and the running cost function  $L = \frac{1}{2}|\mathbf{v}|^2$  is the classical action integrand including only kinetic energy. The obtained optimal control  $\mathbf{v}(\mathbf{y})$  is called stationary Markov control policy. Since the original Markov process is on a closed manifold  $\mathcal{N}$ , we will always has the positive recurrence property provided the landscape is continuous. From now on, we focus on the case  $\tau < \infty$ , a.s..

With the small parameter  $\varepsilon$ , recall the original Markov process  $Y_t$  on manifold  $\mathcal{N}$  without control has the corresponding generator  $Qf = \varepsilon \Delta f - \nabla U \cdot \nabla f$ . The control  $\mathbf{v}$  in the stochastic control problem (2.13) can be regarded as an additional driven force to the original Markov process.

### 3. OPTIMAL CONTROL VIEWPOINT FOR THE TRANSITION PATH THEORY FOR THE CONTINUOUS MARKOV PROCESS

In this section, the main goal is to give a stochastic optimal control interpretation for the transition path theory. We will first review the transition path theory in Section 3.1. Then in Section 3.2, we prove the committor function in the transition path theory leads to a stochastic optimal control with which the controlled Markov process realizes the transitions from  $A$  to  $B$  almost surely.

**3.1. Review of the transition path theory.** Now we review and explain some concepts in the transition path theory including the committor function, the effective transition path process, and the density/current of transition paths; see original work [EVE06].

**3.1.1. Committor function.** We start from the original Markov process  $Y_t$  with generator

$$(3.1) \quad Qf = \varepsilon \Delta f - \nabla U \cdot \nabla f.$$

Let  $A$  and  $B$  be two disjoint absorbing sets of attractors  $a, b$ . To study the conditioned process with the conditions on paths starting from  $A$  then ending in  $B$ , one should find an appropriate excessive function  $q$  and calculate the transition probabilities of the conditioned process by using Doob  $h$ -transform via  $q$ .

**Remark 3.1.** As mentioned in Section 2.3, we know the SDE solution  $Y_t$  hits  $\overline{A \cup B}$  at a finite time due to the positive recurrence of the process  $Y_t$  on the closed manifold  $\mathcal{N}$ . For an unbounded domain, the recurrence can be ensured by some specific condition. For instance, we assume there exists  $R_0 > 0$  such that for any  $r > R_0$ ,

$$(3.2) \quad \nabla_{\mathbf{n}} U \Big|_{|\mathbf{y}|=r} > \frac{c}{r}, \quad \text{for some constant } c > \varepsilon d + 1.$$

Here  $|\mathbf{y}| = r$  is the geodesic ball on  $\mathcal{N}$  and  $\mathbf{n} \in T_{\mathcal{N}}$  is the outer normal vector of the ball. Consequently,  $\frac{|\mathbf{y}|^2}{2}$  is a Lyapunov function such that

$$Q \left( \frac{|\mathbf{y}|^2}{2} \right) = \varepsilon d - \nabla U \cdot \mathbf{y} \leq -1 \quad \text{for } |\mathbf{y}| > R_0.$$

Applying [BKRS15, Cor 2.4.2, Cor 2.4.3] with this Lyapunov function, we know condition (3.2) ensures the existence of an invariant measure for process  $Y_t$ . This invariant measure is also unique by [BKRS15, Theorem 4.1.6]. Using the same Lyapunov function in [Kha12, Theorem 3.9] (see also [Ver97, Theorem 3]), condition (3.2) also ensures the positive recurrence in  $\mathbb{R}^d$ .

Define the stopping time  $\tau_B := \inf\{t \geq 0; Y_t \in \bar{B}\}$  (resp.  $\tau_A$ ) of process  $Y_t$  when it hits  $B$  (resp.  $A$ ). The probability for the paths hitting  $B$  before  $A$  is given by the forward committor function  $q(\mathbf{y})$ , a.k.a. harmonic potential, which is the solution of

$$(3.3) \quad Qq(\mathbf{y}) = 0, \quad \mathbf{y} \in (\overline{A \cup B})^c$$

with the Dirichlet boundary conditions

$$(3.4) \quad q(\mathbf{y}) = 0, \mathbf{y} \in \bar{A}, \quad q(\mathbf{y}) = 1, \mathbf{y} \in \bar{B}.$$

**Lemma 3.2.** The solution  $q(\mathbf{y})$  to (3.3) with (3.4) satisfies  $0 < q(\mathbf{y}) < 1$ ,  $\mathbf{y} \in (\overline{A \cup B})^c$ .

*Proof.* Since  $\mathcal{N}$  is a closed manifold,  $U(\mathbf{y})$  smooth enough and  $\bar{A} \cap \bar{B} = \emptyset$ , there exists a solution  $q(\mathbf{y}) \in C^2((\overline{A \cup B})^c) \cap C(\bar{A}^c \cap \bar{B}^c)$  to (3.3) with (3.4). Then by the strong maximum principle, we conclude  $0 < q(\mathbf{y}) < 1$ ,  $\mathbf{y} \in (\overline{A \cup B})^c$ .  $\square$

As an important consequence, the density and the current of transition paths can be calculated using the committor function; see detailed revisit in Section 3.1.3.

**3.1.2. Generator for the conditioned process.** To describe the conditioned process with the conditions that paths starting from  $A$  then ending in  $B$ , [LN15] characterized the selection of the reactive paths coming from  $A$  and then hitting  $B$  by using the probability measure on the path space such that  $\tau_A > \tau_B$ .

The associated conditioned process, called the transition path process, is denoted as  $Z_t$ . For  $Z_0 = \mathbf{y}_0 \in (\overline{A \cup B})^c$ , the generator of this conditioned process  $Z_t$  can be described using the Doob  $h$ -transform. Precisely, using committor function  $q$  as the excessive function and by the Doob  $h$ -transform, the generator for conditioned process  $Z_t$  is

$$(3.5) \quad Q^q f = \frac{1}{q} Q(qf) = Qf + \frac{2\varepsilon \nabla q}{q} \cdot \nabla f.$$

Since  $q = 0$  in  $\bar{A}$ , a singular drift term prevents  $Z_t$  hitting  $A$  and also pushes  $Z_t \in \partial A$  into  $(\overline{A \cup B})^c$ . For the delicate case  $Z_0$  starting from  $\partial A$  with an appropriate initial law on  $\partial A$ , [LN15, Theorem 1.2] proved that the conditioned process  $Z_t$  with the augmented filtration is same in law as the  $k$ -th transition path process exiting from  $A$  then hitting  $B$  defined in [EVE06, MSVE06, EVE10]. More precisely, the initial and end distribution for  $Z_t$ , a.k.a. reactive exit and entrance distribution  $\nu_0, \nu_1$ , can be calculated by the Dirichlet to Neumann map of the elliptic equation for committor function (3.3) [LN15, Proposition 1.5].

In Section 3.2, we will prove the resulting conditioned process (the transition path process)  $Z_t$  can be regarded as the original process with an additional control  $\mathbf{v} = \frac{2\varepsilon \nabla q}{q}$ . This control, indeed optimal control, together with the original landscape  $U$ , leads to an effective potential  $U^e := U - 2\varepsilon \ln q$ , which is  $+\infty$  for  $\mathbf{y} \in \bar{A}$  and  $U$  for  $\mathbf{y} \in \bar{B}$ . This effective potential guides the associated SDE of  $\tilde{Y}_t$  to the absorbing set  $B$  before hitting  $A$ .

**3.1.3. Density and current of transition paths.** Next, using the conditioned process  $Z_t$ , which is also the controlled process  $\tilde{Y}_t$  in (3.19), and its generator  $Q^q$ , we sketch the derivation of the current of transition paths. Recall the equilibrium density of the original Markov process  $Y_t$  is  $\pi \propto e^{-\frac{U}{\varepsilon}}$ . From [LN15, Proposition 1.9][EVE06, Proposition 2], the density of transition paths is

$$(3.6) \quad \rho^R(\mathbf{y}) = \pi(\mathbf{y})q(\mathbf{y})(1 - q(\mathbf{y})).$$

Then some elementary calculations show that

$$(3.7) \quad (Q^q)^* \rho^R(\mathbf{y}) = 0, \quad \mathbf{y} \in (\bar{A} \cup \bar{B})^c.$$

From (3.5) and (3.1),

$$(3.8) \quad 0 = (Q^q)^* \rho^R = Q^* \rho^R - \nabla \cdot \left( \rho^R \frac{2\varepsilon \nabla q}{q} \right) = \varepsilon \nabla \cdot \left( \pi \nabla \frac{\rho^R}{\pi} - \rho^R \frac{2\nabla q}{q} \right).$$

This divergence form, together with (3.6), gives the current of transition paths from  $A$  to  $B$  (upto a factor  $\varepsilon$ )

$$(3.9) \quad J_R := -\pi \nabla \frac{\rho^R}{\pi} + \rho^R \frac{2\nabla q}{q} = -\pi \nabla [q(1 - q)] + 2\pi(1 - q)\nabla q = \pi \nabla q.$$

One can directly verify there is an equilibrium such that

$$(3.10) \quad (Q^q)^* \pi^e = 0, \quad \pi^e := e^{-\frac{U^e}{\varepsilon}} = \pi q^2,$$

which vanishes at  $A$ . However, we point out  $\rho^R$  is not an equilibrium although  $(Q^q)^* \rho^R = 0$  inside  $(\bar{A} \cup \bar{B})^c$ . This involves a boundary measure at  $\partial B$  and we will only discuss details for the discrete case in Section 4.2.2.

**3.2. Stochastic optimal control interpretation of the committor function.** In this subsection, we will prove that the committor function  $q$  gives a stochastic optimal control such that the controlled Markov process realizes the transition from  $A$  to  $B$  with minimum running and terminal cost. We will first illustrate the idea of optimal change of measure in an abstract measurable space, then prove the stochastic optimal control interpretation in Theorem 3.3.

**3.2.1. Duality between the relative entropy and the Helmholtz free energy.** It is well known that the canonical ensemble is closely related to the optimal change of measure for the Helmholtz free energy. More precisely, let  $(\Omega, \mathcal{F})$  be a measurable space and  $\mathbb{P}(\Omega)$  is the family of probability measures on  $\Omega$ . Denote Hamiltonian  $H \in \mathbb{R}$  as a measurable function on  $\Omega$ . For a reference measure (a.k.a. prior measure)  $P \in \mathbb{P}(\Omega)$  and any  $\beta > 0$ , we define the Helmholtz free energy of Hamiltonian  $H$  with respect to  $P$  as

$$(3.11) \quad F(H) := -\frac{1}{\beta} \ln \left( \int_{\Omega} e^{-\beta H(\omega)} dP(\omega) \right) \in [-\infty, +\infty).$$

For any other measure  $\tilde{P} \in \mathbb{P}(\Omega)$  which is absolutely continuous w.r.t.  $P$ , denote  $\text{KL}(\tilde{P}||P) = \int_{\Omega} \ln \left( \frac{d\tilde{P}}{dP} \right) d\tilde{P}$  the relative entropy with respect to  $P$ . Then we have the following Legendre-type transformations and duality in statistical mechanics; c.f. [DS01].

(i) For any measure  $\tilde{P} \ll P$

$$(3.12) \quad -\frac{1}{\beta} \text{KL}(\tilde{P}||P) = \sup_H \left\{ \int_{\Omega} H(\omega) d\tilde{P}(\omega) - F(H) \right\};$$

(ii) for any bounded function  $H(\omega)$

$$(3.13) \quad F(H) = \inf_{\tilde{P} \ll P} \left\{ \int_{\Omega} H(\omega) d\tilde{P}(\omega) + \frac{1}{\beta} \text{KL}(\tilde{P}||P) \right\} = \inf_{\tilde{P} \ll P} \left\{ \int_{\Omega} \left( H(\omega) + \frac{1}{\beta} \ln \frac{d\tilde{P}(\omega)}{dP(\omega)} \right) d\tilde{P}(\omega) \right\}.$$

In Theorem 3.3 later, we will see the second Legendre-type transformation (ii) is still true for a Hamiltonian  $g$  defined in (3.22) and we use it for probability measures (induced by coordinate processes) on path space  $\Omega = C([0, +\infty); \mathcal{N})$  to prove the optimality. To show the idea of the proof, if  $dP = \rho_0 dx$  and  $d\tilde{P} = \rho dx$ , the optimal density  $\rho^*$  in the transformation is achieved when

$$(3.14) \quad e^{-\beta H - 1 + \lambda} = \frac{\rho^*}{\rho_0}, \quad \int \rho^* = 1 = e^{\lambda - 1} \int e^{-\beta H} \rho_0 dx,$$

where  $\lambda$  is the Lagrange multiplier to ensure  $\rho$  is a probability density. Then we have

$$(3.15) \quad \int H \rho^* dx + \frac{1}{\beta} \int \ln \frac{\rho^*}{\rho_0} \rho^* dx = \frac{\lambda - 1}{\beta} = F(H).$$

**3.2.2. Committor function gives the optimal control in infinite time horizon.** In general, given an arbitrary control field in the gradient form,  $\mathbf{v} = 2\varepsilon \nabla \ln h$  for some function  $h$ , the generator for the controlled process is not exactly the Doob  $h$ -transform. Indeed, by Ito's formula, the generator under the control  $\mathbf{v}$  is

$$(3.16) \quad Q^h = Q + \mathbf{v} \cdot \nabla = Q + 2\varepsilon \nabla \ln h \cdot \nabla.$$

On the other hand, by elementary calculations, the Doob  $h$ -transform satisfies the following identity

$$(3.17) \quad \frac{1}{h} Q(hf) = Qf + f \frac{Qh}{h} + 2\varepsilon \nabla \ln h \cdot \nabla f = Q^h f + f \frac{Qh}{h}$$

for any test function  $f$ . We can recast the under controlled generator  $Q^h$  as

$$(3.18) \quad Q^h f = \frac{1}{h} Q(hf) - f \frac{Qh}{h}.$$

Now we give a theorem on the optimality of the control  $\mathbf{v} = \frac{2\varepsilon \nabla q}{q} = 2\varepsilon \nabla \ln q$  in an infinite time stochastic optimal control problem, where  $q$  is the committor function solving (3.3) with boundary condition (3.4). As a consequence of the optimal control  $\mathbf{v} = 2\varepsilon \nabla \ln q$ , we recover  $\frac{1}{q} Q(qf) = Q^q f$ .

**Theorem 3.3.** *Assume the original Markov process  $Y_t$  has generator  $Qf = \varepsilon \Delta f - \nabla U \cdot \nabla f$ ,  $\varepsilon > 0$ . The forward committor function  $q$  in (3.3) gives an optimal control  $\mathbf{v}^* = \frac{2\varepsilon \nabla q}{q}$  in the sense that it drives the controlled process  $\tilde{Y}_t$  starting from  $\mathbf{y} \in (\overline{A \cup B})^c$  to the set  $B$  before hitting  $A$  with the least action*

$$(3.19) \quad \begin{aligned} \gamma(\mathbf{y}) &:= \min_{\mathbf{v} \in \mathcal{A}} \mathbb{E}_P \left[ \int_0^\tau \frac{1}{2} |\mathbf{v}(\tilde{Y}_s)|^2 ds + g(\tilde{Y}_\tau) \right] \\ \text{s. t. } d\tilde{Y}_t &= (-\nabla U(\tilde{Y}_t) + \mathbf{v}(\tilde{Y}_t)) dt + \sqrt{2\varepsilon} d\mathcal{N} B_t, \quad \tilde{Y}_0 = \mathbf{y}, \end{aligned}$$

where  $\tau := \inf\{t \geq 0; \tilde{Y}_t \in \overline{A \cup B}\}$  is the stopping time,  $g(x) := \begin{cases} +\infty, & \text{in } \bar{A}, \\ 0, & \text{in } \bar{B}, \end{cases}$  and the admissible control belongs to

$$(3.20) \quad \mathcal{A} := \{\mathbf{v} \in T_{\mathcal{N}}; \mathbb{E}_P \left( e^{\int_0^\tau \frac{1}{4\varepsilon} |\mathbf{v}(\tilde{Y}_s)|^2 ds} \right) < \infty\}.$$

Moreover,  $\gamma(\mathbf{y}) = -2\varepsilon \ln q(\mathbf{y})$  and the optimal control  $\mathbf{v}^*$  leads to an effective potential  $U^e := U - 2\varepsilon \ln q$  for the controlled Markov process  $\tilde{Y}_t$  with the generator  $Q^q$  defined in (3.5).

*Proof.* Choose  $\Omega = C([0, +\infty); \mathcal{N})$ , with the product  $\sigma$ -algebra, as our measurable space [Var07]. Any element  $\mathbf{y} \in \Omega$  gives a coordinate process  $Y_t(\mathbf{y}) := \mathbf{y}(t) \in \mathcal{N}$ ,  $t \geq 0$ .

First, recall for a closed manifold, the stopping time  $\tau := \inf\{t \geq 0; Y_t \in \overline{A \cup B}\} < \infty, a.s..$  From [Eva13, Section 6.2.1], the stochastic characterization of committor function  $q$  in (3.3) can be expressed as

$$(3.21) \quad q(\mathbf{y}) = \mathbb{E}_P(f(Y_\tau)), \quad \mathbf{y} \in \overline{A \cup B}^c$$

with function  $f(\mathbf{z})$  on  $\overline{A \cup B}$ ,  $f = 0$ ,  $\mathbf{z} \in \bar{A}$  while  $f = 1$ ,  $\mathbf{z} \in \bar{B}$ . Here the expectation is taken under the probability measure  $P$  (called reference measure) on the path space  $\Omega$  associated with all realizations of the original SDE of  $Y_t$  starting from  $\mathbf{y} \in (\overline{A \cup B})^c$ . Define  $\beta := \frac{1}{2\varepsilon}$  and function

$$(3.22) \quad g(x) = -\frac{1}{\beta} \ln f = \begin{cases} +\infty, & \text{in } \bar{A}; \\ 0, & \text{in } \bar{B}. \end{cases}$$

Then choose Hamiltonian  $H(\mathbf{y}) := g(Y_\tau(\mathbf{y}))$  for  $\mathbf{y} \in \Omega$ . Since the original SDE for  $Y_t$  is translation invariant with respect to time (stationary w.r.t. time), so the control function  $\mathbf{v}(Y_t)$  (stationary Markov control) does not explicitly depend on  $t$  and we can take the starting time as  $t = 0$  without loss of generality. We consider the optimal control problem (3.19) with the admissible control in  $\mathcal{A}$ .  $\mathcal{A}$  in (3.20) is the well known Novikov condition in the Girsanov's transformation, which ensures the almost sure positivity of the Radon-Nikodym derivative in (3.24). It is easy to see  $\mathbf{v} = 0$  belongs to  $\mathcal{A}$  so  $\mathcal{A} \neq \emptyset$ . However from the definition of  $g$ ,  $g(Y_\tau) = +\infty$  when  $Y_\tau \in \bar{A}$ , so  $\mathbf{v} = 0$  is not an optimal control. We also remark that the selection effect due to  $g$ , i.e. the controlled system will hit  $B$  before  $A$ , can be equivalently added to the admissible control set (3.20).

Second, we find the minimizer  $\gamma$  (a.k.a value function) and the corresponding optimal control  $\mathbf{v}^*$ . Let  $\tilde{P}$  be the probability measure on  $\Omega$  associated with all realizations of the SDE of  $\tilde{Y}_t$  with control  $\mathbf{v}$ . By the Girsanov's theorem,  $Y_t$  is a Brownian motion under measure  $P$  and  $\tilde{Y}_t$  is a Brownian motion under measure  $\tilde{P}$ . As a consequence,

$$(3.23) \quad \mathbb{E}_P(e^{-\beta g(Y_\tau)}) = \mathbb{E}_{\tilde{P}}(e^{-\beta g(\tilde{Y}_\tau)}) = \mathbb{E}_P \left( e^{-\beta g(\tilde{Y}_\tau)} \frac{d\tilde{P}}{dP} \right),$$

where the Radon-Nikodym derivative is given by [Var07, Theorem 6.2]

$$(3.24) \quad \frac{d\tilde{P}}{dP} = e^{-\beta \int_0^\tau \sqrt{2\varepsilon} \mathbf{v}(\tilde{Y}_s) \cdot d_{\mathcal{N}} B_s - \frac{\beta}{2} \int_0^\tau |\mathbf{v}(\tilde{Y}_s)|^2 ds} > 0, \quad P\text{-a.s.}$$

and the sign in front of  $d_{\mathcal{N}} B$  is negative following the convention. In short, we have

$$(3.25) \quad \mathbb{E}_P(e^{-\beta H(\mathbf{y})}) = \mathbb{E}_P(e^{-\beta g(Y_\tau)}) = \mathbb{E}_P \left( e^{-\beta \left( g(\tilde{Y}_\tau) + \int_0^\tau \sqrt{2\varepsilon} \mathbf{v}(\tilde{Y}_s) \cdot d_{\mathcal{N}} B_s + \frac{1}{2} \int_0^\tau |\mathbf{v}(\tilde{Y}_s)|^2 ds \right)} \right).$$

Then by Jensen's inequality and (3.23),

$$(3.26) \quad e^{-\beta \mathbb{E}_P(g(\tilde{Y}_\tau) + \int_0^\tau \frac{1}{2} |\mathbf{v}(\tilde{Y}_s)|^2 ds)} \leq \mathbb{E}_P \left( e^{-\beta g(\tilde{Y}_\tau)} \frac{d\tilde{P}}{dP} \right) = \mathbb{E}_P(e^{-\beta g(Y_\tau)}).$$

Here the equality is achieved if and only if  $g(\tilde{Y}_\tau) + \int_0^\tau \sqrt{2\varepsilon} \mathbf{v}(\tilde{Y}_s) \cdot d_{\mathcal{N}} B_s + \int_0^\tau \frac{1}{2} |\mathbf{v}(\tilde{Y}_s)|^2 ds$  is deterministic. Using Lemma 3.2 and (3.21), we know

$$(3.27) \quad q(\mathbf{y}) = \mathbb{E}_P(f(Y_\tau)) = \mathbb{E}_P(e^{-\beta g(Y_\tau)}) > 0, \quad \mathbf{y} \in (\overline{A \cup B})^c.$$

Thus the RHS of (3.26) is always positive. Taking the logarithm to both sides, we have

$$(3.28) \quad -\beta \mathbb{E}_P \left( g(\tilde{Y}_\tau) + \int_0^\tau \frac{1}{2} |\mathbf{v}(\tilde{Y}_s)|^2 ds \right) \leq \ln \left( \mathbb{E}_P \left( e^{-\beta g(\tilde{Y}_\tau)} \frac{d\tilde{P}}{dP} \right) \right) = \ln \left( \mathbb{E}_P(e^{-\beta g(Y_\tau)}) \right).$$

Notice if the LHS of (3.26) is zero, (3.28) still holds since  $-\infty$  is always smaller than a finite number. Therefore, we obtain

$$(3.29) \quad \mathbb{E}_P \left( g(\tilde{Y}_\tau) + \int_0^\tau \frac{1}{2} |\mathbf{v}(\tilde{Y}_s)|^2 ds \right) \geq -\frac{1}{\beta} \ln \left( \mathbb{E}_P \left( e^{-\beta g(\tilde{Y}_\tau)} \frac{d\tilde{P}}{dP} \right) \right) = -\frac{1}{\beta} \ln \left( \mathbb{E}_P(e^{-\beta g(Y_\tau)}) \right),$$

which, together with (3.27), gives

$$(3.30) \quad \gamma(\mathbf{y}) \geq -\frac{1}{\beta} \ln \left( \mathbb{E}_P(e^{-\beta g(Y_\tau)}) \right) = -\frac{1}{\beta} \ln q(\mathbf{y}), \quad \mathbf{y} \in (\overline{A \cup B})^c.$$

Furthermore, the verification theorem [FS06, IV.3, Theorem 5.1] shows that the equality is indeed achieved  $\gamma(\mathbf{y}) = -\frac{1}{\beta} \ln q(\mathbf{y})$ . Actually,  $\gamma(\mathbf{y})$  satisfies the Hamilton-Jacobi-Bellman (HJB) equation

$$(3.31) \quad \varepsilon \Delta \gamma - \frac{1}{2} |\nabla \gamma|^2 - \nabla U \cdot \nabla \gamma = 0, \quad \text{in } (\overline{A \cup B})^c, \quad \gamma = g \quad \text{on } \overline{A \cup B}.$$

The associated optimal control (optimal feedback), such that

$$(3.32) \quad \tilde{H}(\mathbf{y}) := g(\tilde{Y}_\tau) + \int_0^\tau \sqrt{2\varepsilon} \mathbf{v}^*(\tilde{Y}_s) \cdot d_{\mathcal{N}} B_s + \int_0^\tau \frac{1}{2} |\mathbf{v}^*(\tilde{Y}_s)|^2 ds$$

being deterministic, is given by

$$(3.33) \quad \mathbf{v}^* = -\nabla \gamma = \frac{1}{\beta} \nabla \ln \mathbb{E}_P \left( e^{-\beta g(Y_\tau)} \right) = \frac{1}{\beta} \nabla \ln q.$$

Indeed, one can verify this by applying Ito's formula to  $\gamma(\tilde{Y}_\tau)$

$$(3.34) \quad \begin{aligned} I_1 &:= \gamma(\tilde{Y}_\tau) - \gamma(\tilde{Y}_0) = 1 - \gamma(\mathbf{y}) \\ &= \int_0^\tau \tilde{Q} \gamma(\tilde{Y}_s) ds + \sqrt{2\varepsilon} \int_0^\tau \nabla \gamma \cdot d_{\mathcal{N}} B_s \\ &= \int_0^\tau \varepsilon \Delta \gamma(\tilde{Y}_s) + (-\nabla U + \mathbf{v}) \cdot \nabla \gamma(\tilde{Y}_s) ds + \sqrt{2\varepsilon} \int_0^\tau \nabla \gamma \cdot d_{\mathcal{N}} B_s \\ &= \int_0^\tau (\varepsilon \Delta \gamma - \nabla U \cdot \nabla \gamma - |\nabla \gamma|^2)(\tilde{Y}_s) ds + \sqrt{2\varepsilon} \int_0^\tau \nabla \gamma \cdot d_{\mathcal{N}} B_s \\ &= -\frac{1}{2} \int_0^\tau |\nabla \gamma|^2(\tilde{Y}_s) ds + \sqrt{2\varepsilon} \int_0^\tau \nabla \gamma \cdot d_{\mathcal{N}} B_s, \end{aligned}$$

where  $\tilde{Q}$  is the generator of  $\tilde{Y}_t$  and we used  $\mathbf{v}^* = -\nabla\gamma$  and (3.31). On the other hand,

$$\begin{aligned} I_2 &:= \int_0^\tau \sqrt{2\varepsilon} \mathbf{v}^*(\tilde{Y}_s) \cdot d\mathcal{N}B_s + \int_0^\tau \frac{1}{2} |\mathbf{v}^*(\tilde{Y}_s)|^2 ds \\ (3.35) \quad &= -\sqrt{2\varepsilon} \int_0^\tau \nabla\gamma \cdot d\mathcal{N}B_s + \frac{1}{2} \int_0^\tau |\nabla\gamma|^2 ds \end{aligned}$$

due to  $\mathbf{v}^* = -\nabla\gamma$ . Then we have

$$(3.36) \quad I_1 + I_2 = \int_0^\tau \left( \varepsilon \Delta\gamma - \frac{1}{2} |\nabla\gamma|^2 - \nabla U \cdot \nabla\gamma \right) ds = 0,$$

which, together with  $I_1 = 1 - \gamma(\mathbf{y})$ , shows  $\tilde{H}$  is deterministic. Since the optimality ensures  $\tilde{H}$  in (3.32) is deterministic, so

$$\mathbb{E}_P \left( e^{-\beta \tilde{H}} \right) = e^{-\mathbb{E}_P(\beta \tilde{H})} = e^{\mathbb{E}_P(\beta I_1)} = e^{\beta(1-\gamma)} = qe^\beta < +\infty$$

and thus  $\mathbf{v}^* \in \mathcal{A}$ .

Finally, plugging the optimal control  $\mathbf{v}^* = 2\varepsilon \nabla \ln q$  into (3.19) shows the effective potential for the controlled Markov process  $\tilde{Y}_t$  is

$$(3.37) \quad U^e = U - 2\varepsilon \ln q.$$

Then by Ito's formula, the master equation for the controlled Markov process  $\tilde{Y}_t$  is

$$(3.38) \quad \partial_t \rho = \varepsilon \nabla \cdot \left( e^{-\frac{U^e}{\varepsilon}} \nabla (\rho e^{\frac{U^e}{\varepsilon}}) \right) = \varepsilon \nabla \cdot \left( \pi^e \nabla \frac{\rho}{\pi^e} \right).$$

Here  $\pi^e$  is the effective equilibrium defined in (3.10).  $\square$

**Remark 3.4.** Although we focus on a reversible process defined by SDE (1.1), we remark Theorem 3.3 still holds for irreversible process with a general drift  $\mathbf{b}^1$  and the generator  $\tilde{Q}f = \varepsilon \Delta f + \mathbf{b} \cdot \nabla f$ . The optimal control will be given by  $2\varepsilon \nabla \ln q$  with  $q$  being the solution to  $\tilde{Q}q = 0$  and (3.4). However, the Fokker-Planck equation for irreversible process does not have a relative entropy formulation. We refer to [GL21] for a structure preserving numerical scheme for irreversible processes with a general drift field, which can be leveraged to construct an optimally controlled random walk on point clouds for general irreversible processes.

**Remark 3.5.** Notice the value function  $\gamma(\mathbf{y}) = -2\varepsilon \ln q(\mathbf{y})$  satisfies

$$(3.39) \quad 0 = \varepsilon \Delta\gamma - \frac{1}{2} |\nabla\gamma|^2 - \nabla U \cdot \nabla\gamma = -e^{\frac{\gamma}{2\varepsilon}} Q(e^{-\frac{\gamma}{2\varepsilon}}).$$

We comment on the connection with the Logarithmic transformation framework developed by Sheu-Fleming [She85] [FS06, Section VI]. Define a Hamiltonian operator  $Hf := e^f Q(e^{-f})$ , then by [FS06, Lemma 9.1, p 257]

$$(3.40) \quad Hf = \min_h \left\{ -Q^h f - Q^h(\ln h) + \frac{Qh}{h} \right\}.$$

This Hamiltonian operator and the associated HJB for the optimal control for exit problem has been studied by [BH16]. Particularly, the authors applied the optimal control verification theorem in [FS06, Section VI] to the exit problem in the infinite time horizon and constructed an optimally controlled Markov chain based on the solution to the associated HJB.

<sup>1</sup>Under assumptions for existence of a solution, for instance,  $\mathbf{b}$  is smooth enough and  $\mathbf{b}(\mathbf{y}) \cdot \mathbf{y} \leq c(1 + |\mathbf{y}|^2)$ .



**Remark 3.6.** We remark Theorem 3.3 uses a terminal cost function  $g$  and the associated committor function  $q$  to construct an optimal feedback  $\mathbf{v}^*$  and thus the associated controlled process  $\tilde{Y}$ . More importantly, the transition from absorbing set  $A$  to another absorbing set  $B$  is a rare event for the original Markov process  $Y_t$  while this transition becomes an almost sure event for the controlled Markov process  $\tilde{Y}_t$ . This has significant statistic advantage because using the controlled process  $\tilde{Y}_t$ , which realizes the conformational transitions almost surely. The computations for statistic quantities in the original rare event becomes more efficient; see the Algorithm 1 for the controlled random walk on point clouds.

#### 4. MARKOV PROCESS AND TRANSITION PATH THEORY ON POINT CLOUDS

This section focuses on constructing an approximated Markov process on point clouds and computing the discrete analogies in the transition path theory on point clouds. In Section 4.1, we will first introduce a finite volume scheme which approximates the original Langevin dynamics (1.1) and its master equation on  $\mathcal{N}$ . In Section 4.2, based on the approximated Markov process, we design the discrete counterparts for the committor functions, the discrete Doob  $h$ -transform, the generator for the optimal controlled Markov process in the transition path theory on point clouds.

##### 4.1. Finite volume scheme and the approximated Markov process on point clouds.

In this section, we first propose a finite volume scheme for the original Fokker-Planck equation based on a data-driven approximated Voronoi tessellation for  $\mathcal{N}$ . Then we reformulate it as a Markov process on point clouds.

**4.1.1. Voronoi tessellation and finite volume scheme.** Suppose  $(\mathcal{N}, d_{\mathcal{N}})$  is a  $d$  dimensional smooth closed submanifold of  $\mathbb{R}^{\ell}$  and  $d_{\mathcal{N}}$  is induced by the Euclidean metric in  $\mathbb{R}^{\ell}$ .  $D := \{\mathbf{y}_i\}_{i=1:n}$  are point clouds sampled from some density on  $\mathcal{N}$  bounded below and above. It is proved that the data points  $D$  are well-distributed on  $\mathcal{N}$  whenever the points are sampled from a density function with lower and upper bounds [TS15, LLL19]. Define the Voronoi cell as

$$(4.1) \quad C_i := \{\mathbf{y} \in \mathcal{N}; d_{\mathcal{N}}(\mathbf{y}, \mathbf{y}_i) \leq d_{\mathcal{N}}(\mathbf{y}, \mathbf{y}_j) \text{ for all } \mathbf{y}_j \in D\} \quad \text{with volume } |C_i| = \mathcal{H}^d(C_i).$$

Then  $\mathcal{N} = \cup_{i=1}^n C_i$  is a Voronoi tessellation of  $\mathcal{N}$ . Denote the Voronoi face for cell  $C_i$  as

$$(4.2) \quad \Gamma_{ij} := C_i \cap C_j \text{ with its area } |\Gamma_{ij}| = \mathcal{H}^{d-1}(\Gamma_{ij}),$$

for any  $j = 1, \dots, n$ . If  $\Gamma_{ij} = \emptyset$  or  $i = j$  then we set  $|\Gamma_{ij}| = 0$ . Define the associated adjacent sample points as

$$(4.3) \quad VF(i) := \{j; \Gamma_{ij} \neq \emptyset\}.$$

By Ito's formula, SDE (1.1) gives the following Fokker-Planck equation, which is the master equation for the density  $\rho(\mathbf{y})$  in terms of  $\mathbf{y}$ ,

$$(4.4) \quad \partial_t \rho = \nabla \cdot (\varepsilon \nabla \rho + \rho \nabla U) =: FP^{\mathcal{N}} \rho.$$

Denote the equilibrium  $\pi := e^{-\frac{U}{\varepsilon}}$ . The Fokker-Planck operator has the following equivalent form

$$(4.5) \quad \begin{aligned} FP^{\mathcal{N}}(\rho) &= \varepsilon \Delta \rho + \nabla \cdot (\rho \nabla U) = \nabla \cdot (\rho(\varepsilon \nabla \ln \rho + \nabla U)) \\ &= \varepsilon \nabla \cdot \left( \rho \nabla \ln \frac{\rho}{\pi} \right) = \varepsilon \nabla \cdot \left( \pi \nabla \frac{\rho}{\pi} \right). \end{aligned}$$

Using (4.5), we have the following finite volume scheme

$$(4.6) \quad \frac{d}{dt} \rho_i |C_i| = \sum_{j \in VF(i)} \frac{\pi_i + \pi_j}{2|y_i - y_j|} |\Gamma_{ij}| \left( \frac{\rho_j}{\pi_j} - \frac{\rho_i}{\pi_i} \right), \quad i = 1, \dots, n,$$

where  $\pi_i$  is the approximated equilibrium density at  $\mathbf{y}_i$  with the volume element  $|C_i|$ . One can also recast (4.6) as a backward equation formulation

$$(4.7) \quad \frac{d}{dt} \rho_i = \sum_{j \in VF(i)} \frac{\pi_i + \pi_j}{2\pi_i |C_i| |y_i - y_j|} |\Gamma_{ij}| \left( \frac{\rho_j}{\pi_j} - \frac{\rho_i}{\pi_i} \right), \quad i = 1, \dots, n.$$

Define a stochastic matrix  $Q$  as

$$(4.8) \quad Q_{ij} = \frac{\pi_i + \pi_j}{2\pi_i |C_i| |y_i - y_j|} |\Gamma_{ij}| \geq 0, \quad j \neq i, \quad Q_{ii} = - \sum_{j \neq i} Q_{ij}.$$

Notice that row sums zero,  $\sum_j Q_{ij} = 0$ . Then  $Q$  is the generator of the associated Markov process. We rewire (4.7) in the matrix form

$$(4.9) \quad \frac{d}{dt} \frac{\rho}{\pi} = Q \frac{\rho}{\pi} \quad \text{with} \quad \frac{\rho}{\pi} = \left( \frac{\rho_i}{\pi_i} \right)_{i=1:n}.$$

With an adjoint  $Q$ -matrix, (4.6) can also be recast in a matrix form

$$(4.10) \quad \frac{d}{dt} \rho|C| = Q^*(\rho|C|) \quad \text{with} \quad \rho|C| = \{\rho_i |C_i|\}_{i=1:n}.$$

In practice, since we don't have the exact manifold information, the volume of the Voronoi cells  $C_k$  and the area of the Voronoi faces  $\Gamma_{kl}$  need to be approximated. We refer to [GLW20, Algorithm 1] for the algorithm for approximating  $|C_k|$  and  $|\Gamma_{ij}|$  and the convergence analysis of this solver (4.6) for the Fokker-Planck equation (4.4). We denote the approximated volumes as  $|\tilde{C}_k|$  and the approximated areas as  $|\tilde{\Gamma}_{kl}|$ . After replacing  $C_k$  by the approximated volumes  $|\tilde{C}_k|$  and replacing  $\Gamma_{kl}$  by the approximated areas  $|\tilde{\Gamma}_{kl}|$ , (4.6)/(4.11) becomes an approximated Markov process on point clouds, which is an implementable solver for the Fokker-Planck equation on  $\mathcal{N}$ . We drop tildes without confusion in the following contexts.

**4.1.2. Markov process on point clouds.** With the approximated volumes  $|C_i|$  and the approximated areas  $|\Gamma_{ij}|$ , one can interpret the finite volume scheme (4.6) as the forward equation for a Markov process with transition probability  $P_{ji}$  (from  $j$  to  $i$ ) and jump rate  $\lambda_j$

$$(4.11) \quad \frac{d}{dt} \rho_i |C_i| = \sum_{j \in VF(i)} \lambda_j P_{ji} \rho_j |C_j| - \lambda_i \rho_i |C_i|, \quad i = 1, 2, \dots, n,$$

where

$$(4.12) \quad \begin{aligned} \lambda_i &:= \sum_{j \neq i} Q_{ij} = \frac{1}{2|C_i|\pi_i} \sum_{j \in VF(i)} \frac{\pi_i + \pi_j}{|y_i - y_j|} |\Gamma_{ij}|, \quad i = 1, 2, \dots, n; \\ P_{ij} &:= \frac{Q_{ij}}{\lambda_i} = \frac{1}{\lambda_i} \frac{\pi_i + \pi_j}{2\pi_i |C_i|} \frac{|\Gamma_{ij}|}{|y_i - y_j|}, \quad j \in VF(i); \quad P_{ij} = 0, \quad j \notin VF(i). \end{aligned}$$

Assume  $\pi_i > 0$  for all  $i$ , then we have  $\lambda_i > 0$  for all  $i$ . One can see it satisfies  $\sum_i P_{ji} = 1$  and the detailed balance property

$$(4.13) \quad Q_{ji} \pi_j |C_j| = P_{ji} \lambda_j \pi_j |C_j| = P_{ij} \lambda_i \pi_i |C_i| = Q_{ij} \pi_i |C_i|.$$

## 4.2. Committed function, currents, and controlled Markov process on point clouds.

In this section, we first review the corresponding concepts for the transition path theory on point clouds. Then from the optimal control viewpoint, we construct a finite volume scheme for the controlled Fokker-Planck equation and the associated controlled Markov process (random walk on point clouds).

4.2.1. *Committor function, currents, and transition rate.* Suppose the local minimums  $a, b$  of  $U$  are two cell center with index  $i_a$  and  $i_b$ . Below, we clarify the discrete counterparts of Section 3.1 for committor functions  $q$ , the density of transition paths  $\rho^R$ , the current of transition paths  $J_R$  and the transition rates  $k_{AB}$ .

First, from the backward equation formulation (4.7), the forward committor function  $q_i$ ,  $i = 1, \dots, n$  from  $a$  to  $b$  satisfies

$$(4.14) \quad \begin{aligned} \sum_{j \in VF(i)} Q_{ij} (q_j - q_i) &= 0, \quad i \neq i_a, i_b, \\ q_{i_a} &= 0, \quad q_{i_b} = 1. \end{aligned}$$

Second, the discrete density of the reactive path [MSVE09, Remark 2.10] is defined as

$$(4.15) \quad \rho_i^R := \pi_i q_i (1 - q_i).$$

Third, with the constructed  $Q$ -matrix in (4.8), the current from site  $i$  to site  $j$  of the reactive path from state  $a$  to state  $b$  is given by [MSVE09, Remark 2.17]

$$(4.16) \quad J_{ij}^R := Q_{ij} \pi_i (q_j - q_i) = \frac{(\pi_i + \pi_j) |\Gamma_{ij}|}{2} \frac{q_j - q_i}{|y_i - y_j|},$$

which is the counterpart of the current in (3.9). Due to (4.14), it is easy to check the current is divergence free, i.e., satisfying the Kirchhoff's current law,

$$(4.17) \quad \sum_{j \in VF(i)} J_{ij}^R = 0, \quad i \neq i_a, i_b.$$

Finally, the transition rate from absorbing set  $A$  to  $B$  can be calculated from the current. It is shown in [MSVE09, Theorem 2.15] that the transition rate from  $A$  to  $B$  is given by

$$(4.18) \quad k_{AB} = \sum_{i \in A} \sum_{j \in VF(i)} J_{ij}^R.$$

Particularly, if there is only one point  $y_{i_a} \in A$ , then

$$(4.19) \quad k_{AB} = \langle Qq, \delta_{i_a} \rangle_\pi = \sum_{j \in VF(i_a)} J_{i_a, j}^R,$$

where  $\delta_{i_a}$  is the Kronecker delta with value 1 if  $i = i_a$  while 0 otherwise.

4.2.2. *Finite volume scheme and  $Q^q$ -matrix for controlled Markov process.* Similar to the controlled Markov process in (3.38), we give the controlled Markov process on point clouds below. Suppose the local minimums  $a, b$  of  $U$  are two cell center with index  $i_a, i_b$  and for simplicity we assume there is only one point  $y_{i_a} \in \bar{A}$ . We construct a controlled random walk on point clouds  $\{y_i\}_{i=1:n, i \neq i_a}$ . The controlled random walk for the general case that more than one point belong to  $A$  is similar. Below, we derive the master equation for this controlled random walk and still denote the density at states  $\{y_i\}_{i=1:n, i \neq i_a}$  as  $\rho_i$ .

First, with the effective potential  $U^e$  in (3.37), the effective equilibrium is  $\pi^e = e^{-\frac{U^e}{\varepsilon}} = q^2 \pi$ . We now construct a Markov process with a  $Q^q$ -matrix on states  $\{y_i\}_{i=1:n, i \neq i_a}$  such that

- (i)  $\pi^e = q^2 \pi$  is an equilibrium;
- (ii) it satisfies the detailed balance  $|C_i| \pi_i^e Q_{ij}^q = |C_j| \pi_j^e Q_{ji}^q$ ;
- (iii) it satisfies mass conservation  $\frac{d}{dt} \sum_i \rho_i |C_i| = 0$ .

Plug  $\pi_i^e := q_i^2 \pi_i$  into the scheme (4.6). We propose a finite volume scheme for the controlled Fokker-Planck equation (3.38)

$$(4.20) \quad \frac{d}{dt} \rho_i |C_i| = \sum_{j \in VF(i), j \neq i_a} \frac{q_i q_j (\pi_i + \pi_j)}{2|y_i - y_j|} |\Gamma_{ij}| \left( \frac{\rho_j}{q_j^2 \pi_j} - \frac{\rho_i}{q_i^2 \pi_i} \right), \quad i = 1, \dots, n, \quad i \neq i_a.$$

With  $Q$  in (4.8), we define for  $i = 1, \dots, n, i \neq i_a$ ,

$$(4.21) \quad Q_{ij}^q := \frac{q_j}{q_i} Q_{ij} \geq 0 \quad (i \neq j), \text{ and } Q_{ii}^q = - \sum_{j \neq i, i_a} Q_{ij}^q.$$

$Q^q$  is an  $n-1$  by  $n-1$  stochastic matrix which has zero row sum, i.e.  $\sum_{j \neq i_a} Q_{ij}^q = 0, i \neq i_a$ .

One can recast (4.20) as a backward equation

$$(4.22) \quad \begin{aligned} \frac{d}{dt} \frac{\rho_i}{\pi_i^e} &= \sum_{j \in VF(i), j \neq i_a} \frac{q_j}{q_i} \frac{(\pi_i + \pi_j)}{2\pi_i |C_i| |y_i - y_j|} |\Gamma_{ij}| \left( \frac{\rho_j}{\pi_j^e} - \frac{\rho_i}{\pi_i^e} \right) \\ &= \sum_{j \in VF(i), j \neq i_a} Q_{ij}^q \left( \frac{\rho_j}{\pi_j^e} - \frac{\rho_i}{\pi_i^e} \right), \quad i = 1, \dots, n, \quad i \neq i_a \end{aligned}$$

and  $Q^q$  is the effective generator for the controlled Markov process on point clouds  $\{\mathbf{y}_i\}_{i=1:n, i \neq i_a}$ .

For (i), by plugging  $\pi^e = q^2 \pi$  into (4.20), one obtains  $\pi^e$  is an equilibrium solution.

For (ii), we can verify for  $i, j \neq i_a$  and  $i \neq j$

$$(4.23) \quad |C_i| \pi_i^e Q_{ij}^q = q_i q_j \pi_i Q_{ij} |C_i| = q_i q_j \pi_j Q_{ji} |C_j| = |C_j| \pi_j^e Q_{ji}^q,$$

where we used the detailed balance property of  $Q$ .

For (iii), recast (4.20) as matrix form

$$(4.24) \quad \begin{aligned} \frac{d}{dt} \rho_i |C_i| &= \sum_{j \in VF(i), j \neq i_a} Q_{ij}^q \pi_i^e |C_i| \left( \frac{\rho_j}{\pi_j^e} - \frac{\rho_i}{\pi_i^e} \right) \\ &= \sum_{j \in VF(i), j \neq i_a} \left( Q_{ji}^q |C_j| \rho_j - Q_{ij}^q |C_i| \rho_i \right). \end{aligned}$$

The summation w.r.t.  $i$  for both sides concludes mass conservation  $\frac{d}{dt} \sum_{i \neq i_a} \rho_i |C_i| = 0$ .

Second, we plug  $\rho_i^R$  defined in (4.15) into (4.20) and by using (4.14), we have

$$(4.25) \quad \sum_{j \in VF(i), j \neq i_a} \frac{q_i q_j (\pi_i + \pi_j)}{2|y_i - y_j|} |\Gamma_{ij}| \left( \frac{1}{q_j} - \frac{1}{q_i} \right) = - \sum_{j \in VF(i), j \neq i_a} \frac{\pi_i + \pi_j}{2|y_i - y_j|} |\Gamma_{ij}| (q_i - q_j) = 0, \\ i = 1, \dots, n, \quad i \neq i_a, i_b.$$

However, we emphasize that  $\rho^R$  is not an equilibrium for the proposed Markov process (4.20) because  $Q_{i_b i_b}^q \neq Q_{i_b i_b}$ .

Third, let us discuss the spectral gap of  $Q^q$ -matrix:

- (1) From zero row sum property, we know 0 is an eigenvalue of  $Q^q$ .
- (2) From the detailed balance property (4.23), we know the dissipation estimate

$$(4.26) \quad \langle Q^q u, u \rangle_{\pi^e |C|} = -\frac{1}{2} \sum_{i, j; i \neq j} Q_{ij}^q (u_j - u_i)^2 \pi_i^e |C_i| \leq 0.$$

Thus the eigenvalues of  $Q^q$  satisfy  $0 = \lambda_1 \geq \lambda_2 \geq \dots$ .

- (3) Since the manifold  $\mathcal{N}$  is assumed to be connected, so the associated graph for  $Q^q$  given by Delaunay triangulation is connected. Hence  $\langle Q^q u, u \rangle_{\pi^e|C|} = 0$  if and only if  $u \equiv \text{constant}$ . Therefore there is a spectral gap for  $Q^q$ , i.e.,  $0 = \lambda_1 > \lambda_2 \geq \dots$ .

Finally, one can recast (4.22) as the controlled Markov process with the controlled transition probability  $P_{ji}^q$  (from site  $j$  to  $i$ ) and the controlled jump rate  $\lambda_j^q$

$$(4.27) \quad \frac{d}{dt} \rho_i |C_i| = \sum_{j \in VF(i), j \neq i_a} \lambda_j^q P_{ji}^q \rho_j |C_j| - \lambda_i^q \rho_i |C_i|, \quad i = 1, 2, \dots, n, \quad i \neq i_a,$$

where

$$(4.28) \quad \begin{aligned} \lambda_i^q &= \sum_{j \neq i} Q_{ij}^q = \frac{1}{2|C_i|\pi_i} \sum_{j \in VF(i), j \neq i_a} \frac{q_j}{q_i} \frac{\pi_i + \pi_j}{|y_i - y_j|} |\Gamma_{ij}|, \quad i = 1, 2, \dots, n, \quad i \neq i_a; \\ P_{ij}^q &= \frac{Q_{ij}^q}{\lambda_i^q} = \frac{1}{\lambda_i^q} \frac{q_j}{q_i} \frac{\pi_i + \pi_j}{2\pi_i |C_i|} \frac{|\Gamma_{ij}|}{|y_i - y_j|}, \quad j \in VF(i), j \neq i_a; \quad P_{ij}^q = 0, \quad j \notin VF(i). \end{aligned}$$

We remark that the controlled generator  $Q^q$  (4.21) constructed using the Doob  $h$ -transform is also used in [Tod09, BH16] for the exit problem for controlled Markov chains.

Under the constructed controlled transition probability  $P_{ij}^q$  for the controlled random walk, the transition from the metastable state  $a \in A$  to  $b \in B$  is almost sure in  $O(1)$  time rather than a rare event. Taking advantage of this nature, we will provide an algorithm for finding the mean transition path from  $A$  to  $B$ . This algorithm can be efficiently implemented by Monte Carlo simulation of the controlled random walk on point cloud. See Algorithm 2.

**Remark 4.1.** *Similar to the continuous version, we formally calculate the discrete optimal control fields below. From (4.20),*

$$(4.29) \quad \begin{aligned} \frac{d}{dt} \rho_i |C_i| &= (Q^q)^*(\rho|C|) := \sum_{j \in VF(i)} \frac{(\pi_i + \pi_j)}{2|y_i - y_j|} |\Gamma_{ij}| \left( \frac{q_i}{q_j} \frac{\rho_j}{\pi_j} - \frac{q_j}{q_i} \frac{\rho_i}{\pi_i} \right) \\ &= \sum_{j \in VF(i)} \frac{(\pi_i + \pi_j)}{2|y_i - y_j|} |\Gamma_{ij}| \left( \frac{\rho_j}{\pi_j} - \frac{\rho_i}{\pi_i} + \left( \frac{q_i}{q_j} - 1 \right) \frac{\rho_j}{\pi_j} - \left( \frac{q_j}{q_i} - 1 \right) \frac{\rho_i}{\pi_i} \right) \\ &= \sum_{j \in VF(i)} \frac{(\pi_i + \pi_j)}{2|y_i - y_j|} |\Gamma_{ij}| \left( \frac{\rho_j}{\pi_j} - \frac{\rho_i}{\pi_i} \right) + \sum_{j \in VF(i)} \frac{(\pi_i + \pi_j)}{2|y_i - y_j|} |\Gamma_{ij}| \left( \frac{\rho_j}{q_j \pi_j} + \frac{\rho_i}{q_i \pi_i} \right) (q_i - q_j) \\ &= Q^*(\rho|C|) - \sum_{j \in VF(i)} |\Gamma_{ij}| \frac{q_j - q_i}{|y_i - y_j|} \frac{(\pi_i + \pi_j)}{2} \left( \frac{\rho_j}{q_j \pi_j} + \frac{\rho_i}{q_i \pi_i} \right) \\ &= Q^*(\rho|C|) - \sum_{j \in VF(i)} |\Gamma_{ij}| v_{ij} \rho_{ij}, \end{aligned}$$

where  $v_{ij} = 2 \frac{(q_j - q_i)}{|y_j - y_i|} \frac{2}{q_i + q_j}$  and  $\rho_{ij} = \frac{1}{8} (q_i + q_j) (\pi_i + \pi_j) \left( \frac{\rho_j}{q_j \pi_j} + \frac{\rho_i}{q_i \pi_i} \right)$ . Thus, as a counterpart of Theorem 3.3, from the optimal control viewpoint for the Markov process (random walk) on point clouds, we can regard  $v_{ij} = 2 \frac{(q_j - q_i)}{|y_j - y_i|} \frac{2}{q_i + q_j}$  as the discrete optimal feedback control field from  $i$  to  $j$  (along edge  $e_{ij}$  of the associated Delaunay triangulation).

## 5. DATA-DRIVEN SOLVER AND COMPUTATIONS

In this section, we introduce the algorithms for finding the transition path on point clouds. As we will see, the transition from one metastable state to another for the optimally controlled

Markov process is no longer rare. We can efficiently simulate these transition events and compute the mean transition path based on a level set determined by the committor function  $q$  and a mean path iteration algorithm on point clouds adapted from a finite temperature string method in [ERVE05]. Algorithms for the construction of the approximated Markov chain and the dominant transition path are given in Section 5.1. Algorithms for the Monte Carlo simulation and the mean transition path based on the controlled Markov process are given in Section 5.2.

**5.1. Computation of dominant transition path.** We first need to construct the approximated Markov chain based on the point clouds  $\{\mathbf{y}_i\}_{i=1:n}$ , i.e., to compute the coefficients in the discrete generator (4.8). Particularly, the approximated cell volumes  $|C_k|$  and the approximated edge areas  $|\Gamma_{kl}|$  can be obtained by the approximated Voronoi tessellation in [GLW20, Algorithm 1]. Another related local meshed method for computing the committor function via point clouds was given in [LL18].

Then based on the associated Markov process (4.8) with the approximated coefficients, we can compute the dominant transition path and the transition rate between metastable states on manifold  $\mathcal{N}$ . Below we will simply mention the basic concepts and algorithms of the transition path theory of the Markov jump process for completeness. Further details can be referred to [MSVE09].

We seek the dominant transition path from the starting state  $A$  to the ending state  $B$ . All algorithms presented are also valid for any starting state in absorbing set  $A$  and ending state in set  $B$ . This dominant path defined in [MSVE09] is the reactive path connecting  $A$  and  $B$  that carries the most probability current. We construct a weighted directed graph  $G(V, E)$  using dataset  $V = \{\mathbf{y}_i\}_{i=1:n}$  as nodes,  $E = \{e_{ij}, J_{ij}^R > 0\}$  as a directed edge with weight  $J_{ij}^R$ . Here  $J_{ij}^R > 0$  is computed via (4.16). From (4.16), there is no loop in the directed graph  $G(V, E)$ .

Given the starting and ending states  $A, B \subset \{\mathbf{y}_i\}_{i=1:n}$ , a reactive trajectory from  $A$  to  $B$  is an ordered sequence  $P = [\mathbf{y}_0, \mathbf{y}_1, \dots, \mathbf{y}_k]$ ,  $\mathbf{y}_i \in V$ ,  $(\mathbf{y}_i, \mathbf{y}_{i+1}) \in E$  such that  $\mathbf{y}_0 \in A$ ,  $\mathbf{y}_k \in B$  and  $\mathbf{y}_i \in (A \cup B)^c$ ,  $0 < i < k$  for some  $k \leq n$ . We denote the set of all such reactive trajectories by  $\mathcal{P}$ . From (4.16), along any reactive trajectory  $P \in \mathcal{P}$ , the values of the committor function

$$(5.1) \quad 0 = q_0 < q_1 < \dots < q_k = 1$$

is strictly increasing from 0 to 1. Given a reactive trajectory  $P$ , the maximum current carried by this reactive trajectory  $P$ , called capacity of  $P$ , is

$$c(P) := \min_{(i,j) \in P} J_{ij}^R.$$

Among all possible trajectories from  $A$  to  $B$ , one can further find the one with the largest capacity

$$(5.2) \quad c_{\max} := \max_{P \in \mathcal{P}} c(P), \quad P_{\max} \in \operatorname{argmax}_{P \in \mathcal{P}} c(P).$$

We call the associated edge

$$(5.3) \quad (b_1, b_2) = \operatorname{argmin}_{(i,j) \in P_{\max}} J_{ij}^R$$

the dynamical bottleneck with the weight  $c_{\max} = J_{b_1 b_2}^R$ . For simplicity, we assume  $J_{ij}^R$  are distinct, so  $b_1, b_2$  are uniquely determined.

Finding the bottleneck provides a divide-and-conquer algorithm for finding the most probable path recursively. The dominant transition path is the reactive path with the largest effective probability current [MSVE09, EVE10]. Computing the dominant transition path is a recursion of finding the maximum capacity on subgraphs.

Now we use the bottleneck  $(b_1, b_2)$  and level-set of committor function  $q$  to divide the original graph  $G(V, E)$  into two disconnected subgraphs  $G_L$  and  $G_R$  as below.

Note that every path in  $P_{\max}$  pass through the bottleneck  $(b_1, b_2)$ . Thus the weight of each edge in  $P_{\max}$  is larger than the weight of bottleneck  $J_{b_1 b_2}^R$ . So we first remove all the edges of the original graph  $G(V, E)$  with weight smaller than  $J_{b_1 b_2}^R$ . Denote

$$(5.4) \quad V_L := \{\mathbf{y}_i; q_i \leq q_{b_1}\}, \quad V_R := \{\mathbf{y}_i; q_i \geq q_{b_2}\}.$$

Construct the new graph

$$(5.5) \quad \begin{aligned} G_L &:= (V_L, E_L), \quad \text{with } E_L := \{e_{ij} \in E; \mathbf{y}_i, \mathbf{y}_j \in V_L, J_{ij}^R > J_{b_1 b_2}^R\}; \\ G_R &:= (V_R, E_R), \quad \text{with } E_R := \{e_{ij} \in E; \mathbf{y}_i, \mathbf{y}_j \in V_R, J_{ij}^R > J_{b_1 b_2}^R\}. \end{aligned}$$

Then we find the dominant transition path in  $G_L$  from  $A$  to  $b_1$  and in  $G_R$  from  $b_2$  to  $B$ . So the computation of the dominant transition path is simply finding the bottleneck recursively.

In summary, we will first compute the committor function  $q$  by solving the linear system (4.14). Then we construct the graph  $G(V, E)$ , and compute the dominant transition path based on recursively finding the bottlenecks and the dominant transition paths, see [MSVE09] for further implementation details of the algorithmic constructions.

**5.2. Mean transition path and the computation on point clouds.** The dominant transition path from metastable state  $A$  to  $B$  obtained by TPT is a transition path that carries the most probability current. Below we will introduce the concept mean transition path by taking expectation with respect to the transition path density (3.6), which forms the rationale of our algorithm.

For any co-dimension one surface  $S$  on  $\mathcal{N} \subset \mathbb{R}^\ell$ , we define its projected mean

$$(5.6) \quad \mathbf{p}_S := \mathcal{P} \left( Z_S^{-1} \int_S x \pi(x) q(x) (1 - q(x)) d\sigma \right),$$

where  $Z_S = \int_S \pi(x) q(x) (1 - q(x)) d\sigma$  is the normalization constant, and  $\mathcal{P} : \mathbb{R}^\ell \rightarrow \mathcal{N}$  is a projection, e.g. the closest point projection, which is assumed unique in our paper. We denote the mean transition path by  $\mathbf{p}(\alpha) \in \mathcal{N} \subset \mathbb{R}^\ell$ , where  $\alpha \in [0, 1]$  is the normalized arc length parameter that  $|\mathbf{p}'(\alpha)| \equiv \text{Const}$ .

First, notice from (5.1), the committor function  $q$  strictly increases from 0 to 1 along the transition path  $\mathbf{p}$  from  $A$  to  $B$ . We assume the manifold  $\mathcal{N}$  can be parameterized by  $(q, \sigma)$ . Second, choose  $S$  in (5.6) as the iso-committor surface intersecting  $\mathbf{p}(\alpha)$ :

$$(5.7) \quad S_\alpha = \{x \in \mathcal{N} | q(x) = q(\mathbf{p}(\alpha))\}.$$

We define  $\mathbf{p}(\alpha)$  as the projected mean on the iso-committor surface  $S_\alpha$ . By the coarea formula on manifold, for any  $\alpha \in [0, 1]$ , we can rewrite (5.6) as

$$(5.8) \quad \mathbf{p}(\alpha) = \mathcal{P} \left( Z_\alpha^{-1} \int_{\mathcal{N}} x \pi(x) |\nabla q(x)| \delta(q(x) - q(\mathbf{p}(\alpha))) dx \right),$$

where we used  $q(x)$  is constant on  $S_\alpha$  and is included in the normalization constant  $Z_\alpha^{-1} := Z_{S_\alpha}^{-1} q(\mathbf{p}(\alpha)) (1 - q(\mathbf{p}(\alpha)))$ . We denote (5.8) as a projected average  $\mathbf{p}(\alpha) = \mathcal{P} \langle x \rangle_{\pi_{q(\mathbf{p}(\alpha))}}$ , where the average is taken with respect to the density  $\pi_{q(\mathbf{p}(\alpha))}(x) \propto \pi(x) |\nabla q(x)| \delta(q(x) - q(\mathbf{p}(\alpha)))$  on  $\mathcal{N}$ .

Note in (5.8), the definition of  $\mathbf{p}(\alpha)$  depends on  $\mathbf{p}(\alpha)$  itself, we can compute  $\mathbf{p}$  by a Picard iteration, i.e.,

$$(5.9) \quad \mathbf{p}^{l+1}(\alpha) = \mathcal{P} \left( Z_\alpha^{-1} \int_{\mathcal{N}} x \pi(x) |\nabla q(x)| \delta(q(x) - q(\mathbf{p}^l(\alpha))) dx \right) := \mathcal{P} \langle x \rangle_{\pi_{q(\mathbf{p}^l(\alpha))}}.$$

**Algorithm 1:** Algorithm for controlled random walk on point clouds

---

*Algorithm Inputs:* Maximum iteration  $K_{\max}$ .

- 1 Set  $k = 0$ ,  $r = 0$ . Generate  $\mathbf{y}_0^q \in VF(i_a)$  with probability  $P_{i_a j}^q$ .
  - 2  $\mathbf{y}_{k+1}^q := \mathbf{y}_{t_{k+1}}^q = \mathbf{y}_s$ , where  $s = \min\{s | \sum_{j=1, j \neq i}^s P_{ij}^q \geq \eta\}$ , where  $\eta \sim U[0, 1]$  is a uniformly distributed random variable.
  - 3  $t_{k+1} = t_k + \Delta t_k$ ,  $\Delta t_k$  being an exponentially distributed random variable with rate  $\lambda_i^q$ .
  - 4  $k \leftarrow k + 1$ ,  $r \leftarrow r + 1$ . Repeat until  $\mathbf{y}_r^q \in B$ . Record the trajectory  $P_r = \{(\mathbf{y}_0^q, \Delta t_0), \dots, (\mathbf{y}_r^q, \Delta t_r)\}$ .
  - 5 Reset  $r = 0$ ,  $\mathbf{y}_r^q \in VF(i_a)$  according to Step 1. Repeat the above iterations until  $k$  exceeds the maximum iteration number  $K_{\max}$ .
- 

This resembles the finite temperature string method [ERVE05, RVEME05], which is developed to compute the average of RHS by sampling techniques. However, since the transition between metastable states rarely happens, the sampling is difficult.

With the help of the controlled dynamics dictated by effective potential  $U^e$ , one can compute the mean transition path  $\mathbf{p}(\alpha)$  efficiently. Note that the optimally controlled equilibrium is only a modification of  $\pi$  with a prefactor, i.e.,  $\pi^e = Cq^2\pi$ , where constant  $C$  ensures  $\int_{\mathcal{N}} \pi^e dx = 1$ . Therefore, since  $q(x)$  is constant on  $S_\alpha$ , mean transition path  $\mathbf{p}(\alpha)$  can be identically recast as

$$(5.10) \quad \mathbf{p}(\alpha) = \mathcal{P} \left( (Z_\alpha C q^2(\mathbf{p}(\alpha)))^{-1} \int_{\mathcal{N}} x \pi^e(x) |\nabla q| \delta(q(x) - q(\mathbf{p}(\alpha))) dx \right) =: \mathcal{P} \langle x \rangle_{\pi_{q(\mathbf{p}(\alpha))}^e}.$$

The density  $\pi_{q(\mathbf{p}(\alpha))}^e \propto \pi^e(x) |\nabla q| \delta(q(x) - q(\mathbf{p}(\alpha)))$ . The mean transition path can be computed by Picard iteration

$$(5.11) \quad \mathbf{p}^{l+1}(\alpha) = \mathcal{P} \langle x \rangle_{\pi_{q(\mathbf{p}^l(\alpha))}^e}.$$

Under the dynamics governed by  $U^e$ , the exit from the attraction basin of metastable state  $A$  is almost sure in  $O(1)$  time, thus the sampling of the transition is much easier.

On the numerical aspect, we can also compute  $\mathbf{p}$  on point clouds. Given a point cloud  $D = \{\mathbf{y}_i\}_{i=1:n}$ , we simulate a random walk  $\{\mathbf{y}_t^q\}$  on  $D$  based on the controlled generator  $Q^q$  in (4.21). In details, we first extend the Markov process with  $(Q^q)_{ij}$  in (4.21) to include the site  $i_a$ . Then we have  $\lambda_{i_a}^q = +\infty$ , so the waiting time at  $i_a$  is zero. Thus at  $t = 0$ , we start the simulation at  $\mathbf{y}_0^q \in VF(i_a)$  with probability

$$(5.12) \quad P_{i_a j}^q = \frac{q_j(\pi_{i_a} + \pi_j)}{\mathcal{Z}} \frac{|\Gamma_{j i_a}|}{|y_{i_a} - y_j|}, \quad j \in VF(i_a), \quad \mathcal{Z} = \sum_{j \in VF(i_a)} q_j \frac{\pi_{i_a} + \pi_j}{|y_{i_a} - y_j|} |\Gamma_{i_a j}|.$$

In other words,  $P_{i_a j}^q \propto J_{i_a j}^R$ . We refer to [LN15, Lemma 1.3] for the reactive exit distribution on  $\partial A$  for the continuous Markov process. Suppose  $\mathbf{y}_{t_k}^q = \mathbf{y}_i$ , the next step is to update  $\Delta t_k$  and  $\mathbf{y}_{t_{k+1}}^q$  as follows. (i) The waiting time  $\Delta t_k = t_{k+1} - t_k \sim \mathcal{E}(\lambda_i^q)$  is an exponentially distributed random variable with rate  $\lambda_i^q$ ; (ii)  $\mathbf{y}_{t_k}^q$  jumps to  $\mathbf{y}_j \in VF(\mathbf{y}_i)$  with probability  $P_{ij}^q \equiv Q_{ij}^q / \lambda_i^q$ , where  $\lambda_i^q$  is defined in (4.12). We repeat this simulation  $K$  times to obtain the data  $\{\mathbf{y}_k^q, \Delta t_k\}_{k=0:K}$ , in which we restart the simulation from  $A$  each time when we hit  $B$ . Denote a sampled trajectory part  $P_r$  of length  $r$ , from  $\partial A$  to  $B$ , as  $P_r := \{(\mathbf{y}_0^q, \Delta t_0), (\mathbf{y}_1^q, \Delta t_1), \dots, (\mathbf{y}_r^q, \Delta t_r)\}$  such that  $\mathbf{y}_0^q \in VF(i_a)$  and  $\mathbf{y}_r^q \in B$ . We summarize this simulation in Algorithm 1.

To implement the Picard iteration (5.11) using data set  $\{\mathbf{y}_k^q, \Delta t_k\}_{k=0:K}$ , we need to approximate the density  $\pi_{q(\mathbf{p}(\alpha))}^e$  at first. We make an assumption that  $\pi_{q(\mathbf{p}(\alpha))}^e$  on  $S_\alpha$  is localized in



$\mathcal{B}_{r_0}^{\mathbb{R}^\ell}(\mathbf{p}(\alpha))$ , the neighborhood of  $\mathbf{p}(\alpha)$  with radius  $r_0$  in Euclidean space  $\mathbb{R}^\ell$ , and  $|\nabla q|$  is approximately constant in  $\mathcal{B}_{r_0}^{\mathbb{R}^\ell}(\mathbf{p}(\alpha))$ . Indeed, similar assumption was also taken in the construction of finite temperature string method. With this assumption,  $\langle x \rangle_{\pi_{q(\mathbf{p}(\alpha))}^e} \approx \langle x \rangle_{\tilde{\pi}_{q(\mathbf{p}(\alpha))}^e}$ , where the density  $\tilde{\pi}_{q(\mathbf{p}(\alpha))}^e(x) \propto \pi(x) \chi_{\mathcal{B}_{r_0}^{\mathbb{R}^\ell}(\mathbf{p}(\alpha))}(x)$ . Taking advantage of ergodicity, we get

$$\langle x \rangle_{\pi_{q(\mathbf{p}(\alpha))}^e} \approx \frac{1}{T_\alpha} \sum_{k=0}^K \mathbf{y}_k^q \chi_{\mathcal{B}_{r_0}^{\mathbb{R}^\ell}(\mathbf{p}(\alpha))}(\mathbf{y}_k^q) \Delta t_k,$$

where  $T_\alpha = \sum_{k=0}^K \Delta t_k \chi_{\mathcal{B}_{r_0}^{\mathbb{R}^\ell}(\mathbf{p}(\alpha))}(\mathbf{y}_k^q)$ .

Numerically, we discretize  $\mathbf{p}(\alpha), \alpha \in [0, 1]$  into  $P = \{p_m\}_{m=1:M}$  for some  $M \in \mathbb{N}$ . For  $l$ -th iteration step and for any  $p_m^l$ , we select segments of reactive trajectories inside the ball  $\mathcal{B}_{r_0}^{\mathbb{R}^\ell}(p_m^l)$ , where the radius  $r_0 > 0$  is chosen such that  $\{\mathbf{y}_k^q\} \cap \mathcal{B}_{r_0}^{\mathbb{R}^\ell}(p_m^l)$  has enough samples. Denote the resulting samples as

$$(5.13) \quad \{\mathbf{y}_k^q\}_{k=0:K} \cap \mathcal{B}_{r_0}^{\mathbb{R}^\ell}(p_m^l) = \{\mathbf{y}_{r_1}^q, \dots, \mathbf{y}_{r_s}^q\}, \quad r_1, r_2, \dots, r_s \in \{0, 1, \dots, K\},$$

and the Picard iteration before projection takes the form

$$(5.14) \quad \tilde{p}_m^{l+1} := \frac{1}{\Delta T_l} \sum_{j=1}^s \mathbf{y}_{r_j}^q \Delta t_{r_j}, \quad \Delta T_l = \sum_{j=1}^s \Delta t_{r_j}.$$

Furthermore, in order to avoid the issue that all  $M$  discrete points overlap and concentrate on few ones, an arc-length reparameterizing procedure similar to [ERVE02] is needed.

To do the reparameterization, we first compute

$$(5.15) \quad S_1 = 0, \quad S_m = \sum_{j=2}^m |\tilde{p}_m^{l+1} - \tilde{p}_{m-1}^{l+1}|, \quad m = 2, \dots, M.$$

Then the total length of  $\tilde{P}^{l+1}$  is approximately  $S_M$ . We do the arc-length reparameterizations by linear interpolation as follows. (i) Denote  $L_m := \frac{m-1}{M-1} S_M$ ,  $m = 1, 2, \dots, M$ ; (ii) find the index  $m'$  such that  $S_{m'} \leq L_m < S_{m'+1}$ ; (iii) calculate the linear interpolation

$$(5.16) \quad \hat{p}_m^{l+1} \approx \frac{L_m - S_{m'}}{S_{m'+1} - S_{m'}} \tilde{p}_{m'}^{l+1} + \frac{S_{m'+1} - L_m}{S_{m'+1} - S_{m'}} \tilde{p}_{m'+1}^{l+1}.$$

Since we don't explicitly know the manifold, the projection step is done by updating  $p_m^{l+1}$  as the nearest point of  $\hat{p}_m^{l+1}$  in data set  $\{\mathbf{y}_k^q\}_{k=0:K}$ . Then we can obtain the new path  $P^{l+1} = \{p_m^{l+1}\}_{m=1:M}$ . This updating process can be iteratively repeated until convergence, i.e.,  $P^{l+1} = P^l$  up to some tolerance. We summarize the above algorithm for finding mean transition path in Algorithm 2.

Note that the Algorithm 2 only uses the local neighbours of each  $p_m^l$  in the data set  $\{\mathbf{y}_k^q\}$ . In contrast, the algorithm to finding dominant transition path, which is revisited in Section 5.1, must consider the entire graph  $G(V, E)$  with all of the nodes  $\{\mathbf{y}_k\}$ . So the proposed algorithm may be more efficient when the data set  $\{\mathbf{y}_k^q\}$  is very large and most of the points are far away from the optimal transition path.

## 6. NUMERICAL RESULTS

In this section, based on the mean transition path algorithms in Section 5.2, we conduct three examples including two examples of Muller potential and a real world example for an alanine dipeptide with a full atomic molecular dynamics data.

---

**Algorithm 2:** Finding mean transition path on point clouds generated by controlled random walk.

---

*Algorithm Inputs:* Simulation data  $\{\mathbf{y}_k^q\}_{k=0:K}$ , waiting time  $\{\Delta t_k\}_{k=0:K}$ , radius  $r_0 > 0$ .

- 1 Set  $l = 0$  and for some  $M$ , initialize a discrete path  $P^l = \{p_m^l\}_{m=1:M}$  on manifold  $\mathcal{N}$  connecting  $A$  and  $B$ , where  $p_m^l \in \mathcal{N}$ .
  - 2 For every  $1 \leq m \leq M$ , collect all sample points in  $\mathcal{B}_{r_0}^{\mathbb{R}^\ell}(p_m^l)$  based on (5.13).
  - 3 Update path  $\tilde{P}^{l+1}$  with the projected average for  $m = 1, \dots, M$  via (5.14).
  - 4 Compute  $S_1, \dots, S_M$  via (5.15).
  - 5 Compute  $\hat{p}_m^{l+1} = p_m^{l+1}$  by arc-length reparameterization (5.16).
  - 6 Updating  $P^{l+1} = \{\hat{p}_m^{l+1}\}$  by finding the nearest point of each  $\hat{p}_m^{l+1}$  in  $\{\mathbf{y}_k^q\}_{k=0:K}$ .
  - 7  $l \leftarrow l + 1$ . Repeat until  $P^l$  converges or  $l$  exceeds a prescribed number  $L_{\max}$ .
- 

**6.1. Synthetic examples of Mueller potential.** We choose the Mueller potential on  $\mathbb{R}^2$  as the illustrative example and map it to different manifolds. The Mueller potential on  $\mathbb{R}^2$  is

$$(6.1) \quad U(X, Y) := \sum_{i=1}^4 A_i \exp(a_i(X - \alpha_i)^2 + b_i(X - \alpha_i)(Y - \beta_i) + c_i(Y - \beta_i)^2).$$

The parameters are set to be  $A_{1-4} = -2, -1, -1.7, 0.15$ ,  $a_{1-4} = -1, -1, -6.5, 0.7$ ,  $b_{1-4} = 0, 0, 11, 0.6$ ,  $c_{1-4} = -10, -10, -6.5, 0.7$ ,  $\alpha_{1-4} = 1, 0, -0.5, -1$ ,  $\beta_{1-4} = 0, 0.5, 1.5, 1$ . Denote  $\mathbf{X} = (X, Y)$ . This potential has three local minima  $\mathbf{X}_1, \mathbf{X}_2, \mathbf{X}_3$  and two saddle points  $\mathbf{X}_4, \mathbf{X}_5$ . The contour plot of the Mueller potential and the stationary points are shown in Fig. 1.

We are interested in the transitions from the metastable state  $\mathbf{X}_1$  to  $\mathbf{X}_3$ . Finding the transition path from  $\mathbf{X}_1$  to  $\mathbf{X}_3$  is a well-studied problem. One can compute the transition path by some existing methods like string method [ERVE02], etc., which is shown in Fig. 1.

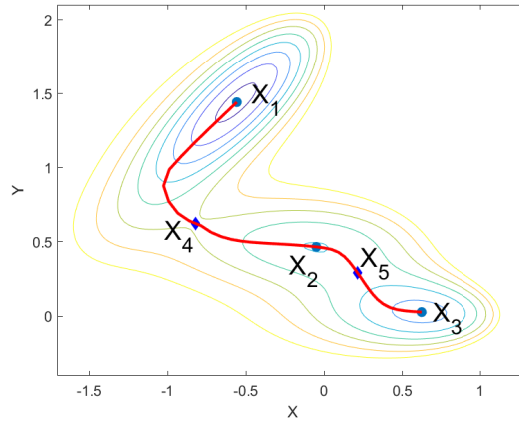


FIGURE 1. Contour plot of 2D Mueller potential  $U(X, Y)$  in (6.1) and transition path from  $\mathbf{X}_1$  to  $\mathbf{X}_3$ . The blue dots are local minima  $\mathbf{X}_{1,2,3}$ . The blue diamonds are saddle points  $\mathbf{X}_{4,5}$ . The red line is the transition path obtained by string method.

**Example 1: Mueller potential on sphere.** We map the Mueller potential to  $\mathcal{N} = \mathbb{S}^2$  by the stereographic projection  $X = x/(1 - z)$ ,  $Y = y/(1 - z)$ . For any point  $(x, y, z) \in \mathbb{S}^2$  except the

north pole, we define  $U_{\mathcal{N}}(x, y, z)$  on  $\mathbb{S}^2$  as

$$U_{\mathcal{N}}(x, y, z) = U_{\mathbb{S}^2}(x, y, z) = U\left(\frac{x}{1-z}, \frac{y}{1-z}\right), \quad (x, y, z) \in \mathbb{S}^2$$

and consider the transitions between two metastable states under the dynamics (1.1). It is easy to obtain that the invariant distribution of  $\mathbf{y}_t$  is  $\pi(\mathbf{y}) \propto \exp(-\varepsilon^{-1}U_{\mathbb{S}^2}(\mathbf{y}))$ ,  $\mathbf{y} = (x, y, z)$ . We then generate the data set  $D = \{\mathbf{y}_i\}_{i=1:4000}$  uniformly on  $\mathbb{S}^2$  and set  $\pi_i = \exp(-\varepsilon^{-1}U_{\mathbb{S}^2}(\mathbf{y}_i))$ , respectively. We choose the starting state  $A = D \cap \mathcal{B}_{0.05}^{\mathbb{R}^3}(\mathbf{X}_1)$  and the ending state  $B = D \cap \mathcal{B}_{0.05}^{\mathbb{R}^3}(\mathbf{X}_3)$ , where  $\mathcal{B}_r^{\mathbb{R}^3}(\mathbf{x}) = \{\mathbf{y} \in \mathbb{R}^3 \mid \|\mathbf{y} - \mathbf{x}\| < r\}$  is the ball centered at  $\mathbf{x}$  with radius  $r$  in  $\mathbb{R}^3$ . With this data set, we can compute the committor function  $q(\mathbf{y})$  by solving the approximated Voronoi tessellation and the linear system (4.14). Since it is a diagonally dominant system, the solution is unique and we utilize a diagonal preconditioning trick to make the computation more effective and stable.

The effective potential  $U^e$  with  $\varepsilon = 0.1$  is shown in Fig. 2. Under the controlled random walk (4.27), the transition from  $A$  to  $B$  happens much easier. One can see from the Monte Carlo simulation in Fig. 2(c), the exit from the attraction basin of metastable state  $\mathbf{X}_1$  is almost sure rather than a rare event. Compared with the original  $U_{\mathbb{S}^2}(\mathbf{y})$ , in the effective potential, the local minima at  $A$  disappears and  $U^e$  tends to infinity when approaching  $A$ ; see Fig. 2(b). We can also find that the dominant transition path almost goes along the gradient direction of  $U^e$  from  $A$  to  $B$ . Taking the maximum iteration  $K_{\max} = 10^5$  in the Monte Carlo simulation Algorithm 1, we find 48 transition trajectories from  $A$  to  $B$ ; see Fig. 2(c). In the simulation with the uncontrolled generator  $Q$ , there is no transition from  $A$  to  $B$  at all in  $10^5$  steps. The mean transition path based on Algorithm 2 is also shown using the solid black line in Fig. 2(c). We set  $M = 100$  and  $L_{\max} = 20$  in the algorithm. The mean transition path derived by Monte Carlo simulation data (the solid black line in Fig. 2(c)) highly coincides with the dominant transition path in TPT (red circles in Fig. 2(c)). Providing rigorous justification for this remarkable coincidence is an important problem for future study. Indeed, both dominant transition path algorithm and mean transition path algorithm are designed to find “ensembles of transition paths” for fixed noise level  $\varepsilon > 0$ . Moreover, they both rely on the level-set of committor function  $q$  to order point clouds; see (5.4) and (5.7).

With committor function  $q(\mathbf{y})$ , we can obtain the dominant transition path by applying the TPT algorithms. We show the results for different  $\varepsilon$  in Fig. 3(a)-(c). As a comparison, we also compute the minimum energy path in the limit  $\varepsilon \rightarrow 0$ . This can be done by minimizing the Freidlin-Wentzell action functional [FW12]. Namely, it is the solution of the following variational problem

$$(6.2) \quad S(B; A) = \inf_{T>0} \inf_{\mathbf{x} \in A, \mathbf{y} \in B} \inf_{\psi(t) \subset \mathcal{N}: \psi(0)=\mathbf{x}, \psi(T)=\mathbf{y}} \int_0^T \left\| \dot{\psi} + \nabla_{\mathcal{N}} U(\psi) \right\|^2 dt.$$

This problem can be efficiently solved by minimum action method (MAM) on manifold [ERVE04, LLZ16]. Note that  $U_{\mathbb{S}^2}(x, y, z)$  can be naturally extended to  $\mathbb{R}^3 \setminus \{z = 1\}$ , one can directly apply MAM on  $\mathcal{N}$  by a properly designed MAM on  $\mathbb{R}^3$ . This zero-noise path is used as a reference; see solid red line in Fig. 3. We also map the transition path on  $\mathcal{N}$  to  $\mathbb{R}^2$  by the stereographic projection. The result is shown in Fig. 3(d)-(f).

In Fig. 3, we find that as  $\varepsilon$  tends to zero, the dominant transition path converges to the zero-noise path obtained by MAM both on manifold  $\mathbb{S}^2$  and the 2D projection. This is consistent with the Freidlin-Wentzell theory. The results are stable when different random samples are utilized.

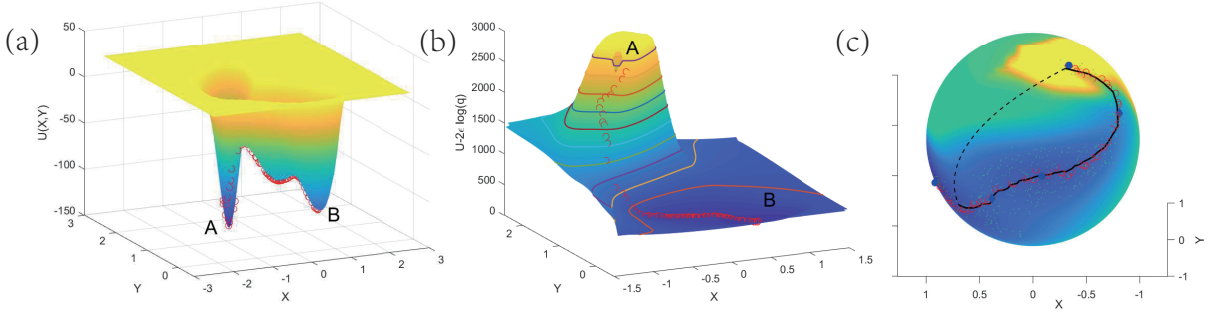


FIGURE 2. Projections of the Mueller potential and the effective potential on  $\mathbb{S}^2$  to  $\mathbb{R}^2$ . (a) the projection of  $U_{\mathbb{S}^2}(x, y, z)$  to  $\mathbb{R}^2$ . (b) the projection of effective potential  $U^e = U_{\mathbb{S}^2} - 2\varepsilon \log q$  to  $\mathbb{R}^2$ . The contour lines of  $U^e$  are shown in colored lines. The hole at  $A$  is due to  $U^e(A) = +\infty$ . (c) The Monte Carlo simulation result of transition from  $A$  to  $B$  based on effective backward operator  $Q^q$  and the mean transition path. The background is heat plot of  $U^e$ . The green dots are Monte Carlo samples. The black line is the mean transition path computed by Algorithm 2 while the dashed line is the initial discrete path. In all sub-figures, the dominant transition paths are shown with red circles.

We can find some critical transition states along the dominant transition path with the help of probability current  $J^R$ . Note that finding the dominant transition path is a divide-and-conquer algorithm by finding a sequence of dynamical bottlenecks. The key transition states must have the least current  $J^R$ . In Fig. 4, we plot the current  $J^R$  along the dominant transition path. The states with the least five  $J^R$  are marked and projected to  $\mathbb{R}^2$ ,  $\varepsilon$  is chosen to be 0.1. One can see that all these five states are in neighbourhoods of saddle points or local minima. As stated by the Freidlin-Wentzell theory, the transition path in the zero noise limit must pass through stationary points, which is confirmed in our computations.

The transition rate calculated by (4.18) is also consistent with the Freidlin-Wentzell theory. When  $A, B$  are metastable states, it is well known that as  $\varepsilon \rightarrow 0$ ,  $\varepsilon \log k_{AB} \rightarrow S(B; A)$ , where  $S(B; A)$  in (6.2) is the so-called quasi-potential. The value of  $S(B; A)$  is a side product when computing the minimum energy path on manifold  $\mathcal{N}$  by MAM. The rescaled logarithm of the rates  $k_{AB}$  for different  $\varepsilon$  and  $S(B; A)$  are listed in Table 1. We can find that as  $\varepsilon$  becomes smaller, these two quantities get closer, as suggested by the theoretical result.

	$\varepsilon = 1$	$\varepsilon = 0.2$	$\varepsilon = 0.05$	$\varepsilon = 0.02$	$S(B; A)$
$\varepsilon \log k_{AB}$	-0.4282	0.2540	0.3979	0.3999	0.3816

TABLE 1. Comparison of the transition rates obtained by TPT and the quasi-potential.

**Example 2: Mueller potential on torus.** We can also map the Mueller potential to the torus  $\mathcal{N} = \mathbb{T}^2$  which is defined as

$$x = (R + r \cos \theta) \cos \phi, \quad y = (R + r \cos \theta) \sin \phi, \quad z = r \sin \theta, \quad \theta \in [-\pi, \pi), \phi \in [0, 2\pi).$$

Set  $R = 2.0, r = 1.0$ . We define the potential  $U_{\mathcal{N}}$  on torus as

$$U_{\mathcal{N}}(x, y, z) = U_{\mathbb{T}^2}(x, y, z) := U(r\theta, R\phi).$$

It is interesting to study the transition behavior of dynamics (1.1) with finite but small noise and the driving potential are also perturbed by noise with similar scales. In this case, minimizing

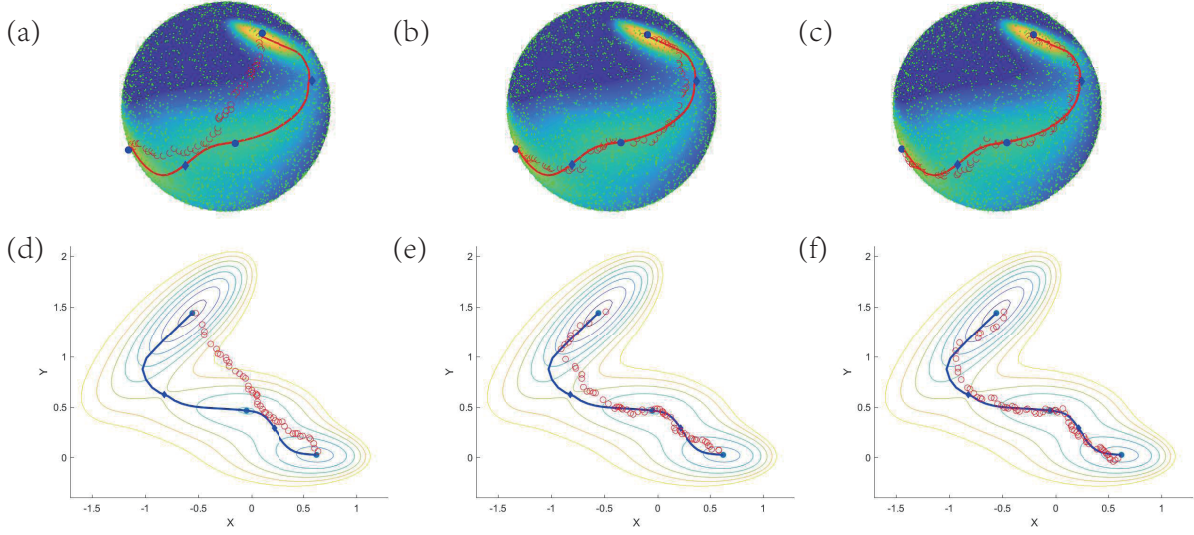


FIGURE 3. The dominant transition paths from  $\mathbf{X}_1$  to  $\mathbf{X}_3$  on  $\mathbb{S}^2$  for different  $\varepsilon$ . (a)(d)  $\varepsilon = 1$ . (b)(e)  $\varepsilon = 0.2$ . (c)(f)  $\varepsilon = 0.05$ . In all sub-figures, the blue dots are metastable states  $\mathbf{X}_{1,2,3}$  while the blue diamonds are saddle points. (a)-(c) The background of each sub-figure shows the heat plot of  $U_{\mathbb{S}^2}(x, y, z)$ . The small green dots are 4000 random samples. The paths of red circles are dominant transition paths obtained by TPT. The zero-noise minimum energy paths computed by MAM are shown with solid red lines. (d)-(f) The background is the contour plot of potential  $U(X, Y)$ . The solid blue lines and red circles are the projections of transition paths in (a)-(c), respectively.

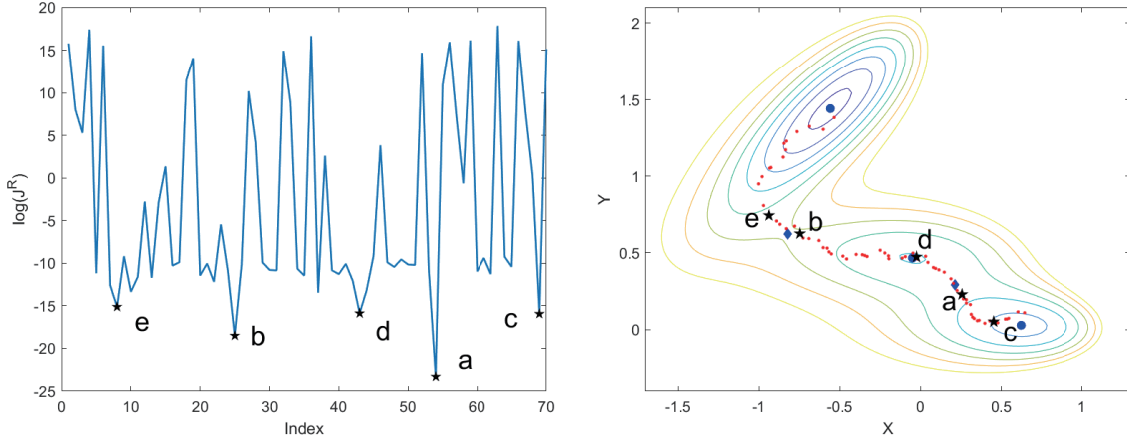


FIGURE 4. The key transition states along dominant transition path,  $\varepsilon = 0.1$ . Left panel: the  $\log J^R$  along dominant transition path. The states with the least five  $J^R$  are marked by a-e in ascending order. Right panel: the projection of dominant transition path on  $\mathbb{R}^2$ . This sub-figure is similar as (d)-(f) of Fig. 3 except that the dominant transition path is marked with red dots. The five states in the left panel are also marked in this sub-figure.

the Freidlin-Wentzell action functional is not proper because the effect of finite noise is ignored. Finite temperature string method [ERVE05] is a good candidate for this problem. However, it is not straightforward to apply this method on a manifold.

Instead, we can still study this problem by TPT on point clouds. We perturb the Mueller potential by small oscillations as

$$\tilde{U}(X, Y) = U(X, Y) + 0.15 \sin(10\pi X) \sin(10\pi Y)$$

and define the perturbed potential  $U_{\mathcal{N}}$  on torus by

$$U_{\mathcal{N}}(x, y, z) = \tilde{U}_{\mathbb{T}^2}(x, y, z) := \tilde{U}(r\theta, R\phi).$$

We choose  $\varepsilon = 0.1$ , which is in the same scale of our perturbations, and consider the transitions from  $A = D \cap \mathcal{B}_{0.05}^{\mathbb{R}^3}(\mathbf{X}_1)$  to  $B = D \cap \mathcal{B}_{0.05}^{\mathbb{R}^3}(\mathbf{X}_3)$ . By using 4000 uniform random samples on  $\mathbb{T}^2$ , we obtain the dominant transition paths as shown with red circles in Fig. 5. For a reference, we still plot the minimum energy path under zero noise and zero perturbation in (b).

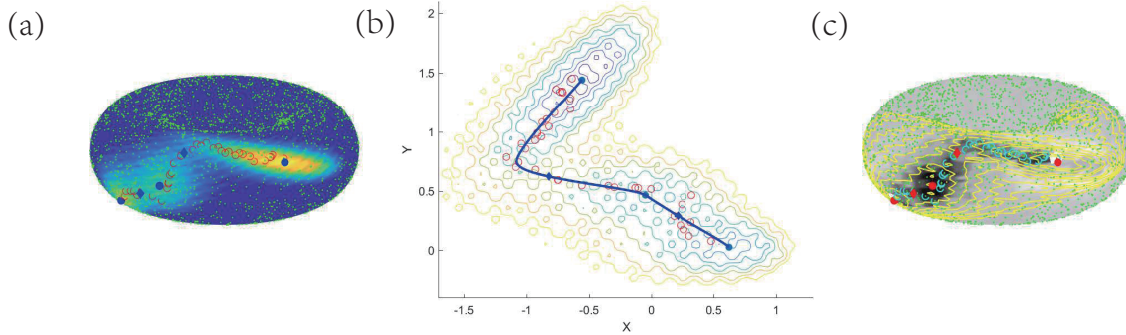


FIGURE 5. The dominant transition path from  $\mathbf{X}_1$  to  $\mathbf{X}_3$  on torus under perturbed Mueller potential ( $\varepsilon = 0.1$ ). In three sub-figures, The metastable states and saddle points are shown with blue dots and diamonds, respectively. (a) The background shows the heat plot of  $\tilde{U}_{\mathbb{T}^2}(x, y, z)$ . (c) The background shows the density of transition paths  $\rho^R$  in log scale. The yellow lines correspond to the contour of  $\tilde{U}_{\mathbb{T}^2}(x, y, z)$ . In both sub-figures, the small green dots are 4000 random samples, and the path of red/cyan circles is the dominant transition path. (b) The background is the contour plot of the perturbed Mueller potential  $\tilde{U}(X, Y)$ . The red circles and blue solid line correspond to the projection of dominant transition path and the reference zero-noise minimum energy path, respectively.

We can find that the noise effect on the potential is eliminated, and we still capture the main transition behavior from  $\mathbf{X}_1$  to  $\mathbf{X}_3$ . Although the landscape is rough, the density of transition path  $\rho^R$  is relatively smooth. The dominant transition path lies in the domain with largest value of  $\rho^R$ .

**6.2. Application on an alanine dipeptide.** We now apply our method to a computational chemistry problem, a manageable alanine dipeptide example with 22 atoms, with collected data from molecular dynamics (MD) simulation.

**Example 3: Application on alanine dipeptide in vacuum.** The alanine dipeptide in vacuum is a simple and well studied molecule with 22 atoms, which implies  $p = 66$ . It has been shown that the lower energy states of alanine dipeptide can be mainly described by two backbone dihedral angles  $\phi \in [-\pi, \pi)$  and  $\psi \in [-\pi, \pi)$  (as shown in Fig. 6); see [AFC99]. Thus,

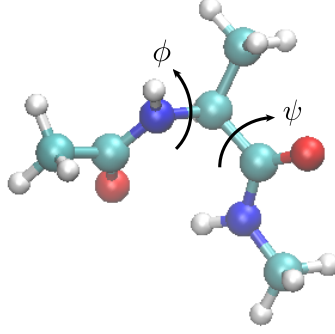


FIGURE 6. Schematic representation of the alanine dipeptide and two backbone dihedral angles  $\phi$  and  $\psi$ .

its configuration essentially lies on a torus  $\mathcal{N}$ , and the dynamics can be approximately governed by a stochastic equation like (1.1) with  $\ell = 3$ . The transition between different isomers of alanine dipeptide is a good example for the study of rare events.

We apply the full atomic MD simulation of the alanine dipeptide molecule in vacuum with the AMBER99SB-ILDN force field for 100ns with room temperature  $T = 298K$ . Then collect the data  $(\phi, \psi)$  directly from the MD result. The free energy  $U_{\mathcal{N}}(\phi, \psi)$  are obtained from the MD simulation by the reinforced dynamics (Fig. 7), which approximates  $U_{\mathcal{N}}$  through a deep neural network and utilizes the adaptive biasing force and reinforcement learning idea to encourage the space exploration [ZWE18]. There are three local minima  $C_{ax}$ ,  $C_{7eq}$  and  $C'_{7eq}$ , corresponding to different isomers of alanine dipeptide. We will study the dominant transition paths from  $C_{ax}$  to  $C_{7eq}$ , and  $C_{ax}$  to  $C'_{7eq}$  in the following with the developed algorithms.

We collect  $n = 50,000$  equidistant MD time series data  $D = \{(\phi_{t_i}, \psi_{t_i})\}_{i=1:n}$  with  $0 = t_0 < t_1 < \dots < t_n$  ( $t_{i+1} - t_i = \text{Const.}$ ) and map them to the torus  $\mathcal{N} = \mathbb{T}^2 \subset \mathbb{R}^3$  by  $\sigma : (\phi, \psi) \rightarrow (x, y, z)$  defined as

$$x_{t_i} = (R + r \cos \phi_{t_i}) \cos \psi_{t_i}, \quad y_{t_i} = (R + r \cos \phi_{t_i}) \sin \psi_{t_i}, \quad z_{t_i} = r \sin \phi_{t_i},$$

where  $R = 2, r = 1$ . These data are shown in Fig. 7 (green dots). One can find that they concentrate around the metastable states and seldom appear in the transition region ( $z \approx 0$  in Fig. 7(b),(d)). To study the transition path, we need to do data enrichment by generating some auxiliary data.

We do it by interpolation in the following way. Firstly, find the indices  $I = \{1 \leq j \leq n | z_{t_j} > 0, z_{t_{j+1}} < 0\}$  and collect two data sets  $D^+ = \{(\phi_{t_i}, \psi_{t_i}) | i = j - 10, \dots, j, j \in I\}$  and  $D^- = \{(\phi_{t_i}, \psi_{t_i}) | i = j, \dots, j + 10, j \in I\}$ . Then we randomly select a pair of samples  $(\phi_i^+, \psi_i^+) \in D^+$  and  $(\phi_i^-, \psi_i^-) \in D^-$ . An auxiliary sample  $(\tilde{\phi}_i, \tilde{\psi}_i)$  is generated by  $\tilde{\phi}_i = \beta_1 \phi_i^+ + (1 - \beta_1) \phi_i^-$ ;  $\tilde{\psi}_i = \beta_2 \psi_i^+ + (1 - \beta_2) \psi_i^-$ , where  $\beta_{1,2} \sim \mathcal{U}[0, 1]$ .

We sparsify the MD data points by randomly choosing 4,000 samples in  $D$  and generating 500 auxiliary samples  $\{(\tilde{\phi}_i, \tilde{\psi}_i)\}_{i=1:500}$ . Namely, the dataset we use to compute the dominant transition path is  $\tilde{D} = \{\sigma(\phi_{t_i}, \psi_{t_i})\}_{i \in B} \cup \{\sigma(\tilde{\phi}_i, \tilde{\psi}_i)\}_{i=1:500} \subset \mathcal{N}$ , where  $B \subset \{1, 2, \dots, n\}$  is a random batch with size 4000. The auxiliary samples are shown in Fig. 7 with black dots. Applying TPT theory, we get the dominant transition path from  $C_{ax}$  to  $C_{7eq}$ , shown in Fig. 7(a)-(b) with red circles. Similar approach can also be applied to obtain the dominant transition path from  $C_{ax}$  to  $C'_{7eq}$  (Fig. 7(c)-(d)). Both results are consistent with previous studies on this problem with other methods [AFC99, RVEME05].



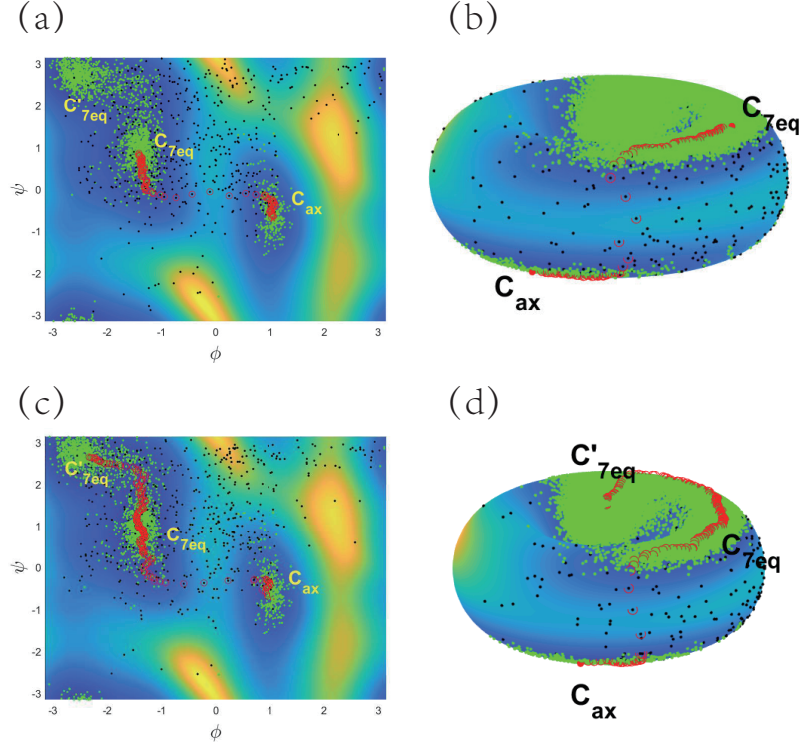


FIGURE 7. The sample points and transition paths from  $C_{ax}$  to  $C_{7eq}$  (subplot (a)-(b)) and  $C_{ax}$  to  $C'_{7eq}$  (subplot (c)-(d)). The green and black dots are MD and generated auxiliary sample points, respectively. The transition paths are marked by red circles. The background shows the effective potential  $U_{\mathcal{N}}$  obtained by MD simulation. (a),(c): visualization in the  $(\phi, \psi)$  plane. (b),(d): visualization on the torus.

With the help of controlled random walk (4.27), we can simulate the transitions between the isomers more efficiently. We use the same dataset  $\tilde{D}$  as in previous computation and perform the simulation for studying the transition from  $C_{ax}$  to  $C_{7eq}$  by Monte Carlo Algorithm 1. The transition happens 21 times in  $K = 10^5$  simulation steps. The potential  $U_{\mathcal{N}}$  and effective potential  $U^e$  along the dominant transition path in Fig. 7(a)-(b) are shown in Fig. 8(a). Similar as the case in Fig. 2, the effective potential  $U^e$  achieves the local maximum at  $C_{ax}$  state, and approximately decreases to  $C_{7eq}$  state. In contrast, the original potential  $U_{\mathcal{N}}$  has a sharp local minimum at  $C_{ax}$  state, which results in the rare transition from  $C_{ax}$  to  $C_{7eq}$ . This difference makes the transition under the potential  $U^e$  is easy and frequent.

We then apply the Algorithm 2 to get the mean transition path via the Monte Carlo samples of controlled random walk. We set  $M = 100$  and  $L_{\max} = 200$  in Algorithm 2. The numerical results are shown in Fig. 8(b)-(c). One can find that the mean transition path is perfectly consistent with the dominant transition path obtained by TPT.

## 7. CONCLUSION

In this paper, we first reinterpreted the transition state theory and the transition path theory as optimal control problems in an infinite time horizon. At a finite noise level  $\varepsilon > 0$ , based on the associated optimal control  $v^* = 2\varepsilon \nabla \ln q$  and the controlled effective equilibrium  $\pi^e = q^2 \pi$ ,



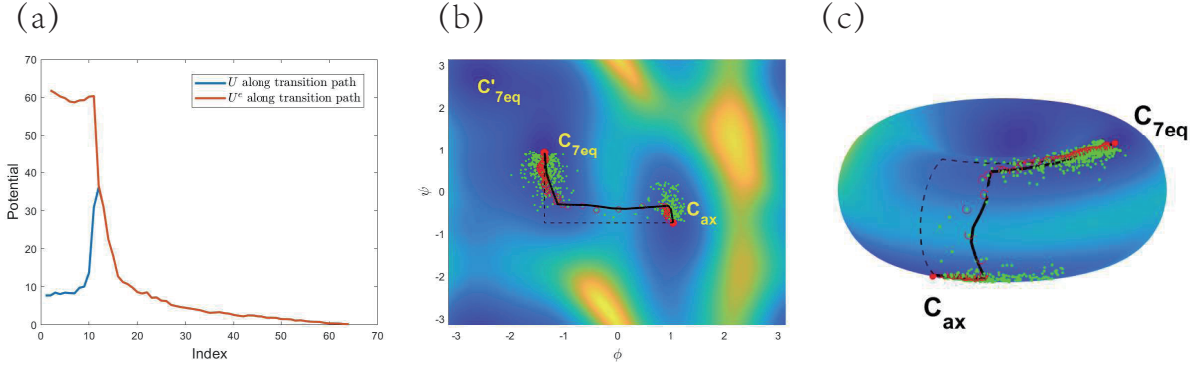


FIGURE 8. Numerical results for the transition from  $C_{ax}$  to  $C_{7eq}$  under the controlled process. (a) Comparison of  $U_N$  and effective potential  $U^e$  along the dominant transition path. (b)-(c) Simulation data of the controlled random walk (4.27) and the mean transition path obtained by Algorithm 2 with different visualizations (in the  $(\phi, \psi)$  plane or on the torus). The green dots are Monte Carlo samples. The dominant transition path is shown in red circles. The black solid and dashed lines correspond to the mean transition path computed by Algorithm 2 and the initial path, respectively.

we design an optimally controlled random walk on point clouds, which realizes the original rare events almost surely in  $O(1)$  time scale. This enables an efficient sampling for the transitions between two conformational states in a biochemical reaction system. Taking advantage of the level set of the committor function  $q$  and the effective equilibrium  $\pi^e = q^2\pi$ , a local averaging algorithm is proposed to compute the mean transition path on manifold efficiently via the controlled Monte Carlo simulation data. Both synthetic and real world examples are conducted to show the efficiency of the proposed algorithms, which gives consistent results with the dominant transition path algorithm. Rigorously showing this consistency in mathematical aspect is an interesting problem in the future.

#### ACKNOWLEDGEMENTS

The authors would like to thank Prof. Weinan E for valuable suggestions, and Yuzhi Zhang for the help on the MD simulation of alanine dipeptide. J.-G. Liu was supported in part by NSF under award DMS-2106988. T. Li was supported by the NSFC under grants Nos. 11421101 and 11825102, and Beijing Academy of Artificial Intelligence (BAAI). X. Li was supported by the construct program of the key discipline in Hunan Province.

#### REFERENCES

- [AFC99] Joannis Apostolakis, Philippe Ferrara, and Amedeo Caffisch. Calculation of conformational transitions and barriers in solvated systems: Application to the alanine dipeptide in water. *J. Chem. Phys.*, 110(4):2099–2108, 1999.
- [BH16] Ralf Banisch and Carsten Hartmann. A sparse markov chain approximation of lq-type stochastic control problems. *Math. Control. Relat. Fields*, 6(3):363–389, Aug 2016.
- [BKRS15] Vladimir Bogachev, Nicolai Krylov, Michael Röckner, and Stanislav Shaposhnikov. *Fokker–Planck–Kolmogorov Equations*, volume 207 of *Mathematical Surveys and Monographs*. American Mathematical Society, Dec 2015.
- [CL06] Ronald R Coifman and Stéphane Lafon. Diffusion maps. *Appl. Comput. Harmon. Anal.*, 21(1):5–30, 2006.

- [DS01] Jean-Dominique Deuschel and Daniel W Stroock. Large deviations. American Mathematical Society, Rhode Island, 2001.
- [ERVE02] Weinan E, Weiqing Ren, and Eric Vanden-Eijnden. String method for the study of rare events. Phys. Rev. B, 66(5):052301, 2002.
- [ERVE04] Weinan E, Weiqing Ren, and Eric Vanden-Eijnden. Minimum action method for the study of rare events. Comm. Pure Appl. Math., 57(5):637–656, 2004.
- [ERVE05] Weinan E, Weiqing Ren, and Eric Vanden-Eijnden. Finite temperature string method for the study of rare events. J. Phys. Chem. B, 109(14):6688–6693, 2005.
- [Eva13] Lawrence C Evans. An Introduction to Stochastic Differential Equations. American Mathematical Society, Rhode Island, 2013.
- [EVE06] Weinan E and Eric Vanden-Eijnden. Towards a theory of transition paths. J. Stat. Phys., 123(3):503, 2006.
- [EVE10] Weinan E and Eric Vanden-Eijnden. Transition-path theory and path-finding algorithms for the study of rare events. Ann. Rev. Phys. Chem., 61(1):391–420, Mar 2010.
- [FS06] Wendell H Fleming and Halil Mete Soner. Controlled Markov processes and viscosity solutions. Springer Science & Business Media, New York, 2nd edition, 2006.
- [FW12] Mark I. Freidlin and Alexander D. Wentzell. Random Perturbations of Dynamical Systems, volume 260 of Grundlehren der mathematischen Wissenschaften. Springer Berlin Heidelberg, 2012.
- [GL21] Yuan Gao and Jian-Guo Liu. Random walk approximation for irreversible drift-diffusion process on manifold: ergodicity, unconditional stability and convergence. preprint arXiv:2106.01344, 2021.
- [GLW20] Yuan Gao, Jian-Guo Liu, and Nan Wu. Data-driven efficient solvers and predictions of conformational transitions for langevin dynamics on manifold in high dimensions. preprint arXiv:2005.12787, 2020.
- [HBS<sup>+</sup>13] Carsten Hartmann, Ralf Banisch, Marco Sarich, Tomasz Badowski, and Christof Schütte. Characterization of rare events in molecular dynamics. Entropy, 16(1):350–376, Dec 2013.
- [HRSZ17] Carsten Hartmann, Lorenz Richter, Christof Schütte, and Wei Zhang. Variational characterization of free energy: Theory and algorithms. Entropy, 19(11):626, Nov 2017.
- [HS12] Carsten Hartmann and Christof Schütte. Efficient rare event simulation by optimal nonequilibrium forcing. J. Stat. Mech.: Theory Exp., 2012(11):P11004, Nov 2012. arXiv: 1208.3232.
- [HSZ16] Carsten Hartmann, Christof Schütte, and Wei Zhang. Model reduction algorithms for optimal control and importance sampling of diffusions. Nonlinearity, 29(8):2298–2326, Aug 2016.
- [Kha12] Rafail Khasminskii. Stochastic Stability of Differential Equations, volume 66 of Stochastic Modelling and Applied Probability. Springer Berlin Heidelberg, 2012.
- [LL18] Rongjie Lai and Jianfeng Lu. Point cloud discretization of fokker–planck operators for committor functions. Multiscale Model. Simul., 16(2):710–726, 2018.
- [LLL19] Anning Liu, Jian-Guo Liu, and Yulong Lu. On the rate of convergence of empirical measure in  $\infty$ -wasserstein distance for unbounded density function. Quart. Appl. Math., 77(4):811–829, 2019.
- [LLZ16] Tiejun Li, Xiaoguang Li, and Xiang Zhou. Finding transition pathways on manifolds. Multiscale Model. Simul., 14(1):173–206, 2016.
- [LN15] Jianfeng Lu and James Nolen. Reactive trajectories and the transition path process. Probab. Theory Relat. Fields, 161(1–2):195–244, Feb 2015.
- [MSVE06] Philipp Metzner, Christof Schütte, and Eric Vanden-Eijnden. Illustration of transition path theory on a collection of simple examples. J. Chem. Phys., 125(8):084110, Aug 2006.
- [MSVE09] Philipp Metzner, Christof Schütte, and Eric Vanden-Eijnden. Transition path theory for markov jump processes. Multiscale Model. Simul., 7(3):1192–1219, 2009.
- [RVEME05] Weiqing Ren, Eric. Vanden-Eijnden, Paul Maragakis, and Weinan E. Transition pathways in complex systems: Application of the finite-temperature string method to the alanine dipeptide. J. Chem. Phys., 123(13):052301, 2005.
- [She85] Shuenn-Yi Sheu. Stochastic control and exit probabilities of jump processes. SIAM J. Control. Optim., 23(2):306–328, Mar 1985.
- [Tod09] Emanuel Todorov. Efficient computation of optimal actions. Proc. Natl. Acad. Sci., 106(28):11478–11483, Jul 2009.
- [TS15] Nicolás Garcia Trillos and Dejan Slepčev. On the rate of convergence of empirical measures in  $\infty$ -transportation distance. Can. J. Math., 67(6):1358–1383, 2015.
- [Var07] Sathamangalam R Srinivasa Varadhan. Stochastic Processes. American Mathematical Society, Rhode Island, 2007.
- [Ver97] Alexander Yu. Veretennikov. On polynomial mixing bounds for stochastic differential equations. Stoch. Process. Their. Appl., 70(1):115–127, Oct 1997.

- [ZWE18] Linfeng Zhang, Han Wang, and Weinan E. Reinforced dynamics for enhanced sampling in large atomic and molecular systems. *J. Chem. Phys.*, 148:124113, 2018.

DEPARTMENT OF MATHEMATICS, PURDUE UNIVERSITY, WEST LAFAYETTE, IN, USA

*Email address:* `gao662@purdue.edu`

LMAM AND SCHOOL OF MATHEMATICAL SCIENCES, PEKING UNIVERSITY, BEIJING 100871, CHINA

*Email address:* `tieli@pku.edu.cn`

MOE-LCSM, SCHOOL OF MATHEMATICS AND STATISTICS, HUNAN NORMAL UNIVERSITY, CHANGSHA 410081, CHINA

*Email address:* `lixiaoguang@hunnu.edu.cn`

DEPARTMENT OF MATHEMATICS AND DEPARTMENT OF PHYSICS, DUKE UNIVERSITY, DURHAM, NC, USA

*Email address:* `jliu@math.duke.edu`