

MSSM at future Higgs factories

Honglei Li,[◦] Huayang Song,^{*} Shufang Su,^{*} Wei Su,[#] Jin Min Yang^{†,‡}

[◦]*School of Physics and Technology, University of Jinan, Jinan, Shandong 250022, China*

^{*}*Department of Physics, University of Arizona, Tucson, Arizona 85721, USA*

[#]*ARC Centre of Excellence for Dark Matter Particle Physics and CSSM, Department of Physics, University of Adelaide, SA 5005, Australia*

[†]*CAS Key Laboratory of Theoretical Physics, Institute of Theoretical Physics, Chinese Academy of Sciences, Beijing 100190, China.*

[‡]*School of Physical Sciences, University of Chinese Academy of Sciences, Beijing 100049, China*

E-mail: sps_lihl@ujn.edu.cn, huayangs@email.arizona.edu,
shufang@arizona.edu, wei.su@adelaide.edu.au, jmyang@itp.ac.cn

ABSTRACT: In this work, we study the implication of Higgs precision measurements at future Higgs factories on the MSSM parameter space, focusing on the dominant stop sector contributions. We perform a multi-variable fit to both the signal strength for various Higgs decay channels at Higgs factories and the Higgs mass. The χ^2 fit results show sensitivity to m_A , $\tan\beta$, stop mass parameter m_{SUSY} as well as the stop left-right mixing parameter X_t . We also study the impact of the Higgs mass prediction on the MSSM and compare the sensitivities of different Higgs factories.

KEYWORDS: Higgs, supersymmetry, future colliders

Contents

1	Introduction	1
2	The Higgs precision measurements and χ^2 fit	3
3	The Higgs and stop sector of the MSSM	4
3.1	The Higgs mass in the MSSM	4
3.2	Higgs couplings with α_{eff} method	5
4	Direct search limits from the LHC	6
5	Contributions to χ^2	7
6	Multi-variable χ^2 fit results	8
7	Comparison between different Higgs factories	13
8	Conclusion and outlook	14

1 Introduction

After the discovery of a 125 GeV SM-like Higgs boson at the LHC [1, 2], several proposals of a Higgs factory have been considered for precise measurements of the Higgs mass and couplings, including the Circular Electron Positron Collider (CEPC) in China [3], the electron-positron stage of the Future Circular Collider (FCC-ee) at CERN [4, 5], and the International Linear Collider (ILC) in Japan [6]. With about 10^6 Higgs produced, the Higgs mass can be measured to an accuracy of about 10 MeV. Various Higgs couplings to the Standard Model (SM) particles can be measured at about 1% level, while hZZ coupling can be measured at about 0.2%. If no deviation from the SM predictions is observed at future Higgs factories, severe constraints can be imposed on the parameter space of new physics models. On the other hand, if certain deviations are observed, it will provide great insights into new physics models beyond the SM, in particular, on the masses and couplings of new particles, which can be cross checked with direct searches of new particles at future high energy colliders.

In this work we focus on the implication of Higgs precision measurements on the Minimal Supersymmetric Standard Model (MSSM), which is one of the well motivated new physics models proposed to solve the hierarchy problem [7, 8]. The Higgs sector of the MSSM is the same as that of the Type-II two Higgs doublet model (2HDM), with one Higgs doublet H_u coupling to the up type quarks, and the other Higgs doublet H_d coupling to down type

quarks and charged leptons. After the electroweak symmetry breaking, there are five physical Higgses: two CP-even Higgses h , H , one CP-odd Higgs A and a pair of charged ones H^\pm . In our analyses below, we take the light CP-even Higgs h to be the observed 125 GeV SM-like Higgs¹. At tree level, the masses of MSSM Higgses are completely determined by only two parameters: the CP-odd Higgs mass m_A and the ratio of two Higgs vacuum expectation values $\tan\beta$. The mass of the SM-like light CP-even Higgs, however, receives large radiative corrections, with the dominant contribution from the supersymmetric top partners. The Higgs couplings to the SM sector also receive radiative corrections, characterised by the effective mixing angle α_{eff} . In addition, the bottom Yukawa coupling receives large vertex corrections. Furthermore, Higgs couplings to a pair of photons or gluons receive loop contributions from the stop sector, which are at about the same order as the SM contributions.

While in general there are more than 100 parameters in the MSSM, when we focus on the Higgs sector and the dominant loop contributions from the stop sector, only four are the most relevant: $\tan\beta$, m_A , soft supersymmetry (SUSY) breaking stop mass parameter m_{SUSY} ², and the left-right stop mixing parameter X_t . Other parameters, such as the mass parameters for the sbottom and gluinos could enter as well. Those effects become important in a particular corner of the parameter space, which is left for future dedicated studies.

To study the implication of Higgs precision measurements on the parameter space of the MSSM, we perform a multi-variable χ^2 fit to both the signal strength μ for various Higgs decay channels and the Higgs mass. Earlier works on the implication of Higgs precision measurements mostly focused on the loop induced channels $h \rightarrow gg$ and $h \rightarrow \gamma\gamma$ [10–13], given that both the SM and the MSSM contributions enter at the same order. In our work, we include all the Higgs decay channels measured at Higgs factories, as well as the Higgs mass. The MSSM predictions of those quantities have been studied extensively in the literature [14–16]. For the MSSM corrections to the Higgs couplings to the SM particles, we adopt the α_{eff} method [14, 17]. We also include the additional vertex corrections to the bottom Yukawa and loop induced couplings of hgg and $h\gamma\gamma$. We use the state-of-art program FeynHiggs [15, 18–24] to obtain α_{eff} and m_h in the framework of the MSSM.

In Sec. 2, we briefly summarize the Higgs precision measurements at various Higgs factories. We also introduce the χ^2 fit formalism used in our analyses. In Sec. 3, we discuss the MSSM Higgs sector and stop sector that are needed in our analyses, as well as the SM-like Higgs couplings in the MSSM. In Sec. 4, we summarize the current direct search limits on the mass of the CP-odd Higgs and the stop sector. In Sec. 5, we perform detailed analyses of various contributions to the total χ^2 . In Sec. 6, we present the 95% C.L. allowed region of the MSSM parameter space under the CEPC precisions. In Sec. 7, we compare the reach of the CEPC, the FCC-ee and the ILC. We reserve Sec. 8 for conclusions.

¹The other possibility of the heavy CP-even Higgs H being the 125 GeV Higgs is tightly constrained by the existing experimental searches, as shown in Ref. [9].

²For simplicity, we have taken the left and right stop mass parameters to be the same.

2 The Higgs precision measurements and χ^2 fit

The analyses of precision measurements of Higgs decay channels have been performed at the CEPC [3, 25], the FCC-ee [26–29], as well as the ILC [6, 30–32] in recent years. A summary of the most updated results on $\Delta(\sigma \times \text{Br})/(\sigma \times \text{Br})$, as well as the total production cross section $\Delta\sigma/\sigma$, can be found in Table 3 in Ref. [33], which will be used in our current study. The dominant production channel at 240–250 GeV is the associated Zh production, with the best measured channel being $h \rightarrow b\bar{b}$, given its large decay branching fraction. A precision of about 0.3% can be achieved for this channel. The precisions for $h \rightarrow gg$, WW^* , $\tau^+\tau^-$ are about 1%, while $h \rightarrow c\bar{c}$ is about 2–3%. The precisions for $h \rightarrow ZZ^*, \gamma\gamma$ are worse, about 5–7% given its suppressed decay branching fractions. The sensitivities for the three Higgs factories are very similar. Weak boson fusion (WBF) process $e^+e^- \rightarrow \nu\bar{\nu}h$ becomes more important at higher center of mass energy, with a precision of about 0.23% can be achieved for $h \rightarrow b\bar{b}$ channel at the ILC 500 GeV with 4 ab^{-1} integrated luminosity [6, 31].

To analyze the implication of Higgs precision measurements on the MSSM parameter space, we perform a multi-variable χ^2 fit

$$\chi_{total}^2 = \chi_{m_h}^2 + \chi_{\mu}^2 = \frac{(m_h^{\text{MSSM}} - m_h^{\text{obs}})^2}{(\Delta m_h)^2} + \sum_{i=f,V..} \frac{(\mu_i^{\text{MSSM}} - \mu_i^{\text{obs}})^2}{(\Delta \mu_i)^2}, \quad (2.1)$$

in which $\mu_i^{\text{MSSM}} = (\sigma \times \text{Br}_i)_{\text{MSSM}}/(\sigma \times \text{Br}_i)_{\text{SM}}$ is the signal strength for various Higgs search channels. Here $\chi_{m_h}^2$ and χ_{μ}^2 refer to contributions to the overall χ_{total}^2 from the Higgs mass and signal strength measurements, respectively. For $\chi_{m_h}^2$, given the small experimental uncertainties and the relatively large theoretical uncertainties in determining m_h in the MSSM, we set Δm_h to be 3 GeV, taking into account uncertainties coming from higher order radiative corrections [20–23], as well as propagating uncertainties from SM input parameters like m_t . Results with smaller $\Delta m_h = 1$ GeV and 2 GeV are also presented in Sec. 6 to show the impact of possible future improvement in m_h calculation including higher order corrections [34]. For χ_{μ}^2 , $\Delta \mu_i$ is the experimental expected precision in determining the signal strength for a particular Higgs decay channel.

For future Higgs factories, μ_i^{obs} are set to be unity in our analyses, assuming no deviations from the SM predictions are observed³. Usually, the correlations among different search channels at Higgs factories are not provided and are thus assumed to be zero.

In our analyses, we determine the allowed parameter region at the 95% Confidence Level (C.L.) by a multi-variable fit to the Higgs decay signal strengths of various channels and Higgs mass. For the one-, two- or three-parameter fit, the corresponding $\Delta\chi^2 = \chi^2 - \chi_{\min}^2$ at 95% C.L. is 3.84, 5.99 or 7.82, respectively. Note that when we present our results of three-parameter fit in Sec. 6, we project the three dimensional space onto two-dimensional plane for several benchmark points in the third dimension of the parameter space. Most of

³If deviations are observed in the future, we can use the same χ^2 fit method to determine the constrained parameter space, with μ_i^{obs} being the observed experimental central value [35].

the results presented below are for the CEPC precisions. We compare the reaches of the CEPC, the FCC-ee and the ILC in Sec. 7.

3 The Higgs and stop sector of the MSSM

3.1 The Higgs mass in the MSSM

In our analyses, we identify the light CP-even Higgs h in the MSSM as the observed 125 GeV SM-like Higgs. Its mass receives large radiative corrections, dominantly from the stop sector, as well as the sbottom sector at large $\tan \beta$. There have been extensive studies of the MSSM loop correction to the Higgs masses up to next to next order [14–16], which includes full one-loop contributions as well as the leading two-loop contributions $\mathcal{O}(\alpha_t \alpha_s, \alpha_b \alpha_s, \alpha_t^2, \alpha_t \alpha_b, \alpha_b^2)$ to the Higgs two-point functions. There are also works considering the three-loop effects at order $\mathcal{O}(\alpha_{t,b} \alpha_s^2, \alpha_{t,b}^2 \alpha_s, \alpha_{t,b}^3)$ [36], as well as approximate evaluation at order $\mathcal{O}(\alpha_t^2 \alpha_s^2)$ [37].

The CP-even Higgs mass matrix is given by

$$\mathcal{M}_{\text{Higgs}} = \frac{\sin 2\beta}{2} \begin{pmatrix} \cot \beta m_Z^2 + \tan \beta m_A^2 & -m_Z^2 - m_A^2 \\ -m_Z^2 - m_A^2 & \tan \beta m_Z^2 + \cot \beta m_A^2 \end{pmatrix} + \begin{pmatrix} \Delta_{11} & \Delta_{12} \\ \Delta_{12} & \Delta_{22} \end{pmatrix}, \quad (3.1)$$

with the first term being the tree-level contributions and $\Delta_{11}, \Delta_{12}, \Delta_{22}$ in the second term are the loop-induced Higgs mass corrections [14, 17, 38]. The masses for the CP-even Higgses are obtained by the diagonalization of the mass matrix:

$$M_{H,h,eff}^2 = \frac{m_A^2 + m_Z^2 + \Delta_{22} + \Delta_{11}}{2} \pm \left(\frac{(m_A^2 + m_Z^2)^2 + (\Delta_{22} - \Delta_{11})^2}{4} - m_A^2 m_Z^2 \cos^2 2\beta \right. \\ \left. + \frac{(\Delta_{22} - \Delta_{11}) \cos 2\beta}{2} (m_A^2 - m_Z^2) - \frac{\Delta_{12} \sin 2\beta}{2} (m_A^2 + m_Z^2) + \frac{\Delta_{12}^2}{4} \right)^{1/2}. \quad (3.2)$$

The effective mixing angle α_{eff} between CP-even scalars is defined by

$$\begin{pmatrix} h \\ H \end{pmatrix} = \begin{pmatrix} \cos \alpha_{eff} & \sin \alpha_{eff} \\ -\sin \alpha_{eff} & \cos \alpha_{eff} \end{pmatrix} \begin{pmatrix} \text{Re} H_u^0 - v_u \\ \text{Re} H_d^0 - v_d \end{pmatrix}, \quad (3.3)$$

which takes the form of

$$\tan \alpha_{eff} = \frac{-(m_A^2 + m_Z^2) \sin \beta \cos \beta + \Delta_{12}}{m_Z^2 \cos^2 \beta + m_A^2 \sin^2 \beta + \Delta_{11} - m_{h^0,eff}^2}. \quad (3.4)$$

Out of all the supersymmetric particles, the stop sector gives the dominant loop contributions to the Higgs sector. The stop mass matrix depends on the $H_u - H_d$ mixing parameter μ and soft SUSY breaking parameters $m_{\tilde{Q}}$, $m_{\tilde{t}_R}$, and trilinear coupling A_t :

$$\mathcal{M}_{\tilde{t}}^2 = \begin{pmatrix} m_{\tilde{Q}}^2 + m_t^2 + m_Z^2 (\frac{1}{2} - \frac{2}{3} s_W^2) \cos 2\beta & m_t (A_t - \mu \cot \beta) \\ m_t (A_t - \mu \cot \beta) & m_{\tilde{t}_R}^2 + m_t^2 + \frac{2}{3} m_Z^2 s_W^2 \cos 2\beta \end{pmatrix}. \quad (3.5)$$

The stop left-right mixing parameter is defined as $X_t \equiv A_t - \mu \cot \beta$, which enters the off-diagonal term, and plays an important role in the radiative corrections to the Higgs mass. For our analyses below, we assume mass degeneracy of left- and right-handed top squarks and take the most relevant model parameters as:

$$\tan \beta, m_A, m_{\text{SUSY}} \equiv m_{\tilde{Q}} = m_{\tilde{t}_R}, X_t. \quad (3.6)$$

3.2 Higgs couplings with α_{eff} method

The effective lagrangian of the Higgs couplings to pair of fermions and gauge bosons can be written as [39]

$$\begin{aligned} \mathcal{L} = & \kappa_Z \frac{m_Z^2}{v} Z_\mu Z^\mu h + \kappa_W \frac{2m_W^2}{v} W_\mu^+ W^{\mu-} h + \kappa_g \frac{\alpha_s}{12\pi v} G_{\mu\nu}^a G^{a\mu\nu} h + \kappa_\gamma \frac{\alpha}{2\pi v} A_{\mu\nu} A^{\mu\nu} h \\ & - \left(\kappa_t \sum_{f=u,c,t} \frac{m_f}{v} f \bar{f} + \kappa_b \sum_{f=d,s,b} \frac{m_f}{v} f \bar{f} + \kappa_\tau \sum_{f=e,\mu,\tau} \frac{m_f}{v} f \bar{f} \right) h \end{aligned} \quad (3.7)$$

with $\kappa_i = \frac{g_{hii}^{BSM}}{g_{hii}^{SM}}$ being the Higgs coupling normalized to the SM value. Given that the Yukawa coupling structure of the MSSM is the same as that of the Type-II 2HDM, κ_u , $\kappa_{d,l}$ and κ_V follow the tree-level expression of the Type-II 2HDM, with the mixing angle α being replaced by the effective mixing angle α_{eff} [14, 17], including radiative corrections:

$$k_u = \frac{\cos \alpha_{eff}}{\sin \beta}, k_{d,l} = -\frac{\sin \alpha_{eff}}{\cos \beta}, k_V = \sin(\beta - \alpha_{eff}). \quad (3.8)$$

This is the so-called “ α_{eff} method” [40], which is used in our analyses to count for the MSSM loop corrections to the SM-like Higgs couplings to the SM particles. This effective method is in good agreement to the full loop results [17, 41], under the heavy gluino mass assumption that we adopted in our analyses.

Given the high experimental precision in $h \rightarrow b\bar{b}$ channel: $\Delta\mu_b = 0.27\%$ at the CEPC [3, 42], and large $\text{Br}_{h \rightarrow b\bar{b}} = 57.7\%$, Higgs factories are particularly sensitive to MSSM contributions to κ_b . In addition to the loop contributions to α_{eff} , which enters κ_b via Eq. (3.8), additional MSSM loop corrections to κ_b are included in our analyses, which is characterized by Δm_b .

$$\kappa_b = -\frac{\sin \alpha_{eff}}{\cos \beta} \tilde{\kappa}_h^b, \quad \tilde{\kappa}_h^b = \frac{1}{1 + \Delta m_b} \left(1 - \Delta m_b \frac{1}{\tan \alpha_{eff} \tan \beta} \right). \quad (3.9)$$

Assuming large sbottom and gluino masses, the dominant loop contribution to Δm_b comes from the stop sector [43]:

$$\Delta m_b^{\text{stop}} = \frac{h_t^2}{16\pi^2} \mu A_t \tan \beta I(m_{\tilde{t}_1}, m_{\tilde{t}_2}, \mu). \quad (3.10)$$

The loop-induced Higgs couplings, hgg and $h\gamma\gamma$ receive contributions from the SUSY sector as well, which are of the same order as the SM contributions. Therefore, hgg and $h\gamma\gamma$ could provide extra sensitivity to the MSSM parameter space [10, 12]. In particular, given

the experimental precision for hgg channel is about 1% at Higgs factories, this channel is particularly sensitive to stops running in the loop. Contributions from the sbottom sector are typically at least an order of magnitude smaller than those from the stop sector, even in the case of large $\tan\beta$ [12]. To focus on the dominated effects, we do not include the sbottom effects in our analyses.

The signal strength μ_i that enters the χ^2 analyses includes the MSSM contributions to both the Higgs production and decays. We use the state-of-art program FeynHiggs [18, 20, 34, 44] to obtain m_h , α_{eff} and Δm_b , calculating the various κ s as defined in Eq. (3.7), which are fed into the evaluation of signal strength μ_i^{MSSM} .

4 Direct search limits from the LHC

Other than the studies for the SM-like Higgs, there have been extensive searches for MSSM heavy Higgses at the LHC. Given the light CP-even Higgs as the observed 125 GeV SM-like Higgs, scenarios such as m_h^{mod} [45], M_h^{125} [46] and hMSSM [47] are proposed to test the model parameter spaces in the $m_A - \tan\beta$ plane. Based on the data collected during the LHC Run 2 with an integrated luminosity of 139 fb $^{-1}$ at $\sqrt{s} = 13$ TeV, the ATLAS collaboration searched for the heavy neutral Higgs bosons over the mass region 0.2–2.5 TeV with $A/H \rightarrow \tau^+\tau^-$ decay [48]. In the M_h^{125} scenario, the data exclude the parameter space of $\tan\beta > 8$ for $m_A = 1.0$ TeV, $\tan\beta > 21$ for $m_A = 1.5$ TeV, and $\tan\beta > 60$ for $m_A = 2.0$ TeV, which are the strongest exclusion limits in the large $\tan\beta$ region. Exclusion from $A/H \rightarrow b\bar{b}$ is weaker: for $\tan\beta$ between 20 – 60, m_A in the mass region of 0.45–0.9 TeV has been excluded with bbH/A production in the scenarios of hMSSM [49]. Results from CMS are similar [50].

In the low $\tan\beta$ region, bb and $\tau\tau$ channels are less constraining given the reduced Yukawa couplings. CMS searches with $A/H \rightarrow t\bar{t}$ exclude the value of m_A at 400 (700 GeV) for $\tan\beta$ below 1.5 (1.0) [51]. Decay modes of $H \rightarrow ZZ$, $A \rightarrow hZ$, $H \rightarrow WW$, and $H \rightarrow hh$ also constrain the parameter space in the low $\tan\beta$ region. Combining the results from these channels, the mass region of 200–600 GeV is excluded with $\tan\beta$ value between 1 to 6 at both the ATLAS and CMS experiments [52–57]. In addition, CMS searches of $A \rightarrow hZ \rightarrow \tau\tau\ell\ell$ exclude $\tan\beta$ values below 1.6 at $m_A = 220$ GeV and 3.7 at $m_A = 300$ GeV [58] in the hMSSM scenario.

Searches for charged Higgses produced either in the top quark decay (for $m_H^\pm < m_t$) or in associated with a top quark (for $m_H^\pm > m_t$), with the subsequently decay of $H^+ \rightarrow \tau\nu$, are performed in the context of hMSSM at the LHC. For light charged Higgs with $m_{H^\pm} < m_t$, $m_{H^+} \leq 160$ GeV is excluded [59]. For heavy charged Higgs, the region of $\tan\beta = 20 - 60$ is excluded with m_{H^\pm} from 200 to 1100 GeV [59]. $H^+ \rightarrow tb$ decay mode is sensitive to the low $\tan\beta$ region. Value of $\tan\beta = 1.5 - 0.4$ are excluded in the m_{H^+} range of 200 GeV to 1.5 TeV in the context of m_h^{mod} scenario [60, 61].

For the stop sector, the limits are more complicated given their dependence on the mass spectrum of charginos and neutralinos, as well as the corresponding decay branching fractions. Several channels of the stop decay to the lighter superparticles have been explored. For

$\tilde{t}_1 \rightarrow t\tilde{\chi}_1^0/bW\tilde{\chi}_1^0/bff'\tilde{\chi}_1^0$, the latest results show that the stop mass region of $m_{\tilde{t}_1} < 1.2$ TeV is excluded for $\tilde{\chi}_1^0$ mass below about 500 GeV [62, 63]. With a light slepton, $\tilde{t}_1 \rightarrow b\tilde{\chi}_1^+ \rightarrow b\nu\tilde{\ell} \rightarrow b\nu\ell\tilde{\chi}_1^0$ decay channel can exclude masses up to about 1.4 TeV for \tilde{t}_1 and 900 GeV for $\tilde{\chi}_1^0$ with $m_{\tilde{\chi}_1^0} < m_{\tilde{\ell}} < m_{\tilde{\chi}_1^+}$ [64].

5 Contributions to χ^2

In this section, we choose several typical sets of MSSM model parameters to study the various contributions to χ_{total}^2 :

$$\begin{aligned} m_A &= 1000/2000 \text{ GeV}, \mu = 500 \text{ GeV}, \tan\beta = 3/30, \\ X_t &\in (-5000, 5000) \text{ GeV}, m_{\text{SUSY}} \in (200, 3000) \text{ GeV}. \end{aligned} \quad (5.1)$$

To identify the stop contributions, we decouple the mass of other sfermions and gluinos. We scan over the parameter space of X_t and m_{SUSY} to explore the various contributions to the overall χ_{total}^2 in Fig. 1, with the colored area being the 95% C.L. allowed region, corresponding to $\Delta\chi^2 = \chi^2 - \chi_{\min}^2 = 5.99$ for two-parameter fit. Different color band corresponds to the χ^2 value. Four columns in Fig. 1 are $\chi_{m_h}^2$ representing contribution from Higgs mass, $\chi_{gg+\gamma\gamma}^2$ representing contributions from loop induced processes $h \rightarrow gg$ and $h \rightarrow \gamma\gamma$, $\chi_{\mu'}^2$ representing contributions from tree level Higgs decays to SM fermions and vector bosons, and χ_{total}^2 , respectively. Three rows are for $(m_A, \tan\beta) = (1 \text{ TeV}, 30)$, $(2 \text{ TeV}, 30)$ and $(2 \text{ TeV}, 3)$, respectively.

For $m_A = 1 \text{ TeV}$, $\tan\beta = 30$, $\chi_{m_h}^2$ (top left panel) could push the m_{SUSY} to be at least 1.4 TeV with $X_t = 0$, and larger m_{SUSY} is more preferred for such zero-mixing case. Two max-mixing branches of $|\frac{X_t}{m_{\text{SUSY}}}| \sim 2$ also appear given that the radiative correction to the Higgs mass is the largest under such stop maximal mixing region. Larger values of m_{SUSY} are disfavored in these two branches. $\chi_{m_h}^2$ behaviour for $m_A = 2 \text{ TeV}$, $\tan\beta = 30$ (middle left panel) is very similar to that of $m_A = 1 \text{ TeV}$ given that the tree level contributions to m_h are very similar for large m_A at large $\tan\beta$. Lower left panel of $m_A = 2 \text{ TeV}$, $\tan\beta = 3$, however, shows very different behaviour: zero mixing region are completely gone and max-mixing case are preferred with $m_{\text{SUSY}} \gtrsim 1.2 \text{ TeV}$ given the need for large radiative corrections with the reduced tree level value of m_h .

For loop induced contributions $\chi_{gg+\gamma\gamma}^2$ (second column), $m_{\text{SUSY}} \leq 1 \text{ TeV}$ for zero-mixing case of $X_t = 0 \text{ GeV}$, as well as $|\frac{X_t}{m_{\text{SUSY}}}| > 3$ are excluded, which corresponds to too large radiative corrections to $h \rightarrow gg, \gamma\gamma$. There are, however, large parameter space remains viable in m_{SUSY} vs. X_t plane. The dependence of $\chi_{gg+\gamma\gamma}^2$ on m_A and $\tan\beta$ is rather weak.

There are strong constraints coming from the precision measurements of Higgs Yukawa and gauge couplings, as shown in $\chi_{\mu'}^2$ plots in the third column. The most constraining channel is $h \rightarrow b\bar{b}$. As a result, for $m_A = 1 \text{ TeV}$, $\tan\beta = 30$, only positive branch of X_t survives, as shown in the third panel of the top row. The total χ_{total}^2 include all the contributions gives an even more restricted region of $m_{\text{SUSY}} \geq 1.2 \text{ TeV}$ and $X_t/m_{\text{SUSY}} \sim 2.6$. Sensitivity to

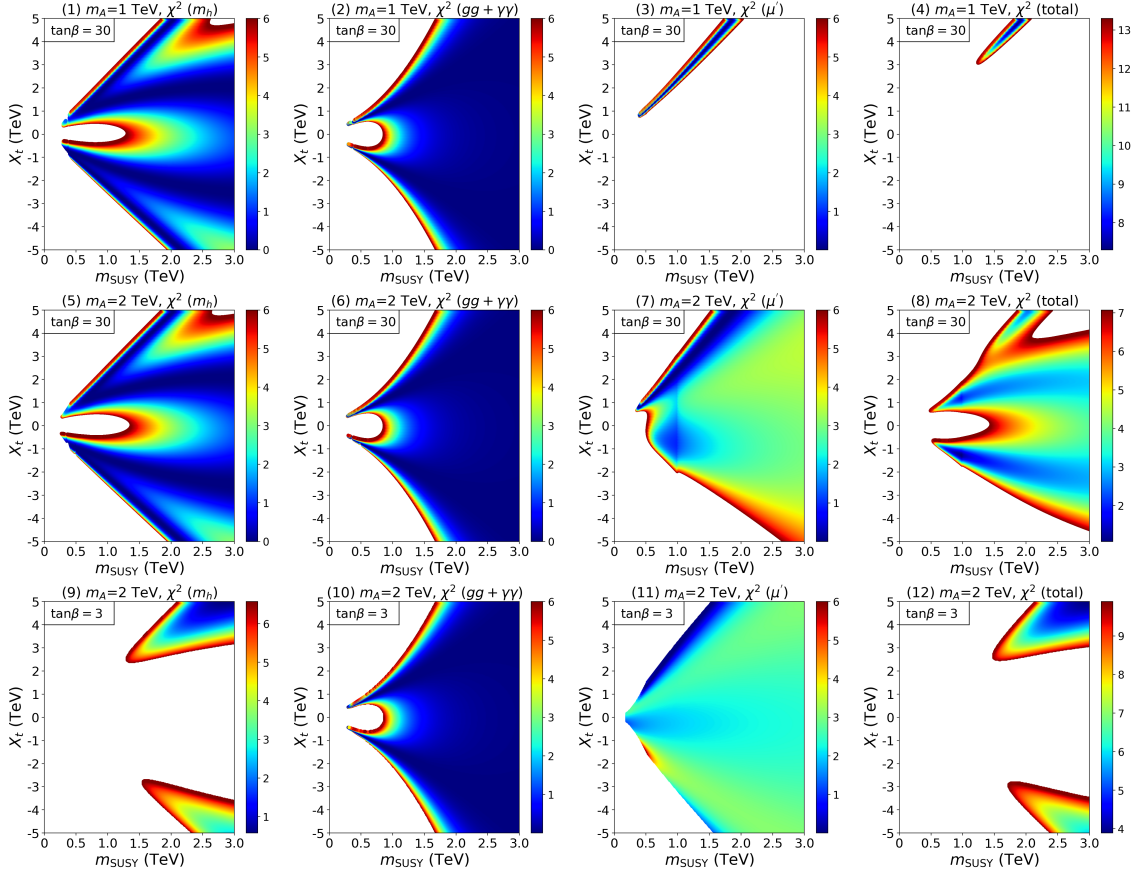


Figure 1. 95% C.L. allowed region in the plane of $m_{\text{SUSY}} - X_t$ under CEPC precisions for $(m_A, \tan \beta) = (1 \text{ TeV}, 30)$ (upper panels), $(2 \text{ TeV}, 30)$ (middle panels) and $(2 \text{ TeV}, 3)$ (lower panels). For each row, the panels from left to right show $\chi^2_{m_h}$, $\chi^2_{gg+\gamma\gamma}$, $\chi^2_{\mu'}$, and χ^2_{total} . Different color band corresponds to the χ^2 value. See text for details.

κ_b is reduced for larger values of m_A . For $m_A = 2 \text{ TeV}$, $\tan \beta = 30$, there is larger allowed parameter region when combining all three χ^2 s together. For $m_A = 2 \text{ TeV}$, with small $\tan \beta = 3$ (bottom row), while the sensitivity to the Higgs precision measurements are similar to that of the large $\tan \beta$ case, stronger constraints from the Higgs mass lead to the final surviving region to be $m_{\text{SUSY}} > 1.5 \text{ TeV}$, $|\frac{X_t}{m_{\text{SUSY}}}| \approx 2$ [44].

6 Multi-variable χ^2 fit results

In this section, we explore the 95% C.L. allowed region with the Higgs precision measurements at the CEPC in various MSSM parameter spaces. With the four most relevant MSSM

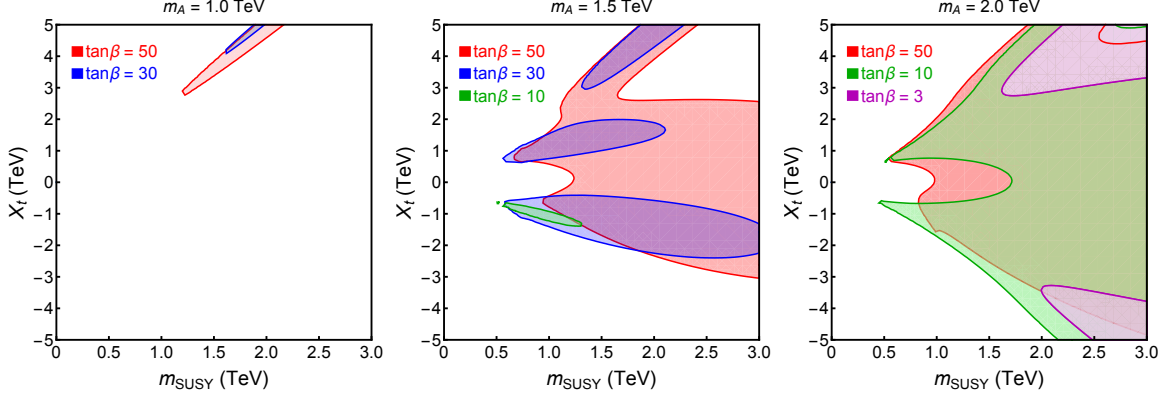


Figure 2. 95% C.L. allowed region in X_t vs. m_{SUSY} plane with CEPC precisions for $m_A = 1$ TeV (left panel), 1.5 TeV (middle panel) and 2 TeV (right panel). For each panel, different colored region corresponds to different values of $\tan \beta$.

parameters $(m_A, \tan \beta, m_{\text{SUSY}}, X_t)$, we scan in the range:

$$\begin{aligned} m_A &\in (200, 3000) \text{ GeV}, \tan \beta \in (1, 50), \\ X_t &\in (-5000, 5000) \text{ GeV}, m_{\text{SUSY}} \in (200, 3000) \text{ GeV}, \end{aligned} \quad (6.1)$$

with $\mu = 500$ GeV. The fitting results vary little when μ varies. For the 3D fit performed in our analyses, we fix one variable to a set of benchmark values. When presenting results in the 2D parameter space, we project the 3D results onto the 2D space for a given set of values of the third parameter.

In Fig. 2, we show the 95% C.L. allowed region in $X_t - m_{\text{SUSY}}$ plane for various values of $\tan \beta$ with the CEPC precisions. The left, middle and right panels are for $m_A = 1, 1.5, 2$ TeV, respectively. The low $\tan \beta$ case receives strong constraints from the Higgs mass precision, especially for smaller values of m_A , as explained in the last section. For $m_A = 1$ TeV (left panel), $\tan \beta \leq 25$ is completely excluded. The survived region is around the stop max-mixing section of $|X_t| \approx 2m_{\text{SUSY}}$. Only $X_t > 0$ branch survives given the κ_h^b effects, as explained in the last section. For $m_A = 1.5$ TeV (middle panel), $\tan \beta < 10$ is excluded. For $\tan \beta = 10$, a small slide of $X_t < 0$ survives combining all three contributions to χ_{total}^2 . Larger regions open up for larger values of $\tan \beta$. For $m_A = 2$ TeV (right panel), $\tan \beta$ as small as 3 is still allowed. Precision constraints from both the mass and the couplings are relaxed for larger $\tan \beta$ and larger m_A , resulting in large survival parameter spaces in X_t vs. m_{SUSY} .

In Fig. 3, we show the 95% C.L. allowed region in m_{SUSY} vs. m_A plane with the CEPC precisions for $X_t = 0$ (zero-mixing, left panel) and $X_t = 2m_{\text{SUSY}}$ (max-mixing, right panel). Regions to the right of the curve are the 95% C.L. allowed regions for different values of $\tan \beta$. For the zero-mixing case, small $\tan \beta$ receives the strongest constraints, with $\tan \beta \leq 4$ is excluded totally. For $\tan \beta = 50$, $m_A \geq 1350$ GeV and $m_{\text{SUSY}} \geq 850$ GeV are still allowed. Note that for the zero-mixing case, the most important constraints for m_A come from the

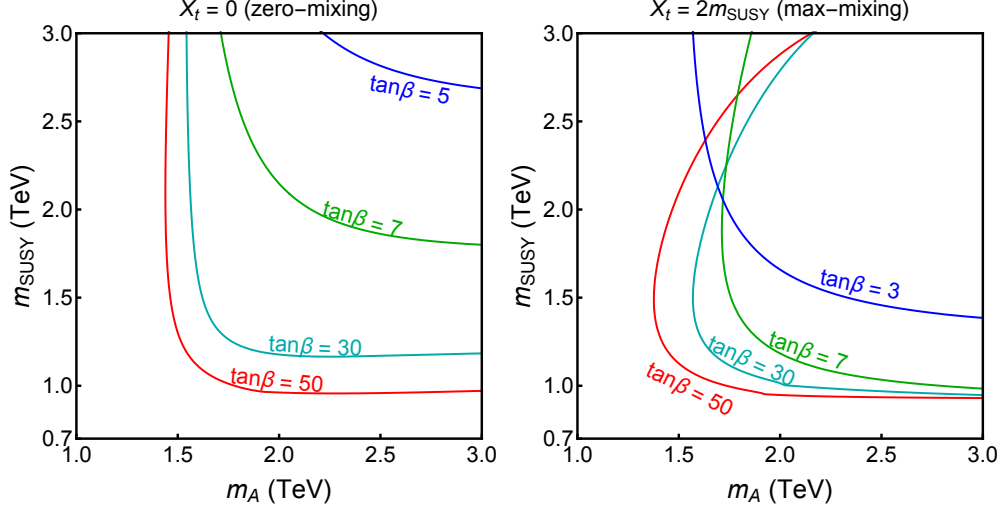


Figure 3. 95% C.L. allowed region in m_{SUSY} vs. m_A plane with CEPC precisions for $X_t = 0$ (zero-mixing, left panel) and $X_t = 2m_{\text{SUSY}}$ (max-mixing, right panel). For each panel, different colored curve corresponds to different values of $\tan\beta$, with region to the right of the curve allowed.

Higgs gauge and Yukawa couplings, while the most important constraint for m_{SUSY} comes from Higgs mass precision except for the large $\tan\beta$ case, when the Higgs gauge and Yukawa couplings enter as well.

In the max-mixing case, value of $\tan\beta$ as low as 3 could be accommodated. The allowed region is typically larger comparing to that of the zero-mixing case. For small $\tan\beta$, the strongest constraints for m_{SUSY} are Higgs mass precision and loop-induce hgg and $h\gamma\gamma$. For $\tan\beta \geq 7$, the lower limit on m_{SUSY} mostly comes from the loop-induce hgg and $h\gamma\gamma$, which is less sensitive to values of $\tan\beta$. There are, however, upper limit on m_{SUSY} comes from too large contributions to m_h . Limits on m_A are mostly determined by the precisions of Higgs couplings.

The results of the three-parameter fit for m_A , m_{SUSY} and $\tan\beta$ are projected onto m_A vs. $\tan\beta$ plane in Fig. 4. Regions above the curve are the 95% C.L. surviving regions with CEPC precisions for different values of m_{SUSY} . In general, $m_{\text{SUSY}} < 900$ GeV are excluded for both the no-mixing and max-mixing cases. For the no-mixing case, when $m_{\text{SUSY}} < 1$ TeV, $\tan\beta < 40$ is excluded. Limits on $\tan\beta$ get lower for larger values of m_{SUSY} , which is sensitive in particular for $1 \text{ TeV} < m_{\text{SUSY}} < 1.5 \text{ TeV}$. For the max-mixing case, limits on $\tan\beta$ is much lower for $m_{\text{SUSY}} = 1 \text{ TeV}$. Those features are mainly due to the Higgs mass constraint. The LHC Run-II direct search limits based on $A/H \rightarrow \tau\tau$ [48] are shown in the grey shaded region, which is complementary to the indirect limits from Higgs precision measurements.

The results of the three-parameter fit for m_A , m_{SUSY} and $\tan\beta$ are projected onto m_{SUSY} vs. $\tan\beta$ plane in Fig. 5. For each panel, different colored curve corresponds to different

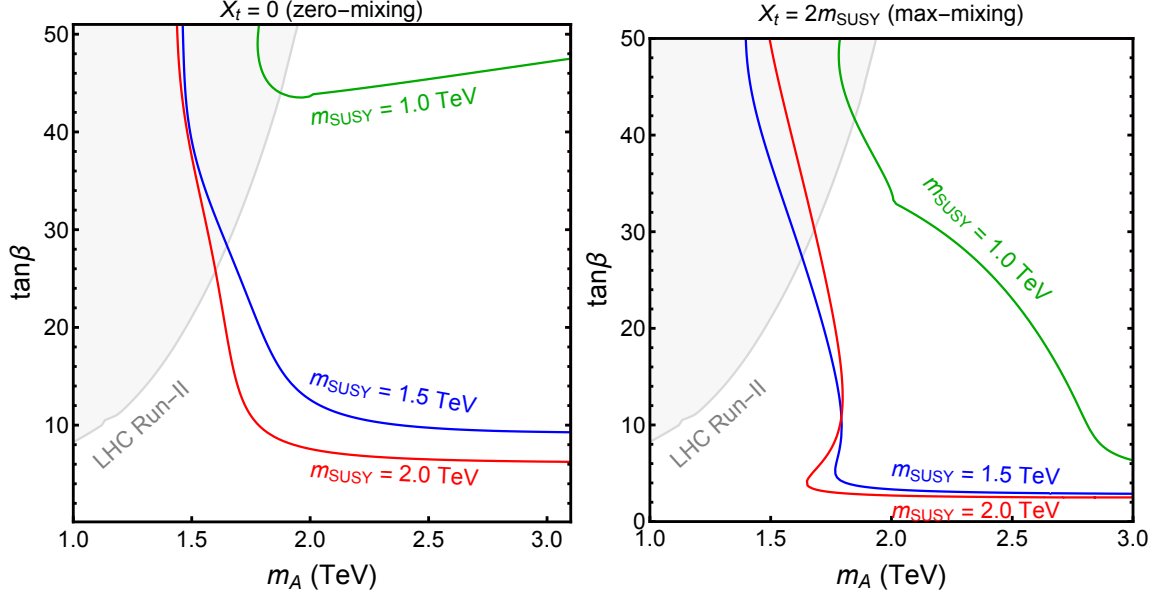


Figure 4. 95% C.L. allowed region in $\tan\beta$ vs. m_A plane with the CEPC precisions for $X_t = 0$ (zero mixing, left panel) and $X_t = 2m_{\text{SUSY}}$ (max-mixing, right panel). For each panel, different colored curve corresponds to different values of m_{SUSY} , with region above the curve allowed. The LHC Run-II direct search limits based on $A/H \rightarrow \tau\tau$ [48] are shown in the grey shaded region.

values of m_A , with region above the curve allowed, except for the $m_A = 2$ TeV (blue curves) in the right panel, in which region between two curves is allowed. In general, $m_A < 1$ TeV are excluded for both the zero-mixing and max-mixing cases. The lower limits on $\tan\beta$ are relaxed for larger values of m_A , and is sensitive to the values of m_A for $1.5 \text{ TeV} < m_A < 2 \text{ TeV}$. For the max-mixing case and a given m_A , there are the upper limit for m_{SUSY} at large $\tan\beta$, as shown in the right panel of Fig. 5. This is due to the too large contribution to m_h for larger values of m_{SUSY} . For $m_A = 3$ TeV, the upper limit for m_{SUSY} is larger than 3 TeV, therefore not shown in the plot.

To illustrate the potential impact of future improvement in the MSSM prediction of m_h , in Fig. 6, we show the 95% C.L. allowed region in m_A vs. m_{SUSY} plane for $\Delta m_h = 3$ GeV (solid curve) 2 GeV (dashed curve) and 1 GeV (dotted curve). The lower limit on m_{SUSY} for the zero-mixing case, and the upper limit on m_{SUSY} for the max-mixing case depend sensitively on the values of Δm_h . Therefore, it is crucial to improve the precision in the m_h calculation in the MSSM, which allows us to obtain tight constraints on the SUSY mass scale, in particular, on the stop sector, once Higgs precision measurements are available at future Higgs factories.

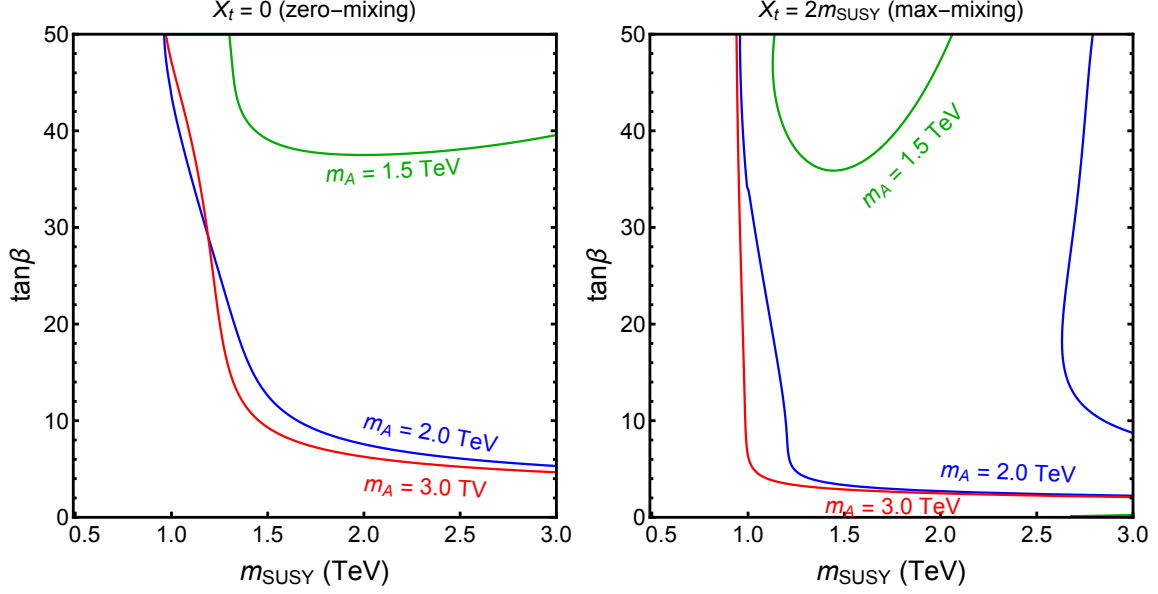


Figure 5. 95% C.L. allowed region in $\tan\beta$ vs. m_{SUSY} plane with the CEPC precisions for $X_t = 0$ (zero-mixing, left panel) and $X_t = 2m_{\text{SUSY}}$ (max-mixing, right panel). For each panel, different colored curve corresponds to different values of m_A , with region above the curve allowed, except for the $m_A = 2$ TeV (blue curves) in the right panel, in which region between two curves is allowed.

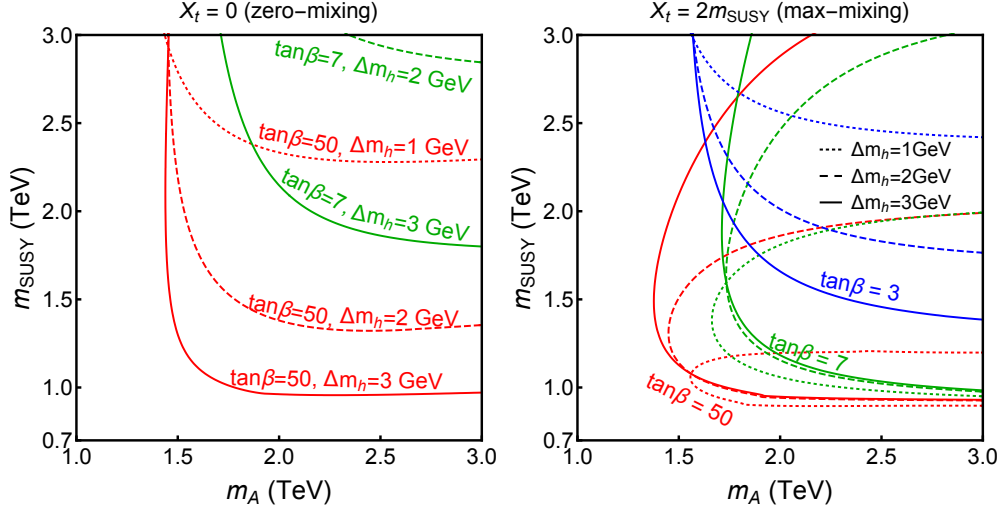


Figure 6. 95% C.L. allowed region in m_{SUSY} vs. m_A plane with CEPC precisions for $X_t = 0$ (zero-mixing, left panel) and $X_t = 2m_{\text{SUSY}}$ (max-mixing, right panel). For each panel, different colored curve corresponds to different values of $\Delta m_h = 1, 2, 3$ GeV, with region to the right of the curve allowed.

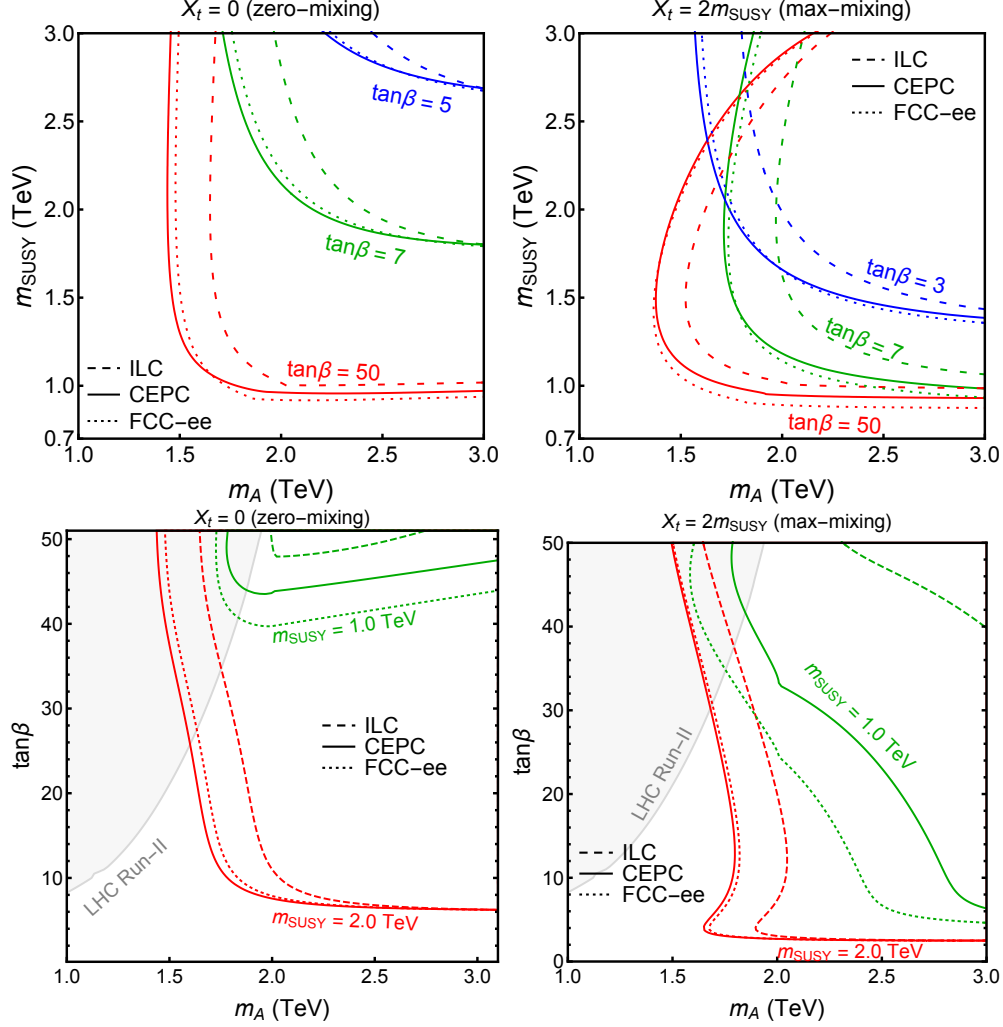


Figure 7. 95% C.L. allowed region in m_{SUSY} vs. m_A plane (top row), and $\tan\beta$ vs. m_A (bottom row) for $X_t = 0$ (zero-mixing, left panels) and $X_t = 2m_{\text{SUSY}}$ (max-mixing, right panels), with the CEPC (solid), the FCC-ee (dotted) and the ILC (dashed) precision. The LHC Run-II direct search limits based on $A/H \rightarrow \tau\tau$ [48] are shown in the grey shaded region in the bottom panels.

7 Comparison between different Higgs factories

To compare the reach for three different Higgs factories, we show the 95% C.L. allowed region in Fig. 7 in the parameter space of m_{SUSY} vs. m_A (upper two panels) and $\tan\beta$ vs. m_A (lower two panels) for the zero-mixing and max-mixing cases. While the CEPC and the FCC-ee has similar reach, the reach in m_A for the ILC is better because of better precisions on Higgs measurements of hbb and hWW , given the increased rate of the WBF processes at higher center of mass energies. Limits of m_{SUSY} and $\tan\beta$ (for large m_{SUSY}) are nearly the same for all the three Higgs factories because it is mainly controlled by the precision in Higgs mass

which comes from theoretical uncertainties. Note that for the m_A vs. $\tan\beta$ plot, the CEPC results are more constraining than the FCC-ee results for $m_{\text{SUSY}} = 1$ TeV, while nearly the same for $m_{\text{SUSY}} = 2$ TeV. This is due to the slightly better precision in $h \rightarrow gg, \gamma\gamma$ channel at the CEPC, which makes it more sensitive for smaller stop mass running in the loop.

8 Conclusion and outlook

In this work, we studied the constraints of Higgs precision measurements from future Higgs factories on the MSSM parameter space. We considered the dominant stop contributions to the Higgs mass, loop induced $h\gamma\gamma+hgg$ couplings, effective mixing angle α_{eff} , which enters the Higgs couplings to pair of fermions and gauge bosons, as well as additional loop contributions to the bottom Yukawa coupling κ_b . The four relevant parameters under consideration are m_A , $\tan\beta$, m_{SUSY} and X_t .

In the multi-variable χ^2 fit, we included all the Higgs decay channels to SM fermions and gauge bosons at Higgs factories, as well as the Higgs mass. We found that $\chi^2_{m_h}$ dominates for the small $\tan\beta$ case, while χ^2 contributions from the Higgs decays, in particular, $h \rightarrow b\bar{b}$, dominates for the small to moderate m_A case. Generally we found CP-odd Higgs mass m_A is sensitive to the precisions of Higgs decay channels, while m_{SUSY} , X_t and $\tan\beta$ are sensitive to the precision of Higgs mass determination. For large $\tan\beta$, m_{SUSY} and X_t are also sensitive to the precisions of fermion and vector gauge boson couplings. For the max-mixing scenario, the loop-induced hgg and $h\gamma\gamma$ couplings are the main restrictions on m_{SUSY} when $\tan\beta > 7$.

We obtained the 95% C.L. allowed region given the Higgs factory precisions, and presented the result in the parameter space of M_{SUSY} vs. X_t , M_A vs. m_{SUSY} , m_A vs. $\tan\beta$ and m_{SUSY} vs. $\tan\beta$. We found that small $\tan\beta$ only survives in the max-mixing case with relatively large m_A , while large regions of X_t vs. m_{SUSY} are allowed for large $\tan\beta$ and large m_A . The lower limits on $\tan\beta$ depends sensitively on the values of m_{SUSY} and m_A , in particular, for $m_{\text{SUSY}} < 1.5$ TeV and $m_A < 2$ TeV. Limits on m_{SUSY} also depend sensitively on Δm_h , indicating the importance of a precise determination of the Higgs mass in the MSSM. For $\tan\beta = 50$ of the max-mixing scenario, $m_{\text{SUSY}} \in (0.8, 1.2)$ GeV when $\Delta m_h = 1$ GeV.

We also compared the reach of the CEPC, the FCC-ee and the ILC. We found that the reach of the CEPC is similar to that of the FCC-ee, while the reach of the ILC is typically better, given the slight better precision in the Higgs WBF measurements. With the high precision of the Higgs coupling measurements, and the potential improvement of theoretical calculation of m_h in the MSSM, studying the SM-like Higgs properties at future Higgs factories offer great insight into the MSSM parameter space, which will be complementary to the direct searches of SUSY particles at energy frontier machines.

Acknowledgments

We thank S. Heinemeyer for insightful discussions on the Higgs sector of the MSSM. HL was supported by the National Natural Science Foundation of China (NNSFC) under grant

No. 11635009 and Natural Science Foundation of Shandong Province under grant No. ZR2017JL006. HS and SS are supported in part by the Department of Energy under Grant DE-FG02-13ER41976/DE-SC0009913. WS is supported by the Australian Research Council (ARC) Centre of Excellence for Dark Matter Particle Physics (CE200100008). JMY was supported by the National Natural Science Foundation of China (NNSFC) under grant Nos.11675242, 12075300, 11821505, and 11851303, by Peng-Huan-Wu Theoretical Physics Innovation Center (11947302), by the CAS Center for Excellence in Particle Physics (CCEPP), by the CAS Key Research Program of Frontier Sciences and by a Key RD Program of Ministry of Science and Technology under number 2017YFA0402204.

References

- [1] **ATLAS** Collaboration, G. Aad et al., *Observation of a new particle in the search for the Standard Model Higgs boson with the ATLAS detector at the LHC*, *Phys. Lett. B* **716** (2012) 1–29, [[arXiv:1207.7214](#)].
- [2] **CMS** Collaboration, S. Chatrchyan et al., *Observation of a New Boson at a Mass of 125 GeV with the CMS Experiment at the LHC*, *Phys. Lett. B* **716** (2012) 30–61, [[arXiv:1207.7235](#)].
- [3] **CEPC Study Group** Collaboration, M. Dong and G. Li, *CEPC Conceptual Design Report: Volume 2 - Physics & Detector*, [arXiv:1811.10545](#).
- [4] A. Abada et al., *Future Circular Collider: Vol. 1 Physics opportunities*, .
- [5] A. Abada et al., *Future Circular Collider : Vol. 2 The Lepton Collider (FCC-ee)*, .
- [6] P. Bambade et al., *The International Linear Collider: A Global Project*, [arXiv:1903.01629](#).
- [7] S. Chang, P. J. Fox, and N. Weiner, *Naturalness and Higgs decays in the MSSM with a singlet*, *JHEP* **08** (2006) 068, [[hep-ph/0511250](#)].
- [8] S. P. Martin, *A Supersymmetry primer*, vol. 21, pp. 1–153. 2010. [hep-ph/9709356](#).
- [9] N. D. Christensen, T. Han, and S. Su, *MSSM Higgs Bosons at The LHC*, *Phys. Rev. D* **85** (2012) 115018, [[arXiv:1203.3207](#)].
- [10] J. Fan, M. Reece, and L.-T. Wang, *Precision Natural SUSY at CEPC, FCC-ee, and ILC*, *JHEP* **08** (2015) 152, [[arXiv:1412.3107](#)].
- [11] J. Fan and M. Reece, *A New Look at Higgs Constraints on Stops*, *JHEP* **06** (2014) 031, [[arXiv:1401.7671](#)].
- [12] A. Drozd, J. Ellis, J. Quevillon, and T. You, *Comparing EFT and Exact One-Loop Analyses of Non-Degenerate Stops*, *JHEP* **06** (2015) 028, [[arXiv:1504.02409](#)].
- [13] A. Drozd, J. Ellis, J. Quevillon, and T. You, *The Universal One-Loop Effective Action*, *JHEP* **03** (2016) 180, [[arXiv:1512.03003](#)].
- [14] M. Carena, J. R. Espinosa, M. Quiros, and C. E. M. Wagner, *Analytical expressions for radiatively corrected Higgs masses and couplings in the MSSM*, *Phys. Lett. B* **355** (1995) 209–221, [[hep-ph/9504316](#)].

- [15] S. Heinemeyer, W. Hollik, and G. Weiglein, *FeynHiggs: A Program for the calculation of the masses of the neutral CP even Higgs bosons in the MSSM*, *Comput. Phys. Commun.* **124** (2000) 76–89, [[hep-ph/9812320](#)].
- [16] M. Carena, S. Heinemeyer, C. Wagner, and G. Weiglein, *Suggestions for Benchmark Scenarios for MSSM Higgs Boson Searches at Hadron Colliders*, *Eur. Phys. J. C* **26** (2003) 601–607, [[hep-ph/0202167](#)].
- [17] A. Dabelstein, *Fermionic decays of neutral MSSM Higgs bosons at the one loop level*, *Nucl. Phys.* **B456** (1995) 25–56, [[hep-ph/9503443](#)].
- [18] H. Bahl, T. Hahn, S. Heinemeyer, W. Hollik, S. Paßehr, H. Rzehak, and G. Weiglein, *Precision calculations in the MSSM Higgs-boson sector with FeynHiggs 2.14*, *Comput. Phys. Commun.* **249** (2020) 107099, [[arXiv:1811.09073](#)].
- [19] H. Bahl, S. Heinemeyer, W. Hollik, and G. Weiglein, *Reconciling EFT and hybrid calculations of the light MSSM Higgs-boson mass*, *Eur. Phys. J. C* **78** (2018), no. 1 57, [[arXiv:1706.00346](#)].
- [20] H. Bahl and W. Hollik, *Precise prediction for the light MSSM Higgs boson mass combining effective field theory and fixed-order calculations*, *Eur. Phys. J. C* **76** (2016), no. 9 499, [[arXiv:1608.01880](#)].
- [21] T. Hahn, S. Heinemeyer, W. Hollik, H. Rzehak, and G. Weiglein, *High-Precision Predictions for the Light CP -Even Higgs Boson Mass of the Minimal Supersymmetric Standard Model*, *Phys. Rev. Lett.* **112** (2014), no. 14 141801, [[arXiv:1312.4937](#)].
- [22] M. Frank, T. Hahn, S. Heinemeyer, W. Hollik, H. Rzehak, and G. Weiglein, *The Higgs Boson Masses and Mixings of the Complex MSSM in the Feynman-Diagrammatic Approach*, *JHEP* **02** (2007) 047, [[hep-ph/0611326](#)].
- [23] G. Degrassi, S. Heinemeyer, W. Hollik, P. Slavich, and G. Weiglein, *Towards high precision predictions for the MSSM Higgs sector*, *Eur. Phys. J. C* **28** (2003) 133–143, [[hep-ph/0212020](#)].
- [24] S. Heinemeyer, W. Hollik, and G. Weiglein, *The Masses of the neutral CP - even Higgs bosons in the MSSM: Accurate analysis at the two loop level*, *Eur. Phys. J. C* **9** (1999) 343–366, [[hep-ph/9812472](#)].
- [25] CEPC-SPPC Study Group, “CEPC-SPPC Preliminary Conceptual Design Report. 1. Physics and Detector.” <http://cepc.ihep.ac.cn/preCDR/volume.html>, 2015.
- [26] FCC Collaboration, A. Abada et al., *FCC Physics Opportunities*, *Eur. Phys. J. C* **79** (2019), no. 6 474.
- [27] FCC Collaboration, A. Abada et al., *FCC-ee: The Lepton Collider*, *Eur. Phys. J. ST* **228** (2019), no. 2 261–623.
- [28] TLEP Design Study Working Group Collaboration, M. Bicer et al., *First Look at the Physics Case of TLEP*, *JHEP* **01** (2014) 164, [[arXiv:1308.6176](#)].
- [29] N. Alipour Tehrani et al., *FCC-ee: Your Questions Answered*, in *CERN Council Open Symposium on the Update of European Strategy for Particle Physics* (A. Blondel and P. Janot, eds.), 6, 2019. [arXiv:1906.02693](#).
- [30] H. Baer, T. Barklow, K. Fujii, Y. Gao, A. Hoang, S. Kanemura, J. List, H. E. Logan,

- A. Nomerotski, M. Perelstein, et al., *The International Linear Collider Technical Design Report - Volume 2: Physics*, [arXiv:1306.6352](#).
- [31] **LCC Physics Working Group** Collaboration, K. Fujii et al., *Tests of the Standard Model at the International Linear Collider*, [arXiv:1908.11299](#).
- [32] K. Fujii et al., *ILC Study Questions for Snowmass 2021*, [arXiv:2007.03650](#).
- [33] N. Chen, T. Han, S. Li, S. Su, W. Su, and Y. Wu, *Type-I 2HDM under the Higgs and Electroweak Precision Measurements*, [arXiv:1912.01431](#).
- [34] H. Bahl, S. Heinemeyer, W. Hollik, and G. Weiglein, *Theoretical uncertainties in the MSSM Higgs boson mass calculation*, *Eur. Phys. J. C* **80** (2020), no. 6 497, [[arXiv:1912.04199](#)].
- [35] T. Han, S. Li, S. Su, W. Su, and Y. Wu, *Comparative Studies of 2HDMs under the Higgs Boson Precision Measurements*, [arXiv:2008.05492](#).
- [36] D. Stöckinger and J. Unger, *Three-loop MSSM Higgs-boson mass predictions and regularization by dimensional reduction*, *Nucl. Phys. B* **935** (2018) 1–16, [[arXiv:1804.05619](#)].
- [37] R. Harlander, J. Klappert, A. Ochoa Franco, and A. Voigt, *The light CP-even MSSM Higgs mass resummed to fourth logarithmic order*, *Eur. Phys. J. C* **78** (2018), no. 10 874, [[arXiv:1807.03509](#)].
- [38] R. V. Harlander, J. Klappert, and A. Voigt, *Higgs mass prediction in the MSSM at three-loop level in a pure \overline{DR} context*, [arXiv:1708.05720](#).
- [39] B. Henning, X. Lu, and H. Murayama, *How to use the Standard Model effective field theory*, *JHEP* **01** (2016) 023, [[arXiv:1412.1837](#)].
- [40] A. Dabelstein, *The One loop renormalization of the MSSM Higgs sector and its application to the neutral scalar Higgs masses*, *Z. Phys. C* **67** (1995) 495–512, [[hep-ph/9409375](#)].
- [41] S. Heinemeyer, W. Hollik, and G. Weiglein, *Decay widths of the neutral CP even MSSM Higgs bosons in the Feynman diagrammatic approach*, [hep-ph/0003022](#).
- [42] J. Gu, H. Li, Z. Liu, S. Su, and W. Su, *Learning from Higgs Physics at Future Higgs Factories*, *JHEP* **12** (2017) 153, [[arXiv:1709.06103](#)].
- [43] M. Carena, D. Garcia, U. Nierste, and C. E. M. Wagner, *Effective Lagrangian for the $\bar{t}bH^+$ interaction in the MSSM and charged Higgs phenomenology*, *Nucl. Phys. B* **577** (2000) 88–120, [[hep-ph/9912516](#)].
- [44] S. Heinemeyer, *MSSM Higgs physics at higher orders*, *Int. J. Mod. Phys. A* **21** (2006) 2659–2772, [[hep-ph/0407244](#)].
- [45] M. Carena, S. Heinemeyer, O. Stål, C. Wagner, and G. Weiglein, *MSSM Higgs Boson Searches at the LHC: Benchmark Scenarios after the Discovery of a Higgs-like Particle*, *Eur. Phys. J. C* **73** (2013), no. 9 2552, [[arXiv:1302.7033](#)].
- [46] E. Bagnaschi et al., *MSSM Higgs Boson Searches at the LHC: Benchmark Scenarios for Run 2 and Beyond*, *Eur. Phys. J. C* **79** (2019), no. 7 617, [[arXiv:1808.07542](#)].
- [47] A. Djouadi, L. Maiani, A. Polosa, J. Quevillon, and V. Riquer, *Fully covering the MSSM Higgs sector at the LHC*, *JHEP* **06** (2015) 168, [[arXiv:1502.05653](#)].

- [48] **ATLAS** Collaboration, G. Aad et al., *Search for heavy Higgs bosons decaying into two tau leptons with the ATLAS detector using pp collisions at $\sqrt{s} = 13$ TeV*, [arXiv:2002.12223](#).
- [49] **ATLAS** Collaboration, G. Aad et al., *Search for heavy neutral Higgs bosons produced in association with b-quarks and decaying to b-quarks at $\sqrt{s} = 13$ TeV with the ATLAS detector*, [arXiv:1907.02749](#).
- [50] **CMS** Collaboration, A. M. Sirunyan et al., *Search for additional neutral MSSM Higgs bosons in the $\tau\tau$ final state in proton-proton collisions at $\sqrt{s} = 13$ TeV*, *JHEP* **09** (2018) 007, [[arXiv:1803.06553](#)].
- [51] **CMS** Collaboration, *Search for heavy Higgs bosons decaying to a top quark pair in proton-proton collisions at $\sqrt{s} = 13$ TeV*, .
- [52] **ATLAS** Collaboration, M. Aaboud et al., *Search for heavy ZZ resonances in the $\ell^+\ell^-\ell^+\ell^-$ and $\ell^+\ell^-\nu\bar{\nu}$ final states using proton-proton collisions at $\sqrt{s} = 13$ TeV with the ATLAS detector*, *Eur. Phys. J.* **C78** (2018), no. 4 293, [[arXiv:1712.06386](#)].
- [53] **ATLAS** Collaboration, M. Aaboud et al., *Search for heavy resonances decaying into a W or Z boson and a Higgs boson in final states with leptons and b-jets in 36 fb^{-1} of $\sqrt{s} = 13$ TeV pp collisions with the ATLAS detector*, *JHEP* **03** (2018) 174, [[arXiv:1712.06518](#)]. [Erratum: *JHEP* **11**, 051 (2018)].
- [54] **ATLAS** Collaboration, M. Aaboud et al., *Search for heavy resonances decaying into WW in the $e\nu\mu\nu$ final state in pp collisions at $\sqrt{s} = 13$ TeV with the ATLAS detector*, *Eur. Phys. J.* **C78** (2018), no. 1 24, [[arXiv:1710.01123](#)].
- [55] **ATLAS** Collaboration, G. Aad et al., *Combination of searches for Higgs boson pairs in pp collisions at $\sqrt{s} = 13$ TeV with the ATLAS detector*, *Phys. Lett. B* **800** (2020) 135103, [[arXiv:1906.02025](#)].
- [56] **CMS** Collaboration, A. M. Sirunyan et al., *Search for a heavy Higgs boson decaying to a pair of W bosons in proton-proton collisions at $\sqrt{s} = 13$ TeV*, *JHEP* **03** (2020) 034, [[arXiv:1912.01594](#)].
- [57] **CMS** Collaboration, A. M. Sirunyan et al., *Search for Higgs boson pair production in events with two bottom quarks and two tau leptons in proton-proton collisions at $\sqrt{s} = 13$ TeV*, *Phys. Lett. B* **778** (2018) 101–127, [[arXiv:1707.02909](#)].
- [58] **CMS** Collaboration, A. M. Sirunyan et al., *Search for a heavy pseudoscalar Higgs boson decaying into a 125 GeV Higgs boson and a Z boson in final states with two tau and two light leptons at $\sqrt{s} = 13$ TeV*, *JHEP* **03** (2020) 065, [[arXiv:1910.11634](#)].
- [59] **ATLAS** Collaboration, M. Aaboud et al., *Search for charged Higgs bosons decaying via $H^\pm \rightarrow \tau^\pm \nu_\tau$ in the τ +jets and τ +lepton final states with 36 fb^{-1} of pp collision data recorded at $\sqrt{s} = 13$ TeV with the ATLAS experiment*, *JHEP* **09** (2018) 139, [[arXiv:1807.07915](#)].
- [60] **CMS** Collaboration, A. M. Sirunyan et al., *Search for a charged Higgs boson decaying into top and bottom quarks in events with electrons or muons in proton-proton collisions at $\sqrt{s} = 13$ TeV*, *JHEP* **01** (2020) 096, [[arXiv:1908.09206](#)].
- [61] **ATLAS** Collaboration, M. Aaboud et al., *Search for charged Higgs bosons decaying into top and bottom quarks at $\sqrt{s} = 13$ TeV with the ATLAS detector*, *JHEP* **11** (2018) 085, [[arXiv:1808.03599](#)].

- [62] **ATLAS** Collaboration, G. Aad et al., *Search for a scalar partner of the top quark in the all-hadronic $t\bar{t}$ plus missing transverse momentum final state at $\sqrt{s}=13$ TeV with the ATLAS detector*, *Eur. Phys. J. C* **80** (2020), no. 8 737, [[arXiv:2004.14060](#)].
- [63] **CMS** Collaboration, A. M. Sirunyan et al., *Search for direct top squark pair production in events with one lepton, jets, and missing transverse momentum at 13 TeV with the CMS experiment*, *JHEP* **05** (2020) 032, [[arXiv:1912.08887](#)].
- [64] **CMS** Collaboration, A. M. Sirunyan et al., *Search for top squark pair production using dilepton final states in pp collision data collected at $\sqrt{s} = 13$ TeV*, [arXiv:2008.05936](#).