

Horizon-independent Preconditioner Design for Linear Predictive Control

Ian McInerney *Student Member, IEEE*, Eric C. Kerrigan *Senior Member, IEEE*,
George A. Constantinides *Senior Member, IEEE*

Abstract—First-order optimization solvers, such as the Fast Gradient Method, are increasingly being used to solve Model Predictive Control problems in resource-constrained environments. Unfortunately, the convergence rate of these solvers is significantly affected by the conditioning of the problem data, with ill-conditioned problems requiring a large number of iterations. To reduce the number of iterations required, we present a simple method for computing a horizon-independent preconditioning matrix for the Hessian of the condensed problem. The preconditioner is based on the block Toeplitz structure of the Hessian. Horizon-independence allows one to use only the predicted system and cost matrices to compute the preconditioner, instead of the full Hessian. The proposed preconditioner has equivalent performance to an optimal preconditioner in numerical examples, producing speedups between 2x and 9x for the Fast Gradient Method. Additionally, we derive horizon-independent spectral bounds for the Hessian in terms of the transfer function of the predicted system, and show how these can be used to compute a novel horizon-independent bound on the condition number for the preconditioned Hessian.

Index Terms—model predictive control, optimal control, preconditioning, fast gradient method

I. INTRODUCTION

Model Predictive Control (MPC) is an optimal control method that aims to optimize the closed-loop performance of a controlled system by solving an optimization problem at each sampling instant to compute the next control input. MPC is swiftly becoming a popular choice for the control of complicated systems with operational constraints, due to its explicit handling of constraints and recent advances in real-time optimization algorithms, allowing it to be deployed on resource-constrained systems such as internet-of-things devices [1].

A common formulation of MPC is the Constrained Linear Quadratic Regulator (CLQR), which is an extension of the LQR to handle state and input constraints for a linear system with a quadratic objective function. The CLQR formulation gives an optimization problem that is a convex Quadratic Program (QP), which can then be solved efficiently using several types of iterative methods, such as interior-point methods, active-set methods and first-order methods. These methods are all affected by the conditioning of the problem, with poorly conditioned problems requiring more iterations to find the optimal solution. To overcome the problem's ill-conditioning and reduce the number of iterations, implementations utilize preconditioning techniques on the problem data for interior-point methods [2], active-set methods [3], and first-order methods [4], [5].

We focus on first-order methods, which commonly use preconditioners generated by solving semidefinite programs (SDPs). One such SDP formulation is [5], which minimizes the maximal eigenvalue of the preconditioned matrix by embedding the Hessian into a linear matrix inequality constraint. This SDP is readily solvable, but embedding the full Hessian into the constraints means the preconditioner

must be recomputed if the horizon length changes and that the SDP problem size grows with the horizon length — making the SDP preconditioner time consuming to compute for systems with long horizons and slowing down the control design process.

In this work, we present a new preconditioner for the condensed CLQR formulation, and show its ability to speed up convergence of the Fast Gradient Method (FGM) by up to 9x. This preconditioner is horizon-independent and is computed using only matrices with the number of states and inputs as their dimensions, but requires the terminal penalty matrix P to be either the solution to the discrete Lyapunov equation for Schur-stable systems, or the discrete Riccati equation for unstable systems. We show that our proposed preconditioner provides performance equivalent to an existing SDP preconditioner on several examples, while also providing a reduction in the computational effort required to compute the preconditioner. Additionally, we exploit the block Toeplitz structure of the CLQR problem's condensed Hessian to derive tight horizon-independent bounds on the extremal eigenvalues and condition number of both the original and preconditioned Hessians.

We begin in Section II by introducing the CLQR problem formulation and the notation used in this paper. In Section III, we derive the theoretical framework for the computation of the bounds on the extremal eigenvalues and condition number of the Hessian. We propose our new preconditioner and extend the bounds to the preconditioned Hessian in Section IV. Finally, we present numerical examples in Section V that compare the proposed preconditioner against existing preconditioners, and show its effect on the convergence rate of the Fast Gradient Method applied to three different systems.

II. PRELIMINARIES

A. Notation

A' and A^* denote the transpose and conjugate-transpose of the matrix A , respectively. $A \otimes B$ represents the Kronecker product of matrix A with matrix B . $\lambda_1 \leq \dots \leq \lambda_k$ are the real eigenvalues of a Hermitian matrix A in sorted order, with the set of all eigenvalues denoted by $\lambda(A)$. The p -norm is denoted by $\|\cdot\|_p$, with $\|A\|_2$ the matrix spectral norm, and $\|A\|_F$ the Frobenius norm. The condition number of a matrix is $\kappa(A) := \|A\|_2 \|A^{-1}\|_2$. The set $\mathbb{T} := \{z \in \mathbb{C} : |z| = 1\}$ is the complex unit circle. For an infinite-dimensional block Toeplitz matrix \mathbf{T} with blocks of size $m \times n$, $\mathcal{P}_{\mathcal{T}}(\cdot) : \mathbb{T} \rightarrow \mathbb{C}^{m \times n}$ represents its matrix symbol and T_N represents the truncated version of \mathbf{T} after N block diagonals (where N is a positive integer).

We use the notation from [6] to represent the transfer function matrix of the system \mathcal{G} with state space matrices A, B, C, D as

$$\mathcal{G}(z) := \left[\begin{array}{c|c} A & B \\ \hline C & D \end{array} \right].$$

\mathcal{L}^∞ is the space of matrix-valued essentially bounded functions (i.e. matrix-valued functions that are measurable and have a finite Frobenius norm almost everywhere on their domain, see [7, §2]). $\tilde{\mathcal{C}}_{2\pi}$ is the space of continuous 2π -periodic functions inside \mathcal{L}^∞ .

The support of the EPSRC Centre for Doctoral Training in High Performance Embedded and Distributed Systems (HiPEDS, Grant Reference EP/L016796/1) is gratefully acknowledged.

The authors are with the Department of Electrical & Electronic Engineering, Imperial College London, SW7 2AZ, U.K. E.C. Kerrigan is also with the Department of Aeronautics. email: {i.mcinerney17, e.kerrigan, g.constantinides}@imperial.ac.uk

Definition 1. Let $\mathcal{P}_T(\cdot) \in \tilde{\mathcal{C}}_{2\pi}$ be a function that maps $\mathbb{T} \rightarrow \mathbb{C}^{n \times n}$, we define the extreme eigenvalues of $\mathcal{P}_T(\cdot)$ as

$$\lambda_{\min}(\mathcal{P}_T) := \inf_{z \in \mathbb{T}} \lambda_1(\mathcal{P}_T(z)), \quad \lambda_{\max}(\mathcal{P}_T) := \sup_{z \in \mathbb{T}} \lambda_n(\mathcal{P}_T(z)),$$

and the condition number of $\mathcal{P}_T(\cdot)$ as

$$\kappa(\mathcal{P}_T) := \frac{\lambda_{\max}(\mathcal{P}_T)}{\lambda_{\min}(\mathcal{P}_T)}.$$

Definition 2. Let T_n be the $n \times n$ truncation of the infinite matrix \mathbf{T} . If the limits exist, we define the extrema of the spectrum of \mathbf{T} as

$$\lambda_{\min}(\mathbf{T}) := \lim_{n \rightarrow \infty} \lambda_1(T_n), \quad \lambda_{\max}(\mathbf{T}) := \lim_{n \rightarrow \infty} \lambda_n(T_n).$$

B. CLQR Formulation

In this work, we examine the Constrained Linear Quadratic Regulator (CLQR) formulation of the MPC problem, which can be written as the constrained QP

$$\min_{u,x} \frac{1}{2} x'_N P x_N + \frac{1}{2} \sum_{k=0}^{N-1} \begin{bmatrix} x_k \\ u_k \end{bmatrix}' \begin{bmatrix} Q & 0 \\ 0 & R \end{bmatrix} \begin{bmatrix} x_k \\ u_k \end{bmatrix} \quad (1a)$$

$$\text{s.t. } x_{k+1} = A x_k + B u_k, \quad k = 0, \dots, N-1 \quad (1b)$$

$$\begin{aligned} x_0 &= \hat{x} \\ E_u u_k + E_x x_k &\leq c, \quad k = 0, \dots, N-1 \end{aligned} \quad (1c)$$

where N is the horizon length, $x_k \in \mathbb{R}^n$ are the states, and $u_k \in \mathbb{R}^m$ are the inputs at sample instant k , and $\hat{x} \in \mathbb{R}^n$ is the current measured system state. $A \in \mathbb{R}^{n \times n}$ and $B \in \mathbb{R}^{n \times m}$ are the state-space matrices describing the discrete-time system with transfer function matrix

$$\mathcal{G}(z) := \begin{bmatrix} A & B \\ I & 0 \end{bmatrix}.$$

$E_u \in \mathbb{R}^{l \times m}$ and $E_x \in \mathbb{R}^{l \times n}$ are the stage constraint coefficient matrices, and $c \in \mathbb{R}^l$ is the vector of bounds for the stage constraints. The matrices $Q = Q' \in \mathbb{R}^{n \times n}$, $R = R' \in \mathbb{R}^{m \times m}$ and $P = P' \in \mathbb{R}^{n \times n}$ are the weighting matrices for the system states, inputs and final states, respectively. The weighting matrices are chosen such that P , Q and R are positive definite.

This problem can be condensed by removing the state variables from (1) to leave only the control inputs in the vector $u := [u'_0 \ u'_1 \ \dots \ u'_{N-1}]'$. The optimization problem is then

$$\min_u \frac{1}{2} u' H u + \hat{x}' \Phi' u \quad (2a)$$

$$\text{s.t. } G u \leq F \hat{x} + g \quad (2b)$$

$$\text{with } H := \Gamma' \bar{Q} \Gamma + \bar{R}, \quad \bar{R} := I_N \otimes R, \quad \bar{Q} := \begin{bmatrix} I_{N-1} \otimes Q & 0 \\ 0 & P \end{bmatrix},$$

$$\Gamma := \begin{bmatrix} B & 0 & 0 & 0 \\ AB & B & 0 & 0 \\ A^2 B & AB & B & 0 \\ \vdots & & & \ddots \\ A^{N-1} B & A^{N-2} B & A^{N-3} B & \dots & B \end{bmatrix}.$$

The terminal weight matrix P in (1) can be crucial to the stability and performance of the closed-loop controller. The simplest choice is to set $P = Q$, so that final states are weighted the same as other states. This allows for simple formation of the problem matrices, but does not provide stability guarantees for the closed-loop problem.

Instead, a possible choice for P is to either choose it to be the solution to the Discrete Algebraic Riccati Equation (DARE)

$$P = A' P A + Q - A' P B (B' P B + R)^{-1} B' P A, \quad (3)$$

or choose P to be the solution to the discrete Lyapunov equation

$$A' P A + Q = P, \quad (4)$$

where Q and R are the cost matrices from Problem (1), and A and B are the system matrices. Choosing P in these ways approximates the cost function value for the time after the horizon ends, and allows for the derivation of closed-loop stability guarantees for the controller [8].

C. Numerically Robust CLQR Formulation

The condensed formulation (2) with an unstable system can become numerically unstable as the horizon length increases, since unstable systems have $|\lambda_{\max}(A)| > 1$, taking repeated powers of A to form Γ then causes the condition number of H to be unbounded.

To overcome this, a modification to (2) was proposed in [9] where instead of using the actual system A for computing the prediction matrix and optimal control, a prestabilized system $A - BK$ is used instead. This prestabilized system would guarantee that the prediction matrix entries do not grow unbounded with the horizon length, leading to better conditioning of the optimization problem. Note that this transformation requires the pair (A, B) to be stabilizable.

To formulate the prestabilized problem, a new system \mathcal{G}_c is formed by setting $u_k = -K x_k + v_k$ where $v \in \mathbb{R}^m$ is a new input so that

$$\mathcal{G}_c(z) := \begin{bmatrix} A - BK & B \\ I & 0 \end{bmatrix}, \quad (5)$$

where the controller K is chosen so that $|\lambda_{\max}(A - BK)| < 1$. There are several ways to compute a K that meets this criterion, however we focus on K chosen as the unconstrained infinite-horizon LQR controller computed using Q and R from (1a).

The computations are then done using the input space $v := [v'_0 \ v'_1 \ \dots \ v'_{N-1}]'$, turning the condensed QP (2) into

$$v^* := \underset{v}{\operatorname{argmin}} \frac{1}{2} v' H_c v + \hat{x}' \Phi'_c v \quad (6a)$$

$$\text{s.t. } G_c v \leq F_c \hat{x} + g \quad (6b)$$

with $A_c = A - BK$, $Q_c = Q + K' R K$, $\bar{K} = I_N \otimes -K$,

$$H_c := \Gamma'_c \bar{Q}_c \Gamma_c + \Gamma'_c \bar{K}' \bar{R} + \bar{R} \bar{K} \Gamma_c + \bar{R},$$

$$\bar{Q}_c := \begin{bmatrix} I_{N-1} \otimes Q_c & 0 \\ 0 & P \end{bmatrix},$$

$$\Gamma_c := \begin{bmatrix} B & 0 & 0 & \dots & 0 \\ A_c B & B & 0 & & 0 \\ A_c^2 B & A_c B & B & & 0 \\ \vdots & & & \ddots & \vdots \\ A_c^{N-1} B & A_c^{N-2} B & A_c^{N-3} B & \dots & B \end{bmatrix}. \quad (7)$$

The input applied to the original system is then $u_0 = -K \hat{x} + v_0^*(\hat{x})$. The constraint matrices F_c and G_c in Problem (6) are formed by modifying F and G from Problem (2) to use the prestabilized system, with full details given in [9].

III. SPECTRAL PROPERTIES

In order to effectively analyze and derive our closed-form preconditioner, we first derive some spectral properties for the Hessian and prediction matrix in the CLQR problem. Similar results were reported in [10] and [11, Sect. 11], but our analysis differs in several ways. Specifically, the prior work requires that the system \mathcal{G} have no eigenvalues on the unit circle, and that it be transformed into a system with separable stable and unstable modes so that they can be handled separately. Our analysis uses the numerically robust formulation (6) to support eigenvalues of \mathcal{G} on the unit circle and both its stable

and unstable modes at the same time. Additionally, the prior work assumes $Q = C'C$ (with C the output state-mapping matrix of \mathcal{G}), whereas our analysis allows for an arbitrary positive-definite Q and a P matrix chosen as either Q or the solution to the DARE.

A. Matrix Symbol for the Prediction Matrix

We start by analyzing the prediction matrix Γ_c and note that its diagonals are constant blocks, which means that Γ_c is a block Toeplitz matrix. Finite-dimensional block Toeplitz matrices with blocks of size $m \times n$ can be viewed as the truncation of an infinite-dimensional block Toeplitz matrix by extending the block pattern. The infinite-dimensional matrix is represented by a matrix-valued function mapping $\mathbb{T} \rightarrow \mathbb{C}^{m \times n}$, called the matrix symbol, which is used for analyzing properties of the matrix.

The blocks on the diagonals of the matrix give the spectral coefficients of the matrix symbol, so the symbol can be represented as a Fourier series with the coefficients given by the matrix blocks. For the original prediction matrix Γ , the truncated Fourier series that only uses the blocks in the horizon is given by

$$\sum_{i=0}^{N-1} A^i B z^{-i}, \quad \forall z \in \mathbb{T}.$$

As the horizon length increases, this series is only guaranteed to converge to a finite matrix symbol when the system \mathcal{G} with matrices A and B is Schur-stable.

To form a convergent Fourier series, we use the numerically robust CLQR formulation from Section II-C to introduce a stabilizing linear state-feedback controller $u_k = -Kx_k + v_k$ to the prediction. For systems where the pair (A, B) is stabilizable, this then leads to a convergent Fourier series for the prediction matrix Γ_c of the new controlled system, and the finite matrix symbol given in Lemma 1.

Lemma 1. *Let the pair (A, B) be stabilizable and $K \in \mathbb{R}^{m \times n}$ be a linear state-feedback control matrix used to form the prestabilized system (5). The prediction matrix Γ_c then has the matrix symbol $\mathcal{P}_{\Gamma_c} \in \tilde{\mathcal{C}}_{2\pi}$ with*

$$\mathcal{P}_{\Gamma_c}(z) := z(zI - (A - BK))^{-1}B = z\mathcal{G}_c(z), \quad \forall z \in \mathbb{T},$$

where $\mathcal{G}_c(\cdot)$ is the transfer function matrix for the system \mathcal{G}_c .

Proof. The matrix symbol for the block Toeplitz matrix Γ_c is derived using the infinite-dimensional extension of Γ_c , called Γ . The blocks that make up Γ can be extrapolated from (7) to

$$\Gamma_i := \begin{cases} 0 & \text{if } i < 0, \\ (A - BK)^i B & \text{if } i \geq 0, \end{cases} \quad (8)$$

where i is the number of the block diagonal of the matrix, with 0 being the main diagonal and positive i below the main diagonal. A possible way to form the matrix symbol of a block Toeplitz matrix is to define it as the trigonometric polynomial with the blocks of the matrix as coefficients [12, §4.3]. Doing that for Γ uses the blocks (8) as the coefficients to form the trigonometric polynomial

$$\sum_{i=0}^{\infty} z^{-i} (A - BK)^i B. \quad (9)$$

The constant B matrix can be extracted from the summation, giving

$$\left(\sum_{i=0}^{\infty} (A - BK)^i z^{-i} \right) B.$$

Since K was designed to make $(A - BK)$ Schur-stable, the summation becomes a convergent Neumann series that converges to $z(zI - (A - BK))^{-1}$ [13, §3.4]. With the B matrix right-multiplying

the summation, the result is the transfer function matrix for the time-shifted system $z\mathcal{G}_c(z)$, giving the matrix symbol in the lemma. Finally, note that the coefficients in the sum (9) are absolutely summable, so \mathcal{P}_{Γ_c} is in the Wiener class, meaning that $\mathcal{P}_{\Gamma_c} \in \mathcal{L}^\infty$ and is continuous and 2π -periodic, leading to $\mathcal{P}_{\Gamma_c} \in \tilde{\mathcal{C}}_{2\pi}$. \square

It is tempting to only apply the stabilizing controller K after the horizon, like the CLQR stability theory in [8], but this will cause Γ to have $A^i B$ in the upper-left $N \times N$ block submatrix and $(A - BK)^i B$ in the remaining part, breaking the block Toeplitz structure.

At this point, there is no restriction on the type of linear state-feedback controller used to prestabilize the system — any controller that results in a Schur-stable closed-loop system can be used. A convenient choice for K is the infinite-horizon LQR controller designed using the cost matrices in (1a) with P chosen to be the solution to the DARE (3) as described in Section II-B.

If the system \mathcal{G} is Schur-stable to begin with, then there is no need for a prestabilizing controller K and the matrices Γ and Γ_c can be the same. The matrix symbol for Γ_c can then be simplified as shown in Corollary 1.

Corollary 1. *If the system \mathcal{G} is Schur-stable, then with $K = 0$ the prediction matrix Γ has a convergent Fourier series, producing the matrix symbol $\mathcal{P}_\Gamma \in \tilde{\mathcal{C}}_{2\pi}$ with*

$$\mathcal{P}_\Gamma(z) := z(zI - A)^{-1}B = z\mathcal{G}(z), \quad \forall z \in \mathbb{T},$$

where $\mathcal{G}(\cdot)$ is the transfer function matrix for the system \mathcal{G} .

B. Matrix Symbol for the Hessian

The Hessian of the MPC problem formulation in (6) can be split into four distinct parts

$$H_c := H_Q + H_P + H_K + H_R \quad (10)$$

where H_Q , H_R , H_P , and H_K are the parts that contain the matrices Q , \bar{R} , P , and the \bar{K} cross-terms, respectively. Slightly different analysis must be done depending on the choice of P , and in this work we focus on the cases when $P = Q$ and P is the solution to the DARE for the infinite-dimensional unconstrained LQR of problem.

1) P is the same as Q : Choosing $P = Q$ for (1) allows the term H_P to be consolidated into H_Q , giving

$$\begin{aligned} H_c &= \Gamma_c' \bar{Q}_c \Gamma_c + \Gamma_c' \bar{K}' \bar{R} + \bar{R} \bar{K} \Gamma_c + \bar{R}, \\ \bar{Q}_c &= I_N \otimes (Q + K'RK). \end{aligned}$$

Analysis of the resulting matrix H_c reveals that \mathbf{H}_c is also block Toeplitz with the matrix symbol given in Lemma 2.

Lemma 2. *Let $P = Q$ and \mathcal{P}_{Γ_c} be the matrix symbol for Γ_c from Lemma 1. The matrix \mathbf{H}_c is then a block Toeplitz matrix with the matrix symbol $\mathcal{P}_{H_c} \in \tilde{\mathcal{C}}_{2\pi}$, where*

$$\begin{aligned} \mathcal{P}_{H_c}(z) &:= \mathcal{P}_{\Gamma_c}^*(z)(Q + K'RK)\mathcal{P}_{\Gamma_c}(z) + R \\ &\quad - \mathcal{P}_{\Gamma_c}^*(z)K'R - RK\mathcal{P}_{\Gamma_c}(z), \quad \forall z \in \mathbb{T}. \end{aligned}$$

Proof. Using the assumption that $P = Q$, we can see that the new state weighting matrix \bar{Q}_c is block diagonal with the same entry in each block, making \bar{Q}_c a block Toeplitz matrix with the symbol $\mathcal{P}_{\bar{Q}_c}(z) := Q + K'RK$. Since Γ_c is a lower-triangular block matrix and Γ_c' is an upper-triangular block matrix, the product $\Gamma_c' \bar{Q}_c \Gamma_c$ is block Toeplitz with matrix symbol $\mathcal{P}_{\Gamma_c}^* \mathcal{P}_{\bar{Q}_c} \mathcal{P}_{\Gamma_c}$ [12, Lemma 4.5].

By construction, \bar{R} and \bar{K} are both block Toeplitz matrices with symbols $\mathcal{P}_{\bar{R}}(z) := R$ and $\mathcal{P}_{\bar{K}}(z) := -K$, respectively. $\Gamma_c' \bar{K}' \bar{R}$ and $\bar{R} \bar{K} \Gamma_c$ are then block Toeplitz, since the product $\bar{R} \bar{K}$ produces a block diagonal block Toeplitz matrix, preserving the block Toeplitz structure of Γ_c during the multiplication. The matrix symbols for

$\Gamma_c \bar{K}' \bar{R}$ and $\bar{R} \bar{K} \Gamma_c$ are then $-\mathcal{P}_{\Gamma_c}^*(z) K' R$ and $-R K \mathcal{P}_{\Gamma_c}(z)$, respectively. Block Toeplitz structure is preserved over the addition of two or more block Toeplitz matrices, and the matrix symbol for the resulting sum is the sum of the original matrix symbols, giving the matrix symbol in the lemma. \square

It is important to note that the product of block Toeplitz matrices is not guaranteed to be block Toeplitz except in certain special cases, while the addition of multiple block Toeplitz matrices with compatible block sizes is always guaranteed to produce a block Toeplitz result. In this case, the lower-triangular structure of Γ_c and the block Toeplitz structure of \bar{Q}_c implies that the product $\Gamma_c \bar{Q}_c \Gamma_c$ is one of the special cases where the multiplication of the three block Toeplitz matrices of compatible block sizes is block Toeplitz. Choosing an arbitrary P with $P \neq Q$ will cause \bar{Q}_c to no longer be block Toeplitz, so the multiplication will not necessarily produce a block Toeplitz matrix and the Hessian may not be block Toeplitz.

2) P is the solution to the DARE: Choosing P as the solution to the DARE (3) causes \bar{Q}_c to not be block Toeplitz, since \bar{Q}_c will then have a different matrix in the lower-right corner than the rest of the main diagonal. This means that the analysis based on the multiplication of structured block Toeplitz matrices used in the proof of Lemma 2 no longer can be applied. However, the resulting H_c matrix is still block Toeplitz due to the fact that P will represent the cost of the controller applied after the horizon ends.

Proposition 1. *If P is the solution to the DARE (3) and K is the infinite-horizon LQR controller for \mathcal{G} , then H_c is block Toeplitz and has the same matrix symbol as the case when $P = Q$ given in Lemma 2.*

Proof. Using the matrix splitting (10), the Hessian can be decomposed into four terms, with H_Q and H_P given by (11) and (12), respectively, and H_R and H_K the same as when $P = Q$. We start by examining the first diagonal term of $H_Q + H_P$,

$$\sum_{i=0}^{N-1} B'(A_c^i)' Q_c A_c^i B + B'(A_c^N)' P A_c^N B. \quad (13)$$

Since P is the solution to the DARE (3), P is also the solution to the Lyapunov equation

$$(A - BK)' P (A - BK) + Q + K' R K = P \quad (14)$$

when K is the infinite-horizon LQR controller. This means that P can also be expressed as

$$P = \sum_{i=0}^{\infty} ((A - BK)')^i (Q + K' R K) (A - BK)^i,$$

transforming (13) into

$$\sum_{i=0}^{N-1} B'(A_c^i)' Q_c A_c^i B + B'(A_c^N)' \left(\sum_{i=0}^{\infty} (A_c^i)' Q_c A_c^i \right) A_c^N B.$$

The $(A_c^N)'$ and A_c^N terms around the right summation can be consolidated into the summation, offsetting its starting point to be $i = N$ instead of 0 — meaning the right summation is simply the continuation of the left summation to infinity and allowing the two sums to be consolidated into

$$\sum_{i=0}^{\infty} B'(A_c^i)' Q_c A_c^i B. \quad (15)$$

The same analysis can be performed on the other terms on the main diagonal, which only differ by where the left summation ends and the right summation is offset to. Therefore, the main diagonal of the matrix sum $H_Q + H_P$ is composed of blocks with all the same

terms. A similar analysis can be done on all diagonals above and below the main diagonal, showing that they are also composed of blocks with all the same terms down the diagonal.

Since all the diagonals are composed of the same blocks down their length, the matrix sum $H_Q + H_P$ is block Toeplitz, and the resulting Hessian H_c is block Toeplitz as well, since H_R and H_K are already known to be block Toeplitz.

To construct the matrix symbol for H_c when P is the solution to the DARE, we examine the elements in the matrix $H_Q + H_P$ and how they relate to the case when $P = Q$. Note that when $P = Q$, the individual elements of the matrix H_Q have a summation that terminates at the horizon length. Since the matrix symbol is based on the infinite-dimensional matrix, if the matrix H_Q is extrapolated to a horizon of infinity to form \mathbf{H}_Q , the summations in H_Q will all terminate at infinity. Therefore, the sum $H_Q + H_P$ will have the same blocks as the infinite-dimensional \mathbf{H}_Q when $P = Q$, so the Hessians for the cases when $P = Q$ and P is the solution to the DARE will both have the same matrix symbol. \square

3) *Simplification when \mathcal{G} is Schur-stable:* When \mathcal{G} is Schur-stable and the results in Corollary 1 are used to simplify the matrix symbol of the prediction matrix, the results given in Lemma 2 and Proposition 1 can be simplified as well.

Corollary 2. *If the system \mathcal{G} is Schur-stable, then with $K = 0$ and $P = Q$ or P the solution to the discrete Lyapunov equation (4), the Hessian H has the matrix symbol $\mathcal{P}_H \in \tilde{\mathcal{C}}_{2\pi}$ with*

$$\mathcal{P}_H(z) := \mathcal{P}_{\Gamma}^*(z) Q \mathcal{P}_{\Gamma}(z) + R, \quad \forall z \in \mathbb{T}.$$

where $\mathcal{G}(\cdot)$ is the transfer function matrix for the system \mathcal{G} .

Note that the matrix symbol in Corollary 2 has the same form as the matrix symbol in Lemma 2, just with the terms containing K removed and a different choice of the matrix P .

In order for Proposition 1 to reduce to Corollary 2 in the Schur-stable case with $K = 0$, the terminal cost must be based on the solution to the discrete Lyapunov equation instead of the DARE, since using the DARE solution with no prestabilizing controller will cause the Lyapunov equation (14) used in the proof of Proposition 1 to not be valid.

C. Spectral Bounds for the Hessian

One useful property of block Toeplitz matrices is that the eigenvalue spectrum for any finite-dimensional truncation of the infinite-dimensional block Toeplitz matrix is contained within the extremal eigenvalues of its matrix symbol. This means that the minimum and maximum eigenvalues of the matrix H_c can be bounded by analyzing the matrix symbol \mathcal{P}_{H_c} , since H_c is a finite-dimensional truncation of the infinite-dimensional matrix \mathbf{H}_c to N blocks.

Theorem 1. *Let H_c be the condensed Hessian with P the solution to the DARE and a prediction horizon of length N that is block Toeplitz with matrix symbol \mathcal{P}_{H_c} given in Lemma 2, then the following hold:*

- (a) $\lambda_{\min}(\mathcal{P}_{H_c}) \leq \lambda(H_c) \leq \lambda_{\max}(\mathcal{P}_{H_c})$
- (b) $\lim_{N \rightarrow \infty} \kappa(H_c) = \kappa(\mathcal{P}_{H_c})$

Proof.

- (a) The spectrum of a finite-dimensional truncation of a block Toeplitz matrix with a symbol in $\tilde{\mathcal{C}}_{2\pi}$ is bounded by the extremes of the spectrum of its symbol [12, Theorem 4.4].
- (b) Note that H_c is a Hermitian matrix, which means that it is also normal [14, §4.1]. Since it is both normal and positive semi-definite, the singular values are the same as the eigenvalues [15, §3.1], resulting in the condition number becoming $\kappa(H_c) =$

$$H_Q := \begin{bmatrix} \sum_{i=0}^{N-1} B'(A_c^i)' Q_c A_c^i B & \sum_{i=0}^{N-2} B'(A_c^{i+1})' Q_c A_c^i B & \sum_{i=0}^{N-3} B'(A_c^{i+2})' Q_c A_c^i B & \cdots & B'(A_c^{N-1})' Q_c B \\ \sum_{i=0}^{N-2} B'(A_c^i)' Q_c A_c^{i+1} B & \sum_{i=0}^{N-3} B'(A_c^i)' Q_c A_c^i B & \sum_{i=0}^{N-4} B'(A_c^{i+1})' Q_c A_c^i B & \cdots & B'(A_c^{N-2})' Q_c B \\ \sum_{i=0}^{N-3} B'(A_c^i)' Q_c A_c^{i+2} B & \sum_{i=0}^{N-4} B'(A_c^i)' Q_c A_c^{i+1} B & \sum_{i=0}^{N-5} B'(A_c^i)' Q_c A_c^i B & \cdots & B'(A_c^{N-3})' Q_c B \\ \vdots & \vdots & \vdots & \ddots & \vdots \\ B' Q_c A_c^{N-1} B & B' Q_c A_c^{N-2} B & B' Q_c A_c^{N-3} B & \cdots & B' Q_c B \end{bmatrix} \quad (11)$$

$$H_P := \begin{bmatrix} B'(A_c^N)' P A_c^N B & B'(A_c^N)' P A_c^{N-1} B & B'(A_c^N)' P A_c^{N-2} B & \cdots & B'(A_c^N)' P A_c B \\ B'(A_c^{N-1})' P A_c^N B & B'(A_c^{N-1})' P A_c^{N-1} B & B'(A_c^{N-1})' P A_c^{N-2} B & \cdots & B'(A_c^{N-1})' P A_c B \\ B'(A_c^{N-2})' P A_c^N B & B'(A_c^{N-2})' P A_c^{N-1} B & B'(A_c^{N-2})' P A_c^{N-2} B & \cdots & B'(A_c^{N-2})' P A_c B \\ \vdots & \vdots & \vdots & \ddots & \vdots \\ B' A_c' P A_c^N B & B' A_c' P A_c^{N-1} B & B' A_c' P A_c^{N-2} B & \cdots & B' A_c' P A_c B \end{bmatrix} \quad (12)$$

$\frac{\lambda_n(H_c)}{\lambda_1(H_c)}$. Taking the limit of both sides in conjunction with the spectral bounds from part (a) gives

$$\lim_{N \rightarrow \infty} \kappa(H_c) = \kappa(\mathcal{P}_{H_c}). \quad \square$$

Corollary 3. *If the system \mathcal{G} is Schur-stable, then with $K = 0$ and P the solution to the discrete Lyapunov equation (4), the results in Theorem 1 can be applied to H using the matrix symbol \mathcal{P}_H instead of \mathcal{P}_{H_c} .*

Essentially, these results say that the spectrum for the condensed Hessian in these cases will always be contained inside the interval defined by the maximum and minimum eigenvalues of the matrix symbol in Lemma 2/Corollary 2. Additionally, as $N \rightarrow \infty$ the extremal eigenvalues of the Hessian will converge asymptotically to the maximum and minimum eigenvalues of its symbol.

IV. PRECONDITIONING

The spectral results presented in Sections III-B and III-C can be readily extended to analyze the case of a preconditioned Hessian, as well as to help design new preconditioners.

A. Analysis of the Preconditioned Hessian

For simplicity of discussion, we focus on the case when H_c is symmetrically preconditioned to form

$$H_L := L_N^{-1} H_c (L_N^{-1})', \quad (16)$$

where L_N is a block-diagonal preconditioner that has N copies of the matrix L on its diagonal, thus guaranteeing that the preconditioned matrix is block Toeplitz. This case is most appropriate for first-order methods, since it guarantees that the structure of the feasible set is preserved over the preconditioning operation and that the preconditioned Hessian is symmetric [5].

Since the preconditioner matrix L_N is block-diagonal with only L on its main diagonal, the matrix symbol for L_N is simply L . The spectral bounds in Section III-C can then be extended to the preconditioned matrix H_L by simply replacing \mathcal{P}_{H_c} in Theorem 1(b) with \mathcal{P}_{H_L} given by

$$\mathcal{P}_{H_L} := \bar{L} \mathcal{P}_{H_c} \bar{L}', \quad (17)$$

where $\bar{L} := L^{-1}$. A similar substitution can be made when \mathcal{G} is Schur-stable by using \mathcal{P}_H in (17) with Corollary 3. This analysis requires L_N to be block Toeplitz, which may not be the case for many methods of computing the preconditioner, unless such a constraint is added to its computation.

B. Preconditioner Design

There is a rich literature of preconditioners for Toeplitz and circulant matrices, with a focus on designing the preconditioners independent of the size of the matrix (see [16] and references therein). These existing ideas can be applied to the block Toeplitz structure of the Hessian in the CLQR problem in order to design preconditioners to use when solving the QP.

One of the first circulant preconditioners was proposed by Gilbert Strang in [17]. This preconditioner was originally proposed for preconditioning iterative conjugate gradient methods, and is formed by simply copying the central diagonals of the Toeplitz matrix into the preconditioning matrix and wrapping them around to form a circulant matrix. Strang's preconditioner can be naturally extended to the block Toeplitz case by simply copying the individual blocks into the preconditioning matrix and wrapping them around to form a block circulant matrix.

In the case of the CLQR problem with a block diagonal preconditioning matrix, we can explicitly compute the block on the diagonal of the preconditioning matrix without forming the entire Hessian, as shown in Theorem 2.

Theorem 2. *Let H_c be the Hessian from (6) formed by choosing either:*

- K as the infinite-horizon LQR controller for \mathcal{G} , with P the solution to the DARE (3), or
- $K = 0$ with P the solution to the discrete-time Lyapunov equation (4) for a Schur-stable \mathcal{G} .

The matrix H_c can be symmetrically preconditioned as $L_N^{-1} H_c (L_N^{-1})'$, with $L_N = I_N \otimes L$ and the blocks L given by the lower-triangular Cholesky decomposition of M with

$$M := B' P B - B' K' R - R K B + R.$$

Proof. Based on the work in [17], a Circulant preconditioning matrix W for the block Toeplitz matrix V will have entries that are obtained by copying the central diagonals of V and wrapping them around to form a circulant matrix since the main diagonals are usually strongly dominant. For example, the matrix

$$V := \begin{bmatrix} V_0 & V_1 & V_2 & V_3 & V_4 \\ V_{-1} & V_0 & V_1 & V_2 & V_3 \\ V_{-2} & V_{-1} & V_0 & V_1 & V_2 \\ V_{-3} & V_{-2} & V_{-1} & V_0 & V_1 \\ V_{-4} & V_{-3} & V_{-2} & V_{-1} & V_0 \end{bmatrix},$$

will have a block circulant preconditioning matrix

$$W := \begin{bmatrix} V_0 & V_1 & V_2 & V_{-2} & V_{-1} \\ V_{-1} & V_0 & V_1 & V_2 & V_{-2} \\ V_{-2} & V_{-1} & V_0 & V_1 & V_2 \\ V_2 & V_{-2} & V_{-1} & V_0 & V_1 \\ V_1 & V_2 & V_{-2} & V_{-1} & V_0 \end{bmatrix}.$$

Since we want the preconditioner to be block diagonal, we only need to focus on computing the diagonal block V_0 for the CQLR.

For the block Toeplitz Hessian H_c , the main diagonal block of the infinite dimensional block Toeplitz matrix is (15), which when the H_R and H_K components are added becomes

$$\sum_{i=0}^{\infty} B'(A_c^i)' Q_c A_c^i B - B'K'R - RKB + R.$$

Since A_c is Schur-stable and K is the LQR controller, this sum converges to the solution of the DARE, making the diagonal block

$$V_0 = B'PB - B'K'R - RKB + R.$$

Since Strang's preconditioner is designed as a left preconditioner (i.e. $W^{-1}V$) and we want a symmetric preconditioner, we apply the lower-triangular Cholesky factorization to M , resulting in L . \square

Remark 1. *The preconditioning matrix L in Theorem 2 can also be formed by using the matrix square-root of M instead of the Cholesky factorization, which could allow for L to have the same structure as M if the square root operation is structure preserving (e.g. if \mathcal{G} is a circulant system, using the matrix square root can lead to L and H_L being circulant as well).*

Note that the matrices M and L will have dimension $m \times m$, and that the full preconditioning matrix L_N is formed by simply repeating L down the diagonal N times, so changing the horizon length means simply adding or removing blocks of L from the diagonal of L_N .

Since L_N is block Toeplitz, we can show that if \mathcal{G} is single-input, the preconditioner will not affect the conditioning.

Proposition 2. *If the system \mathcal{G} is single-input (i.e. $m = 1$), then the block Toeplitz preconditioner L_N will not affect the condition number of H_c (i.e. $\kappa(H_L) = \kappa(H_c)$).*

Proof. A system with $m = 1$ will have $L \in \mathbb{R}$, making the preconditioner matrix simply $L_N = I_N \otimes L = LL_N$. For the symmetric case, (16) becomes $H_L = (\frac{1}{L}I_N) H_c (I_N \frac{1}{L})$, which simplifies to $H_L = \frac{1}{L^2} H_c$. Using the fact that $\lambda_i(\alpha H_c) = |\alpha| \lambda_i(H_c)$,

$$\kappa(H_L) = \frac{\lambda_{max}(\frac{1}{L^2} H_c)}{\lambda_{min}(\frac{1}{L^2} H_c)} = \frac{|L^2| \lambda_{max}(H_c)}{|L^2| \lambda_{min}(H_c)} = \kappa(H_c). \quad \square$$

Also note that all the matrices involved in computing M have dimensions on the order of m and n , and have no relation to the horizon length. This is in contrast to SDP-based preconditioner design techniques such as [5], which require the full Hessian to be placed inside the semidefinite optimization problem.

V. NUMERICAL EXPERIMENTS

In this section, we present numerical examples showing the spectral properties computed using the results of Section III, and also the effect of applying the preconditioner from Section IV-B to the CLQR problem for four systems.

A. Example Systems

1) *Schur-stable system:* The first two example systems we use are the Schur-stable discrete-time system with four states and two inputs given in [18] with state equation

$$x_{k+1} = \begin{bmatrix} 0.7 & -0.1 & 0.0 & 0.0 \\ 0.2 & -0.5 & 0.1 & 0.0 \\ 0.0 & 0.1 & 0.1 & 0.0 \\ 0.5 & 0.0 & 0.5 & 0.5 \end{bmatrix} x_k + \begin{bmatrix} 0.0 & 0.1 \\ 0.1 & 1.0 \\ 0.1 & 0.0 \\ 0.0 & 0.0 \end{bmatrix} u_k.$$

We constrain the inputs of the system to be $|u_k| \leq 0.5$ and use a prediction horizon of $N = 10$. The first system has cost matrices

$$Q = \text{diag}(10, 20, 30, 40), \quad R = \text{diag}(10, 20), \quad (18)$$

and the second system has cost matrices

$$Q = \text{diag}(100, 200, 300, 400), \quad R = \text{diag}(0.001, 0.002). \quad (19)$$

2) *Inverted pendulum:* The next example system we use is a linearized inverted pendulum described by the continuous-time dynamics

$$\dot{x} = \begin{bmatrix} 0 & 1 & 0 & 0 \\ \frac{3g}{2l} & -b & 0 & 0 \\ 0 & 0 & 0 & 1 \\ 0 & 0 & 0 & 0 \end{bmatrix} x + \begin{bmatrix} 0 \\ \frac{3}{2l} \\ 0 \\ 1 \end{bmatrix} u,$$

with $g = 9.8067$, $b = 1$, and $l = 0.21$. The system was discretized using a zero-order hold with a sampling time of 0.02 s, resulting in an unstable discrete-time system. The CLQR problem used the cost matrices $Q = \text{diag}(1000, 1, 100, 1)$, $R = 10$, a prediction horizon of $N = 10$, and input constraints $|u| \leq 10$,

3) *Distillation column:* The final example system we use is a binary distillation column with 11 states and 3 inputs from [19, Problem 90-01]. The system was discretized using a zero-order hold with a sampling time of 1.0 s, resulting in a Schur-stable system. We used a prediction horizon of $N = 100$ and the cost matrices

$$Q = \text{diag}(10, 20, 30, 40, 50, 60, 70, 80, 90, 100, 110), \\ R = \text{diag}(10, 20, 30),$$

with input constraints $|u_1| \leq 2.5$, $|u_2| \leq 2.5$, $|u_3| \leq 0.30$.

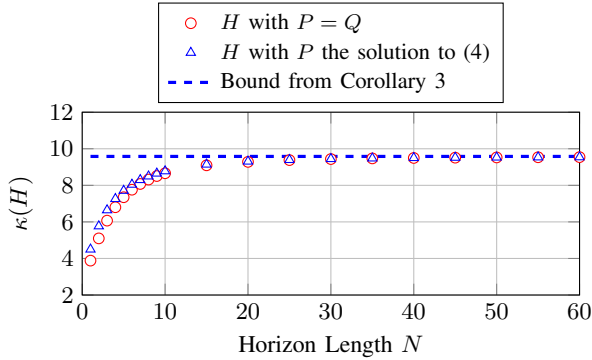
B. Matrix Conditioning

The first numerical results we present examine the Hessian conditioning. The preconditioners were implemented using Julia 1.6.1, and the COSMO solver (version 0.8.1) [20] was used to compute the SDP preconditioner from [5]. Figures 1a and 2a show that the limits presented in Theorem 1(b) are attained as the horizon length increases. Note that the rate at which the finite-dimensional Hessian's condition number approaches the bound is system-dependent, with the Schur-stable system (18) converging within 0.01% of the bound by $N = 40$, and the inverted pendulum system by $N = 225$.

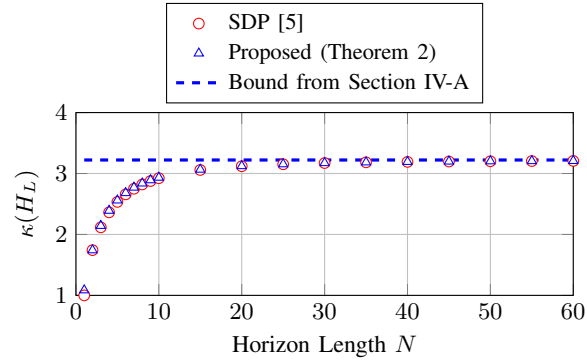
As described in Section IV-A, the condition number bound of Theorem 1(b) can be used to analyze the preconditioned Hessian, and is shown in Figures 1b and 2b. The bound was computed for the proposed preconditioner by finding L using Theorem 2, then substituting (17) into Theorem 1(b). Note that the bound computed with L from Theorem 2 does not hold for the SDP preconditioner from [5], since L will be different between the two preconditioners. Additionally, the SDP preconditioner does not guarantee that L_N will be block Toeplitz, so Theorem 1 cannot be used to compute horizon-independent limits when it is used.

Comparing the proposed preconditioner against the existing SDP preconditioner shows that they produce nearly identical condition numbers, as can be seen in Figures 1b and 2b and Table I. Proposition 2 can also be seen in Figure 2b, where the conditioning of the Hessian is not affected by the preconditioners, since the inverted pendulum is a single-input system.

As shown in Table I, both the SDP preconditioner and our proposed preconditioner decrease the condition number by 66% for the Schur-stable system (18) and the already Schur-stable non-prestabilized distillation column, and decrease the condition number for the ill-conditioned Schur-stable system (19) by 97%. Applying the preconditioner to the prestabilized inverted pendulum system has no effect,



(a) Original Hessian



(b) Preconditioned Hessian

Fig. 1. Condition number versus the horizon length of the condensed Hessian for the Schur-stable system (18)

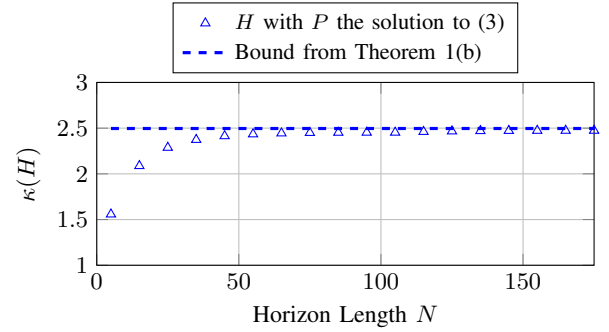
leaving the condition number nearly identical to the original, since this system is single-input.

C. Performance

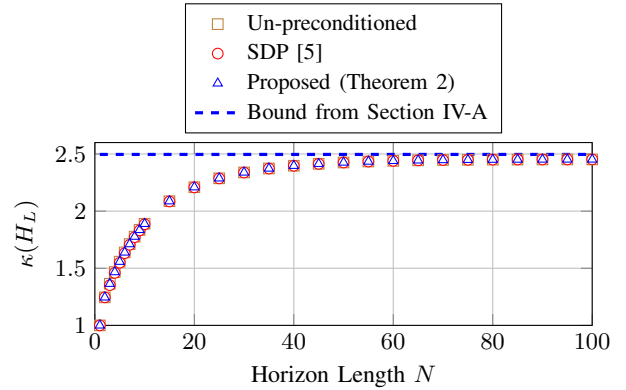
To test the effect of the preconditioners on the performance of a first-order method for the CLQR problem, the Fast Gradient Method (FGM) was implemented in Julia using the constant step-size scheme [21] and gradient map stopping criteria [22, Section 6.3.1] with a desired error of 10^{-5} . The inequality constraints were implemented through projection operations, with the non-prestabilized problems being simple projections onto a box and the prestabilized problems requiring a more complex projection algorithm. In these examples, the projections for the prestabilized problems were computed by solving the projection QP directly; however, in an embedded application other techniques like an explicit QP [23] can be used instead.

We present two types of iteration results in Table II: the actual iterations taken by the FGM and the cold-start Upper Iteration Bound (UIB) from [5]. The UIB will be the worst-case number of iterations needed to achieve convergence regardless of the number of active constraints in the solution, while the actual iterations is the number taken on a single example QP for the CLQR problem. The proposed preconditioner gives a 2.1x actual and 2.6x UIB speedup for the Schur-stable system (18), a 3.6x actual and 2.25x UIB speedup for the non-prestabilized distillation column, and a 4.5x actual and 9.5x UIB speedup for the ill-conditioned Schur-stable system (19).

When the SDP preconditioner is applied to the non-prestabilized inverted pendulum, it has no effect on the iterations required for the FGM to converge, requiring 51 iterations in both cases. Applying a prestabilizing controller to the inverted pendulum gives a 12.75x speedup, while prestabilizing the distillation column produces a



(a) Original Hessian



(b) Preconditioned Hessian

Fig. 2. Condition number versus the horizon length of the pre-stabilized condensed Hessian for the inverted pendulum system.

TABLE I
CONDITION NUMBER OF THE PRECONDITIONED HESSIAN.

System	Original	SDP [5]	Proposed (Thm. 2)
Schur-stable (18)	8.776	2.922	2.933
Ill-conditioned Schur-stable (19)	254.66	7.415	7.500
Inverted pendulum (non-prestabilized)	42.512	42.468	(Not computable)
Inverted pendulum (LQR prestabilized)	1.889	1.884	1.889
Distillation column (non-prestabilized)	21.527	7.175	7.175
Distillation column (LQR prestabilized)	3.004	1.017	1.025

speedup of 9.6x, a larger speedup than just preconditioning the non-prestabilized system.

The proposed preconditioner is also faster to compute than the SDP preconditioner, with timing results for the example systems given in Table III. These results show at least an order of magnitude difference in the computation times, with the proposed preconditioner requiring 2.5 ms to compute for the non-prestabilized distillation column versus 151.74 seconds for the SDP preconditioner.

VI. CONCLUSIONS

In this work we presented a new preconditioner that is based on the block Toeplitz structure of the Hessian for the condensed CLQR problem when using either a prestabilizing LQR controller or a Schur-stable system with appropriate choice of P . We showed that this preconditioner is comparable to an existing SDP preconditioner on several numerical examples, and can lead to speedups of between 2.1x and 9.6x for the Fast Gradient Method. The proposed preconditioner

TABLE II
ITERATIONS REQUIRED FOR COLD-START CONVERGENCE OF THE
FAST GRADIENT METHOD TO $\epsilon=10^{-5}$.

System	None ¹	SDP [5] ¹	Proposed (Thm. 2) ¹
Schur-stable (18)	42 / 19	16 / 9	16 / 9
Ill-conditioned Schur-stable (19)	294 / 114	32 / 25	31 / 25
Inverted pendulum (non-prestabilized)	143 / 51	129 / 51	(Not computable)
Inverted pendulum (LQR prestabilized)	18 / 3	17 / 3	18 / 3
Distillation column (non-prestabilized)	97 / 48	43 / 25	43 / 25
Distillation column (LQR prestabilized)	22 / 5	3 / 3	3 / 3

¹ Cold-start upper iteration bound from [5] / actual iterations

TABLE III
TIME REQUIRED FOR COMPUTING THE PRECONDITIONERS.

System	SDP [5] (ms)	Proposed (Thm. 2) (ms)
Schur-stable (18)	197.4	0.213
Ill-conditioned Schur-stable (19)	142.9	0.218
Inverted pendulum (non-prestabilized)	18.69	(Not computable)
Inverted pendulum (LQR prestabilized)	17.45	0.218
Distillation column (non-prestabilized)	151746	2.543
Distillation column (LQR prestabilized)	81929	2.545

is also faster to compute than the SDP preconditioner, especially for long-horizon problems like the distillation column example.

This work also highlighted the relationship between the transfer function and the spectrum of the condensed Hessian. We derived results relating the extrema of the condensed Hessian's spectrum to the extrema of the spectrum for a complex-valued matrix symbol formed using the weighting matrices and the system's transfer function, and showed that these results can be used to obtain bounds on the condition number of the Hessian when using our proposed preconditioner. The examples also showed that the numerical prestabilization controller K has a direct effect on the spectrum of the Hessian, so preconditioning could also be achieved through a careful choice of K instead of applying a separate preconditioner (at the expense of turning the constraint sets into more complex shapes). Future work could explore developing a preconditioner based on loop-shaping of the system to reduce the Hessian's condition number.

The derivation and examples in this work focused on preconditioning the primal QP for the CLQR problem, however it is also common to use a dual form of (2) with gradient algorithms such as the Dual Gradient Projection or Dual Fast Gradient Method. The preconditioner defined in Theorem 2 could be extended to handle the dual problem by using the diagonal blocks of the dual Hessian in the preconditioner instead. Further work is needed to extend the theoretical bounds for the preconditioned Hessian in Section IV-A though, since it isn't known if the dual Hessian possesses a block Toeplitz structure like the primal Hessian.

REFERENCES

- [1] S. Lucia, M. Kögel, P. Zometa, D. E. Quevedo, and R. Findeisen, "Predictive control, embedded cyberphysical systems and systems of systems - A perspective," *Annual Reviews in Control*, vol. 41, pp. 193–207, 2016.
- [2] A. Malyshev, R. Quirynen, and A. Knyazev, "Preconditioning of conjugate gradient iterations in interior point MPC method," *IFAC-PapersOnLine*, vol. 51, no. 50, pp. 394–399, 2018.
- [3] R. Quirynen, A. Knyazev, and S. D. Cairano, "Block Structured Preconditioning within an Active-Set Method for Real-Time Optimal Control," in *2018 European Control Conference (ECC)*. Limassol, Cyprus: IEEE, 2018, pp. 1154–1159.
- [4] P. Giselsson and S. Boyd, "Preconditioning in Fast Dual Gradient Methods," in *53rd IEEE Conference on Decision and Control (CDC)*. Los Angeles, CA: IEEE, 2014, pp. 5040–5045.
- [5] S. Richter, C. N. Jones, and M. Morari, "Computational Complexity Certification for Real-Time MPC With Input Constraints Based on the Fast Gradient Method," *IEEE Transactions on Automatic Control*, vol. 57, no. 6, pp. 1391–1403, 2012.
- [6] K. Zhou, J. C. Doyle, and K. Glover, *Robust and Optimal Control*. Englewood Cliffs, NJ: Prentice Hall, 1996.
- [7] M. Miranda and P. Tilli, "Asymptotic spectra of Hermitian block Toeplitz matrices and preconditioning results," *SIAM Journal on Matrix Analysis and Applications*, vol. 21, no. 3, pp. 867–881, 2000.
- [8] D. Q. Mayne, J. B. Rawlings, C. V. Rao, and P. O. Scokaert, "Constrained model predictive control: Stability and optimality," *Automatica*, vol. 36, no. 6, pp. 789–814, 2000.
- [9] J. A. Rossiter, B. Kouvaritakis, and M. J. Rice, "A Numerically Robust State-Space Approach to Stable-Predictive Control Strategies," *Automatica*, vol. 34, no. 1, pp. 65–73, 1998.
- [10] O. J. Rojas and G. C. Goodwin, "On the asymptotic properties of the Hessian in discrete-time linear quadratic control," in *2004 American Control Conference (ACC)*. Boston, MA: IEEE, 2004, pp. 239–244.
- [11] G. C. Goodwin, M. M. Seron, and J. A. De Dona, *Constrained Control and Estimation - An Optimisation Based Approach*. London, UK: Springer, 2005.
- [12] J. Gutiérrez-Gutiérrez and P. M. Crespo, "Block Toeplitz Matrices: Asymptotic Results and Applications," *Foundations and Trends in Communications and Information Theory*, vol. 8, no. 3, pp. 179–257, 2012.
- [13] K. B. Peterson and M. S. Pederson, "The Matrix Cookbook," 2012.
- [14] R. A. Horn and C. R. Johnson, *Matrix Analysis*, 2nd ed. Cambridge, UK: Cambridge University Press, 2013.
- [15] —, *Topics in Matrix Analysis*. Cambridge, UK: Cambridge University Press, 1994.
- [16] R. H. Chan and X.-Q. Jin, *An Introduction to Iterative Toeplitz Solvers*. Philadelphia, PA, USA: SIAM, 2007.
- [17] G. Strang, "A Proposal for Toeplitz Matrix Calculations," *Studies in Applied Mathematics*, vol. 74, no. 2, p. 171–176, 1986.
- [18] C. N. Jones and M. Morari, "The Double Description Method for the Approximation of Explicit MPC Control Laws," in *47th IEEE Conference on Decision and Control (CDC)*. Cancun, Mexico: IEEE, 2008, pp. 4724–4730.
- [19] "Benchmark Problems for Control System Design: Report of the IFAC Theory Committee," IFAC, Tech. Rep., 1990. [Online]. Available: <https://taskforce.ifac-control.org/industry-committee/reference-materials/benchmark-problems/>
- [20] M. Garstka, M. Cannon, and P. Goulart, "COSMO: A conic operator splitting method for large convex problems," in *2019 18th European Control Conference (ECC)*. Naples, Italy: IEEE, Jun. 2019, pp. 1951–1956.
- [21] J. L. Jerez, P. J. Goulart, S. Richter, G. A. Constantinides, E. C. Kerrigan, and M. Morari, "Embedded Online Optimization for Model Predictive Control at Megahertz Rates," *IEEE Transactions on Automatic Control*, vol. 59, no. 12, pp. 3238–3251, 2014.
- [22] S. Richter, "Computational complexity certification of gradient methods for real-time model predictive control," Doctoral Thesis, ETH Zurich, 2012.
- [23] S. Merkli, J. Jerez, A. Domahidi, R. S. Smith, and M. Morari, "Circuit Generation for Efficient Projection onto Polyhedral Sets in First-Order Methods," in *2015 European Control Conference (ECC)*. Linz, Austria: IEEE, 2015, pp. 3440–3445.