

The magnetic effect on strongly correlated system with two currents near the QCP from holography

Jaeha Lee,^a Sang-Jin Sin,^b Geunho Song^b

^a*The division of physics, mathematics and astronomy, California Institute of Technology, Pasadena, CA 91125, USA*

^b*Department of Physics, Hanyang University, Seoul 04763, South Korea*

E-mail: jaeha@caltech.edu, sjsin@hanyang.ac.kr, sgh8774@gmail.com

ABSTRACT: We study the magnetic effect in strongly interacting system with two conserved currents near the quantum critical point (QCP). For this purpose, we introduce the hyper-scaling violation geometry with the blackhole. Considering the perturbation near the background geometry, we compute the transport coefficients using holographic methods. We calculated the magneto-transport for general QCP and discuss the special point $(z, \theta) = (3/2, 1)$ where the data of Dirac material were well-described previously.

KEYWORDS: Gauge/Gravity duality, hyper-scaling violation, quantum critical points, transports

Contents

1	Introduction	1
2	The two currents model with magnetic impurity in hyperscaling violating geometry	2
3	Conserved currents and DC transports	5
4	Conclusion	9

1 Introduction

For the strongly correlated system, the particle nature often is absent so that theories based on quasi-particles such as Landau-Fermi liquid theory fail. The strong correlation can happen even for weakly interacting system when the Fermi surface can be tuned to be very small, because then the electron-hole pairs which screen the Coulomb interaction are not sufficiently created due to the smallness of the Fermi surface. Therefore, any Dirac fluid can be strongly correlated as far as it has the small Fermi surface, which is already shown in the clean graphene [1, 2] and in the surface of the topological insulator with magnetic doping [3–5]. To describe such system, we need to find a new way. We consider the quantum critical point (QCP), where the microscopic details in UV are irrelevant and most of the information in UV is apparently lost in low energy probe in the sense of the coarse graining. This apparent loss of information is very similar to black hole system and this similarity between a QCP and a blackhole is the important motivation to use the holography to analyze the strongly correlated electron system. A QCP can be characterized by (z, θ) which is defined by the dispersion relation $\omega \sim k^z$ and the entropy density $s \sim T^{(d-\theta)/z}$. We can use a geometry with the same scaling symmetry respected $(t, r, x) \rightarrow (\lambda^z t, \lambda^{-1} r, \lambda x)$:

$$ds^2 = r^{-\theta} \left(-r^{2z} dt^2 + \frac{dr^2}{r^2} + r^2 d\vec{x}^2 \right). \quad (1.1)$$

which is called hyper-scaling violation (HSV) geometry.

In our previous works [6–9], we described the clean graphene and the topological insulator with magnetic doping in some parameter regions by using holographic method. For the surface of the topological insulator, we introduced just one current with a interaction to encode the magnetic doping [8, 9]. We calculated magneto-conductivity and investigated the phase transitions from weak localization to weak anti-localization. As in the case of the graphene, it turns out that we can have the better fit for $(z, \theta) = (3/2, 1)$ than $(1, 0)$.

For the graphene, we need two currents model [6, 7]: when the electron and hole densities fluctuate from their equilibrium states, the system is supposed to reduce the difference by creating or absorbing electron-pair:

$$e^- \leftrightarrow e^- + h^+ + e^-, \quad h^+ \leftrightarrow h^+ + h^+ + e^-. \quad (1.2)$$

In this process, the energy and momentum should be conserved. For the graphene, however, the kinematically available states are severely reduced [10] due to the geometry of the Dirac cone and this constraints makes the two currents J_e and J_h independently conserved. Hence, we need the two independent currents to describe the graphene. In [7], we analyzed the two currents model for hyperscaling violation geometry (HSV), and we found that the theory with a QCP at $(z, \theta) = (3/2, 1)$ than $(1, 0)$ studied in [8]. The value $\theta = 1$ is important because the holographic background with dual Fermi surface has the effective dimension $d_{eff} = d - \theta$ and the system with fermi surface should have $d_{eff} = 1$ so that $\theta = 1$ can describe the character of fermion in this aspect. Indeed, we found that $(z, \theta) = (3/2, 1)$ can fit the data better therefore qualified as more proper critical exponent both in graphene and topological insulator.

In this paper, we study the holographic model with the two currents and a particular interaction which is shown to describe magnetically doped material[8, 9]. We calculated all transport coefficients and demonstrated some typical behavior of the magneto-transport. Although we don't have any experimental results for magnetically doped graphene, our work can be considered as predictions for the magnetic effect for graphene or other material which need two or more currents due to the presence of two layers or two valleys.

2 The two currents model with magnetic impurity in hyperscaling violating geometry

We start from a 4-dimensional action with asymptotically hyperscaling geometry $g_{\mu\nu}$, which includes a dilaton field ϕ , a gauge fields A_μ to complete the asymptotic hyperscaling violating geometry, two extra gauge fields $B_\mu^{(a)}$ which are dual to two conserved currents, and the axion fields χ_1, χ_2 to break the translational symmetry.

$$\begin{aligned} S &= \int_{\mathcal{M}} d^4x (\mathcal{L}_0 + \mathcal{L}_{int}) \\ \mathcal{L}_0 &= \sqrt{-g} \left(R + \sum_{i=1}^2 V_i e^{\gamma_i \phi} - \frac{1}{2} (\partial\phi)^2 - \frac{1}{4} Z_A F^2 - \sum_a \frac{1}{4} Z_a G_{(a)}^2 - \frac{1}{2} Y \sum_i (\partial\chi_i)^2 \right) \\ \mathcal{L}_{int} &= - \sum_{a,i=1,2} \frac{q\chi_a}{16} (\partial\chi_i)^2 \epsilon^{\mu\nu\rho\sigma} G_{\mu\nu}^{(a)} G_{\rho\sigma}^{(a)} \end{aligned} \quad (2.1)$$

where $F = dA$, $G_{(a)} = dB_a$. We use the ansatz

$$Z_A = e^{\lambda\phi}, \quad Z_a = \bar{Z}_a e^{\eta\phi}, \quad Y = e^{-\eta\phi}, \quad \chi_i = \beta x_i, \quad (2.2)$$

where β denotes the strength of momentum relaxation. The equations of motion for gauge fields and gravity are given by

$$\partial_\mu(\sqrt{-g}g^{\mu\nu}Y\sum_i\partial_\nu\chi_i)+\sum_{a,i=1,2}\frac{q_{\chi_a}}{8}\partial_\mu(\epsilon^{\rho\sigma\lambda\gamma}G_{\rho\sigma}^{(a)}G_{\lambda\gamma}^{(a)}g^{\mu\nu}\partial_\nu\chi_i)=0, \quad (2.3)$$

$$\partial_\mu(\sqrt{-g}Z_AF^{\mu\nu})=0, \quad \partial_\mu(\sqrt{-g}Z_aG_a^{\mu\nu}+\frac{q_{\chi_a}}{4}\sum_i(\partial\chi_i)^2\epsilon^{\alpha\beta\mu\nu}G_{\alpha\beta}^{(a)})=0, \quad (2.4)$$

$$R_{\mu\nu}=\frac{1}{2\sqrt{-g}}g_{\mu\nu}\mathcal{L}_0+\frac{1}{2}\partial_\mu\phi\partial_\nu\phi+\frac{Y}{2}\sum_i\partial_\mu\chi_i\partial_\nu\chi_i+\frac{1}{2}Z_AF_\mu^\rho F_{\nu\rho}+\sum_a^2\frac{1}{2}Z_aG_{(a)\mu}^\rho G_{\nu\rho}^{(a)}+\sum_{a,i=1,2}\frac{q_{\chi_a}}{16}\frac{1}{\sqrt{-g}}(\partial_\mu\chi_i)(\partial_\nu\chi_i)\epsilon^{\rho\sigma\lambda\gamma}G_{\rho\sigma}^{(a)}G_{\lambda\gamma}^{(a)} \quad (2.5)$$

$$\square\phi+\sum_iV_i\gamma e^{\gamma\phi}-\frac{1}{4}Z'_A(\phi)F^2-\frac{1}{4}\sum_aZ'_a(\phi)G_a^2-\frac{1}{2}Y'(\phi)\sum_i(\partial\chi_i)^2=0. \quad (2.6)$$

The solution for the dilaton field is given by

$$\phi(r)=\nu\ln r, \quad \text{with } \nu=\sqrt{(2-\theta)(2z-2-\theta)}. \quad (2.7)$$

By solving the equations of motion, we can get the gauge couplings and dilaton coupling Z_A , Z_a , and Y as followings:

$$Z_A(\phi)=e^{\lambda\phi}=r^{\theta-4}, \quad Z_a(\phi)=\bar{Z}_ae^{\eta\phi}=\bar{Z}_ar^{2z-\theta-2}, \quad Y(\phi)=e^{-\eta\phi}, \quad (2.8)$$

where $\lambda=(\theta-4)/\nu$, $\eta=\nu/(2-\theta)$.

Other exponents and potentials are given by

$$\gamma_1=\frac{\theta}{\nu}, \quad \gamma_2=\frac{\theta+2z-6}{\nu}, \quad V_1=\frac{z-\theta+1}{2(z-1)}q_A^2, \quad V_2=\frac{H^2(2z-\theta-2)}{4(z-2)} \quad (2.9)$$

where H is a constant magnetic field and $q_A=\sqrt{2(-1+z)(2+z-\theta)}$. Finally, we have the following background solutions:

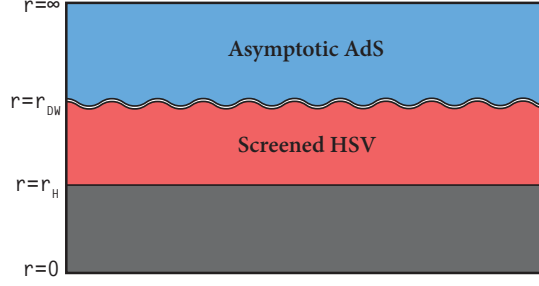
$$A=a(r)dt, \quad B_a=b_a(r)dt-\frac{1}{2}Hydx+\frac{1}{2}Hxdy, \quad (2.10)$$

$$\chi=(\beta x, \beta y), \quad (2.11)$$

$$ds^2=r^{-\theta}\left(-r^{2z}f(r)dt^2+\frac{dr^2}{r^2f(r)}+r^2(dx^2+dy^2)\right), \quad (2.12)$$

$$f(r)=1-mr^{\theta-z-2}-\frac{\beta^2}{(\theta-2)(z-2)}r^{\theta-2z}+\frac{(\bar{Z}_1q_1^2+\bar{Z}_2q_2^2)(\theta-z)r^{2\theta-2z-2}}{2(\theta-2)}+\frac{(\bar{Z}_1+\bar{Z}_2)H^2r^{2z-6}}{4(z-2)(3z-\theta-4)}-\frac{c_2\beta^2H(q_{\chi_1}q_1+q_{\chi_2}q_2)}{r^{4+2z-3\theta}}+\frac{c_3\beta^4H^2(\frac{q_{\chi_1}}{Z_1}+\frac{q_{\chi_2}}{Z_2})}{r^{6+2z-4\theta}}$$

$$a(r)=\frac{-q_A}{2+z-\theta}(r_{\text{H}}^{2+z-\theta}-r^{2+z-\theta}), \quad b_a(r)=\mu_a-q_ar^{\theta-z}-\frac{c_4q_{\chi_a}\beta^2H}{\bar{Z}_ar^{z-2\theta+2}}, \quad (2.13)$$



(a) The scheme of embedding HSV to AdS

Figure 1. The schematic figure of our geometry. The region inside the blackhole is colored with gray and there is a domain wall ($r = r_{DW}$) somewhere between *AdS* boundary and blackhole horizon at r_H .

where $a = 1, 2$ and c_2, c_3, c_4 are given by

$$c_2 = \frac{(z - \theta)}{(\theta - 2)(2\theta - z - 2)}, \quad c_3 = \frac{1}{2(2 - \theta)(4 + z - 3\theta)}, \quad c_4 = \frac{1}{2\theta - z - 2} \quad (2.14)$$

This HSV solution should be embedded into asymptotically AdS spacetime so that it is just the IR part of the total domain-wall solution. Here, we only conceptually embedded but did not write down the explicit solution in the entire region, since it is not important for the computation of the DC transports [11]. See figure 1.

We can define the conserved charge from the equations of motion for the gauge fields B_a as the constants of integration

$$\begin{aligned} Q_a &= \sqrt{-g} Z_a G_{(a)}^{tr} + \frac{q_{\chi_a}}{4} \sum_i (\partial \chi_i)^2 \epsilon^{\alpha\beta tr} G_{\alpha\beta}^{(a)} \\ &= \bar{Z}_a q_a (z - \theta) = (z - \theta) \left(\mu_a \bar{Z}_a r_H^{z-\theta} + \frac{q_{\chi_a} \beta^2 r_H^{-2+\theta}}{2 + z - 2\theta} \right) \end{aligned} \quad (2.15)$$

The entropy density and the Hawking temperature are given by

$$s = 4\pi r_H^{2-\theta}, \quad (2.16)$$

$$4\pi T = (z + 2 - \theta) r_H^z - \frac{\beta^2 r_H^{\theta-z}}{2 - \theta} - \frac{r_H^{2\theta-2-z}}{2(2 - \theta)} \sum_{a=1,2} \frac{1}{\bar{Z}_a} (\Theta_a H - Q_a)^2 - \bar{Z} \frac{H^2 r_H^{3z-6}}{4(2 - z)} \quad (2.17)$$

where $\Theta_a = q_{\chi_a} \beta^2 r_H^{\theta-2}$ and $\bar{Z} = \sum_{a=1,2} \bar{Z}_a$.

3 Conserved currents and DC transports

We consider following perturbations to compute the transport coefficients based on the idea of linear response theory [11]:

$$\delta g_{ti} = h_{ti}(r) + t f_{3i}(r), \quad \delta g_{ri} = h_{ri}(r), \quad \delta B_{ai} = \tilde{b}_{ai} - t f_{ai}, \quad \delta \chi_i = \varphi_i(r). \quad (3.1)$$

We take the functions $f_i(r)$ as

$$\begin{aligned} f_{1i} &= -E_{1i} + \zeta_i b_1(r) \\ f_{2i} &= -E_{2i} + \zeta_i b_2(r) \\ f_{3i} &= -\zeta_i U(r) \end{aligned} \quad (3.2)$$

to make the linearised Einstein equations time-independent. Here, E_{ai} are the external electric fields and ζ_i is thermal gradient which is defined as $\zeta_i = -(\nabla_i T/T)$. In the final expression for the each conserved currents, we will set $E_{1i} = E_{2i} = E_i$. Since all the transports can be computed at the event horizon, we need to find the regularity condition at the horizon. We take the Eddington-Finkelstein coordinates (v, r) where the background metric is regular at the horizon,

$$ds^2 = -U dt^2 - 2\sqrt{UV} dv dr + W d\vec{x}^2 \quad (3.3)$$

where $v = t + \int dr \sqrt{V/U}$. In this coordinates, the metric perturbation is given by

$$\delta g_{\mu\nu} dx^\mu dx^\nu = h_{tx} dv dx + \left(h_{rx} - \sqrt{\frac{V}{U}} h_{tx} \right) dr dx. \quad (3.4)$$

To guarantee the regularity of the metric with perturbation at the horizon, we demand the last term to vanish at the horizon so that

$$h_{ri} \sim \sqrt{\frac{V}{U}} h_{ti}. \quad (3.5)$$

The gauge fields can be reexpressed in the Eddington-Finkelstein coordinates to get the regularity condition at the event horizon:

$$\delta B_{ai} \sim \tilde{b}_{ai} + E_{ai} v - E_{ai} \int dr \sqrt{\frac{V}{U}}. \quad (3.6)$$

Then, the full gauge field have the regular form of $\delta B_{ai} \sim E_{ai} v + \dots$ in the Eddington-Finkelstein coordinates by demanding

$$\tilde{b}'_{ai} \sim \sqrt{\frac{V}{U}} E_{ai}. \quad (3.7)$$

We can define the radially conserved currents which is defined by

$$\begin{aligned}
J_a^\mu &= \sqrt{-g} Z_a G^{\mu r}_{(a)} + \frac{q_{\chi_a}}{4} \sum_i (\partial \chi_i)^2 \varepsilon^{\alpha\beta\mu r} G_{\alpha\beta}^{(a)}, \\
Q_i &= \frac{U^2}{\sqrt{UV}} \left(\frac{h_{ti}}{U} \right)' - \sum_{a=1,2} b_a J_{ai}
\end{aligned} \tag{3.8}$$

where the index $a = 1, 2$ denotes the two currents which are dual to the two gauge fields B_a and $i = x, y$ is the index of directions. Since J_a and Q_i are the conserved quantities along the radial direction so that they can be evaluated at arbitrary value. Hence, it is enough to compute at the horizon [11].

Finally, we can express the boundary current in terms of the external sources and transports coefficients:

$$\begin{aligned}
J_{ai} &= \sum_{bj} (\sigma_{ab})_{ij} E_{bj} + \sum_j (\alpha_a)_{ij} T \zeta_j \\
Q_i &= \sum_{aj} (\bar{\alpha}_a)_{ij} T E_{aj} + \sum_j \bar{\kappa}_{ij} T \zeta_j.
\end{aligned} \tag{3.9}$$

Before we express the transport coefficients explicitly, it will be useful to define following functions for the simple expression:

$$\begin{aligned}
\mathcal{F} &= WY\beta^2 + (Z_1 + Z_2)H^2 - \sum_{a=1,2} \frac{1}{Z_a} (Q_a \Theta_a H - \Theta_a^2 H^2) \\
\mathcal{G} &= \sum_{a=1,2} (Q_a - \Theta_a H)
\end{aligned} \tag{3.10}$$

where $\Theta_a = q_{\chi_a} \beta^2 / W$. One can define the total electric current as $J_i = \sum_a J_{ai}$ and identify the external electric field as $E_{ai} = E_i$. Then, each transport coefficient based on this total current and electric field is given by

$$\begin{aligned}
\sigma_{ij} &= \frac{\partial J_i}{\partial E_j} = \sum_{ab} (\sigma_{ab})_{ij} \\
&= \delta_{ij} \frac{Z (\mathcal{F} + \mathcal{G}^2 / Z) (\mathcal{F} - ZH^2)}{\mathcal{F}^2 + H^2 \mathcal{G}^2} + \epsilon_{ij} \left(\Theta + \frac{ZH\mathcal{G} (2\mathcal{F} + \mathcal{G}^2 / Z - ZH^2)}{\mathcal{F}^2 + H^2 \mathcal{G}^2} \right),
\end{aligned} \tag{3.11}$$

$$\begin{aligned}
\alpha_{ij} &= \frac{1}{T} \frac{\partial J_i}{\partial \zeta_j} = \sum_a (\alpha_a)_{ij} \\
&= \delta_{ij} \frac{s\mathcal{G} (\mathcal{F} - ZH^2)}{\mathcal{F}^2 + H^2 \mathcal{G}^2} + \epsilon_{ij} \frac{sH (\mathcal{G}^2 + Z\mathcal{F})}{\mathcal{F}^2 + H^2 \mathcal{G}^2},
\end{aligned} \tag{3.12}$$

$$\bar{\kappa}_{ij} = \delta_{ij} \frac{s^2 T \mathcal{F}}{\mathcal{F}^2 + H^2 \mathcal{G}^2} + \epsilon_{ij} \frac{s^2 T H \mathcal{G}}{\mathcal{F}^2 + H^2 \mathcal{G}^2} \tag{3.13}$$

where $Z = Z_1 + Z_2$ and $\Theta = \Theta_1 + \Theta_2$. Notice that $\bar{\alpha}_{ij} = \alpha_{ij}$. The resistivity is defined as

the inverse of the conductivity matrix:

$$\begin{aligned}\rho_{ii} &= \frac{\sigma_{ii}}{\sigma_{ii}^2 + \sigma_{ij}^2} = \mathcal{R}_{ii}/\mathcal{D}, \\ \rho_{ij} &= \frac{\sigma_{ij}}{\sigma_{ii}^2 + \sigma_{ij}^2} = \mathcal{R}_{ij}/\mathcal{D}\end{aligned}\quad (3.14)$$

where

$$\begin{aligned}\mathcal{R}_{ii} &= (\mathcal{G}^2 + Z\mathcal{F})(\mathcal{F} - ZH^2), \\ \mathcal{R}_{ij} &= (\mathcal{F}^2 + H^2\mathcal{G}^2)\Theta + H\mathcal{G}(\mathcal{G}^2 + 2Z\mathcal{F} - Z^2H^2), \\ \mathcal{D} &= (Z\mathcal{F} + \mathcal{G}^2)^2 + (\mathcal{F}^2 + \mathcal{G}^2H^2)\Theta^2 + H(Z^2H - 2\mathcal{G}\Theta)(Z^2H^2 - 2Z\mathcal{F} - \mathcal{G}^2).\end{aligned}\quad (3.15)$$

The thermal conductivity κ is defined by the response of the temperature gradient $T\zeta_i$ to the heat current Q_i in the absence of the electric currents J_{ai} . Setting $J_{ai} = 0$ in (3.9), we can write E_{bj} in terms of ζ_j to substituting to the expression of the heat current in (3.9). Then, we can get

$$\kappa = \bar{\kappa} - T(\bar{\alpha}_1(\alpha_1\sigma_{22} - \alpha_2\delta) + \bar{\alpha}_2(\alpha_2\sigma_{11} - \alpha_1\delta))(\sigma_{11}\sigma_{22} - \delta^2)^{-1}\quad (3.16)$$

where $\delta = \sigma_{12} = \sigma_{21}$. Notice that this expression is very similar to that in [6], but it is 2×2 matrices multiplication which is different from the simple scalar multiplication in [6].

The Seebeck coefficient S and the Nernst signal N are given by

$$\begin{aligned}S &= -(\Sigma^{-1} \cdot \mathcal{A})_{xx}, \\ N &= -(\Sigma^{-1} \cdot \mathcal{A})_{yx}\end{aligned}\quad (3.17)$$

where

$$\Sigma = \begin{pmatrix} \sigma_{11} & \delta \\ \delta & \sigma_{22} \end{pmatrix}, \quad \mathcal{A} = \begin{pmatrix} \alpha_1 \\ \alpha_2 \end{pmatrix}\quad (3.18)$$

Here, Σ and \mathcal{A} are 4×4 and 4×2 matrices respectively.

As we discussed in the Introduction, we need the two currents as the independently conserved currents which is identified with J_e and J_h . The total electric current \vec{J} and the total number current \vec{J}_n are defined by $\vec{J} = \sum_a \vec{J}_a \equiv \vec{J}_e + \vec{J}_h$ and $\vec{J}_n = \vec{J}_e - \vec{J}_h$ respectively. Their corresponding densities are related by $Q_1 = q_e n_1$ and $Q_2 = -q_e n_2$ with a charge of electron $q_e = -1$. The total electric charge density and the total number density are defined by $Q = Q_1 + Q_2$ and $Q_n = -Q_1 + Q_2$ and we can connect each density with the proportional constant g_n where $Q_n = g_n Q$. We have the simple expressions for the case in the absence of the external magnetic field as following [7]:

$$\sigma_{xx} = Z \left(1 + \frac{Q^2}{Q_0^2} \right), \quad \kappa_{xx} = \frac{\bar{\kappa}_{xx}}{1 + (1 + g_n^2) \left(\frac{Q^2}{Q_0^2} \right)}\quad (3.19)$$

where $Q_0^2 = WYZ\beta^2$.

In figures 2, 3, we show the typical behaviors of each magnetotransport when $z = 1.5$, $\theta = 1$ and $Q_1 = Q_2 = 0$ where we are interested. Notice that $\kappa_{xy} = 0$ when there's no conserved electric charge. As one can see from Figure 2 and 3, there is no significant

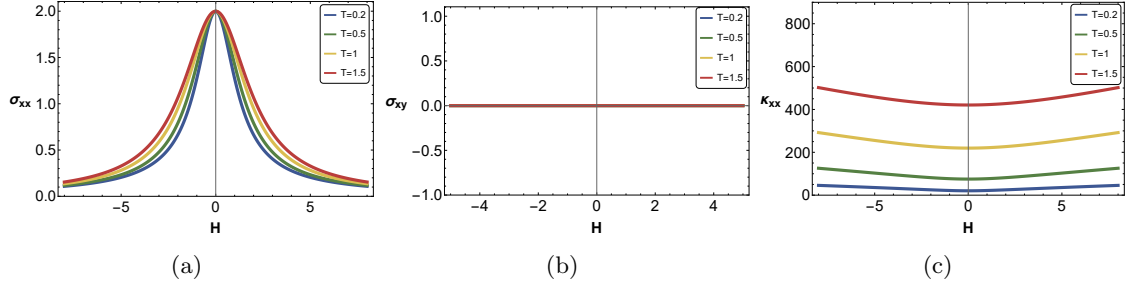


Figure 2. Magnetotransport for $z = 3/2$, $\theta = 1$ without the magnetic impurities. We choose the parameters as $\bar{Z}_1 = \bar{Z}_2 = 1$, $q_{\chi_1} = 0$, $q_{\chi_2} = 0$, $g_n = 3$ and $\beta = 1.5$.

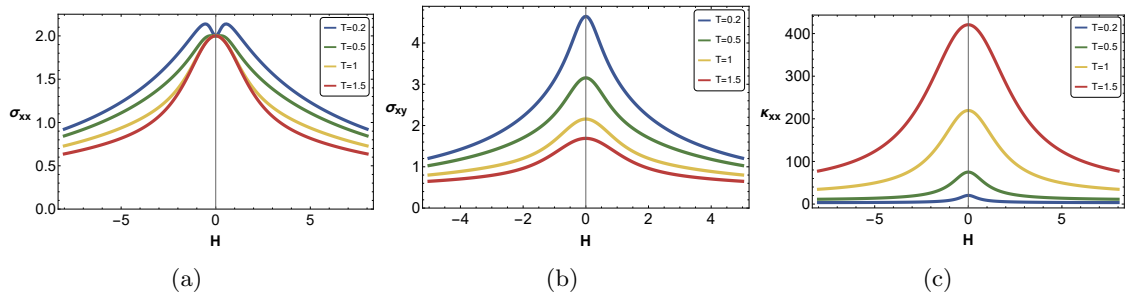


Figure 3. Magnetotransport for $z = 3/2$, $\theta = 1$ with the magnetic impurities. We choose the parameters as $\bar{Z}_1 = \bar{Z}_2 = 1$, $q_{\chi_1} = 1$, $q_{\chi_2} = 2$, $g_n = 3$ and $\beta = 1.5$.

difference between a single current model and two currents model in the qualitative sense compared to the results in [9]. But, as in [6, 7], the two currents model can give the physical implication if there is experimental data to compare with this model. Unfortunately, we don't have any relevant experiments to be conducted so that we leave our results as a qualitative prediction for experiment for the graphene with magnetic doping.

Finally, we set $Q \neq 0$ to see the effect of g_n which corresponds to two current effect. (See Figure 4) Due to the presence of the charge, we have the asymmetric feature in κ_{xx} and this asymmetry is enhanced by g_n . For the larger g_n , we have the non-analytic behavior which comes from (2.17). But, we would like to leave the analysis for this non-analyticity to the future work.

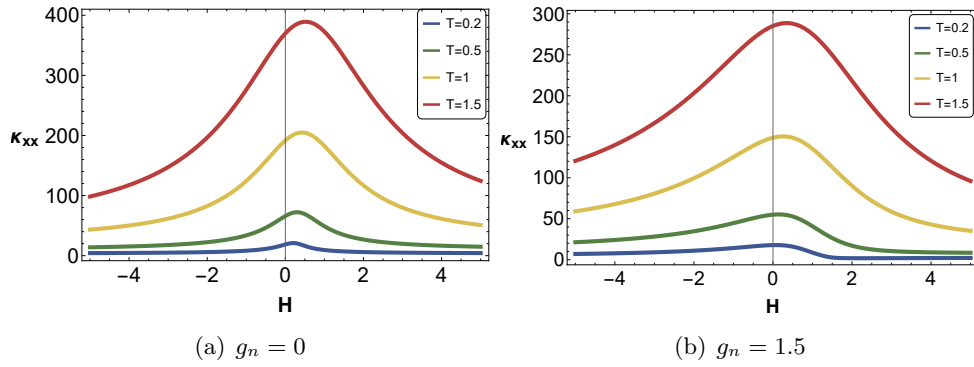


Figure 4. Magnetotransport for $z = 3/2$, $\theta = 1$ with the magnetic impurities. We choose the parameters as $\bar{Z}_1 = \bar{Z}_2 = 1$, $q_{\chi_1} = 1$, $q_{\chi_2} = 2$, $Q = 2$ and $\beta = 1.5$.

4 Conclusion

In this paper, we investigated the two currents model with magnetic doping in the presence of the magnetic field, which is based on [6–9]. From this model, we calculated all transport coefficients. Although we do not expect qualitative difference between a single current and two currents model, the presence of two current are definitely necessary to describe the quantitative data fitting for the material which involve two independent electron system that are very weakly coupled, like graphene [6, 7] or other multi-valley systems or multi-layer systems which will be studied in a future.

Acknowledgments

This work is supported by Mid-career Researcher Program through the National Research Foundation of Korea grant No. NRF-2016R1A2B3007687.

References

- [1] A. Lucas, J. Crossno, K. C. Fong, P. Kim and S. Sachdev, *Transport in inhomogeneous quantum critical fluids and in the Dirac fluid in graphene*, *Phys. Rev.* **B93** (2016) 075426, [[1510.01738](#)].
- [2] J. Crossno, J. K. Shi, K. Wang, X. Liu, A. Harzheim, A. Lucas et al., *Observation of the Dirac fluid and the breakdown of the Wiedemann-Franz law in graphene*, *Science* **351** (Mar., 2016) 1058–1061, [[1509.04713](#)].
- [3] M. Liu, J. Zhang, C.-Z. Chang, Z. Zhang, X. Feng, K. Li et al., *Crossover between weak antilocalization and weak localization in a magnetically doped topological insulator*, *Phys. Rev. Lett.* **108** (2012) 036805.
- [4] D. Zhang et al., *Interplay between ferromagnetism, surface states, and quantum corrections in a magnetically doped topological insulator*, *Physical Review B* **86** (2012) 205127.
- [5] L. Bao, W. Wang, N. Meyer, Y. Liu, C. Zhang, K. Wang et al., *Quantum corrections crossover and ferromagnetism in magnetic topological insulators*, *Scientific reports* **3** (2013) .

- [6] Y. Seo, G. Song, P. Kim, S. Sachdev and S.-J. Sin, *Holography of the Dirac Fluid in Graphene with two currents*, *Phys. Rev. Lett.* **118** (2017) 036601, [[1609.03582](#)].
- [7] G. Song, Y. Seo and S.-J. Sin, *Determination of dynamical exponents of graphene at quantum critical point by holography*, [2007.08143v1](#).
- [8] Y. Seo, G. Song and S.-J. Sin, *Strong Correlation Effects on Surfaces of Topological Insulators via Holography*, *Phys. Rev.* **B96** (2017) 041104, [[1703.07361](#)].
- [9] X.-H. Ge, Y. Seo, S.-J. Sin and G. Song, *New black holes with hyperscaling violation and transports of quantum critical points with magnetic impurity*, *Journal of High Energy Physics* **2020** (jun, 2020) , [[1912.12603v2](#)].
- [10] M. S. Foster and I. L. Aleiner, *Slow imbalance relaxation and thermoelectric transport in graphene*, *Physical Review B* **79** (Feb., 2009) 085415, [[0810.4342](#)].
- [11] A. Donos and J. P. Gauntlett, *Thermoelectric DC conductivities from black hole horizons*, *JHEP* **1411** (2014) 081, [[1406.4742](#)].