

Evidence for Temperature Chaos in Spin Glasses

Qiang Zhai,^{1,*} Raymond L. Orbach,^{1,†} and Deborah L. Schlage²

¹*Texas Materials Institute, The University of Texas at Austin, Austin, Texas 78712, USA*

²*Division of Materials Science and Engineering, Ames Laboratory, Ames, Iowa, 50011, USA*

(Dated: October 20, 2021)

We study the field cooled magnetization of a CuMn spin glass under temperature perturbations. The T -cycling curves are compared with the reference curve without temperature cycling. There is a crossover from the cumulative aging region to noncumulative aging region as the temperature change is increased. The cumulative aging range scales with the chaos length ℓ_c , becoming comparable to the correlation length, ξ , at the crossover boundary. The extracted chaos exponent, $\zeta = 1.1$, is in agreement with theoretical predictions. Our results strongly suggest temperature chaos exists in real spin glasses system.

The equilibrium spin configuration in the spin glass phase [1–3] is predicted to reorient for arbitrarily small temperature variations on a length scale greater than, $\ell_c(T_1, T_2)$, the chaos length [3, 4]. The temperature chaos (TC) effect was first exhibited through a renormalization group approach [5, 6] and $T = 0$ fixed point scaling arguments [3, 4]. It has been studied analytically [7–16] and observed through simulations [17–20] on different lattice structures [21–29] by utilizing improved computable lattice sizes [30] and strategies [31–37], in both droplet-like [38–41] and replica symmetry breaking scenarios [42, 43]. Apart from the many results obtained at equilibrium, a recent simulation study [44] exhibited the evidence of TC in nonequilibrium states using the Edwards-Anderson Ising spin glass model.

In contrast with the relevant accomplishments in theoretical studies, the experimental verification [45–50] of TC remains controversial [51–54]. Because of sluggish glassy dynamics, experiments on spin glasses work exclusively in a nonequilibrium regime, accompanied by aging (logarithmically slow relaxation) [55–58], rejuvenation [59, 60], and memory effects (recovery of the response generated at a temperature stop before successively cooling and heating back to the original temperature) [61–63]. It has been argued that rejuvenation, a renewal of the aging process (or a discontinuity in exploring phase space), can occur without invoking TC. Doubts [64–66] have been cast on these latter claims [67–70], because such findings could be obtained by tuning of parameters [71] or be camouflaged by small timescales, lattice size [72], and cooling rates effects [73] in simulations. It has been argued further that a second rejuvenation [71, 74], under the protocol when the system is cooled to a lower temperature and then heated back, should be understood within the formalism of TC. A well-established picture of TC in spin glasses will contribute to a better understanding of similar phenomenon in more general random systems [75–80] and developing quantum annealers [81–84].

Here, we take rejuvenation [49, 85] in the aging

process of the field cooled (FC) magnetization as a sign of the onset of TC. The experimental protocol we employ involves a temperature cycling process, whence the rejuvenation effect should be classified as second rejuvenation. We calibrate the chaos length using the correlation length, ξ , a measure of the size of glassy domains [86], controlled by the varied initial temperature T_1 and fixed aging time t_1 . The scaling relation between the chaos length and the *reversible temperature range* δT^{rev} , where the aging is cumulative between two temperatures in a T -cycling process, is shown to be satisfied. A chaos exponent ζ [4] close to the theoretical value of unity is extracted. These results strongly suggests the existence of TC in the canonical CuMn spin glass.

Experimental design. The underlying premise behind our experiments is based on a length scale argument. In the absence of TC, aging at two temperatures T_1 and T_2 contributes cumulatively to the growth of the correlation length at each temperature. In the presence of TC, the correlation growth at T_1 cannot be projected onto the growth of the correlation length at T_2 , and vice versa. For example, consider aging at T_1 to generate a certain correlation length, $\xi(T_1)$. Upon changing the temperature to T_2 , instantaneously $\xi(T_2) = \xi(T_1)$. If $\ell_c(T_1, T_2)/\xi(T_1) \geq 1$, aging at T_2 continues the correlation length growth from $\xi(T_1)$. If, however, $\ell_c(T_1, T_2)/\xi(T_1) < 1$, the system experiences incoherent spin flipping dynamics. In T -cycling experiments, the situation is further complicated because, during the process of heating the system back to T_1 , $\xi(t)$ is changing with time, while the chaos length $\ell_c(T_1, T_2)$ is fixed by the temperature separation. This complication will be discussed in detail below.

We chose working with the FC magnetization [87], the magnetization response of a sample aged in a constant field without field change after being cooled to T_1 from above T_g , rather than conventional alternatives like zero field cooled (ZFC) [88, 89] magnetization or thermoremanent (TRM) magnetization [85, 90]. This is

to eliminate the possible chaos induced by a magnetic field change [91, 92].

Our specific protocol consists of two parts, one to measure the field cooled magnetization, $M_{\text{FC}}(t, T_1, H)$, without a temperature perturbation as the *reference curve*; and the other, temperature cycling to study cumulative aging and TC. The reference curve was measured by cooling the sample from 40 K, well above T_g , the spin glass condensation temperature, to the measurement temperature, T_1 , in a constant field $H = 40$ Oe, at 10 K/min. After the temperature was stabilized at T_1 for 100 s, the reference curve magnetization, $M_{\text{FC}}^{\text{ref}}(t, T_1)$, was recorded.

In the T -cycling experiment, the sample was cooled from 40 K to T_1 at 10 K/min, and the magnetization recorded under the same temperature stabilization condition for a duration of 10^4 s. For clarity, the first aging period is denoted as t_1 , and the instantaneous point in time before dropping the temperature further is referred to as \hat{t}_1 . After \hat{t}_1 , the temperature was lowered to $T_2 = T_1 - \Delta T$. The temperature cooling rate was adjusted to lie between a range of 8 mK/min to 100 mK/min in order to minimize temperature down-shoot after reaching T_2 . After $t_2^{(1)} = 10^3$ s aging at T_2 , the sample was heated back with a symmetrical heating profile to T_1 , again avoiding temperature overshoot.

It should be noted that because of the finite cooling rates, the correlation length will continue to grow during the cooling and heating process. The time spent in the cooling and heating process between T_1 and T_2 is denoted as $t_2^{(2)}$, of the order of 100 s. Together with $t_2^{(1)}$, the total time spent during temperature cycling would be $t_2 = t_2^{(1)} + t_2^{(2)}$. The magnetization was recorded 100 s after the temperature was stabilized at T_1 , during the period t_3 , and was denoted as $M_{\text{FC}}^{\text{cy1}}(T_1, t_3; T_2, t_2; T_1, t_1)$. It should be emphasized that the magnetization measurements were conducted during t_1 and t_3 at T_1 only. The time and temperature profile as a function of time are plotted in Fig. 1 in the Supplemental Materials (SM).

One needs an appropriate method to characterize the reference curve, and the T -cycling curve, in order to interpret the experimental results. Traditionally, a collapse of a family of curves to a master curve [85], and the effective aging time [49], t_w^{eff} (defined as the time when the relaxation curve, $S(t) = dM(t)/d\log(t)$, peaks), have been used to characterize the aging curves. The former needs additional parameterization in order to convert the physical time into reduced time [93]. For the latter, the time at which $S(t)$ peaks becomes more difficult to extract for long waiting times, as the $S(t)$ curve broadens substantially. Moreover, the relaxation

curve is measured under a change of magnetic field. The effective aging time is reduced as a function of field and correlation length [94, 95], leaving the assumption that $t_w \sim t_w^{\text{eff}}$ [49] to be somewhat precarious for large values of ξ , where t_w is the time before a field is switched on or off. This may explain why the data points do not overlap well at the timescale of 10^5 s in the cumulative aging range reported in Ref. [49]. Along with possible magnetic field induced chaos, these factors may be responsible for their small value of ζ that lies well outside the theoretical estimates.

Because TC has been reported to be a subtle [43] and gradual [34] effect, we have chosen to overlap the cycling curve and reference curves directly. The drawback of our approach is the vulnerability of signal quality to external noise. A squid signal jump caused by environment noise ruins a set of measurements. Note that before \hat{t}_1 , there is no difference in protocols between the reference curve and the T -cycling curve measurements, $M_{\text{FC}}^{\text{cy1}}(T_1, t_1)$ and $M_{\text{FC}}^{\text{ref}}(t)$ can be overlapped directly. After \hat{t}_1 , if a time translation δt can be found, such that $M_{\text{FC}}^{\text{cy1}}(T_1, t_3 + \delta t; T_2, t_2; T_1, t_1) = M_{\text{FC}}^{\text{ref}}(t, T_1)$, the aging can be taken as cumulative and reversible. Otherwise, when the overlap process fails, rejuvenation is signaled as a consequence of TC.

The sample used in our experiments is a 6 at. % CuMn single crystal [96] grown at the Ames Lab with a spin glass transition temperature $T_g = 31.5$ K. Details of the preparation of the sample can be found in the SM. The magnetization measurements were taken on a Quantum Design commercial superconducting quantum interference device. The temperature sensor is located within 5 mm of the sample.

The transition to temperature chaos. In order to observe the transition from cumulative aging to noncumulative aging (i.e., temperature chaos), we fixed T_1 , and gradually lowered the temperature $T_2 = T_1 - \Delta T$, in a series of measurements, until the T -cycling curves could no longer be overlapped with the reference curve. Initially, the ΔT was reduced at 100 mK steps to locate a rough onset of TC. Because the temperature resolution of our measurement was ± 5 mK, a 10 mK temperature step was used thereafter to determine a more accurate boundary between reversible cumulative aging and noncumulative aging. A typical example is shown in Fig. 1 at 18 K, where the approximate magnitude of reversible range is $\delta T^{\text{rev}} = 450$ mK. The same process was repeated for different values of T_1 , down to 14 K. The reversible cumulative aging temperature ranges are listed in Table I. A complete set of data for all the measured temperatures can be found in the SM.

The underlying physical process can be described by

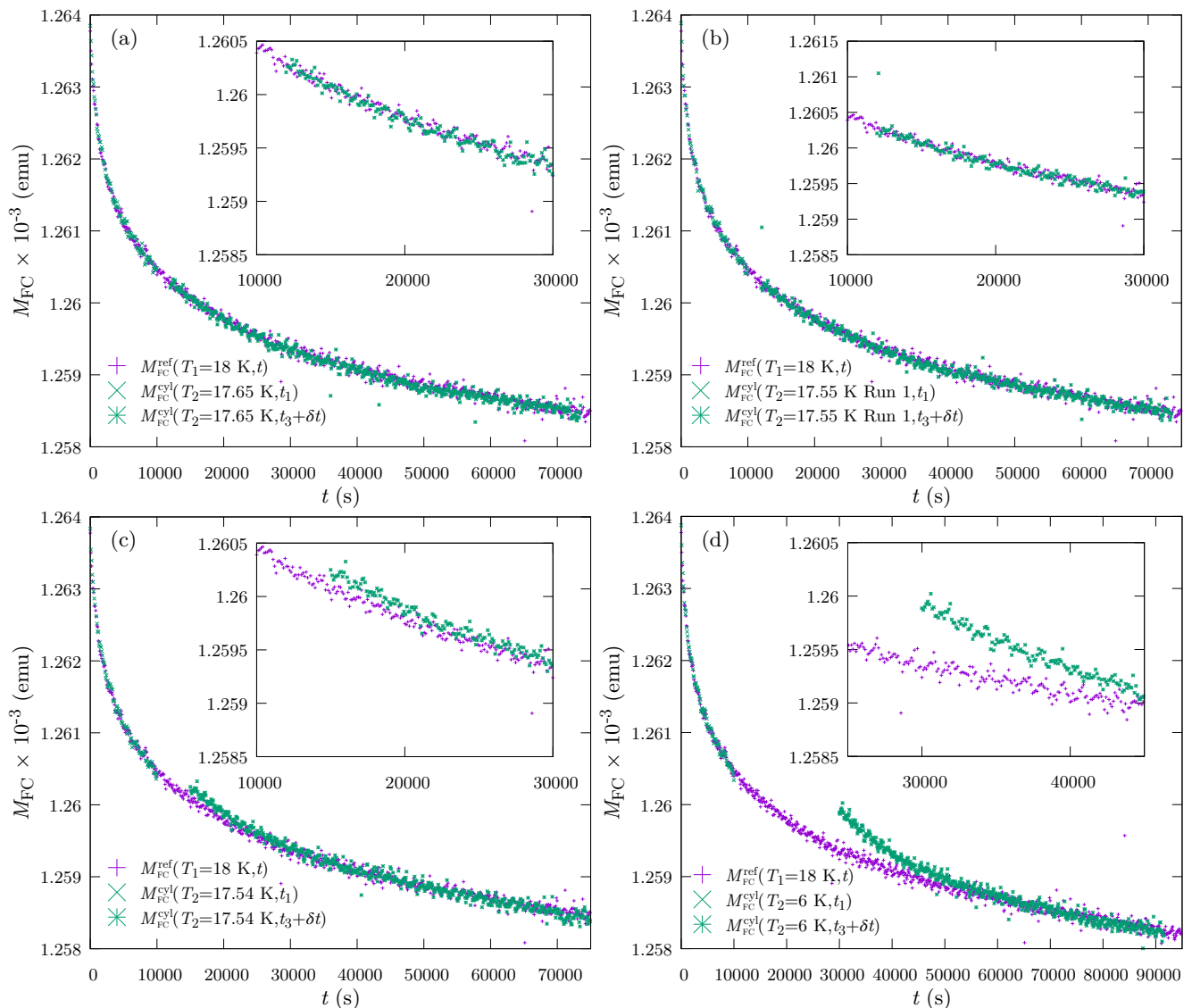


FIG. 1. The example of $T_1 = 18$ K. The temperature is gradually lowered to T_2 after $t_1 \approx 10^4$ s, and heated back after $t_2^{(1)} \approx 10^3$ s. The T -cycling curve is then shifted by δt to overlap the reference curve. In the reversible temperature range, (a) and (b), the cycling curve can be overlapped with the reference curve over the whole period $t_3 \approx 7 \times 10^4$ s. In the chaotic range, (c) and (d), the cycling curve can only be partially overlapped. Thus, we conclude that, at $T = 18$ K, TC sets in for $\Delta T > 450$ mK.

T_1 (K)	18	17	16	15	14
δT^{rev} (mK)	450	510	600	690	800
$t_2^{(T_1)}$ (s)	2000	2000	2500	3000	1500

TABLE I. The extracted reversible cumulative aging range δT^{rev} and the effective aging time $t_2^{(T_1)}$ for different T_1 . The data are sampled every 100 s, the time translation used to overlap to the reference curve is multiples of 100 s.

a competition between the correlation length ξ , and the chaos length $\ell_c(T_1, T_2 = T_1 - \Delta T)$. After aging at T_1 for a period of t_1 , the correlation length reaches $\xi(T_1, t_1)$, as described by either power law growth [86, 97], or loga-

rithmic growth [98] for the droplet-scaling model [2]. For brevity, we consider power law dynamics, with a similar analysis for the other. Following a temperature drop, if

$$x_1 = \ell_c(T_1, T_2) / \xi(T_1, t_1) \geq 1, \quad (1)$$

the correlation length will continue to grow. The time taken in the cooling process has been omitted in the above expression.

However, one should be aware that the aging rates of ξ at T_1 and T_2 are, in general, different. According to the power law growth rate, $\xi(t, T) = b(t/\tau_0)^{1/z(T)}$, where b is a geometrical factor, $1/\tau_0 \sim k_B T_g / \hbar$ is the exchange attempt frequency, and the exponent $z(T)$ sets the aging

rate. The factor, $z(T)$ [99], is linearly dependent upon T , and has the form $z(T) = z_c T_g/T$, where z_c [96] can be approximately taken as a constant over our temperature range. For cumulative aging, Eq. (1), the aging time t_1 at T_1 can be effectively converted to a aging time t_1^* at T_2 through

$$(t_1/\tau_0)^{T_1} = (t_1^*/\tau_0)^{T_2}. \quad (2)$$

After the aging period t_2 at T_2 , the correlation length reaches approximately,

$$\xi(T_2, t_2; T_1, t_1) \approx b[(t_1^* + t_2^*)/\tau_0]^{T_2/(z_c T_g)}, \quad (3)$$

in which $t_2^{(2)}$ can be projected to an effective aging time $t_2^{(2*)}$ at T_2 , and $t_2^* = t_2^{(1)} + t_2^{(2*)}$, if Eq.(1), holds.

Whether aging is cumulative or not, upon heating the system back to T_1 , depends on the variable,

$$x_2 = \ell_c(T_1, T_2)/\xi(T_2, t_2; T_1, t_1). \quad (4)$$

Again, if $x_2 \geq 1$, the correlation length growth continues, and cumulative aging results in an overlap of the reference curve and the cycling curve over the full experimental time period. Either the opposite of Eq.(1), or $x_2 < 1$ in Eq.(4), will result in a chaotic reorientation of the spin configuration. Thus, in general, the measured reversible range δT^{rev} is a function of (T_1, t_1) that sets the correlation length before the temperature drop to T_2 , and (T_2, t_2) that sets the correlation length growth during the temperature cycling period.

Extraction of the chaos exponent ζ . TC was initially introduced through a renormalization group argument. In that context, we shall use the associated scaling arguments for the extraction of ζ . The chaos length (overlap length) $\ell_c(T_1, T_2)$ is the length scale within which the spin correlations are free of the influence of temperature variation. For small temperature changes, the free energy at temperature T_1 [3] is approximated from the free energy at T_2 through a Taylor expansion,

$$F(T_1) \approx F(T_2) - (T_1 - T_2)S(T_2), \quad (5)$$

where $F(T) = \gamma(T)\ell^\theta$, and $S(T) = \sigma(T)\ell^{d_s/2}$, the droplet interface free energy and entropy, respectively. Here, d_s is the surface fractal dimension [3]. Alternatively, noticing that the energy term is similar at the two temperatures at the chaos length scale [32],

$$F(T_1) \approx F(T_2) + T_2 S(T_2) - T_1 S(T_1). \quad (6)$$

Upon a sign change of the free energy at T_1 , the above approximations in Eqs. (5, 6) yields

$$\ell_c(T_1, T_2) = \left[\frac{\gamma(T_2)}{(T_1 - T_2)\sigma(T_2)} \right]^{1/(d_s/2 - \theta)}, \quad (7)$$

$$\ell_c(T_1, T_2) = \left[\frac{\gamma(T_2)}{T_1\sigma(T_1) - T_2\sigma(T_2)} \right]^{1/(d_s/2 - \theta)}.$$

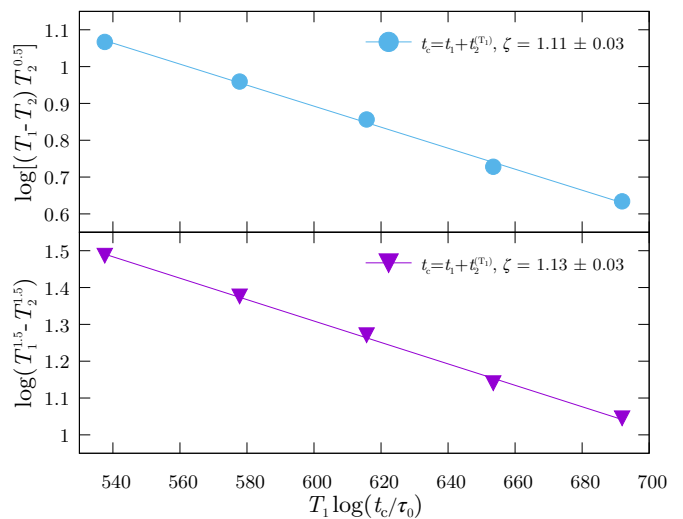


FIG. 2. Using a power law growth for ξ , the chaos exponent $\zeta \approx 1.1$ is extracted for different approximation schemes following Eq. (7).

Thus, the chaos exponent, $\zeta = d_s/2 - \theta$, and $S(T)$ is proportional to \sqrt{T} [72].

To extract a value for ζ , we assume that the length scale $\ell_c(T_1, T_2) \approx \xi_c$ at the boundary between cumulative aging and noncumulative aging. Here, ξ_c is the correlation length when the system is heated back to T_1 , and $T_1 - T_2 = \delta T^{\text{rev}}(T_1, T_2)$. For power law growth, $\xi_c = ba_0(t_c/\tau_0)^{[T/(z_c T_g)]}$, where t_c is the timescale used to estimate ξ_c . Recall that, in the reversible range, the cycling curve can be overlapped with the reference curve after a time translation. The time difference between the first point of the translated curve measured during t_3 and \hat{t}_1 is denoted by, $t_2^{(T_1)}$, the time taken as the effective aging time over the period of t_2 . The sum of $t_2^{(T_1)}$ and t_1 is used for t_c at the crossover boundary (the lowest temperature drop without rejuvenation). The exponent $z_c = 12.37$ [96] was measured on the same sample. The scaling relation between $\ell_c(\xi_c)$ and the temperature drop, following Eq.(7), is exhibited in Fig. 2, with $\zeta \approx 1.1$ for two different approximation schemes. This value is within the range of well accepted values for ζ that scatter around unity from theoretical calculations and simulations [32, 34, 36, 44, 100] for the 3D Ising model. Specific values are provided in Table I of the SM.

For logarithmic growth, the correlation length would grow as, $\xi_c = ba_0[\log(t_c/\tau_0)k_B T/\Delta(T)]^{1/\psi}$, where $\Delta(T)$ is the free energy barrier for the thermal activated process [49]. Using the same choice of t_c , and assuming $\Delta(T)$ does not vary too much, the fitted curve in Fig. 3 gives the ratio $\zeta/\psi \approx 1.7$. By requiring $\zeta = 1.1$, $\psi \approx 0.65$, in the range of reported values [94, 101] for the droplet model.

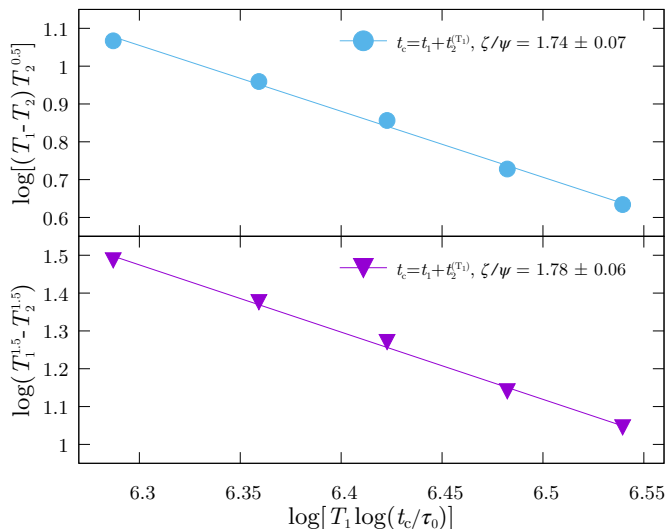


FIG. 3. Using a logarithmic growth law of ξ , the ratio of $\zeta/\psi \approx 1.7$ compared with the power law growth result shown in Fig. 2.

Discussion and Conclusion. The concept of TC was introduced in the context of equilibrium properties [3, 4]. Nevertheless, the glassy domain characterized by the correlation length formed towards equilibrium should be indistinguishable from that in equilibrium. Moreover, the concept of TC has been shown to exist under nonequilibrium condition [44]. Further, the idea of TC is compatible with other prominent theories of spin glasses [34, 42, 44]. Beyond that, TC is widely reported in more general frustrated complex systems, for example, with $\zeta = 1$ for the disordered Bose fluid [80]. Although the value of ζ appears to vary for different physical systems (see a different reported value for elastic media [75]). The scaling law between, ℓ_c , the chaos length and an external perturbation may well be general.

Though CuMn is often categorized as a metallic Heisenberg system, the introduction of anisotropy (because, e.g., of the omnipresent Dzyaloshinskii-Moriya interaction) [102, 103] breaks the rotational symmetry and makes the system one of the Ising universality. In addition, Ising-behavior of CuMn has been affirmed through the synergy between experiments and simulations [104, 105].

With only one free variable, z_c , in the power-law approximation (actually a measured value for the identical sample), the closeness between the extracted chaos exponent and theoretical values from the Ising model calculations and simulations is striking. The crossover from cumulative aging to noncumulative aging is therefore well explained within the framework of TC. We believe our findings provide strong evidences for TC

in a real spin glass system.

We thank helpful communications with Victor Martin-Mayor. This work was supported by the U.S. Department of Energy, Office of Basic Energy Science, under Award No. DE-SC0013599.

* qiang@utexas.edu

† orbach@utexas.edu

- [1] M. Mézard, G. Parisi, and M. A. Virasoro, *Spin glass theory and beyond: An Introduction to the Replica Method and Its Applications*, Vol. 9 (World Scientific Publishing Company, 1987).
- [2] D. S. Fisher and D. A. Huse, Phys. Rev. Lett. **56**, 1601 (1986).
- [3] D. S. Fisher and D. A. Huse, Phys. Rev. B **38**, 386 (1988).
- [4] A. J. Bray and M. A. Moore, Phys. Rev. Lett. **58**, 57 (1987).
- [5] S. R. McKay, A. N. Berker, and S. Kirkpatrick, Phys. Rev. Lett. **48**, 767 (1982).
- [6] J. R. Banavar and A. J. Bray, Phys. Rev. B **35**, 8888 (1987).
- [7] M. Nifle and H. J. Hilhorst, Phys. Rev. Lett. **68**, 2992 (1992).
- [8] I. Kondor and A. Vegso, Journal of Physics A: Mathematical and General **26**, L641 (1993).
- [9] M. Ney-Nifle and H. Hilhorst, Physica A: Statistical Mechanics and its Applications **193**, 48 (1993).
- [10] L. F. Cugliandolo and J. Kurchan, Phys. Rev. B **60**, 922 (1999).
- [11] T. Rizzo and H. Yoshino, Phys. Rev. B **73**, 064416 (2006).
- [12] P. Barucca, G. Parisi, and T. Rizzo, Phys. Rev. E **89**, 032129 (2014).
- [13] D. Panchenko, Communications in Mathematical Physics **346**, 703 (2016).
- [14] W.-K. Chen and D. Panchenko, Journal of Statistical Physics **166**, 1151 (2017).
- [15] G. B. Arous, E. Subag, and O. Zeitouni, Communications on Pure and Applied Mathematics **73**, 1732 (2020).
- [16] R. Eldan, Journal of Statistical Physics **181**, 1266 (2020).
- [17] H. Rieger, L. Santen, U. Blasum, M. Diehl, M. Jünger, and G. Rinaldi, Journal of Physics A: Mathematical and General **29**, 3939 (1996).
- [18] M. Ney-Nifle and A. P. Young, Journal of Physics A: Mathematical and General **30**, 5311 (1997).
- [19] M. Ney-Nifle, Phys. Rev. B **57**, 492 (1998).
- [20] S. T. Almeida, E. M. Curado, and F. D. Nobre, Journal of Statistical Mechanics: Theory and Experiment **2013**, P06013 (2013).
- [21] M. Cieplak, M. S. Li, and J. R. Banavar, Phys. Rev. B **47**, 5022 (1993).
- [22] D. A. Huse and L.-F. Ko, Phys. Rev. B **56**, 14597 (1997).
- [23] M. Sasaki and K. Nemoto, Journal of the Physical Society of Japan **69**, 2283 (2000).

- [24] H. Yoshino, A. Lemaitre, and J.-P. Bouchaud, *The European Physical Journal B-Condensed Matter and Complex Systems* **20**, 367 (2001).
- [25] F. Krzakala, *Europhysics Letters (EPL)* **66**, 847 (2004).
- [26] J. Lukic, E. Marinari, O. C. Martin, and S. Sabatini, *Journal of Statistical Mechanics: Theory and Experiment* **2006**, L10001 (2006).
- [27] G. Parisi and T. Rizzo, *Journal of Physics A: Mathematical and Theoretical* **43**, 235003 (2010).
- [28] C. K. Thomas, D. A. Huse, and A. A. Middleton, *Phys. Rev. Lett.* **107**, 047203 (2011).
- [29] Y. Sun, A. Crisanti, F. Krzakala, L. Leuzzi, and L. Zdeborová, *Journal of Statistical Mechanics: Theory and Experiment* **2012**, P07002 (2012).
- [30] A. Billoire and E. Marinari, *Europhysics Letters (EPL)* **60**, 775 (2002).
- [31] F. Krzakala and O. Martin, *The European Physical Journal B-Condensed Matter and Complex Systems* **28**, 199 (2002).
- [32] H. G. Katzgraber and F. Krzakala, *Phys. Rev. Lett.* **98**, 017201 (2007).
- [33] T. Jörg and F. Krzakala, *Journal of Statistical Mechanics: Theory and Experiment* **2012**, L01001 (2012).
- [34] L. A. Fernandez, V. Martin-Mayor, G. Parisi, and B. Seoane, *EPL (Europhysics Letters)* **103**, 67003 (2013).
- [35] A. Billoire, *Journal of Statistical Mechanics: Theory and Experiment* **2014**, P04016 (2014).
- [36] W. Wang, J. Machta, and H. G. Katzgraber, *Phys. Rev. B* **92**, 094410 (2015).
- [37] A. Billoire, L. A. Fernandez, A. Maiorano, E. Marinari, V. Martin-Mayor, J. Moreno-Gordo, G. Parisi, F. Ricci-Tersenghi, and J. J. Ruiz-Lorenzo, *Journal of Statistical Mechanics: Theory and Experiment* **2018**, 033302 (2018).
- [38] H. Yoshino, *Journal of Physics A: Mathematical and General* **36**, 10819 (2003).
- [39] M. Sasaki and O. C. Martin, *Phys. Rev. Lett.* **91**, 097201 (2003).
- [40] H. Takayama, *Journal of Magnetism and Magnetic Materials* **272-276**, 256 (2004), proceedings of the International Conference on Magnetism (ICM 2003).
- [41] M. Sasaki, K. Hukushima, H. Yoshino, and H. Takayama, *Phys. Rev. Lett.* **95**, 267203 (2005).
- [42] M. Sasaki and O. C. Martin, *Europhysics Letters (EPL)* **60**, 316 (2002).
- [43] T. Rizzo and A. Crisanti, *Phys. Rev. Lett.* **90**, 137201 (2003).
- [44] M. Baity-Jesi, E. Calore, A. Cruz, L. A. Fernandez, J. M. Gil-Narvion, I. G.-A. Pemartin, A. Gordillo-Guerrero, D. Iñiguez, A. Maiorano, E. Marinari, *et al.*, *Communications Physics* **4**, 1 (2021).
- [45] L. Sandlund, P. Svedlindh, P. Granberg, P. Nordblad, and L. Lundgren, *Journal of Applied Physics* **64**, 5616 (1988).
- [46] J. Mattsson, C. Djurberg, P. Nordblad, L. Hoines, R. Stubi, and J. A. Cowen, *Phys. Rev. B* **47**, 14626 (1993).
- [47] K. Jonason, E. Vincent, J. Hammann, J. P. Bouchaud, and P. Nordblad, *Phys. Rev. Lett.* **81**, 3243 (1998).
- [48] T. Jonsson, K. Jonason, P. Jönsson, and P. Nordblad, *Phys. Rev. B* **59**, 8770 (1999).
- [49] P. E. Jönsson, H. Yoshino, and P. Nordblad, *Phys. Rev. Lett.* **89**, 097201 (2002).
- [50] R. Arai, K. Komatsu, and T. Sato, *Phys. Rev. B* **75**, 144424 (2007).
- [51] G. B. Alers, M. B. Weissman, and N. E. Israeloff, *Phys. Rev. B* **46**, 507 (1992).
- [52] T. Komori, H. Yoshino, and H. Takayama, *arXiv preprint cond-mat/0001395* (2000).
- [53] J.-P. Bouchaud, V. Dupuis, J. Hammann, and E. Vincent, *Phys. Rev. B* **65**, 024439 (2001).
- [54] L. Berthier and J.-P. Bouchaud, *Phys. Rev. Lett.* **90**, 059701 (2003).
- [55] F. Lefloch, J. Hammann, M. Ocio, and E. Vincent, *Europhysics Letters (EPL)* **18**, 647 (1992).
- [56] E. Vincent, J. P. Bouchaud, J. Hammann, and F. Lefloch, *Philosophical Magazine B* **71**, 489 (1995).
- [57] M. Picco, F. Ricci-Tersenghi, and F. Ritort, *The European Physical Journal B-Condensed Matter and Complex Systems* **21**, 211 (2001).
- [58] M. Suzuki and I. Suzuki, *The European Physical Journal B-Condensed Matter and Complex Systems* **41**, 457 (2004).
- [59] E. Vincent, V. Dupuis, M. Alba, J. Hammann, and J.-P. Bouchaud, *Europhysics Letters (EPL)* **50**, 674 (2000).
- [60] E. Vincent, J. Hammann, and M. Ocio, *Journal of Statistical Physics* **135**, 1105 (2009).
- [61] K. Jonason, P. Nordblad, E. Vincent, J. Hammann, and J.-P. Bouchaud, *The European Physical Journal B-Condensed Matter and Complex Systems* **13**, 99 (2000).
- [62] R. Mathieu, P. E. Jönsson, P. Nordblad, H. A. Katori, and A. Ito, *Phys. Rev. B* **65**, 012411 (2001).
- [63] M. Sasaki, V. Dupuis, J.-P. Bouchaud, and E. Vincent, *The European Physical Journal B-Condensed Matter and Complex Systems* **29**, 469 (2002).
- [64] F. Scheffler, H. Yoshino, and P. Maass, *Phys. Rev. B* **68**, 060404 (2003).
- [65] P. E. Jönsson, H. Yoshino, and P. Nordblad, *Phys. Rev. Lett.* **90**, 059702 (2003).
- [66] P. E. Jönsson, R. Mathieu, P. Nordblad, H. Yoshino, H. A. Katori, and A. Ito, *Phys. Rev. B* **70**, 174402 (2004).
- [67] L. Berthier and P. C. W. Holdsworth, *Europhysics Letters (EPL)* **58**, 35 (2002).
- [68] L. Berthier and J.-P. Bouchaud, *Phys. Rev. B* **66**, 054404 (2002).
- [69] M. Sales, J.-P. Bouchaud, and F. Iix Ritort, *Journal of Physics A: Mathematical and General* **36**, 665 (2003).
- [70] L. Berthier and A. P. Young, *Phys. Rev. B* **71**, 214429 (2005).
- [71] F. Krzakala and F. Ricci-Tersenghi, *Journal of Physics: Conference Series* **40**, 42 (2006).
- [72] T. Aspelmeier, A. J. Bray, and M. A. Moore, *Phys. Rev. Lett.* **89**, 197202 (2002).
- [73] M. Picco, F. Ricci-Tersenghi, and F. Ritort, *Phys. Rev. B* **63**, 174412 (2001).
- [74] H. Takayama and K. Hukushima, *Journal of the Physical Society of Japan* **71**, 3003 (2002).
- [75] D. McNamara, A. A. Middleton, and C. Zeng, *Phys. Rev. B* **60**, 10062 (1999).
- [76] M. Sales and H. Yoshino, *Phys. Rev. E* **65**, 066131 (2002).
- [77] R. A. da Silveira and J.-P. Bouchaud, *Phys. Rev. Lett.* **93**, 015901 (2004).
- [78] P. Le Doussal, *Phys. Rev. Lett.* **96**, 235702 (2006).
- [79] S. Kustov, I. Liubimova, M. Corró, J. Torrens-Serra, X. Wang, C. R. Haines, and E. K. Salje, *Scientific re-*

- ports **9**, 1 (2019).
- [80] R. Daviet and N. Dupuis, *Phys. Rev. E* **103**, 052136 (2021).
- [81] H. G. Katzgraber, F. Hamze, Z. Zhu, A. J. Ochoa, and H. Munoz-Bauza, *Phys. Rev. X* **5**, 031026 (2015).
- [82] V. Martin-Mayor and I. Hen, *Scientific reports* **5**, 1 (2015).
- [83] W. Vinci, T. Albash, G. Paz-Silva, I. Hen, and D. A. Lidar, *Phys. Rev. A* **92**, 042310 (2015).
- [84] Z. Zhu, A. J. Ochoa, S. Schnabel, F. Hamze, and H. G. Katzgraber, *Phys. Rev. A* **93**, 012317 (2016).
- [85] J. Hammann, M. Lederman, M. Ocio, R. Orbach, and E. Vincent, *Physica A: Statistical Mechanics and its Applications* **185**, 278 (1992).
- [86] H. Rieger, B. Steckemetz, and M. Schreckenberg, *Europhysics Letters (EPL)* **27**, 485 (1994).
- [87] C. Djurberg, K. Jonason, and P. Nordblad, *The European Physical Journal B-Condensed Matter and Complex Systems* **10**, 15 (1999).
- [88] P. Granberg, L. Sandlund, P. Nordblad, P. Svedlin, and L. Lundgren, *Phys. Rev. B* **38**, 7097 (1988).
- [89] P. Granberg, L. Lundgren, and P. Nordblad, *Journal of Magnetism and Magnetic Materials* **92**, 228 (1990).
- [90] R. Mathieu, M. Hudl, and P. Nordblad, *EPL (Europhysics Letters)* **90**, 67003 (2010).
- [91] I. Kondor, *Journal of Physics A: Mathematical and General* **22**, L163 (1989).
- [92] A. Billoire and B. Coluzzi, *Phys. Rev. E* **67**, 036108 (2003).
- [93] M. Alba, M. Ocio, and J. Hammann, *Europhysics Letters (EPL)* **2**, 45 (1986).
- [94] F. Bert, V. Dupuis, E. Vincent, J. Hammann, and J.-P. Bouchaud, *Phys. Rev. Lett.* **92**, 167203 (2004).
- [95] Q. Zhai, D. C. Harrison, and R. L. Orbach, *Phys. Rev. B* **96**, 054408 (2017).
- [96] Q. Zhai, V. Martin-Mayor, D. L. Schlagel, G. G. Kenning, and R. L. Orbach, *Phys. Rev. B* **100**, 094202 (2019).
- [97] Q. Zhai, D. C. Harrison, D. Tennant, E. D. Dahlberg, G. G. Kenning, and R. L. Orbach, *Phys. Rev. B* **95**, 054304 (2017).
- [98] P. E. Jönsson, H. Yoshino, P. Nordblad, H. Aruga Katori, and A. Ito, *Phys. Rev. Lett.* **88**, 257204 (2002).
- [99] M. Baity-Jesi, E. Calore, A. Cruz, L. A. Fernandez, J. M. Gil-Narvion, A. Gordillo-Guerrero, D. Iñiguez, A. Maiorano, E. Marinari, V. Martin-Mayor, J. Moreno-Gordo, A. Muñoz Sudupe, D. Navarro, G. Parisi, S. Perez-Gaviro, F. Ricci-Tersenghi, J. J. Ruiz-Lorenzo, S. F. Schifano, B. Seoane, A. Tarancon, R. Tripiccion, and D. Yllanes (Janus Collaboration), *Phys. Rev. Lett.* **120**, 267203 (2018).
- [100] S. Feng, A. J. Bray, P. A. Lee, and M. A. Moore, *Phys. Rev. B* **36**, 5624 (1987).
- [101] V. Dupuis, E. Vincent, J.-P. Bouchaud, J. Hammann, A. Ito, and H. A. Katori, *Phys. Rev. B* **64**, 174204 (2001).
- [102] V. Martin-Mayor and S. Perez-Gaviro, *Phys. Rev. B* **84**, 024419 (2011).
- [103] M. Baity-Jesi, L. A. Fernández, V. Martín-Mayor, and J. M. Sanz, *Phys. Rev. B* **89**, 014202 (2014).
- [104] Q. Zhai, I. Paga, M. Baity-Jesi, E. Calore, A. Cruz, L. A. Fernandez, J. M. Gil-Narvion, I. Gonzalez-Adalid Pemartin, A. Gordillo-Guerrero, D. Iñiguez, A. Maiorano, E. Marinari, V. Martin-Mayor, J. Moreno-Gordo, A. Muñoz Sudupe, D. Navarro, R. L. Orbach, G. Parisi, S. Perez-Gaviro, F. Ricci-Tersenghi, J. J. Ruiz-Lorenzo, S. F. Schifano, D. L. Schlagel, B. Seoane, A. Tarancon, R. Tripiccion, and D. Yllanes, *Phys. Rev. Lett.* **125**, 237202 (2020).
- [105] I. Paga, Q. Zhai, M. Baity-Jesi, E. Calore, A. Cruz, L. A. Fernandez, J. M. Gil-Narvion, I. G.-A. Pemartin, A. Gordillo-Guerrero, D. Iñiguez, A. Maiorano, E. Marinari, V. Martin-Mayor, J. Moreno-Gordo, A. Muñoz-Sudupe, D. Navarro, R. L. Orbach, G. Parisi, S. Perez-Gaviro, F. Ricci-Tersenghi, J. J. Ruiz-Lorenzo, S. F. Schifano, D. L. Schlagel, B. Seoane, A. Tarancon, R. Tripiccion, and D. Yllanes, *Journal of Statistical Mechanics: Theory and Experiment* **2021**, 033301 (2021).