

# Communication Lower-Bounds for Distributed-Memory Computations for Mass Spectrometry based Omics Data

Fahad Saeed\*

School of Computing and Information Sciences (SCIS),  
Florida International University (FIU),  
Miami FL USA 33199

December 28, 2020

## Abstract

Mass spectrometry based omics data analysis require significant time and resources. To date, few parallel algorithms have been proposed for deducing peptides from mass spectrometry based data. However, these parallel algorithms were designed, and developed when the amount of data that needed to be processed was smaller in scale. In this paper, we prove that the communication bound that is reached by the *existing* parallel algorithms is  $\Omega(mn + 2r\frac{q}{p})$ , where  $m$  and  $n$  are the dimensions of the theoretical database matrix,  $q$  and  $r$  are dimensions of spectra, and  $p$  is the number of processors. We further prove that communication-optimal strategy with fast-memory  $\sqrt{M} = mn + \frac{2qr}{p}$  can achieve  $\Omega(\frac{2mnq}{p})$  but is not achieved by any existing parallel proteomics algorithms till date. To further validate our claim, we performed a meta-analysis of published parallel algorithms, and their performance results. We show that sub-optimal speedups with increasing number of processors is a direct consequence of not achieving the communication lower-bounds proved in this paper. Consequently, we assert that next-generation of provable, and demonstrated superior parallel algorithms are urgently needed for MS based large systems-biology studies especially for meta-proteomics, proteogenomics, microbiome, and proteomics for non-model organisms.

## 1 Introduction

Almost all *numerical algorithms* when developed, considered the efficiency metric as the count of arithmetic operations. Over time, especially in the last decade, the technological trend of the Moore's law have kept making the arithmetic operations faster. Therefore, bottleneck for many algorithms have shifted from computational arithmetic operations efficiency to *communication* i.e. communication costs of either moving the data between different levels of hierarchy (e.g. RAM, cache), or between different memory-distributed processors

---

\*Corresponding Author Email: fsaeed@fiu.edu

connected via a network. Communication of data elements are essential because operand that requires two elements would both need to be in the same memory at the same time. Same applies to serial machines where the data has to be moved to the smallest, and fastest memory in the hierarchy (i.e. cache). There are numerous [1][2][3] studies that have shown the trend that the cost of moving data exceeds the costs of doing the arithmetic operations. With the introduction and ubiquitous multicores, manycore, and GPU based architectures; this gap is, and will continue to grow exponentially over time [4, 5]. The current trend for most numerical algorithms is to reduce the exponential gap between moving the data and computing the data. This trend is observed both for serial as well as parallel algorithms [3].

Likewise when mass spectrometry based peptide deduction algorithms (which are all numerical algorithms) were developed; they were designed and implemented by considering arithmetic operations as the sole metric for efficiency. Therefore, significant efforts were invested for the development of designing and implementing more efficient scoring functions which included highly successful search engines including but not limited to Sequest [6, 7, 8], Tide [9], Mascot, XTandem and more recently MSFragger [10]. With increase in the size of the data and the amount of data that could be produced by Mass Spectrometers increased; High-performance computing strategies [11, 12, 13, 14, 15, 16, 12] were also formulated to speed up these search engines.

Similar to serial algorithms, the objective of these HPC algorithms has been to speedup the arithmetic scoring part of the search engines with little to no efforts to minimize the communication costs. Therefore, we set out to ask these questions: (1) Are there lower-bound bounds on the parallel algorithms that can be acquired; (2) Do existing HPC algorithms attain these lower-bounds; (3) If not, are there new algorithms that will allow us to do that. We will be considering parallel algorithms for this paper. However, the bounds are similar for serial algorithms subject to architecture-specific communication costs. To date, we are not aware of compute- or communication bounds proved for any MS based omics serial or parallel algorithms.

The answer to these queries, which we discuss in detail in this paper are as follows: From our empirical observations, it was apparent that existing parallel algorithms are doing much more communication than computations; resulting in abysmal speedups with increasing number of processor or data sets. To prove that this empirical observation was not a artifact of a specific library or architecture we went on to prove the lower-bounds that are acquire by these existing HPC algorithms. We show that these lower-bounds were consistent with the empirical observations (and published results). Further, we also show that the efficiency of these algorithms (both serial and parallel) are bottle-necked by the communication costs, and are prohibitively excessive for existing parallel algorithms. Therefore, we also prove the theoretical lower-bounds that *are* possible. As expected, attaining these lower-bounds would require a significant redesign of these parallel (and serial) algorithms; and not just OPENMP loop transformations. These redesigns may include different numerical properties, transformation of MS data into readable/write-able compressed formats, more effective ways of decomposing the data on parallel architecture that incur minimal communications, and different data-structures that need to be investigated.

Rest of the paper is organized as follows. In section 2, we formulate the communication models that would be used for analysis of parallel algorithms. In the next section 3, we introduce the reader to proteomics workflows, and a generalized parallel strategy that

is used by all HPC methods. In section 4, we provide theoretical proves of the communications bounds, the computation bounds, and the overall runtime bounds of the existing, as well as communication-optimal parallel algorithms. In section 5, we provide the meta-analysis of all existing HPC methods, and analyze the published results with our new communication/computation bounds. Section 6, and section 7 are reserved for discussion and conclusions.

## 2 Communication Model

For design of parallel algorithms, it is essential that they are not only load-balanced but also minimize the communication costs between processors associated with data decomposition. Most of the algorithms, especially ones dealing with big data sets, have inter-processor communications costs that are much larger than the computation costs. Hardware trends that are growing towards more many-core, and multi-core architectures also predict that most of the problems will become communication-bound even for serial algorithms [17]. For our MS based proteomics parallel algorithms we will model the cost of communications as follows: There are two costs that are normally associated with communication. When the system has to send  $n$  words from one processor to the other over the network via which the processors are communicating; the words are first packed into contiguous block of memory and is known as a *message*. This message is then sent to the destination processor by following the parallel algorithmic constructs that have been implemented. There is a fixed overhead time that is required to assemble, pack, and transmit the data (called latency cost denoted by  $\alpha$ ). There is also time needed to transmit  $n$  words and this time is proportional to  $n$  called the *bandwidth cost* denoted by  $\beta n$ . Then to send one message of  $n$  words is denoted by  $\alpha + \beta n$ , and the time to send  $S$  messages containing a total of  $W$  words can be denoted by  $\alpha S + \beta W$ . Also let  $\gamma$  denote the time it takes to perform one arithmetic computation, and  $F$  denotes that total number of computations. Summation of all of these terms is equivalent to  $\alpha S + \beta W + \gamma F$ , and the recent technological trends dictate that  $\alpha \gg \beta \gg \gamma$ . Therefore, it is of utmost importance to have parallel algorithms that can minimize *both* the bandwidth, and the latency. Such communication models are used for minimizing communication in numerical linear-algebraic computations, and more details can be found at [1].

### 2.1 Sequential Computer

For a serial architecture that has levels of memory-hierarchy, the model  $\alpha S + \beta W + \gamma F$ , would suffice for 2 levels of hierarchy. If there are more levels are hierarchy to be considered then there is a communication cost associated with each level and when the data is moved to/from that level.

### 2.2 Parallel Computer

Similar to a sequential computer,  $\alpha S + \beta W + \gamma F$  would be sufficient to provide the communication costs associated with *one* node of the parallel computing architecture. A *lower-bound*

on one processor is enough to get a lower-bound on the whole algorithm with the assumption that all processors are homogeneous and are completing the same tasks. A *upper-bound* (time required by the entire algorithm) will need a summation of the terms in an order of dependencies considering the critical path, which maximize the summation of these costs. If the parallel architecture can overlap communication and computations; then the expression can be replaced with  $\max(\alpha S + \beta W, \gamma F)$  or  $\max(\alpha S, \beta W, \gamma F)$  which can lower the cost by 2 or 3 but does not effect the asymptomatic relations. Different indexes can be used for formulating the model for a heterogeneous architecture. However, for this paper we will assume a homogeneous architecture.

Finally, an algorithm will be called a *communication-optimal* algorithm if it can asymptotically attain the communication lower-bounds for a given parallel architectures. Such an algorithm is also colloquially known as *communication-avoiding*.

### 3 MS Database Proteomics, Proteogenomics, and Meta-Proteomics Search

We will start by defining the *database-search* strategy that is used for Mass spectrometry data. For the purposes of this framework we will assume the most simplest strategy independently on how the data was acquired and what are the systems biology objectives. This will ensure that our results are generalised for most of MS data processing using databases. The most commonly employed method for peptide identification is the database search where the experimental tandem MS/MS spectra are compared to the theoretically predicted spectral libraries/databases [10]. The theoretical spectral libraries are generated by first *in-silico* digesting a proteome sequence database into peptide sequences and then predicting MS/MS spectra for each peptide sequence and its possible (modified) variants. The advantage of this technique is that Post-Translational Modifications (PTM) and fragmentation types can be easily incorporated in the theoretical spectra. The experimental spectra is then compared with the theoretical spectra created during the database creation process just described. This scoring is called peptide-to-spectrum match (PSM) computations. An overview schematic of the mass spectrometry based peptide deduction is shown in Fig 1.

#### 3.1 Generalized Parallel Computing Strategy

Existing parallel algorithms for proteomics, like numerical algorithms in other domains, have been designed for problems that are compute-bound. In general, all HPC algorithms that have been proposed in this domain operate by taking the database and distributing it over the processors. Once the database is communicated,  $N/p$  of the spectra is assigned on each processing unit where  $N$  is the total number of spectra and  $p$  is the number of processing elements. Thereafter, a serial algorithm (such as XTandem) is executed on each of the node in parallel. Once this is completed the results are transmitted back to the master node. It is easy to generalize these HPC methods and are listed in Algorithm 1. Note that in these methods few assumptions are made that may not be true for today’s calculations i.e. each spectra takes equal amount of computations, the communication is minimal and the overall workflow is compute-bound. Therefore, no significant effort is invested in getting a

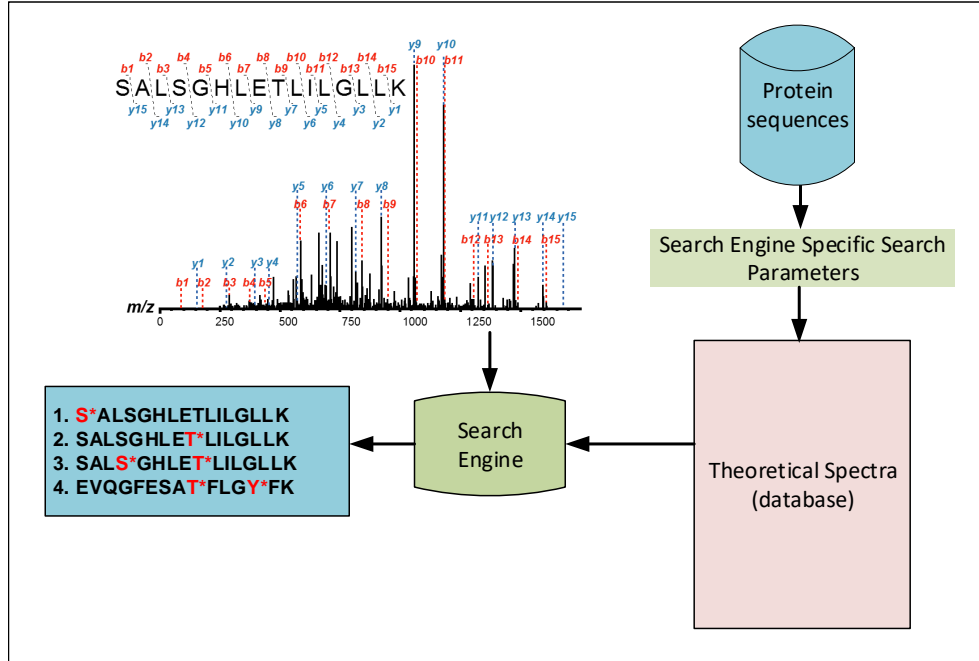


Figure 1: A high-level overview of the MS based proteomics data analysis that leads to spectra-to-peptide deductions.

load-balanced system, or minimizing the communication costs. We show in this paper that both of these factors are now a major bottleneck for these parallel algorithms.

---

**Algorithm 1:** General HPC strategy that is used by Parallel Methods for MS based Proteomics data

---

**Result:** Each Spectra is assigned to a peptide

**while** *Spectra need peptide deduction* **do**

1. Take a species specific protein database; and expand it to a theoretical database D using search parameters;
2. Database D is copied whole on each of the P processors;
3. The spectra set S that needs to be processed are divided in S/P parts;
4. S/P spectra are processed on each of the processor in parallel;
5. The results are accumulated using MPI-gather or similar operation;

**end**

---

## 4 Communication Lower Bounds

We will formulate the problem in terms of matrix operations, and prove the computation- and communication bounds for the existing strategies.

**Definition 1.** Database is the result of the theoretical spectra that are generated using the search parameters. Let this database be presented as a  $m \times n$  matrix D where  $m$  presented the number of theoretical spectra entries, and  $n$  presents the average length of the entries.

The entries of matrix D can be access using  $i$ , and  $j$  indexes where  $(0 \leq i < n)$ , and  $(0 \leq j < m)$ . Then rows of D can be access using  $D(0, j), D(1, j)$  and so on.

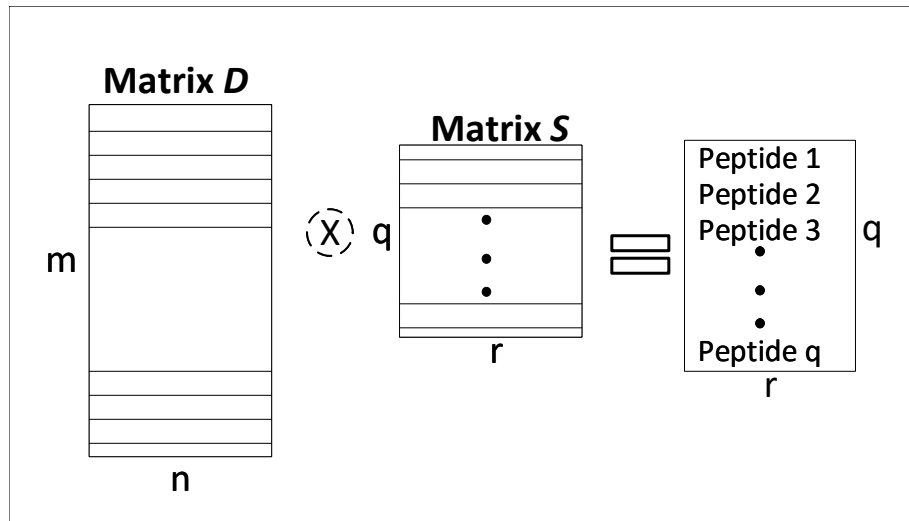


Figure 2: A schematic of the matrix D (that represents the theoretical spectra), matrix S (that represents the experimental spectra), and matrix that holds the peptide that are deduced.

**Definition 2.** Let the *set* of spectra  $s_0, s_1, \dots, s_{(q-1)}$  that needs to be processed can be presented by a matrix S  $q \times r$  where  $q$  represents the number of spectra, and  $r$  represents the average length of the spectra. The entries of matrix S can be access using  $i$ , and  $j$  indexes where  $(0 \leq i < r)$ , and  $(0 \leq j < q)$ . Then rows of S can be access using  $S(0, j), S(1, j)$  and so on.

A rough schematic of the matrix D, Matrix S, and the deduced peptides is shown in Fig. 2.

**Definition 3.** The parallel architecture is a memory-distributed processors with  $M$  fast-memory associated with a single-core processor. All processor are assumed to be connected to each other.

**Lemma 1.** *Three communication rounds take place for the existing parallel algorithms (similar to Algorithm 1) for MS based proteomics database search methods.*

*Proof.* One communication round is the distribution of the database on each of the processors. Second communication round is the distribution of  $q/p$  spectra on each processor. Third communication round takes place when the processing is done and the results of  $q/p$  spectra are accumulated on a single machine.  $\square$

**Theorem 1.** *The total words that are communicated using three round listed above are equal to  $\Omega(mn)$  for existing HPC strategies.*

*Proof.* The total words communicated on each processor is equal to  $|D| + \frac{|S|}{p} + \frac{|S|}{p}$ . Here it is easy to see that  $|D| = (m \times n)$ . Further  $\frac{|S|}{p}$  is going to be equal to the words that are communicated from the spectra set i.e.  $\frac{q \times r}{p}$ . The final communication round is when the peptides are deduced for each spectra and accumulated on a processor. The words that will be communicated is equal to  $\frac{q \times r}{p}$ .  $r$  is assumed to be the case where the spectra peaks are equal to the peptide length. Then the total number of words that are communicated is equal to  $(m \times n) + \frac{q \times r}{p} + \frac{q \times r}{p} = (m \times n) + 2\frac{q \times r}{p}$ . Therefore, the words communicated is  $\Omega(mn + 2r\frac{q}{p})$ .  $\square$

**Theorem 2.** *The computational costs of dot-product like scoring that is performed for spectra-to-peptide match for each processor is equal to  $F = \frac{qm(2n-1)}{p}$ .*

*Proof.* Each scalar dot product (called score) will work on one array from the database  $D$  and one array from the spectra  $S$ . On processor  $P_0$  which contains the whole matrix  $D$ , and subset of matrix from  $S$ ; a score is calculated for  $D(0, i)$   $0 \leq i \leq n$ , and  $S(0, j)$   $0 \leq j \leq r$ . This will require  $n$  multiplications, and  $(n - 1)$  additions. Since this has to be done for all entries of the database  $D$ ; it will require  $m \times (2n - 1)$  computation for a single spectra. It is obvious that the number of spectra on each processor is  $q/p$ . This implies that the words that need to be processed on each processor is  $\frac{qm(2n-1)}{p}$ .  $\square$

**Theorem 3.** *The lower-bound of Bandwidth communication for database spectra to peptide match is  $W = \Omega(\frac{m}{p})$  for any configuration of database or spectra in which dot-product scores are performed for matching.*

*Proof.* The lower-bound of communication possible is equal to  $\Omega(\#ofFlops/\sqrt{M})$ . The computations required for dot-product like routines is  $O(\frac{qm(2n)}{p})$  as proved in our earlier theorem. The size of the fast memory is assumed to contain both the database, the spectra that needs to be searched and the result of the scoring. Therefore,  $\sqrt{M} \geq mn + \frac{2qr}{p}$ . Then the equation  $\Omega(\frac{2qm}{p \times (mn + \frac{2qr}{p})})$ . Our earlier assumption that  $n \approx r$  and  $q$  can be approaching  $m$  is applicable here without losing generality. This gives us  $\frac{m^2n}{pmn + 2qn}$  which is equivalent to  $\frac{m^2}{pm + 2q}$ . For  $M$  which can contain the database, the spectra, and the results; As before for  $q \approx m$  proves that lower-bound of communication which can be reached is equal to  $\Omega(\frac{m}{p})$ .  $\square$

**Theorem 4.** *We prove that the lower-bound on the Latency cost  $L = \Omega(\frac{2}{mpn^2})$*

*Proof.* A lower bandwidth bound on the bandwidth cost  $W$  gives us a lower bound on the latency cost  $L$ . Assume that the largest message by a given architecture is  $m_{max}$ , then it is clear that  $L \geq W/m_{max}$  since no message can be larger than the memory. Therefore we get  $L = \Omega(\frac{\#ofFlops}{M^{3/2}})$ . Assuming that  $q \approx m$  the  $\#ofFlops = \frac{m^2(2n-1)}{p}$  then  $L = \Omega(\frac{m^2(2n)}{pM^{3/2}})$ . Since we know that  $\sqrt{M} = mn + \frac{2qr}{p}$ ; substituting will give us  $L = \frac{m^2(2n)}{p \times (mn + \frac{2qr}{p})^3}$ . Since for large data sets  $q \approx m$ , and  $n \approx r$ ; the expression can be approximated as  $\frac{2}{mpn^2 \times (1 + \frac{4}{p} + \frac{12}{p^2} + \frac{8}{p^3})}$ . Therefore,  $L \approx \Omega(\frac{2}{mpn^2})$ .  $\square$

**Theorem 5.** *The overall runtime lower-bound of existing HPC methods is  $\Omega(mn)$  irrespective of how many processors are used for computations.*

*Proof.* The overall run time bound can be calculated for existing HPC methods can by summation of  $L$ , and  $F$ , and the communication that is specific to existing algorithms. The summation of these  $\frac{qm(2n-1)}{p} + (\frac{2}{mpn^2}) + (mn)$  gives us a lower bound on the overall run time which is bounded by  $\Omega(mn)$ .  $\square$

**Corollary 1.** *Mass filtering (or other filtering specific to MS data) for candidate generation does not change the communication bounds of  $\Omega(mn)$  of the current parallel algorithms.*

*Proof.* Our communication bounds are proved by assuming that no mass filtering is taking place for computations. This is to ensure that the results are as generalizable to parallel algorithms as possible; without considering specific algorithms. However, below we show that even with mass-filtering, communication bounds remain unchanged:

*Case 1: The mass-filtering takes place on the master-node and the database, and truncated databases are communicated* In the above case, the worst-case communication bounds is still going to be  $\Omega(mn)$  since all (or a constant factor) of the database could be communicated at certain nodes. With the assumption that the parts that are transmitted are a fraction of the number of processors i.e.  $q/p$ ; it is easy to see that the  $\Omega((q/p) * mn)$  computations are needed for decisions at the master-node. Therefore, the communication bound remains unchanged.

*Case 2: The mass-filtering takes place on each node in parallel.* If the mass filtering takes place on each node in parallel; then it needs to communicate  $\Omega(mn)$  database to each node, and the communication bounds calculated in this paper remain unchanged.  $\square$

**Corollary 2.** *Fragment-Ion Index (based on MSFragger) scoring does not change the communication bounds of  $\Omega(mn)$  of the current parallel algorithmic approaches.*

*Proof.* Fragment-Ion index is based on indexing the peaks for each of the theoretical spectra. If the indexing is taking place on the head node then  $\Omega(mn)$  communication has to take place to distributed the index on each of the processing nodes.  $\square$

**Theorem 6.** *We prove that much tighter lower-bounds are possible for parallel algorithms (that are yet to be discovered). Combining the lower-bounds on  $W$ ,  $L$ , and  $F$  will yield lower-bounds on the overall run time **possible** for processor with  $M \leq (mn + \frac{2qr}{p})$  memory available. Therefore, the lower-bounds possible for parallel algorithms is equal to  $\Omega(\frac{nmq}{p})$ .*

*Proof.* Combining the lower-bounds on  $W$ ,  $L$ , and  $F$  will yield lower-bounds on the overall run time of the existing HPC algorithms. In our theorems we have proved that  $L = (\frac{2}{mpn^2}) + F = \frac{qm(2n-1)}{p} + W = \frac{m^2}{pm+2q}$ . This summation gives us a result of  $\Omega(\frac{2mnq}{p})$ .  $\square$

As can be seen from Theorem 5 that the existing HPC algorithm achieve only  $\Omega(mn)$  run time irrespective of the number of processors that are used for the computations. Any advantage that is observed in the experiments are likely due to the smaller subset of spectra  $q$  that needs to be processed on each processor. However, with high throughput mass spectrometers  $q$  is approaching the theoretical databases, and any advantage is by a constant factor than asymptotic.

On the other hand, we can see the Theorem 6 predicts  $\Omega(\frac{nm^2}{p})$  as the overall run time possible for database and spectra search when  $m$  is approx. equal to  $q$ . Although estimate



of the lower-bound can be done by approximating  $q$  to  $m$  which allow for much simpler mathematical expressions but overestimates the lower-bound of the run time. In reality the run time is closer to  $\Omega(\frac{nmq}{p})$  which incurs a parameter for the number of spectra as well in the expression. However, with the latest usage of database search algorithms that require more number of post-translations modification parameters, and larger window size; the dominating factor will remain the communication costs related to the theoretical database.

We specifically note here, that none of the HPC techniques proposed till date achieve this lower-bound of computation and communication. Significant research efforts is needed to ensure that parallel algorithms can be designed which achieve these lower-bounds both in theory and in practice.

## 5 Meta-Analysis of Results of Current HPC methods

To confirm our lower-bounds that we have proved for the existing methods, and lower-bounds on communication that might be possible we did a thorough evaluation of the existing methods. These existing methods [18, 19, 20, 7, 13, 11, 21, 16, 12, 22, 15, 14] included MPI-based memory-distributed implementations, Map-Reduce/Hadoop implementations, and GPU-based methods. Since we are assuming a memory-distributed architecture for our bounds; we have concentrated on those studies. Further, we have eliminated studies that have been conducted on a cloud-based Hadoop systems since communication patterns, and infrastructure information is generally not available for commercial or shared facilities. We have also discarded numbers for CPU-GPU based algorithms since it is a distinctly different architecture than a homogeneous memory-distributed machines assumed for our calculations.

We concentrated on two metrics to make sure that the comparisons are fair for methods that may have been tested on different set of architectures, and systems. One of these metric is the *amount of total communication* for a given parallel algorithm, and this metric is going to be independent of machines, and systems. The second key metric used for estimating the efficiency of these parallel algorithms is *speedups*. Similar to the communication metric, speedups are also independent metric that is not based on comparison with other architectures.

For evaluation, we downloaded all the results [18, 19, 20, 7, 13, 11, 21, 16, 12, 22, 15, 14] that have been reported till date. This information included, the database size, the number of spectra, serial and parallel times, and the speedups. Memory (GB) was also noted whenever reported. Using this information, we plotted the communication message that was required for the method to complete. Note that we only consider the amount of data that needs to be communicated as a function of theoretical database, and neglecting the length of the theoretical spectra. We then plotted the communication bounds that we have calculated for the current methods, as well as the communication bounds that are theoretically possible. As can be seen in Fig. 3, that most of the results that are reported are close to the bounds that we have calculated. Also note that as the number of processor increase, the number of message that need to be transmitted (theoretically) rapidly decrease; however, such behaviour is not exhibited by real-world implementations. Clearly, this is because majority of existing HPC methods do not consider the communication cost in their design.

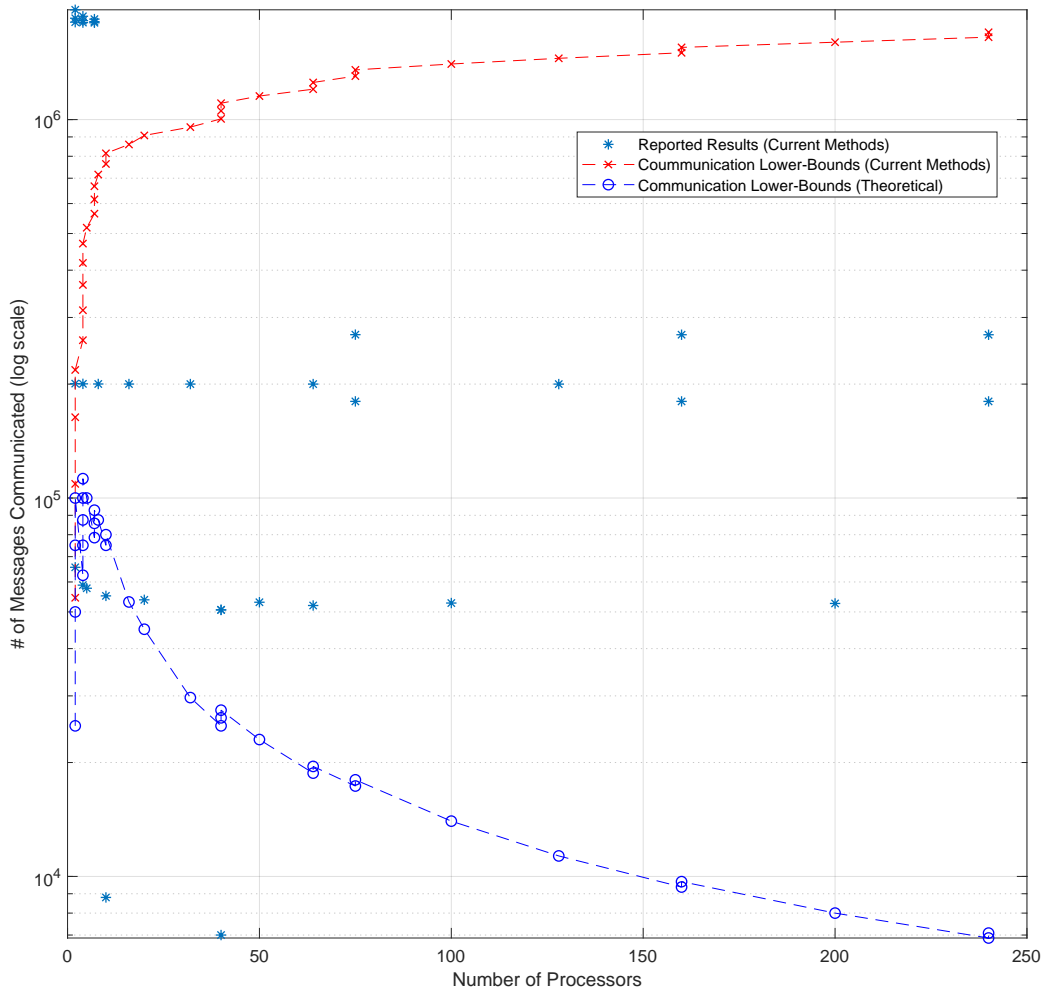


Figure 3: The graph shows the amount of communication that takes place with increasing number of processors. As can be seen that the most of the HPC methods that are listed do not achieve the lower-bounds on the communication. The gap increases rapidly between the communication required for the state-of-the-art HPC algorithms, and the communication that can be theoretically achieved.

We are only aware of this study [11] which allowed splitting the database among parallel nodes. However, as our later analysis shows that the speedups attained by this method is still less than linear. This is because the communication-costs are masked by on-the-fly computations leading to high compute times and limited (around 50%) parallel efficiency. The study also assumes that the number of spectra are much less than the theoretical database which is no longer valid due to high-throughput mass spectrometers.

To validate that our estimates were correct; we went one step further and looked closely into the speedups that were being reported. The speedups that are reported as shown in Fig. 4 conclusively show that increasing the number of processors decreased the speedups that were obtained for these state of the art methods. The decrease in speed-up, of course, is due to increase in the communication, and the gap between the current methods, and the theoretical bounds that can be achieved; but are currently not attainable. Thus, the rigor

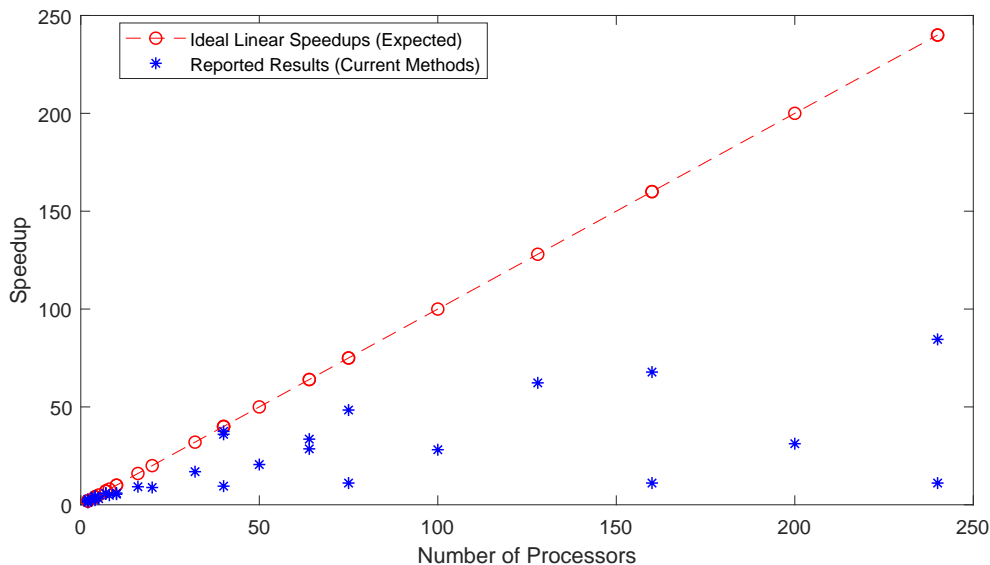


Figure 4: This graph represents that speedups that are reported by the papers, and the corresponding linear-speedup that can be achieved with increasing number of processors. Note that reported results that are listed here are also the results that are depicted in Fig 3 and shows a one-to-one correspondence between the amount of communication and the speedups with increasing number of processors

of the prior research suggests that there is significant effort that is needed to investigate parallel algorithms that can achieve the lower-bounds that we have proved, and thus give reasonable performance with increasing number of processors, and data.

## 6 Discussions

There is an urgent need for scalable solutions of more confident peptide identifications without which the integrity and the confidence in large-scale MS systems biology studies is not possible especially for meta-proteomics, and proteogenomic studies which has direct impact on personalized nutrition, microbiome research, and cancer therapeutics. Our theoretical results indicate that further formal design, and evaluation is warranted for scalable infrastructure for MS based omics database-workflows. In order to make progress, the next generation of parallel algorithms will have to acquire *provably* demonstrated superior performance on multicore, GPU, memory-distributed supercomputers, and cloud-computing infrastructure. Such contributions are expected to be significant because it will open up novel, and faster ways to analyze MS data for various omics (read: proteomics, proteogenomic, meta-proteomics etc.) studies considered “too large-scale”. Following are few points that would

help the reader interpret the theoretical results in this paper:

1. For the purposes of this paper we have assumed a single parallel computing strategy for deducing peptides. We do realize that the HPC methods that have been proposed till date have variation such as scoring, getting the candidate theoretical spectra etc. However, the parallel strategy that is used by these HPC methods is similar (as described in the 3.1 section) and we are estimating the communication lower-bounds of these parallel algorithms. Since the data is managed in the same way for all of the HPC methods; variations (including theoretical spectra generation) will only modify some constants in these communication bounds.
2. We further show that the pre-dominant way of proteomics algorithms to increase efficiency by reducing the number of computations (using mass filtering or filtering using other characteristics of mass spectrometry data) does not change the communication-bounds that are being depicted by *current* state-of-the-art parallel algorithms. However, we also show that parallel algorithms with much tighter bounds are possible (but are not yet discovered).
3. We design and implement parallel computing solutions for problems that are compute- or memory-intensive. Further, such parallelization is accomplished when the problem is not scalable for a single node i.e. it is very large in data or computations. Note that communication-bounds that we have proved are with the assumption that the theoretical database (or spectra that needs processing) are very large and do not fit in memory  $M$  of single machine. If the size of the data is not that large (i.e. all database and spectra are fitting in a Memory  $M$ ) then parallelising will result in speedups that may be expected to be larger than the bounds that we just proved. However, these results and speedup will just be a artifact of the system and/or data being analyzed and will not be a generalizable result. That is why we repeatedly see that adding more number of processor do not significantly scale the computations and the experimental results that are published are for relatively small datasets.
4. For the current bounds we have assumed that the theoretical database is on the master node and is communicated via the network. However, if the whole database is not communicated (e.g. only if database sequences are communicated), then the amount of communication is substituted by computation costs that would be needed for further computations i.e.  $O(nm^2/p)$ . Therefore, the lower-bounds that are achieved by the current HPC methods still hold true. This is also confirmed by the meta-analysis of HPC methods published results.
5. For calculating our bounds we assume that whole database is needed for computations. One can argue that 'candidate spectra' are the only real-computations that are done by the algorithms. This reasoning also does not effect the lower-bounds that are calculated. The reason is that having 'candidate-spectra' *does* reduce the amount of computations. However, we have shown that the amount of communication is the real bottleneck for these parallel algorithms. Since calculation of candidate-spectra still

requires access, and communication of the theoretical spectra-database; the communication bounds (i.e bottleneck) remains unchanged even when only candidate-spectra are used for computations.

## 7 Conclusions

In this paper, we have presented and proved lower bounds on the amount of communication that is achieved by the current HPC methods, and the lower-bounds that *can* be achieved by parallel algorithms on a distributed-memory architectures. To the best of our knowledge, this is the first study to formulate a theoretical framework showing that the existing parallel strategies for MS based omics data analysis are not achieving the communication bounds that may be possible, and that continued improvements are needed in this area of research. Reaching these bounds would be essential in formulating scalable methods for MS based omics data analysis. Our meta-analysis of existing literature in this domain agrees with our theoretical analysis that sup-optimal communication costs are achieved by existing HPC tools. Therefore, novel parallel algorithms that exhibit optimal-communication costs are needed that can close the theoretical communication gap between theory, and practice for MS based omics algorithms.

Improved design, development, and implementation of such communication-avoiding parallel algorithms will allow computations of MS based proteomics, meta-proteomics, and proteogenomics data that could scale gracefully with increasing number of processors. However, if such effort are not exerted to fill this gap; both serial, and parallel algorithms will lag behind other such domains. We assert that next-generation of parallel algorithms that can scale (at least) linearly with increasing number of processors, size of the (theoretical) database, and spectra will be essential for scalable MS omics studies.

## 8 Acknowledgements

The author would like to thank Usman Tariq, and Fatima Afzali for their useful comments, and suggestions. Research reported in this paper was supported by NIGMS of the National Institutes of Health under award number: R01GM134384. The content is solely the responsibility of the authors and does not necessarily represent the official views of the National Institutes of Health. Fahad Saeed was further supported by the National Science Foundations (NSF) under the Award Numbers NSF CAREER OAC-1925960. The content is solely the responsibility of the authors and does not necessarily represent the official views of the National Science Foundation.

## References

- [1] G. Ballard, J. Demmel, O. Holtz, O. Schwartz, Minimizing communication in numerical linear algebra, *SIAM Journal on Matrix Analysis and Applications* 32 (3) (2011) 866–901.
- [2] N. R. Council, et al., *Getting up to speed: The future of supercomputing*, National Academies Press, 2005.
- [3] G. Ballard, E. Carson, J. Demmel, M. Hoemmen, N. Knight, O. Schwartz, Communication lower bounds and optimal algorithms for numerical linear algebra, *Acta Numerica* 23 (2014) 1.
- [4] J. Demmel, D. Elichu, A. Fox, S. Kamil, B. Lipshitz, O. Schwartz, O. Spillinger, Communication-optimal parallel recursive rectangular matrix multiplication, in: *2013 IEEE 27th International Symposium on Parallel and Distributed Processing, IEEE, 2013*, pp. 261–272.
- [5] E. Solomonik, A. Bhatele, J. Demmel, Improving communication performance in dense linear algebra via topology aware collectives, in: *SC’11: Proceedings of 2011 International Conference for High Performance Computing, Networking, Storage and Analysis, IEEE, 2011*, pp. 1–11.
- [6] J. K. Eng, B. Fischer, J. Grossmann, M. J. MacCoss, A fast sequest cross correlation algorithm, *Journal of proteome research* 7 (10) (2008) 4598–4602.
- [7] B. J. Diament, W. S. Noble, Faster sequest searching for peptide identification from tandem mass spectra, *Journal of proteome research* 10 (9) (2011) 3871–3879.
- [8] J. K. Eng, A. L. McCormack, J. R. Yates, An approach to correlate tandem mass spectral data of peptides with amino acid sequences in a protein database, *Journal of the american society for mass spectrometry* 5 (11) (1994) 976–989.
- [9] S. McIlwain, K. Tamura, A. Kertesz-Farkas, C. E. Grant, B. Diament, B. Frewen, J. J. Howbert, M. R. Hoopmann, L. Kall, J. K. Eng, et al., Crux: rapid open source protein tandem mass spectrometry analysis, *Journal of proteome research* 13 (10) (2014) 4488–4491.
- [10] A. T. Kong, F. V. Lerevost, D. M. Avtonomov, D. Mellacheruvu, A. I. Nesvizhskii, Msfragger: ultrafast and comprehensive peptide identification in mass spectrometry-based proteomics, *Nature methods* 14 (5) (2017) 513–520.
- [11] G. Kulkarni, A. Kalyanaraman, W. R. Cannon, D. Baxter, A scalable parallel approach for peptide identification from large-scale mass spectrometry data, in: *2009 International Conference on Parallel Processing Workshops, IEEE, 2009*, pp. 423–430.
- [12] C. Li, K. Li, K. Li, F. Lin, Mctandem: an efficient tool for large-scale peptide identification on many integrated core (mic) architecture, *BMC bioinformatics* 20 (1) (2019) 397.

- [13] J. Sun, B. Chen, F.-X. Wu, An improved peptide-spectral matching algorithm through distributed search over multiple cores and multiple cpus, *Proteome science* 12 (1) (2014) 18.
- [14] D. T. Duncan, R. Craig, A. J. Link, Parallel tandem: a program for parallel processing of tandem mass spectra using pvm or mpi and x! tandem, *Journal of proteome research* 4 (5) (2005) 1842–1847.
- [15] R. D. Bjornson, N. J. Carriero, C. Colangelo, M. Shifman, K.-H. Cheung, P. L. Miller, K. Williams, X!! tandem, an improved method for running x! tandem in parallel on collections of commodity computers, *The Journal of Proteome Research* 7 (1) (2008) 293–299.
- [16] C. Li, K. Li, T. Chen, Y. Zhu, Q. He, Sw-tandem: a highly efficient tool for large-scale peptide identification with parallel spectrum dot product on sunway taihulight, *Bioinformatics* 35 (19) (2019) 3861–3863.
- [17] G. Ballard, J. Demmel, O. Holtz, B. Lipshitz, O. Schwartz, Communication-optimal parallel algorithm for strassen’s matrix multiplication, in: *Proceedings of the twenty-fourth annual ACM symposium on Parallelism in algorithms and architectures*, 2012, pp. 193–204.
- [18] C. Li, T. Chen, Q. He, Y. Zhu, K. Li, Mruninovo: an efficient tool for de novo peptide sequencing utilizing the hadoop distributed computing framework, *Bioinformatics* 33 (6) (2016) 944–946. [arXiv:https://academic.oup.com/bioinformatics/article-pdf/33/6/944/25147928/btw721.pdf](https://academic.oup.com/bioinformatics/article-pdf/33/6/944/25147928/btw721.pdf), [doi:10.1093/bioinformatics/btw721](https://doi.org/10.1093/bioinformatics/btw721).  
URL <https://doi.org/10.1093/bioinformatics/btw721>
- [19] A. Kalyanaraman, W. R. Cannon, B. Latt, D. J. Baxter, Mapreduce implementation of a hybrid spectral library-database search method for large-scale peptide identification, *Bioinformatics* 27 (21) (2011) 3072–3073. [arXiv:https://academic.oup.com/bioinformatics/article-pdf/27/21/3072/16901315/btr523.pdf](https://academic.oup.com/bioinformatics/article-pdf/27/21/3072/16901315/btr523.pdf), [doi:10.1093/bioinformatics/btr523](https://doi.org/10.1093/bioinformatics/btr523).  
URL <https://doi.org/10.1093/bioinformatics/btr523>
- [20] C. Li, K. Li, K. Li, X. Xie, F. Lin, Swpepnovo: An efficient de novo peptide sequencing tool for large-scale ms/ms spectra analysis, *International journal of biological sciences* 15 (9) (2019) 1787.
- [21] L. A. Baumgardner, A. K. Shanmugam, H. Lam, J. K. Eng, D. B. Martin, Fast parallel tandem mass spectral library searching using gpu hardware acceleration, *Journal of proteome research* 10 (6) (2011) 2882–2888.
- [22] B. Pratt, J. J. Howbert, N. I. Tasman, E. J. Nilsson, Mr-tandem: parallel x! tandem using hadoop mapreduce on amazon web services, *Bioinformatics* 28 (1) (2012) 136–137.