

# Warm bounce in loop quantum cosmology and the prediction for the duration of inflation

L. N. Barboza,<sup>1,\*</sup> L. L. Graef,<sup>1,†</sup> and Rudnei O. Ramos<sup>2,‡</sup>

<sup>1</sup>*Instituto de Física, Universidade Federal Fluminense,*

*Avenida General Milton Tavares de Souza s/n, Gragoatá, 24210-346 Niterói, Rio de Janeiro, Brazil*

<sup>2</sup>*Departamento de Física Teórica, Universidade do Estado do Rio de Janeiro, 20550-013 Rio de Janeiro, RJ, Brazil*

We study and estimate probabilistic predictions for the duration of the preinflationary and slow-roll phases after the bounce in loop quantum cosmology, determining how the presence of radiation in the prebounce phase affects these results. We present our analysis for different classes of inflationary potentials that include the monomial power-law chaotic type of potentials, namely, for the quadratic, quartic and sextic potentials and also for a Higgs-like symmetry breaking potential, considering different values for the vacuum expectation value in the latter case. We obtain the probability density function for the number of inflationary  $e$ -folds and for other relevant quantities for each model and produce probabilistic results drawn from these distributions. This study allows us to discuss under which conditions each model could eventually lead to observable signatures on the spectrum of the cosmic microwave background, or, else, be also excluded for not predicting a sufficient amount of accelerated expansion. The effect of radiation on the predictions for each model is explicitly quantified. The obtained results indicate that the number of inflationary  $e$ -folds in loop quantum cosmology is not a priori an arbitrary number, but can in principle be a predictable quantity, even though the results are dependent on the model and on the amount of radiation in the Universe prior to the start of the inflationary regime.

## I. INTRODUCTION

Inflation is the current paradigm for the early Universe cosmology<sup>1</sup>. The inflationary scenario was developed before most of the data we now have was in hand. Inflation is in good agreement with the predictions coming from the cosmic microwave background (CMB) spectrum and explains the origin of inhomogeneities present in the primordial Universe, which led to the formation of large-scale structures. Thus, although fine-tunings of the constants are necessary and appropriate choices of potentials have to be made, this is a very predictive scenario. Inflation is a good candidate for solving some of the puzzles in the standard big bang cosmology, such as the horizon and flatness [4–6]. Despite its success, the idea of inflation alone does not address the important issue of extending general relativity (GR) beyond its limit of applicability, which is associated with the big bang singularity problem. Apart from this problem, one should consider in the space of classic solutions for GR those solutions that exhibit sufficient inflation to account for the current observations [7–9]. This motivates an investigation of the probability of a sufficient amount of inflation in a cosmological model. In this endeavor, one is plagued with problems, such as the difficulty in defining a measure to calculate probabilities in GR and finding

the starting point for counting  $e$ -folds in the presence of a singularity [10, 11]. These problems have received a lot of attention in recent years [12]. In order to better address these issues, we consider here a nonperturbative quantum gravity theory independent of the GR background, that is, loop quantum gravity (LQG) [13–18].

Loop quantum cosmology (LQC) is the reduced version of LQG [17], which uses the symmetries considered in cosmology. It uses the so-called Ashtekar’s variables and its quantization is obtained from holonomies of the connections and fluxes of the densitized triads. However, taking into account such quantum geometric effects in cosmological models, while Einstein’s equations maintain an excellent degree of approximation at low curvature, in the Planck regime, on the other hand, they undergo major changes. In LQC the big bang singularity is naturally resolved and replaced by a bounce due to repulsive quantum geometry effects [13, 19]. In LQC, for matter that satisfies the normal conditions of energy, whenever a curvature invariant grows at the Planck scale the effects of quantum geometry dilute it, thus resolving the singularities of GR [13].

Within the community of LQC there is a lively debate on the naturalness of the emergence of an inflationary phase after the bounce, and following this line, there is a search for the most probable number of inflationary  $e$ -folds predicted by a model [20]. First of all, in addressing this question the measure problem is something that requires quite some attention, given that there is no consensus on how to establish the initial conditions necessary to obtain the dynamics of the models and compute probabilities. Since there is no direct observational information from the initial conditions of the Universe, one has to consider all possible initial conditions to draw conclusions about the probability of an inflationary phase [21].

---

\* barboza@id.uff.br

† leilagraef@id.uff.br

‡ rudnei@uerj.br

<sup>1</sup> Although inflation is the current paradigm for the early Universe cosmology, it is worth mentioning that there are alternative ideas [1–3], like several bouncing models, which can agree with current cosmological observations as well as inflation does.

Beginning from the GR context, the possibility of using the Liouville measure as a candidate to calculate the probability was discussed by Gibbons, Hawking and Stewart [7]. However, in the Friedmann-Lemaître-Robertson-Walker (FLRW) flat model, this total Liouville measure is infinite, requiring a regularization scheme [10, 11]. Besides that, there is a huge discrepancy between the probability estimated in Gibbons and Turok [11] and the results obtained, for example, by Linde [5].

In LQC, since the singularity of the big bang is solved and it is replaced by a (quantum) bounce [18, 22, 23], a regular surface can be used to introduce the structure needed to specify a Liouville measure (see also Refs. [21, 24] for extensions of this approach). The problem of making a measurement present in GR [7] is naturally resolved in LQC [25]. In the absence of the singularity an *a priori* probability for a sufficiently long slow-roll inflation phase can then be obtained. However, also in the context of LQC, different approaches have been advocated. In the work of Ashtekar and Sloan [26] it is argued that a natural measure can be implemented in LQC, proposing a Planck surface scale, with which probabilities can be calculated. The approach advocated in the Ref. [26] does not agree with the one suggested by the authors in Refs. [27–30]. Despite the still current debate, many works have consistently shown that in LQC models, with a kinetic energy dominated bounce, an inflationary phase almost inevitable sets in (see, e.g., Ref. [31]).

In addition to show the naturalness of inflation, it is important to investigate the most probable number of inflationary  $e$ -folds predicted by these models. As it is well known [4], the inflationary phase must last at least around 60 or so  $e$ -folds in order to solve the main problems that inflation is expected to. On the other hand, another important question is whether the quantum bounce and the subsequent preinflationary phase can leave observational signatures able to be observed in the current and forth-coming experiments [32, 33]. As shown in Ref. [32], the bounce and preinflationary dynamics leaves imprints on the spectrum of the CMB. In Ref. [31] it was shown that in LQC models, in order to be consistent with observations, the Universe must have expanded at least around 141  $e$ -folds from the bounce until now. This is so because LQC can lead to scale-dependent features in the CMB and, by not observing them today, it means that they must have been well diluted by the postbounce expansion of the Universe. By comparing that total number of expansion of the Universe to the minimum number of inflationary  $e$ -folds required (added to the typical 60  $e$ -folds from the end of inflation until today), this implies in an extra number of inflationary  $e$ -folds in LQC given by  $\delta N \sim 21$  [31]. On the other hand, if the number of extra inflationary  $e$ -folds are much higher than this value the features imprinted in the CMB spectrum due to the LQC effects are too much diluted, and in this case LQC cannot be put directly under tests even by the forth-coming experiments. This motivates a deep investigation of the

most probable number of  $e$ -folds in models of LQC. The most probable number of inflationary  $e$ -folds can be obtained with a calculation of a probability density function (PDF) [27, 30], which can be performed with initial conditions defined in the bounce [26] or, even in a contraction phase before the bounce [10].

In this paper we are interested in obtaining the PDF for the number of inflationary  $e$ -folds in LQC by following the perspective adopted in the Refs. [27–30], which suggests a natural quantity to which a flat prior can be assigned, providing means to define initial conditions in a consistent way. Following this approach, we will define the set of initial conditions in the remote past of the contraction phase prior to the bounce, i.e., when the Universe is classic and well understood. In Refs. [27–30] studies have been made for different forms of the inflationary potential, with the initial conditions taken far back in the contracting phase including only the energy density of the inflaton as the main ingredient of the early Universe and at the bounce.

The present paper extends the analysis performed in Refs. [27, 29, 30] by also including the effects of radiation as an additional ingredient of the energy density budget around the bounce. There are many good reasons for including radiation in these studies. Firstly, it is not excluded at all that prior to inflation the Universe could have been radiation dominated. In fact, radiation has been claimed to be an important ingredient in setting appropriate initial conditions for inflation [34]. Dissipative effects are naturally expected in the early Universe where radiation can be produced either by decaying processes involving the own inflaton field through its coupling to other fields or through other fields not directly coupled to the inflaton. These processes, that can also lead to reheating at the end of cold inflation, as the inflaton oscillates around its minimum, are expected similarly to occur in the prebounce phase, deep in the contracting phase, where the inflaton also displays oscillations. In fact, initial conditions in the contracting phase with inflaton oscillations are exactly the initial conditions advocated in Refs. [27, 29, 30]. In addition, radiation production may not even need strong breaking of adiabaticity caused by the inflaton oscillations but can also happen under quasi-adiabatic conditions. An outstanding example of this is radiation production processes happening in the warm inflation picture [35] (for earlier studies of warm inflation in the context of LQC see, for example, Refs. [24, 36–39]). There are also many other possible sources of radiation, including gravitational particle production mechanisms [40, 41]. In particular, gravitational particle production has been shown to be very efficient in the bounce phase of several models [42–48] and we also expect the same to happen in LQC, as recently shown in Ref. [49]. The presence of radiation may affect adversely the predictions for inflation in LQC and it provides the main motivation for the present work.

This paper is organized as follows. In Sec. II we briefly review the theoretical background about the LQC and we

also explain how radiation can be included in the system. In Sec. III we describe the different dynamic regimes expected in LQC, from the deep contracting phase prior to the bounce, up to the slow-roll phase in the expanding regime. In Sec. IV we describe the method used in our analysis and give the results obtained therein. In Sec. V we discuss additional effects neglected in our analysis that could contribute to the results. Finally, in Sec. VI we give our conclusions.

## II. THEORETICAL BACKGROUND

In this section we briefly review the background dynamics of LQC. We will also discuss the generality of the inflationary phase that can be generated in LQC and how to obtain the most likely number of inflationary  $e$ -folds of a given model.

In LQC cosmological models are described using LQG principles. As discussed in Ref. [26], in LQC the spatial geometry is encoded in a variable  $v$  proportional to the physical volume of a fixed, fiducial, cubical cell, in place of the scale factor  $a$ , i.e.,

$$v = -\frac{4\mathcal{V}_0 a^3 M_{\text{Pl}}^2}{\gamma}, \quad (2.1)$$

where  $\mathcal{V}_0$  is the comoving volume of the fiducial cell,  $\gamma$  is the Barbero-Immirzi parameter obtained from the calculation of black hole entropy in LQG, whose value typically adopted in LQC is  $\gamma \simeq 0.2375$  [50] and  $M_{\text{Pl}} \equiv 1/\sqrt{8\pi G} = 2.4 \times 10^{18} \text{ GeV}$  is the reduced Planck mass. The conjugate momentum to  $v$  is denoted by  $b$  and it is given by

$$b = -\frac{\gamma P_{(a)}}{6 a^2 \mathcal{V}_0 M_{\text{Pl}}^2}, \quad (2.2)$$

where  $P_{(a)}$  is the conjugate momentum to the scale factor. Therefore, the pair  $(v, b)$  is used in place of  $(a, P_{(a)})$ . These variables are related by the Poisson bracket  $\{v, b\} = -2$ . On the solutions to Einstein's equations,  $b$  is related to the Hubble parameter via  $b = \gamma H$ .

We are interested in the Friedmann's equation modified in LQC. Hence, let us consider the equation of motion for  $v$ , which is given by [13]

$$\dot{v} = \frac{3}{\gamma\lambda} v \sin(\lambda b) \cos(\lambda b), \quad (2.3)$$

with  $\lambda$  given by

$$\lambda^2 = \frac{\sqrt{3}\gamma}{2M_{\text{Pl}}^2}. \quad (2.4)$$

LQC modifies the dynamics of Einstein's equations and, in terms of effective LQC solutions, the Hubble parameter can be written as

$$H = \frac{1}{2\gamma\lambda} \sin(2\lambda b), \quad (2.5)$$

where  $b$  ranges over  $(0, \pi/\lambda)$  and in the limit  $\lambda \rightarrow 0$ , GR is recovered. The energy density,  $\rho$ , relates to the LQC variable  $b$  through

$$\frac{\sin^2(\lambda b)}{\gamma^2 \lambda^2} = \frac{\rho}{3M_{\text{Pl}}^2}. \quad (2.6)$$

Thus, combining the Eqs. (2.6) and (2.5) the Friedmann's equation in LQC assumes the form [26]

$$\frac{1}{9} \left( \frac{\dot{v}}{v} \right)^2 \equiv H^2 = \frac{\rho}{3M_{\text{Pl}}^2} \left( 1 - \frac{\rho}{\rho_{cr}} \right), \quad (2.7)$$

where  $\rho_{cr} = 2\sqrt{3}M_{\text{Pl}}^4/\gamma^3$ .

Through the modified Friedmann's equation (2.7), we see explicitly the underlying quantum geometric effects [13], with the singularity replaced by a quantum bounce when  $\rho = \rho_{cr}$ . For  $\rho \ll \rho_{cr}$  we recover GR as expected. The above expression holds independently of the particular characteristics of the inflationary parameters when initial conditions for the Universe are assumed.

In a cosmological scenario where the Universe is dominated by the energy density of a scalar field,  $\phi$ , the inflaton, the equation of motion for  $\phi$  is simply

$$\ddot{\phi} + 3H\dot{\phi} + V_{,\phi} = 0, \quad (2.8)$$

where  $V_{,\phi} \equiv dV(\phi)/d\phi$  is the field derivative of the inflaton's potential. In the present work, we also include radiation as a main ingredient of the energy density. Radiation can be included by considering decaying processes involving the own inflaton field, where part of its energy density is converted in radiation and parametrized through a dissipation term in Eq. (2.8), with dissipation coefficient  $\Gamma$ ,

$$\ddot{\phi} + 3H\dot{\phi} + \Gamma\dot{\phi} + V_{,\phi} = 0, \quad (2.9)$$

and supplemented by the equation of the evolution of the radiation energy density<sup>2</sup>,

$$\dot{\rho}_R + 4H\dot{\phi} = \Gamma\dot{\phi}^2. \quad (2.10)$$

Alternatively, we could also assume radiation to be already present in the system, at some early time, independent of explicitly relying in modifying the dynamical equations by the introduction of decay processes, e.g., affecting directly the inflaton field in Eq. (2.9). Radiation in this case could have origin for example due to the decay of other fields at some earlier times, or even through gravitational particle production mechanisms. In this case, at the time we set the initial conditions for

<sup>2</sup> Note that in the oscillating regime for the inflaton, we can also replace the term  $\dot{\phi}^2$  in Eq. (2.10) by its average over an oscillation cycle [51],  $\langle \dot{\phi}^2 \rangle_{\text{cycle}} = 2\rho_\phi$ , which gives for Eq. (2.10) its more standard form used, e.g., in reheating studies.

the inflaton, there can also be present already some non-vanishing early radiation energy density. In this work, we have considered both situations and shown that our results remain unaltered and independent of the details of the radiation production mechanisms that might be at play. In either case, the total energy density is then given by  $\rho = \dot{\phi}^2/2 + V(\phi) + \rho_R$ , implying in the following modified Friedmann's equation,

$$H^2 = \frac{\dot{\phi}^2/2 + V(\phi) + \rho_R}{3M_{\text{Pl}}^2} \left[ 1 - \frac{\dot{\phi}^2/2 + V(\phi) + \rho_R}{\rho_{cr}} \right], \quad (2.11)$$

and its time derivative,

$$\dot{H} = -\frac{3\dot{\phi}^2 + 4\rho_R}{6M_{\text{Pl}}^2} \left[ 1 - 2\frac{\dot{\phi}^2/2 + V(\phi) + \rho_R}{\rho_{cr}} \right]. \quad (2.12)$$

### III. PHASES OF LQC

Let us divide the dynamics of the Universe in LQC prior the bounce and after the bounce.

#### A. Prebounce regime

Let us consider a sufficient time back in the contracting phase where the inflaton is in an oscillatory regime. In this prebounce regime, where  $H < 0$ , then  $\phi$  and  $\dot{\phi}$  are oscillating with amplitudes increasing or have damped oscillations, depending whether the decay processes given by  $\Gamma$  in Eq. (2.9) are present or absent ( $\Gamma = 0$ ). Either way, we can characterize this regime by the conditions,

$$\rho \ll \rho_{cr}, \quad H < 0, \quad H^2 \ll |V_{,\phi\phi}|, \quad (3.1)$$

and when including  $\Gamma$ , with also the condition  $\Gamma < 2\sqrt{|V_{,\phi\phi}|}$  such that the inflaton is still oscillating, albeit in an underdamped way. Following the proposal of Refs. [27, 30], we define initial conditions for the Universe in this phase of oscillating inflaton field in the contracting phase. In Ref. [27] it was suggested as a natural variable to assign initial conditions in this regime the phase  $\delta$  of the field oscillations. Though this is a natural choice for the simple case of the quadratic inflaton potential, where both  $\phi$  and  $\dot{\phi}$  have simple oscillating (or, in the presence of  $\Gamma$ , underdamped) solutions in the regime of Eq. (3.1), for other type of potentials the expression for the field and its derivative in the contracting phase may not be that simple. Therefore, in all of our numerical analysis, which will be described below, we will assign initial conditions directly to the scalar field and its derivative, by choosing appropriate values for the initial density ratio defined by  $\alpha = \rho/\rho_{cr}$ , with  $\alpha$  sufficiently small such as the conditions of Eq. (3.1) hold. Note that in the case where  $\Gamma = 0$ , but still including some initial radiation energy density, this will also entail some upper bound for the initial radiation energy density.

As we approach the bounce, starting from the point given by Eq. (3.1), there might be a phase of *slow-roll deflation*. This phase is the opposite of what happens in the slow-roll inflation, as it is still in the contraction phase. This phase is characterized by an almost constant  $\phi$  and a linearly growing  $|\dot{\phi}|$ . The conditions for slow-roll deflation are

$$\rho \ll \rho_{cr}, \quad H < 0, \quad H^2 \gg |V_{,\phi\phi}|, \quad V(\phi) \gg \dot{\phi}^2/2, \quad \rho_R. \quad (3.2)$$

The probability that this phase will occur is, however, small since almost none of the possible paths that start at low energy in the contraction phase have an exponential contraction phase in the prebounce. Thus, the fraction of trajectories that have a significant contraction phase is very small, implying that the dynamics of these trajectories, for a high energy density, are strongly dominated by kinetic energy [30]. In the presence of radiation the probability of this phase gets even slimmer since, as one gets close to the bounce, the radiation energy density, which grows faster than the potential energy density in the contracting regime, will tend to dominate over  $V(\phi)$ .

Finally, just prior to the bounce, there is a phase of *superdeflation*. This phase, which occurs just before the bounce, thus, still in the contracting phase when  $H < 0$ , lasts from the time when  $\dot{H} = 0$  until  $H = 0$  (i.e., already in the bounce). In this phase, we then have that

$$H^2 \gg |V_{,\phi\phi}|, \quad \dot{\phi}^2/2 \gg V(\phi), \quad \rho_R. \quad (3.3)$$

We typically find that this phase of superdeflation happens very quickly, typically lasting less than a Planck time [31]. The presence of radiation can make it even shorter, as the radiation will tend to take a large portion of the energy density prior to the bounce.

#### B. Postbounce regime

Immediately after the bounce, if the energy density is mostly dominated by kinetic energy, we have a phase of *superinflation*. This phase, already at the beginning of the expansion, goes from just after the bounce (when  $H = 0$ , i.e.,  $\rho = \rho_{cr}$ ) until the point where  $\dot{H} = 0$ . The conditions for superinflation are again the same as in Eq. (3.3), however, at the commencement of the expanding phase. This is also a very short phase, just like the superdeflation one, and radiation also tends to make it shorter.

After the bounce phase, the kinetic energy fast decreases as  $\dot{\phi}^2 \propto 1/a^6$  and the radiation decreases as  $\rho_R \propto 1/a^4$ , while the potential energy density  $V(\phi)$  only slowly changes. The inflaton dynamics after the bounce and throughout the preinflationary phase is just monotonically, with no oscillations [31]), thus, we expect no significant radiation production in this phase. By also neglecting other possible sources of radiation in this phase,

hence, the potential energy of the inflaton will eventually dominate the energy content of the Universe and the standard slow-roll inflationary phase will set in, but with a duration that can be strongly affected by the radiation presented already in the earlier phases, as we are going to see in the next Section.

At the beginning of slow-roll we have that  $\rho \ll \rho_{cr}$ , the quantum corrections to the Friedmann's equation are negligible and the cosmological equations reduce to the usual ones of GR. Let us estimate the number of  $e$ -folds of expansion from the bounce to the beginning of slow-roll inflation. In the absence of radiation, the transition from the stiff matter kinetic dominated regime after the bounce, to the slow-roll phase happens rather quickly, with the equation of state changing from  $w \approx 1$  to  $w \approx -1$  typically happening in less than one  $e$ -fold [31]. In the presence of radiation, depending on its amount, we can have an intermediate radiation dominated regime [24, 49], where the equation of state at the bounce,  $w \simeq 1$ , changes to  $w \simeq 1/3$ , before assuming the value  $w \simeq -1$  at the start of inflation (signaled when the equation of state gets smaller than  $-1/3$ ).

The number of  $e$ -folds lasting the preinflationary phase, from the bounce to the start of slow-roll,  $N_{\text{preinfl}}$ , can be approximately estimated in the absence of radiation by setting that around the start of slow-roll, at time  $t_{sr}$ ,  $\rho_{\text{kin}}(t_{sr}) \equiv \dot{\phi}^2(t_{sr})/2 \sim \rho_V(t_{sr})$ , where  $\rho_V \equiv V(\phi)$ . By also recalling that the bounce is dominated by the kinetic energy,  $\rho_{\text{kin}}(t_{\text{bounce}}) \simeq \rho_{cr}$ , then, we have that

$$\rho_{\text{kinetic}}(t_{sr}) \simeq \frac{\rho_{cr}}{a^6(t_{sr})} \sim \rho_V(t_{sr}). \quad (3.4)$$

As an estimate for  $\rho_V(t_{sr})$  we can use the upper bound obtained by the Planck data on the scale of inflation when the pivot scale exits the Hubble radius [52],  $V_* < (1.6 \times 10^{16} \text{GeV})^4$ . Using this result in Eq. (3.4), we obtain that

$$N_{\text{preinfl}} = \ln \left[ \frac{a(t_{sr})}{a(t_{\text{bounce}})} \right] \sim \frac{1}{6} \ln \left( \frac{\rho_{cr}}{V_*} \right) \sim 4.3. \quad (3.5)$$

Note that the estimate given by Eq. (3.5) is based on the value for the scale of inflation at around the time the relevant wavelengths cross the Hubble radius during inflation, which happens at around 60 or so  $e$ -folds before the end of inflation. For inflation lasting much longer than the minimum, we do not expect a much higher value for the potential at the beginning of inflation as a consequence of the slow-roll conditions. As we will explicitly see for the different inflation models studied in the next section, despite each model will predict quite different values for the total number of  $e$ -folds of inflation, we always find that  $N_{\text{preinfl}} \sim 4$ . This shows that the estimate given by Eq. (3.5) is quite satisfactory when in the absence of radiation. The effect of radiation on the above estimate can be understood by the fact that it removes part of the energy density of the inflaton that would otherwise be available. Thus, it delays the start of inflation and  $N_{\text{preinfl}}$  increases when compared to the cases when

radiation is absent. This effect will be explicitly seen in our numerical results. This result can also be understood analogously in terms of the scale of inflation in Eq. (Npre). Radiation not only delays the start of inflation but also decreases  $V_*$ , thus increasing the estimate for  $N_{\text{preinfl}}$ .

#### IV. METHOD, NUMERICAL STRATEGY AND RESULTS

As already mentioned, in this work we will closely follow the procedure suggested in Refs. [27, 30] to obtain the appropriate PDFs for the expected number of  $e$ -folds of inflationary expansion for the different models that we will analyze. The procedure can be summarized by the following steps:

- We consider an appropriated initial time deep in the contracting regime prior to the bounce. The initial energy density  $\rho_0$  is such that  $\rho_0 = \alpha \rho_{cr}$  is small enough ( $\alpha \ll 1$ ) such to start the evolution early in the contracting phase with the inflaton field in the oscillatory regime defined in Eq. (3.1). For all our numerical studies we have considered in particular that  $\alpha < 8 \times 10^{-17}$ , while checking the consistency of the results for each potential as  $\alpha$  was varied;
- For the considered initial energy density  $\rho_0$  at the initial time  $t_0$ , we take random samples of initial values for the scalar field, which will be localized around the minimum of its potential with some dispersion  $\Delta\phi$ , such that  $-\phi_0 - \Delta\phi \leq \phi(t_0) \leq \phi_0 + \Delta\phi$ , where  $\phi_0$  is the value of the inflaton field at the bottom of its potential. The radiation energy density can either be introduced through dissipative processes like in Eqs. (2.9) and (2.10), starting with  $\rho_R(t_0) = 0$  with a fixed dissipation coefficient  $\Gamma$ , or we can set an initial radiation energy density  $\rho_R(t_0) \neq 0$  and vanishing dissipation coefficient, as explained in the previous section. Finally, the time derivative of the inflaton field is then set as  $\dot{\phi}(t_0) = \pm \sqrt{2\sqrt{\rho_0 - V(\phi(t_0))} - \rho_R(t_0)}$ , with a sign randomly chosen;
- We solve the dynamics with the produced initial conditions from the contracting branch to the end of slow-roll inflation in the expanding branch using the dynamical equations of motion given by Eqs. (2.9), (2.10) and (2.12), which are solved for the different inflationary models described by the potential  $V(\phi)$ . In the cases studied with radiation being produced in the contracting phase due to the inflaton's oscillations, we assume perturbative decay analogously to what can happen in the reheating phase after inflation [53, 54], setting  $\Gamma = 0$  when the inflaton stops oscillating, which happens right after the bounce. Due to the very short duration

of the bounce phase ( $\Delta t \sim t_{Pl}$ ), we neglect any source of particle production during the bounce. Therefore, we can set  $\Gamma = 0$  just after the bounce in the expanding phase. In a second approach, for comparison, we simply consider the presence of an already present initial amount of radiation energy density in the contracting phase at the beginning of our simulations and set  $\Gamma = 0$  in Eqs. (2.9) and (2.10) and then evolve the system from the initial time  $t_0$  to the end of inflation with the resulting equations;

- For each initial condition sampled we obtain the corresponding number of  $e$ -folds and produce the associated PDF, from which the appropriate statistical analysis can be performed. We have worked with samples ranging from 1000 to 5000 points for each model analyzed, which we found to be enough to obtain satisfactory statistics.

### A. Models

In this work we will study two classes of inflation models with primordial potentials as given below.

#### 1. Power-law monomial potentials

In this class of models, we have  $V(\phi)$  given by

$$V = \frac{V_0}{2n} \left( \frac{\phi}{M_{Pl}} \right)^{2n}, \quad (4.1)$$

and we explicitly analyze the cases for the quadratic, quartic and sextic forms of the potential (corresponding to the powers  $n = 1, 2$  and  $3$ , respectively). The model given by Eq. (4.1) covers the class of inflationary models corresponding to large-field models [55].

#### 2. The Higgs-like symmetry breaking potential

The Higgs-like symmetry breaking potential is given by the following expression,

$$V = V_0 \left[ 1 - \left( \frac{\phi}{v} \right)^2 \right]^2, \quad (4.2)$$

where  $v$  denotes the vacuum expectation value (VEV) of the field. The Higgs-like symmetry breaking potential can represent either a small-field inflation model, if inflation starts (and ends) at the plateau part of the potential (i.e., for  $|\phi| < |v|$ ), or be a large field model, for which inflation ends in the chaotic part of the potential ( $|\phi| > |v|$ ). In all our analysis with this potential, we have explicitly distinguished these two possibilities and produced results for both.

In all of the above potentials, the constant  $V_0$  is obtained from the normalization of the CMB spectrum and this is how we define  $V_0$  for each of the above potentials. For definiteness, we have fixed  $V_0$  for each model as  $V_0/M_{Pl}^4 \simeq 3.41 \times 10^{-11}$  for the quadratic monomial potential,  $V_0/M_{Pl}^4 \simeq 1.37 \times 10^{-13}$  for the quartic monomial potential and  $V_0/M_{Pl}^4 \simeq 1.82 \times 10^{-16}$  for the sextic monomial potential. Note that for the Higgs-like symmetry breaking potential Eq. (4.2), the normalization of the spectrum implies that the value of  $V_0$  will also have a dependence on the VEV of the inflaton, but for the values of VEV we have considered,  $14M_{Pl} \leq v \leq 25M_{Pl}$ ,  $V_0$  has values ranging from  $V_0/M_{Pl}^4 \simeq 1.72 \times 10^{-14}$  to  $3.82 \times 10^{-14}$ <sup>3</sup>.

Note that the monomial potentials like the ones we have considered here are already ruled out in the simple scenarios of cold inflation, according to the Planck results [52]. The Higgs-like potential, on the other hand, can still be compatible with the observations for some ranges of the VEV. However, when radiation processes are present, most notably as it is the case of these models when studied in the warm inflation context, all these potentials can be shown to agree with the observations (see, e.g., Refs. [39, 56–60]). Looking ahead on the possibility of extending the analysis presented here also to warm inflation, this is why we consider the above potentials in particular, besides, of course, the fact that they are well motivated in the context of particle physics models in general.

### B. Results

Having explained above the numerical strategy that we have employed in our analysis, we now give the corresponding results obtained by using each of the primordial inflaton potential models defined by Eqs. (4.1) and (4.2). For comparative purposes, we first consider the case where radiation is absent throughout the evolution, from the contracting phase at the initial time  $t_0$  to the end of inflation and then consider explicitly how radiation influences these results.

#### 1. Results in the absence of radiation

In Fig. 1 we show the PDFs obtained for the total number of inflationary  $e$ -folds for the three cases considered for the monomial power-law potential Eq. (4.1), i.e., for

<sup>3</sup> Note that depending on the decay processes and the amount of radiation at the time that the CMB scales leave the Hubble radius during inflation, the normalization  $V_0$  can change with respect to the vacuum values, as, e.g., in the case in warm inflation [56]. We, however, do not consider these processes that can change the primordial power spectrum in the present study when fixing the value of  $V_0$ .

the quadratic ( $n = 1$ ), quartic ( $n = 2$ ) and the sextic ( $n = 3$ ) potentials.

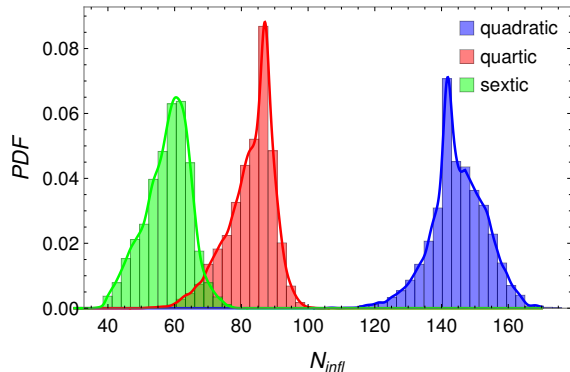


FIG. 1. The PDF for the total number of inflationary  $e$ -folds for the monomial power-law potentials in LQC obtained when radiation is neglected throughout the evolution.

As we see from Fig. 1, as we increase the power  $n$  of the potential, the smaller is the number of  $e$ -folds that results. The PDFs for the three cases considered has a dispersion of around 20- $e$ -folds from the peak of the distribution, quickly vanishing at the extrema. In particular, we obtain no more than about a total of 80- $e$ -folds of inflationary expansion for the sextic potential. One recalls that from results for the perturbation spectra in LQC, one typically requires at least around 80- $e$ -folds of total expansion from the bounce in LQC to the end of inflation, such that the quantum effects on the primordial power spectra to be sufficiently diluted [31]. On the contrary, if the total expansion lasts less than this minimum, the LQC effects on the spectra would already be visible. As the preinflationary expansion that starts from the bounce until the beginning of inflation does not last more than about 4- $e$ -folds (see discussion at the end of Sec. III and also the explicit results on this given below), this already puts in strong tension with the observations the sextic potential and excludes all other higher power monomial potential ( $n > 3$ ) when considering the predicted number of  $e$ -folds alone in LQC, even when these models are implemented in the warm inflation picture<sup>4</sup>. On the other hand, the quartic potential (and all other cases with  $n < 3$ ), can most easily satisfy the required minimum amount of expansion from the bounce to the end of the inflationary phase. Finally, we note that the result we have obtained for the quadratic potential, which gives a most likely  $N_{\text{infl}}$  at around 140, is in agreement

<sup>4</sup> Also, in standard cold inflation scenarios the monomial power-law potentials are strongly disfavored based on the values for the tensor-to-scalar ratio and/or the spectral tilt predicted by them [52].

with the previous results already obtained in Ref. [27] for this specific form of the inflationary potential. The results for the quartic and sextic forms of the potential are new.

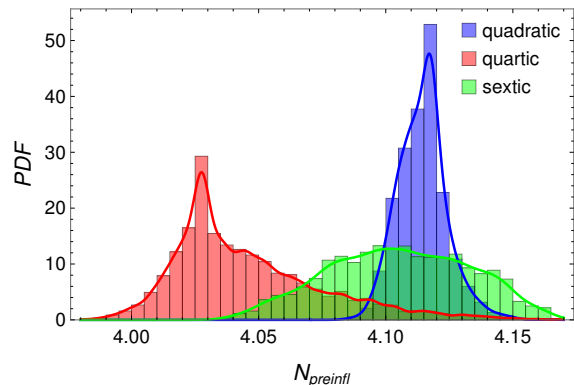


FIG. 2. Number of preinflationary  $e$ -folds for the power-law potentials in LQC.

To complete our analysis for the monomials power-law potentials, in Fig. 2 we also show the results for the PDFs for the number of preinflationary  $e$ -folds, which considers the expansion from the bounce to the beginning of the slow-roll inflation. We note from the results shown in Fig. 2 that despite the differences in the PDFs, the expected number of preinflationary  $e$ -folds is  $N_{\text{preinfl}} \sim 4$  for all the three models, which agrees with the estimate given by Eq. (3.5).

For the Higgs-like symmetry breaking potential Eq. (4.2), we have analyzed cases for different values for the VEV  $v$ . The results for the total number of  $e$ -folds of inflation as a function of  $v$  have been summarized in Fig. 3(a). Note that we have explicitly separated the cases of inflation happening in the plateau part of the potential ( $|\phi| < |v|$ ) from those cases of inflation happening in the chaotic part ( $|\phi| > |v|$ ). We observe that the number of  $e$ -folds in the chaotic part of the potential is consistently slight above 100  $e$ -folds for the cases shown in Fig. 3(a). But we have also verified that when  $|v| \lesssim 8M_{\text{Pl}}$  (not shown in Fig. 3), the expected  $N_{\text{infl}}$  starts to approach the one seen for the quartic potential in the monomial case, as expected. We have also analyzed whether there would be any preference for inflation happening in either part of the potential. However, the results of our simulations had not shown a significant preference for inflation to occur in the plateau or in the chaotic part of the potential. The probability for a given initial condition to end up leading to inflation in the plateau or chaotic regions of the potential is always around 50%, slight oscillating around this value as  $v$  is changed. But the results do show that for  $|v| \lesssim 14M_{\text{Pl}}$

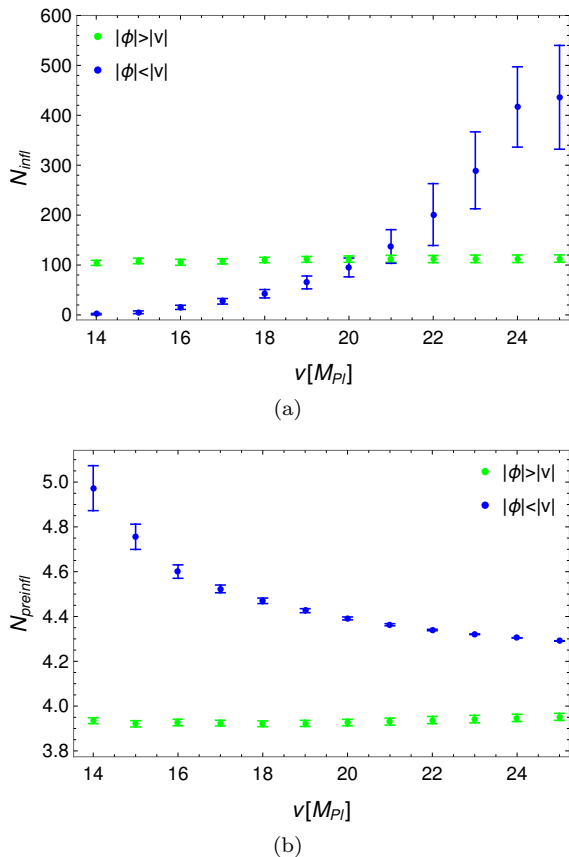


FIG. 3. Number of total inflationary  $e$ -folds (panel a) and for the number of preinflationary  $e$ -folds (panel b) for the Higgs-like symmetry breaking potential in LQC as a function of the VEV. The errors bars in the plots indicate the one-sigma standard deviation of the results from the median obtained from the respective PDFs. All cases analyzed when radiation is absent from the evolution.

there are essentially no more initial conditions leading to inflation starting and ending in the plateau region. Furthermore, for  $|v| \lesssim 19M_{\text{Pl}}$ , the expected number of  $e$ -folds in the plateau part of the potential is already smaller than around 80  $e$ -folds and the discussion given above, referent to the monomial potentials with  $n \gtrsim 3$ , applies here as well.

We note that inflation in the plateau region is subjected to the well-known initial conditions problem (see, e.g., Ref. [34] and references therein). In particular, the smaller is the VEV in the Higgs-like potential, the less attractor the slow-roll trajectory becomes. Interestingly enough, in our results this initial condition problem for inflation in the plateau does not manifest in the number of initial conditions ending up in the plateau region, but instead in a reduction of the total number of inflationary  $e$ -folds as  $v$  decreases. On the other hand, the larger is the VEV, the larger is the number of  $e$ -folds in the plateau region, which here is a manifestation of the increase of the attractor nature for the slow-roll trajectories on the plateau and as the plateau gets flatter as

$v$  increases, hence, leading to potentially more  $e$ -folds. In Fig. 3(b) we give the results for the predicted number of preinflationary number of  $e$ -folds for the Higgs-like potential. Once again we have explicitly separated the cases of initial conditions leading to inflation in the plateau or in the chaotic parts of the potential. The results show that  $N_{\text{preinfl}}$  decreases with  $v$  for the case of inflation occurring in the plateau and tend to converge towards  $N_{\text{preinfl}} \sim 4.3$  for  $|v| > 24M_{\text{Pl}}$ . On the other hand, for inflation occurring in the chaotic part of the potential, we obtain that  $N_{\text{preinfl}}$  is almost independent of  $v$ , though the data shows a slowly increase as  $|v|$  increases and  $N_{\text{preinfl}}$  is slight below 4, but still consistent with the estimate given by Eq. (3.5).

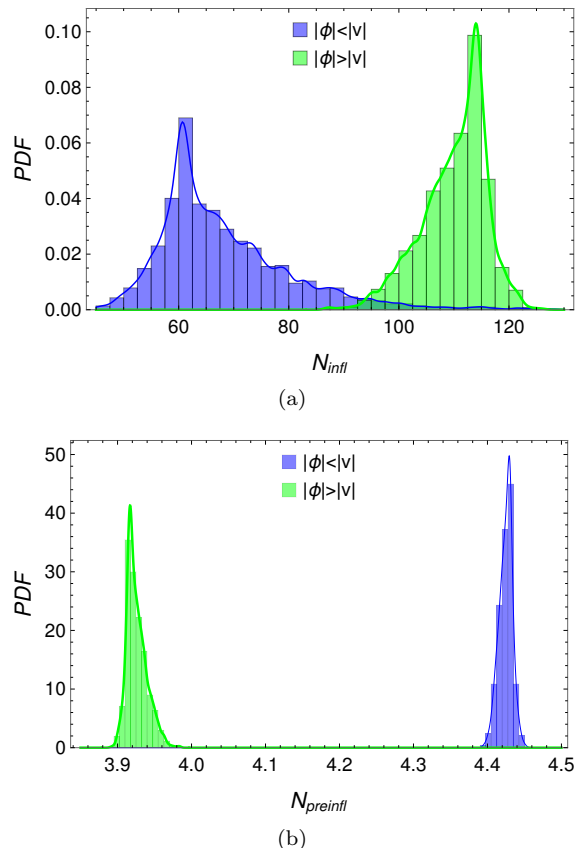


FIG. 4. Panel (a): PDF for the number of inflationary  $e$ -folds for the chaotic and plateau parts of the Higgs-like symmetry breaking potential in LQC considering the value  $v = 19M_{\text{Pl}}$ . Panel (b): PDF for the number of preinflationary  $e$ -folds for the chaotic and plateau parts of the Higgs-like potential in LQC considering the same VEV. As in the previous figures, radiation is absent throughout the evolution.

As a complement and example case extracted from the above results for the Higgs-like symmetry breaking potential, in Fig. 4(a) we explicitly show the PDF for the number of inflationary  $e$ -folds taking, as an example,



the vacuum expectation value of the Higgs-like symmetry breaking potential to be  $v = 19M_{\text{Pl}}$ . Likewise, in the Fig. 4(b) we also show the PDF for the number of pre-inflationary  $e$ -folds from the bounce to the beginning of the slow-roll obtained for this same value of VEV.

TABLE I. Values for the median and standard deviation ( $1\sigma$ ) for the number of preinflationary and inflationary  $e$ -folds for the power-law and Higgs-like symmetry breaking potentials in LQC in the absence of radiation effects.

Model	Median and Standard Deviation	
	$N_{\text{preinf}}$	$N_{\text{infl}}$
Quadratic	$4.115 \pm 0.010$	$144 \pm 8$
Quartic	$4.038 \pm 0.030$	$84 \pm 7$
Sextic	$4.10 \pm 0.06$	$59 \pm 7$
Higgs ( $v = 19M_{\text{Pl}}$ ) plateau	$4.426 \pm 0.009$	$65 \pm 13$
Higgs ( $v = 19M_{\text{Pl}}$ ) chaotic	$3.923 \pm 0.014$	$111 \pm 6$

Finally, for completeness, we summarize our main results that can be extracted from all the PDFs in the Tab. I, where we give the results for the median and standard deviation for  $N_{\text{infl}}$  and  $N_{\text{preinf}}$  for each of the models studied when neglecting radiation effects. For the Higgs-like symmetry breaking potential, we have given only results obtained from the specific example shown in Fig. 4. For the other VEVs studied, see Fig. 3.

## 2. Results in the presence of radiation

Let us now study how the inclusion of radiation will affect the above results. We start by considering Eqs. (2.9), (2.10) and (2.12) with the dissipation coefficient  $\Gamma$ . One notes that here  $\Gamma$  parametrizes a radiation production process where part of the energy density of the inflaton is converted to radiation. As already pointed out in the previous section, there can be many other different processes at play generating radiation, not directly related to the inflaton (e.g., decay of spectator fields, gravitational particle production, etc). Parameterizing radiation production like perturbative decay of the inflaton might represent only one of such processes. However, as explained below, our results are only dependent on the amount of radiation prior to the bounce and much less on which particular process (or processes) that might be leading to it. This simplifies significantly our study, besides of showing that our results should not be sensitive to the details of the dynamics of radiation production in the contracting phase. These are quite strong claims and to exemplify them through an explicit example, let us consider the case of the monomial quadratic inflaton potential initially.

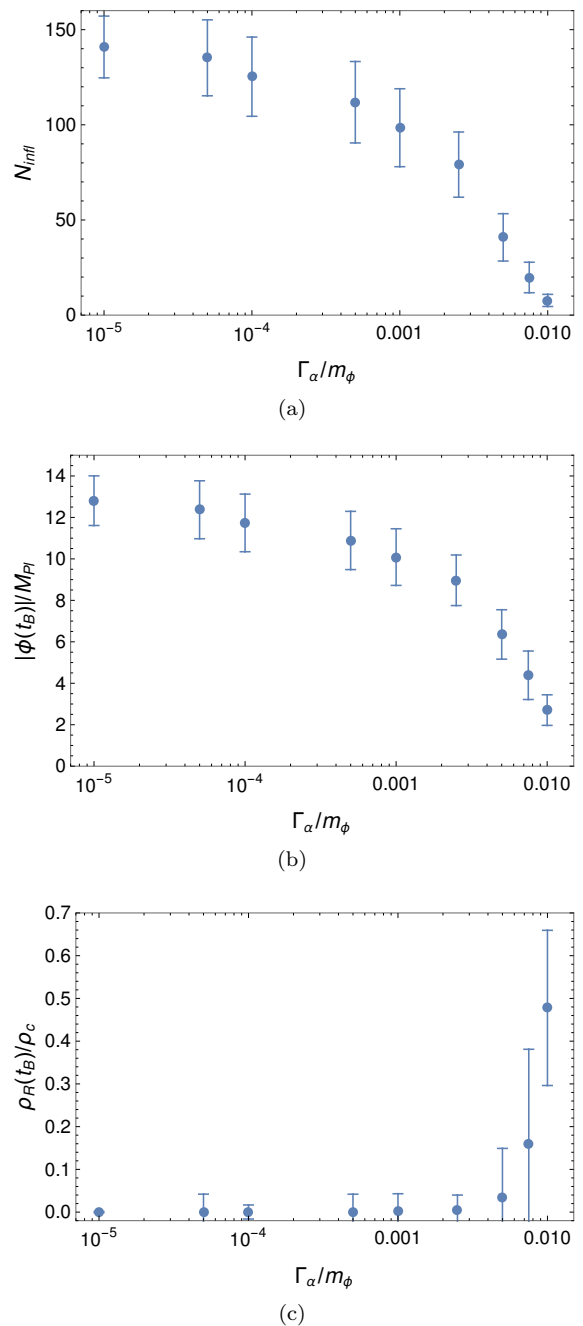


FIG. 5. Number of total inflationary  $e$ -folds (panel a), the modulus of the amplitude of the inflaton at the bounce (panel b) and the radiation energy density fraction at the bounce (panel c) as a function of the dissipation rate  $\Gamma$ , for the case of the monomial quadratic inflaton potential. The inflaton mass here is given by  $m_\phi = V_0^{1/2}/M_{\text{Pl}}$ . The errors bars in the plots indicate the one-sigma standard deviation of the results from the median obtained from the respective PDFs.

In Fig. 5(a), we show the effect of the radiation production through  $\Gamma$  in the expected number of  $e$ -folds of inflation for the monomial quadratic model. The larger is  $\Gamma$ , the smaller is the number of  $e$ -folds expected for

inflation later in the expanding region postbounce. This result can be also correlated to the expected value for the inflaton field at the bounce time  $t_B$ ,  $\phi(t_B)$ , as shown in Fig. 5(b). As seen in Fig. 5(b), the larger is  $\Gamma$ , the smaller is the amplitude of the inflaton field at the bounce and smaller will be the resulting number of  $e$ -folds. Note that the smaller resulting potential energy density of the inflaton at the bounce cannot be compensated by a larger kinetic energy, since now part of the total energy density at the bounce making the critical density  $\rho_c$  will be in the form of radiation energy density at the bounce  $\rho_R(t_B)$ , as can be seen in Fig. 5(c).

As explained in the previous section, these results are obtained from the PDFs that here are generated for different values of  $\Gamma$ . In Fig. 5 it is shown the median and the one-standard deviation (shown as error bars) that are derived from those PDFs. In this specific example, we have considered in particular the fraction of total energy density at the initial time  $t_0$  in the contracting phase as  $\alpha \equiv \rho(t_0)/\rho_c = 10^{-19}$ . We have added a subindex  $\alpha$  to  $\Gamma$  to point out explicitly that these results, when expressed in terms of the decay coefficient, should be interpreted as  $\alpha$  dependent. This is understandable, since  $\alpha$  specifies how far back in the contracting phase we are initiating our simulations and, hence, it determines how many oscillations the inflaton will go through its evolution. The radiation energy density produced, of course will be dependent on this evolution. Thus, for other values of  $\alpha$  we will have a similar behavior as shown in Fig. 5, though at different values of  $\Gamma$ . The important point to notice is that the Hubble parameter at the contracting phase is increasing in modulus (becoming more and more negative) before the bounce is approached. Therefore, even if we might start the evolution with a  $\Gamma > |H|$ , at some point before the bounce we will necessarily have  $\Gamma < |H|$ . At this point the inflaton dynamics stops being damped with decreasing oscillations due to the presence of the dissipation term in Eq. (2.9) and starts to have oscillations with increasing amplitudes. In other words, the effect of  $\Gamma$  on the dynamics is no longer relevant. In particular note that radiation production is only efficient when  $\Gamma > |H|$ , similarly to what happens in perturbative reheating, and when  $\Gamma < |H|$ , essentially radiation production becomes ineffective. The radiation produced until that time will then evolve with the metric like  $\rho_R \propto 1/a^4$  and increases towards the bounce time, while the inflaton still oscillates strongly<sup>5</sup>. Note that as we approach the bounce the modification in the Friedmann equation in LQC becomes important, and at some point we will have again the condition  $|H| < m_\phi$  satisfied. However the time interval of

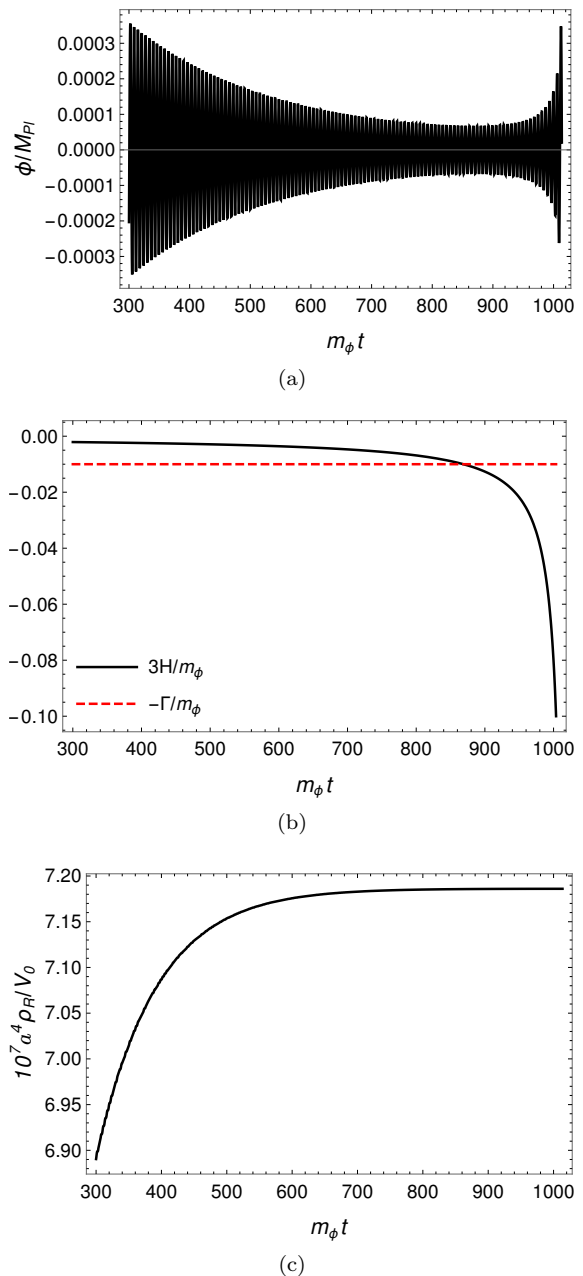


FIG. 6. One example of evolutions in the contracting phase, up to close (but still below) the bounce instant  $t_B$ , for the inflaton field (panel a), for the Hubble parameter (panel b) and for the radiation energy density times the fourth power of the scale factor at the bounce,  $a^4 \rho_R$  (panel c), for the case of the monomial quadratic inflaton potential. These results were obtained for a dissipation rate  $\Gamma/m_\phi = 0.01$  and for a total energy density ratio at the initial time given by  $\alpha \equiv \rho(t_0)/\rho_c = 10^{-19}$ . Here, the bounce instant is  $t_B \simeq 1018/m_\phi$ .

the bounce phase, when the correction in the Friedmann equation is important, is very short, typically of order of a Planck time, such that the production of radiation due to  $\Gamma$  is negligible during this short period. For this reason, we do not need to consider dissipation during the bounce

<sup>5</sup> Recall that  $|H| < m_\phi$  is the condition for the inflaton oscillations, while perturbative decay of the inflaton also requires  $\Gamma \ll m_\phi$  [61].

phase. In Fig. 6(a) we explicitly show these expectations for the evolution of the inflaton field. The evolution of the Hubble parameter in the contracting phase is shown in Fig. 6(b). Note that when  $\Gamma$  drops below  $3|H|$  (which in the picture corresponds to the region where the red dashed line  $(-\Gamma/m_\phi)$  is above the black solid line), it is exactly the time when the damped oscillations of the inflaton turn into oscillations with increasing amplitudes, just as expected from Eq. (2.9) for the dynamics of the inflaton field in the contracting phase when  $\Gamma = 0$ . The resulting radiation energy density evolution times  $a^4(t)$  is shown in Fig. 6(c). Once again we see that by the same time that  $\Gamma$  drops below  $|H|$ , i.e., the inflaton decouples from the radiation, the radiation production essentially stops and  $\rho_R a^4 \sim cte$ , i.e., the radiation evolves as expected had we started the evolution at that instant of decoupling  $t_{\text{dec}}$ , with  $\Gamma = 0$  and with the given radiation energy density at that instant,  $\rho_R(t_{\text{dec}})$  taken as its initial value. This is why both approaches, i.e., starting evolving the system of equation in the contracting phase with an explicit dissipation term in the equations at  $t = t_0$  and with  $\rho_R(t_0) = 0$ , or simply assuming the evolution starting at  $t_{\text{dec}} > t_0$  with an initial nonvanishing radiation energy density,  $\rho_{R,i} \equiv \rho_R(t_{\text{dec}})$  at  $t_{\text{dec}}$ , but with  $\Gamma = 0$ , turn out to be completely equivalent.

In our systematic analysis of how radiation affects the predictions for inflation in the models analyzed we still produce the PDFs starting with initial conditions in the contracting phase with either radiation being produced through a dissipation term in the evolution equations, or just assuming an initial radiation energy density but setting  $\Gamma = 0$ , as explained above. We have explicitly checked that the results postbounce are independent of the approach used. In fact, we find that the results are much better presented in a transparent way when they are expressed in terms of the fraction of the radiation energy density that will be present at the time of the bounce,  $\rho_R(t_B)/\rho_c$ . This way, the results are also expressed in a more general form, independent of the way the radiation production mechanisms are specified in the contracting phase.

Returning to the results for each of the inflaton potentials considered in this work and following the procedure explained above, in Fig. 7 we show the results for the predicted number of  $e$ -folds of inflation (panel a), the number of preinflationary  $e$ -folds (panel b) and the value for the inflaton field amplitude at the bounce (panel c). To avoid the figures to get too crowded, we have not shown the one-sigma standard deviations error bars for each of the data points (obtained from the medians of the respective PDFs for each model).

Analyzing the results shown in Fig. 7(a), a number of important features emerge as a result of including the effects of radiation. For the monomial potential we see the expected effect of radiation suppressing inflation according to the fraction of radiation that end up present at the

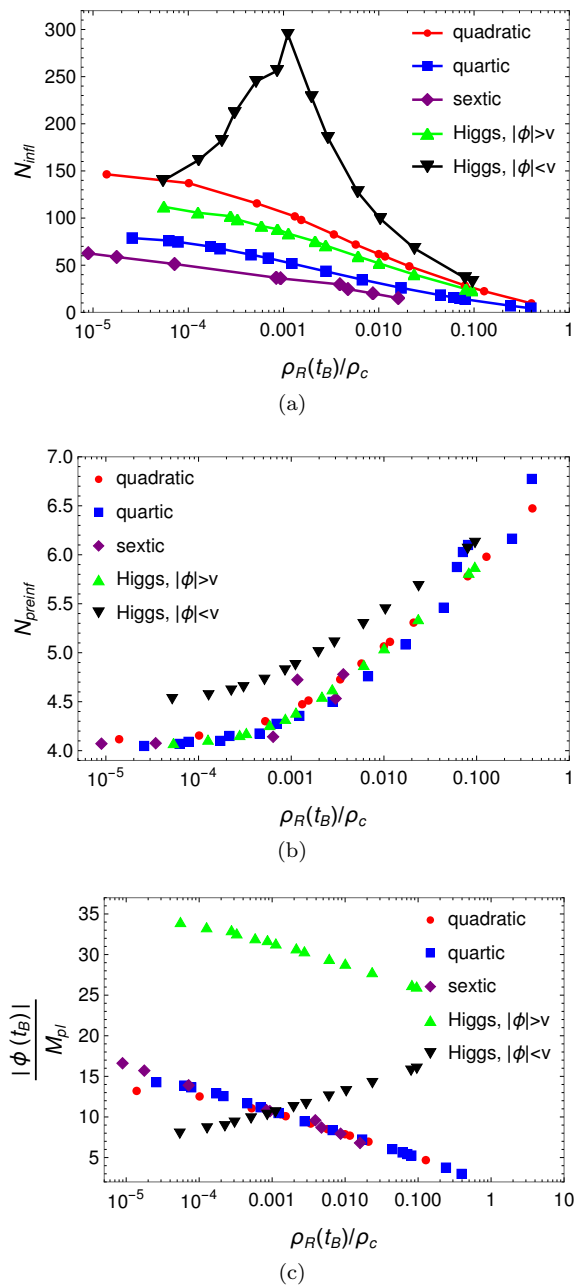


FIG. 7. The duration of inflation (panel a), duration of the preinflationary phase (panel b), and the amplitude for the inflaton at the bounce (panel c), as a function of the fraction of the radiation energy density at the bounce. All the results refer to the medians extracted from the respective PDFs for each of the models studied. The results shown for the Higgs-like symmetry breaking potential refer to the case with a VEV  $v = 21M_{\text{Pl}}$ .

bounce instant  $t_B$  and that comes from the earlier evolution in the contracting phase. In particular, the larger is the power  $n$  in the monomial potential, the smaller is the required fraction of radiation for the number of  $e$ -folds of inflation to drop to unsuitable values to account for the observations. For example, for the quadratic po-

tential the number of  $e$ -folds drops below 50 when the fraction of radiation at the bounce is around 2%, for the quartic potential this fraction is around 0.13%, while for the sextic potential it is as small as 0.0073%. In the case of the symmetry-breaking Higgs-like potential, we have once again explicitly identified the regimes of inflation happening in the plateau region of the potential, with the inflaton amplitude at the beginning and end of inflation satisfying  $|\phi| < v$ , and the regime of inflation happening in the chaotic part of the potential,  $|\phi| > v$ . For the example shown in Fig. 7, we have chosen the case with a VEV  $v = 21M_{\text{Pl}}$ , which in the absence of radiation produces approximately the same number of  $e$ -folds either in the plateau or chaotic parts of the potential (see, e.g., Fig. 3), which gives  $N_{\text{infl}} = 118 \pm 21$  and  $118 \pm 6$  for the expected number of  $e$ -folds for the plateau and chaotic parts of the potential, respectively. Thus, this particular case of VEV is better suited for comparative purposes to see the effects of radiation on the inflation dynamics when happening in one of the two branches of the potential. The behavior of  $N_{\text{infl}}$  as a function of radiation for the chaotic part of the potential exhibits a similar trend just like the monomial potentials. It monotonically drops with the amount of radiation that permeates the bounce and becomes less than 50  $e$ -folds when the fraction of radiation at the bounce is around 1%. However, the behavior for the number of  $e$ -folds when inflation happens in the plateau region is quite peculiar. It instead shows a growing behavior with the increase of radiation up to a maximum value and then drops. This peculiar behavior can be explained by the fact that radiation takes up not only potential energy of the inflaton that it would otherwise have at the bounce instant, but also kinetic energy. There is then an increase chance for the initial conditions at the start of the slow-roll inflation to land close to the top of the potential, thus increasing the number of  $e$ -folds. However, as the radiation is further increased beyond some value, the decrease in kinetic energy of the inflaton leads to less and less initial conditions reaching the top of the potential plateau, thus decreasing the number of  $e$ -folds. We do see however, compared to the other cases, that inflation on the plateau is more resilient to the increase of radiation. The number of  $e$ -folds of inflation, for this particular value of VEV, only drops below 50 when the fraction of radiation at the bounce is larger than around 5%.

In the Fig. 7(b) we see that the number of  $e$ -folds for the preinflationary phase increases with the fraction of radiation energy density. This behavior have already been observed before in Refs. [24, 49] in the case of the quartic potential. Here we confirm that this is a generic expectation also for other forms of primordial inflaton potentials and it can be explained through the estimate for  $N_{\text{preinfl}}$  given in the previous section, Eq. (3.5). The presence of radiation will tend to lower the scale of inflation and, consequently, increase  $N_{\text{preinfl}}$ . Furthermore, we see from the results in Fig. 7(b) that there is a certain universality of the results for the different potentials. The

data points for the monomial potentials, along also the Higgs-like potential with inflation in the chaotic part of the potential, they all group together, thus having very similar behavior on how  $N_{\text{preinfl}}$  depends on the radiation energy density fraction at the bounce instant. The case of the Higgs-like potential for the inflaton and with inflation happening along the plateau of the potential, the behavior is similar, though shifted with respect to the other cases. This is also expected (and also should hold for other values of VEV, as seen, for example, in Fig. 3(b)), given the difference of energy scales for inflation happening on the plateau or chaotic sides of the potential.

Finally, a similar universality as seen in Fig. 7(b), is also seen in Fig. 7(c), where we give how the (modulus of the) inflaton field amplitude at the bounce instant  $t_B$  varies with the fraction of the radiation energy density. Note that all monomial potentials have data grouping together. The case of the Higgs-like inflation in the chaotic part of the potential appears shifted from the monomial potentials exactly by the value of the VEV. Had we shifted the potential zero to the VEV point,  $\phi \rightarrow \phi - v$ , it would also group with the results for the monomial potentials. Note that  $|\phi(t_B)|$  decreases as the amount of radiation increases, thus leading to smaller  $e$ -folds of inflation, consistent with what we see from Fig. 7(a). For  $|\phi(t_B)|$  on the plateau part of the potential, it can only increase towards the VEV value, thus also decreasing the number of  $e$ -folds.

As a final remark concerning the results obtained for the Higgs-like potential, similarly to the case studied in the vacuum, we have found that the presence of radiation does not favor inflation happening either in the plateau (small field) or chaotic (large field) regions of the potential. We have essentially a fifty-fifty chance for some initial condition taken deep in the contracting phase land in either part of the potential at the inflationary slow-roll phase. This is quite surprising in view of the fact that for inflation along the large field part of the potential, like with any chaotic type of inflation, the slow-roll trajectory is a local attractor in the field phase-space of initial conditions [62, 63]. On the other hand, plateau inflaton potentials are known to suffer from the initial conditions problem and have to be severely fine tuned [64]. Though large VEVs for a Higgs-like symmetry breaking potential can alleviate strongly this issue of the initial conditions, we have explicitly verified that the same trend holds also at small values of the VEV, though we are also lead to smaller number of  $e$ -folds as seen in the results of Fig. 3(a). It appears that this issue with small field potential in LQC turns out to manifest in the most likely (and sufficient) amount of inflation to happen than in a probability of a certain initial condition to land on either side of the potential. Surprisingly, as discussed in the case of the results shown in Fig. 7(a), there are also regimes where radiation end up favoring a larger number of  $e$ -folds along the plateau part of the potential (this is somewhat in the lines of the study done in Ref. [34] show-

ing how a preinflationary phase dominated by radiation might end up favoring inflation, by helping localizing the inflaton close to the plateau region of the potential).

## V. ADDITIONAL EFFECTS AND FUTURE DIRECTIONS

It is important to discuss some issues that were not considered explicitly in this work but could lead to interesting effects. Firstly, in order to make the analysis as general as possible, we did not consider any specific mechanism for the radiation production.

As discussed in the previous sections we had simply assumed some a priori particle decay process leading to radiation production. There could be decay rate terms involving for instance explicit interactions of the inflaton with some light fields, which can be either bosons or fermions, with interaction Lagrangian densities terms given, e.g., like  $\mathcal{L}_{\text{int}} = -g\sigma\phi\chi^2$ , with the inflaton coupled to some other scalar field  $\chi$ , or  $\mathcal{L}_{\text{int}} = -h\phi\bar{\psi}\psi$ , for the case of couplings to fermions. Then,  $\Gamma$  refers simply to the decay processes [65] (for  $m_\phi > 2m_\chi, 2m_\psi$ ),  $\Gamma_{\phi\rightarrow\chi\chi} = g^2\sigma^2/(8\pi m_\phi)$  and  $\Gamma_{\phi\rightarrow\bar{\psi}\psi} = h^2 m_\phi/(8\pi)$  respectively, being  $g$  and  $h$  two constants. Coupling other fields directly to the inflaton imposes constraints on the values for the respective couplings such that quantum corrections coming from these other fields do not spoil the required flatness of the inflaton potential. This typically requires small coupling constants,  $g, h \ll 1$ , thus leading to very small decay rates. This in turn would require a long evolution in the contracting phase such that sufficient radiation can be produced. There are other ways, though, of having light fields (radiation) coupled to the inflaton and at the same time allowing for large couplings, provided the inflaton sector is protected by symmetries, like a shift-symmetry in the case the inflaton is a pseudo-Nambu-Goldstone boson, as in axionic inflation, or also in the recent constructions involving the inflaton coupled directly to radiation fields, like in Refs. [58, 60] in the context of warm inflation. These processes could lead to strong dissipation mechanisms also in the contracting phase and possibly be applicable in the context of the present paper. Additionally, we could also think in terms of gravitational particle production. However, these are, in general, very inefficient processes during the oscillatory regime of the inflaton in the pre-bounce phase. In this work, we have also not considered particle production from parametric resonance, similarly to what might happen in preheating after inflation [61], triggered by the oscillations of the inflaton. Parametric resonance is a very efficient particle production mechanism which can cause the energy density of the inflaton to fast decrease. It would be interesting to investigate how parametric resonance could manifest itself due to the strong oscillations of the inflaton in the prebounce contraction phase. As we approach the bounce and the energy density approaches the Planck scale, we might also

expect some opposite behavior to what we would see in the expansion regime postinflation, probably with particle fusion happening efficiently, counterbalancing the evaporation of the inflaton condensate due to its decay during parametric resonance. In the high energy regime close to the bounce, the energy transfer could then also target to the inflaton field. Though quite interesting, the full study of the effects would certainly require a quantum kinetic study of bouncing cosmology in LQC, something beyond the scope of the present paper.

We have also neglected in our analysis the possible contribution of inhomogeneities encoded in the gradient terms, which could be important during the contraction. Even though one should not expect these terms to significantly change the PDFs we obtained, it could be important to study how these terms could affect the dynamics of the bounce phase in these models. In addition, although we have only studied the case of isotropic LQC, the presence of anisotropies could lead to important effects. In this context, the analysis made by the authors in Ref. [29] has shown that considering anisotropic effects the PDFs can be strongly affected, though we can still draw predictions from them, like for the number of  $e$ -folds of inflation (in fact, the effects of anisotropies as studied in Ref. [29] have some similarities to the effects we have seen here due to radiation. By decreasing the energy density of the inflaton, we also expect smaller number of  $e$ -folds the larger are the anisotropies).

Our results can also affect the predictions for each model with respect to the changes radiation can lead to the power spectrum. The presence of radiation means that the initial state for which the primordial scalar curvature perturbations are evaluated is not the Bunch-Davis vacuum but likely an excited state for the inflaton. In addition, if the radiation bath thermalizes, which in general requires that sufficient scatterings happen among the radiation particles, then the formed thermal bath will be carried over the preinflationary phase as well. Note that in general we require the condition that  $\Gamma$  be larger than the expansion (contraction) rate of the Universe as a condition for thermalization [51]. As seen in the example discussed in the previous section and shown in Fig. 6b), this condition is very likely to be satisfied during some time in the contracting phase. Even though the formed thermal bath can drop out of equilibrium after  $\Gamma$  goes below  $|H|$  before the bounce, the temperature of the thermal bath will simply evolve with the scale factor as  $T \propto 1/a$  from that time onwards and be carried over to the postbounce phase, even if no further particle/entropy production happens later on and before inflation. The presence of a thermal bath will lead to an enhancement of the power spectrum [66] and, consequently, to an enhancement of the power at the largest scales, i.e., for the smallest wavenumbers. At the same time, the modification of mode functions due to the presence of radiation leads to a lowering of the quadrupole moment [67–69]. In LQC, the primordial scalar curvature power spectrum has also been shown to be modified [31, 32], causing also

an enhancement of the power at low multipoles. A recent study of these issues in the context of warm inflation [39] has shown how these different effects might counterbalance, easing the lower bound on the duration of inflation determined, e.g., in Ref. [31]. The results we have obtained in the present paper certainly calls for the need of a more detailed computation of the power spectrum in LQC whenever radiation might be present in the preinflationary phase.

## VI. CONCLUSIONS

Based on the proposal set first by the authors of Ref. [27] on how some well defined predictions can be made concerning the probability and duration of inflation in LQC, we have extended their analysis for other power-law monomial potentials like the quadratic, quartic and sextic, and also for the Higgs-like potential for the inflaton. In the later model, we have also investigated the results obtained for different values for the vacuum expectation value. While in the context of cold inflation, the three power-law potentials are disadvantaged by the Planck data [52], warm inflation can rehabilitate them again due to the radiation production effects and this justify using these potentials in the present study. Besides, as simple potential models, it is important to consider them for comparison purposes in general. Motivated by the warm inflation picture, where radiation can be present throughout the inflationary regime, in this work we have then investigated the effects of radiation on the predictions for inflation in LQC for all the above mentioned primordial inflation potential models.

Following the procedure detailed in Refs. [27, 30], we have obtained different PDFs for different relevant quantities, including for example the number of  $e$ -folds of inflation, number of preinflationary  $e$ -folds from the LQC bounce to the start of the slow-roll inflation, the fraction of radiation energy density at the bounce, and draw statistical conclusions from them for each of the models studied here. We assumed initial conditions for the energy density in the remote past, well before the bounce and evolved them considering also the radiation. For the cases studied and for the analysis performed for each of the resulting PDFs, we found that the number of  $e$ -folds of the preinflationary phase is approximately 4  $e$ -folds in all the models analyzed, and increases with the radiation energy density. On the other hand, the number of inflationary  $e$ -folds changes a lot among the models and also strongly depends on the radiation energy density present at the bounce time.

We obtain that, among the power-law potentials analyzed, the sextic model in LQC is the one that predicts the lowest value for the number of inflationary  $e$ -folds  $N_{\text{infl}}$ , implying in a small probability to be consistent with the CMB data. The quartic potential, on the other hand, predicts the most likely  $N_{\text{infl}}$  to be around 80, in the absence of radiation, which suggests a very good possibility of leading to observable signatures from LQC in the spectrum of CMB [31]. For the quadratic model, the most likely  $N_{\text{infl}}$  is around 140, in the absence of radiation, in agreement with the results obtained in Ref. [27]. With such high values of  $N_{\text{infl}}$ , the effects from the quantum regime would probably be diluted to an unobservable level whenever there would be no radiation present affecting the dynamics of expansion and the inflaton. For the Higgs-like symmetry breaking potential we have shown that  $N_{\text{infl}}$  grows with the vacuum expectation value ( $v$ ) for the case of inflation occurring in the plateau (small field) region, while for inflation occurring in the chaotic (large field) part of the potential  $N_{\text{infl}}$  is almost independent of  $v$ , being always around  $N_{\text{infl}} \sim 100$  in the absence of radiation effects. Radiation though has a strong influence on the number of  $e$ -folds in the plateau region of the potential. Instead of tending to suppress the duration of inflation in the plateau, it initially favors an increase of  $N_{\text{infl}}$ , which can be by a large factor depending on the VEV and on the available radiation energy density. This effect has been identified as a result that radiation production decreases the energy that would otherwise be available for the inflaton, both potential and kinetic energies. By having a smaller kinetic energy, the inflaton can then be better localized along the plateau and, hence, increasing the duration of inflation.

We have also discussed the possible effects that the presence of a radiation bath might have on the primordial scalar curvature power spectrum in LQC, which motivates also further study in that direction.

## VII. ACKNOWLEDGEMENTS

L.N.B. acknowledge financial support of the Coordenação de Aperfeiçoamento de Pessoal de Nível Superior (CAPES) - Finance Code 001. L.L.G. acknowledge financial support of the Conselho Nacional de Desenvolvimento Científico e Tecnológico (CNPq), Grant No. 307052/2019-2. R.O.R. is partially supported by research grants from CNPq, Grant No. 302545/2017-4, and Fundação Carlos Chagas Filho de Amparo à Pesquisa do Estado do Rio de Janeiro (FAPERJ), Grant No. E-26/202.892/2017.

---

[1] M. Lilley and P. Peter, “Bouncing alternatives to inflation,” *Comptes Rendus Physique* **16**, 1038-1047 (2015) doi:10.1016/j.crhy.2015.08.009 [arXiv:1503.06578 [astro-ph.CO]].

[2] P. Creminelli, A. Nicolis and E. Trincherini, “Galilean Genesis: An Alternative to inflation,” *JCAP* **11**, 021 (2010) doi:10.1088/1475-7516/2010/11/021 [arXiv:1007.0027 [hep-th]].

- [3] R. H. Brandenberger, “Alternatives to the inflationary paradigm of structure formation,” *Int. J. Mod. Phys. Conf. Ser.* **01**, 67-79 (2011) doi:10.1142/S2010194511000109 [arXiv:0902.4731 [hep-th]].
- [4] A. H. Guth, “The Inflationary Universe: A Possible Solution to the Horizon and Flatness Problems,” *Adv. Ser. Astrophys. Cosmol.* **3**, 139-148 (1987) doi:10.1103/PhysRevD.23.347
- [5] A. D. Linde, “Inflationary Cosmology,” *Lect. Notes Phys.* **738**, 1-54 (2008) doi:10.1007/978-3-540-74353-8-1 [arXiv:0705.0164 [hep-th]].
- [6] J. A. Vazquez, L. E. Padilla and T. Matos, “Inflationary Cosmology: From Theory to Observations,” doi:10.31349/RevMexFisE.17.73 [arXiv:1810.09934 [astro-ph.CO]].
- [7] G. W. Gibbons, S. W. Hawking and J. M. Stewart, “A Natural Measure on the Set of All Universes,” *Nucl. Phys. B* **281**, 736 (1987) doi:10.1016/0550-3213(87)90425-1
- [8] L. Kofman, A. D. Linde and V. F. Mukhanov, “Inflationary theory and alternative cosmology,” *JHEP* **10**, 057 (2002) doi:10.1088/1126-6708/2002/10/057 [arXiv:hep-th/0206088 [hep-th]].
- [9] R. H. Brandenberger, “Introduction to Early Universe Cosmology,” *PoS ICFI2010*, 001 (2010) doi:10.22323/1.124.0001 [arXiv:1103.2271 [astro-ph.CO]].
- [10] L. Chen and J. Y. Zhu, “Loop quantum cosmology: The horizon problem and the probability of inflation,” *Phys. Rev. D* **92**, no.8, 084063 (2015) doi:10.1103/PhysRevD.92.084063 [arXiv:1510.03135 [gr-qc]].
- [11] G. W. Gibbons and N. Turok, “The Measure Problem in Cosmology,” *Phys. Rev. D* **77**, 063516 (2008) doi:10.1103/PhysRevD.77.063516 [arXiv:hep-th/0609095 [hep-th]].
- [12] S. W. Hawking and D. N. Page, “How probable is inflation?,” *Nucl. Phys. B* **298**, 789-809 (1988) doi:10.1016/0550-3213(88)90008-9
- [13] A. Ashtekar and P. Singh, “Loop Quantum Cosmology: A Status Report,” *Class. Quant. Grav.* **28**, 213001 (2011) doi:10.1088/0264-9381/28/21/213001 [arXiv:1108.0893 [gr-qc]].
- [14] A. Barrau, T. Cailleteau, J. Grain and J. Mielczarek, “Observational issues in loop quantum cosmology,” *Class. Quant. Grav.* **31**, 053001 (2014) doi:10.1088/0264-9381/31/5/053001 [arXiv:1309.6896 [gr-qc]].
- [15] I. Agullo and P. Singh, “Loop Quantum Cosmology,” doi:10.1142/9789813220003-0007 [arXiv:1612.01236 [gr-qc]].
- [16] M. Bojowald, “Loop quantum cosmology,” *Living Rev. Rel.* **8**, 11 (2005) doi:10.12942/lrr-2005-11 [arXiv:gr-qc/0601085 [gr-qc]].
- [17] A. Ashtekar, M. Bojowald and J. Lewandowski, “Mathematical structure of loop quantum cosmology,” *Adv. Theor. Math. Phys.* **7**, no.2, 233-268 (2003) doi:10.4310/ATMP.2003.v7.n2.a2 [arXiv:gr-qc/0304074 [gr-qc]].
- [18] A. Ashtekar, T. Pawłowski and P. Singh, “Quantum nature of the big bang,” *Phys. Rev. Lett.* **96**, 141301 (2006) doi:10.1103/PhysRevLett.96.141301 [arXiv:gr-qc/0602086 [gr-qc]].
- [19] A. Ashtekar and D. Sloan, “Loop quantum cosmology and slow roll inflation,” *Phys. Lett. B* **694**, 108-112 (2011) doi:10.1016/j.physletb.2010.09.058 [arXiv:0912.4093 [gr-qc]].
- [20] A. Barrau, “A pure general relativistic non-singular bouncing origin for the Universe,” *Eur. Phys. J. C* **80**, no.6, 579 (2020) doi:10.1140/epjc/s10052-020-8158-5 [arXiv:2005.04693 [gr-qc]].
- [21] S. Bedi and G. Vereshchagin, “Probability of inflation in Loop Quantum Cosmology,” *Phys. Rev. D* **99**, no.4, 043512 (2019) doi:10.1103/PhysRevD.99.043512 [arXiv:1807.06554 [gr-qc]].
- [22] A. Ashtekar, T. Pawłowski and P. Singh, “Quantum Nature of the Big Bang: Improved dynamics,” *Phys. Rev. D* **74**, 084003 (2006) doi:10.1103/PhysRevD.74.084003 [arXiv:gr-qc/0607039 [gr-qc]].
- [23] A. Ashtekar, A. Corichi and P. Singh, “Robustness of key features of loop quantum cosmology,” *Phys. Rev. D* **77**, 024046 (2008) doi:10.1103/PhysRevD.77.024046 [arXiv:0710.3565 [gr-qc]].
- [24] L. L. Graef and R. O. Ramos, “Probability of Warm Inflation in Loop Quantum Cosmology,” *Phys. Rev. D* **98**, no.2, 023531 (2018) doi:10.1103/PhysRevD.98.023531 [arXiv:1805.05985 [gr-qc]].
- [25] A. Corichi and A. Karami, “On the measure problem in slow roll inflation and loop quantum cosmology,” *Phys. Rev. D* **83**, 104006 (2011) doi:10.1103/PhysRevD.83.104006 [arXiv:1011.4249 [gr-qc]].
- [26] A. Ashtekar and D. Sloan, “Probability of Inflation in Loop Quantum Cosmology,” *Gen. Rel. Grav.* **43**, 3619-3655 (2011) doi:10.1007/s10714-011-1246-y [arXiv:1103.2475 [gr-qc]].
- [27] L. Linsefors and A. Barrau, “Duration of inflation and conditions at the bounce as a prediction of effective isotropic loop quantum cosmology,” *Phys. Rev. D* **87**, no.12, 123509 (2013) doi:10.1103/PhysRevD.87.123509 [arXiv:1301.1264 [gr-qc]].
- [28] L. Linsefors and A. Barrau, “Exhaustive investigation of the duration of inflation in effective anisotropic loop quantum cosmology,” *Class. Quant. Grav.* **32**, no.3, 035010 (2015) doi:10.1088/0264-9381/32/3/035010 [arXiv:1405.1753 [gr-qc]].
- [29] K. Martineau, A. Barrau and S. Schander, “Detailed investigation of the duration of inflation in loop quantum cosmology for a Bianchi-I universe with different inflaton potentials and initial conditions,” *Phys. Rev. D* **95**, no.8, 083507 (2017) doi:10.1103/PhysRevD.95.083507 [arXiv:1701.02703 [gr-qc]].
- [30] B. Bolliet, A. Barrau, K. Martineau and F. Moulin, “Some Clarifications on the Duration of Inflation in Loop Quantum Cosmology,” *Class. Quant. Grav.* **34**, no.14, 145003 (2017) doi:10.1088/1361-6382/aa7779 [arXiv:1701.02282 [gr-qc]].
- [31] T. Zhu, A. Wang, G. Cleaver, K. Kirsten and Q. Sheng, “Pre-inflationary universe in loop quantum cosmology,” *Phys. Rev. D* **96**, no.8, 083520 (2017) doi:10.1103/PhysRevD.96.083520 [arXiv:1705.07544 [gr-qc]].
- [32] I. Agullo, A. Ashtekar and W. Nelson, “The pre-inflationary dynamics of loop quantum cosmology: Confronting quantum gravity with observations,” *Class. Quant. Grav.* **30**, 085014 (2013) doi:10.1088/0264-9381/30/8/085014 [arXiv:1302.0254 [gr-qc]].

- [33] A. Barrau and B. Bolliet, “Some conceptual issues in loop quantum cosmology,” *Int. J. Mod. Phys. D* **25**, no.08, 1642008 (2016) doi:10.1142/S0218271816420086 [arXiv:1602.04452 [gr-qc]].
- [34] M. Bastero-Gil, A. Berera, R. Brandenberger, I. G. Moss, R. O. Ramos and J. G. Rosa, “The role of fluctuation-dissipation dynamics in setting initial conditions for inflation,” *JCAP* **01**, 002 (2018) doi:10.1088/1475-7516/2018/01/002 [arXiv:1612.04726 [astro-ph.CO]].
- [35] A. Berera, I. G. Moss and R. O. Ramos, “Warm Inflation and its Microphysical Basis,” *Rept. Prog. Phys.* **72**, 026901 (2009) doi:10.1088/0034-4885/72/2/026901 [arXiv:0808.1855 [hep-ph]].
- [36] X. M. Zhang and J. Y. Zhu, “Warm inflation in loop quantum cosmology: a model with a general dissipative coefficient,” *Phys. Rev. D* **87** (2013) no.4, 043522 doi:10.1103/PhysRevD.87.043522 [arXiv:1302.0168 [gr-qc]].
- [37] R. Herrera, “Warm inflationary model in loop quantum cosmology,” *Phys. Rev. D* **81** (2010), 123511 doi:10.1103/PhysRevD.81.123511 [arXiv:1006.1299 [astro-ph.CO]].
- [38] R. Herrera, M. Olivares and N. Videla, “General dissipative coefficient in warm intermediate inflation in loop quantum cosmology in light of Planck and BICEP2,” *Int. J. Mod. Phys. D* **23** (2014) no.10, 1450080 doi:10.1142/S0218271814500801 [arXiv:1404.2803 [gr-qc]].
- [39] M. Benetti, L. Graef and R. O. Ramos, “Observational Constraints on Warm Inflation in Loop Quantum Cosmology,” *JCAP* **10**, 066 (2019) doi:10.1088/1475-7516/2019/10/066 [arXiv:1907.03633 [astro-ph.CO]].
- [40] L. Parker, “Particle creation in expanding universes,” *Phys. Rev. Lett.* **21**, 562-564 (1968) doi:10.1103/PhysRevLett.21.562
- [41] L. Parker, “Quantized fields and particle creation in expanding universes. 1.,” *Phys. Rev.* **183**, 1057-1068 (1969) doi:10.1103/PhysRev.183.1057
- [42] J. Quintin, Y. F. Cai and R. H. Brandenberger, “Matter creation in a nonsingular bouncing cosmology,” *Phys. Rev. D* **90**, no.6, 063507 (2014) doi:10.1103/PhysRevD.90.063507 [arXiv:1406.6049 [gr-qc]].
- [43] Y. Tavakoli and J. C. Fabris, “Creation of particles in a cyclic universe driven by loop quantum cosmology,” *Int. J. Mod. Phys. D* **24**, no.08, 1550062 (2015) doi:10.1142/S0218271815500625 [arXiv:1412.0775 [gr-qc]].
- [44] J. Haro and E. Elizalde, “Gravitational particle production in bouncing cosmologies,” *JCAP* **10**, 028 (2015) doi:10.1088/1475-7516/2015/10/028 [arXiv:1505.07948 [gr-qc]].
- [45] W. S. Hipolito-Ricaldi, R. Brandenberger, E. G. M. Ferreira and L. L. Graef, “Particle Production in Ekpyrotic Scenarios,” *JCAP* **11**, 024 (2016) doi:10.1088/1475-7516/2016/11/024 [arXiv:1605.04670 [hep-th]].
- [46] D. C. F. Celani, N. Pinto-Neto and S. D. P. Vienti, “Particle Creation in Bouncing Cosmologies,” *Phys. Rev. D* **95**, no.2, 023523 (2017) doi:10.1103/PhysRevD.95.023523 [arXiv:1610.04933 [gr-qc]].
- [47] A. Scardua, L. F. Guimares, N. Pinto-Neto and G. S. Vicente, “Fermion Production in Bouncing Cosmologies,” *Phys. Rev. D* **98**, no.8, 083505 (2018) doi:10.1103/PhysRevD.98.083505 [arXiv:1807.06118 [gr-qc]].
- [48] F. Zago and A. Kosowsky, “Quantum particle production effects on the cosmic expansion,” *Phys. Rev. D* **100**, no.4, 045023 (2019) doi:10.1103/PhysRevD.100.045023 [arXiv:1811.02697 [gr-qc]].
- [49] L. L. Graef, R. O. Ramos and G. S. Vicente, “Gravitational particle production in loop quantum cosmology,” *Phys. Rev. D* **102**, no.4, 043518 (2020) doi:10.1103/PhysRevD.102.043518 [arXiv:2007.02395 [gr-qc]].
- [50] K. A. Meissner, “Black hole entropy in loop quantum gravity,” *Class. Quant. Grav.* **21**, 5245-5252 (2004) doi:10.1088/0264-9381/21/22/015 [arXiv:gr-qc/0407052 [gr-qc]].
- [51] E. W. Kolb and M. S. Turner, “The Early Universe,” *Front. Phys.* **69**, 1-547 (1990)
- [52] Y. Akrami *et al.* [Planck], “Planck 2018 results. X. Constraints on inflation,” [arXiv:1807.06211 [astro-ph.CO]].
- [53] L. F. Abbott, E. Farhi and M. B. Wise, “Particle Production in the New Inflationary Cosmology,” *Phys. Lett. B* **117**, 29 (1982) doi:10.1016/0370-2693(82)90867-X
- [54] A. Albrecht, P. J. Steinhardt, M. S. Turner and F. Wilczek, “Reheating an Inflationary Universe,” *Phys. Rev. Lett.* **48**, 1437 (1982) doi:10.1103/PhysRevLett.48.1437
- [55] D. H. Lyth and A. R. Liddle, “The primordial density perturbation: Cosmology, inflation and the origin of structure,”
- [56] R. O. Ramos and L. A. da Silva, “Power spectrum for inflation models with quantum and thermal noises,” *JCAP* **03**, 032 (2013) doi:10.1088/1475-7516/2013/03/032 [arXiv:1302.3544 [astro-ph.CO]].
- [57] S. Bartrum, M. Bastero-Gil, A. Berera, R. Cerezo, R. O. Ramos and J. G. Rosa, “The importance of being warm (during inflation),” *Phys. Lett. B* **732**, 116-121 (2014) doi:10.1016/j.physletb.2014.03.029 [arXiv:1307.5868 [hep-ph]].
- [58] M. Bastero-Gil, A. Berera, R. O. Ramos and J. G. Rosa, “Warm Little Inflaton,” *Phys. Rev. Lett.* **117**, no.15, 151301 (2016) doi:10.1103/PhysRevLett.117.151301 [arXiv:1604.08838 [hep-ph]].
- [59] M. Benetti and R. O. Ramos, “Warm inflation dissipative effects: predictions and constraints from the Planck data,” *Phys. Rev. D* **95**, no.2, 023517 (2017) doi:10.1103/PhysRevD.95.023517 [arXiv:1610.08758 [astro-ph.CO]].
- [60] M. Bastero-Gil, A. Berera, R. O. Ramos and J. G. Rosa, “Towards a reliable effective field theory of inflation,” [arXiv:1907.13410 [hep-ph]].
- [61] L. Kofman, A. D. Linde and A. A. Starobinsky, “Towards the theory of reheating after inflation,” *Phys. Rev. D* **56**, 3258-3295 (1997) doi:10.1103/PhysRevD.56.3258 [arXiv:hep-ph/9704452 [hep-ph]].
- [62] A. Albrecht, R. H. Brandenberger and R. Matzner, “Inflation With Generalized Initial Conditions,” *Phys. Rev. D* **35**, 429 (1987) doi:10.1103/PhysRevD.35.429
- [63] R. H. Brandenberger and J. H. Kung, “Chaotic Inflation as an Attractor in Initial Condition Space,” *Phys. Rev. D* **42**, 1008-1015 (1990) doi:10.1103/PhysRevD.42.1008
- [64] D. S. Goldwirth and T. Piran, “Initial conditions for inflation,” *Phys. Rept.* **214**, 223-291 (1992) doi:10.1016/0370-1573(92)90073-9



- [65] M. E. Peskin and D. V. Schroeder, “An Introduction to quantum field theory,” (Westview, Boulder, CO, 1995)
- [66] K. Bhattacharya, S. Mohanty and R. Rangarajan, “Temperature of the inflaton and duration of inflation from WMAP data,” *Phys. Rev. Lett.* **96**, 121302 (2006) doi:10.1103/PhysRevLett.96.121302 [arXiv:hep-ph/0508070 [hep-ph]].
- [67] I. C. Wang and K. W. Ng, “Effects of a pre-inflation radiation-dominated epoch to CMB anisotropy,” *Phys. Rev. D* **77**, 083501 (2008) doi:10.1103/PhysRevD.77.083501 [arXiv:0704.2095 [astro-ph]].
- [68] S. Das, G. Goswami, J. Prasad and R. Rangarajan, “Revisiting a pre-inflationary radiation era and its effect on the CMB power spectrum,” *JCAP* **06**, 001 (2015) doi:10.1088/1475-7516/2015/06/001 [arXiv:1412.7093 [astro-ph.CO]].
- [69] S. Das, G. Goswami, J. Prasad and R. Rangarajan, “Constraints on just enough inflation preceded by a thermal era,” *Phys. Rev. D* **93**, no.2, 023516 (2016) doi:10.1103/PhysRevD.93.023516 [arXiv:1506.04808 [hep-ph]].