

Pchatbot: A Large-Scale Dataset for Personalized Chatbot

Xiaohe Li, Hanxun Zhong, Yu Guo, Yueyuan Ma, Hongjin Qian
Zhanliang Liu, Zhicheng Dou*, Ji-Rong Wen

Renmin University of China

(lixiaohe, hanxun_zhong, mayueyuan2016, yu_guo, ian)@ruc.edu.cn

(zliu, dou, jrwen)@ruc.edu.cn

Abstract

Natural language dialogue systems raise great attention recently. As many dialogue models are data-driven, high quality datasets are essential to these systems. In this paper, we introduce Pchatbot, a large scale dialogue dataset which contains two subsets collected from Weibo and Judicial forums respectively. Different from existing datasets which only contain post-response pairs, we include anonymized user IDs as well as timestamps. This enables the development of personalized dialogue models which depend on the availability of users' historical conversations. Furthermore, the scale of Pchatbot is significantly larger than existing datasets, which might benefit the data-driven models. Our preliminary experimental study shows that a personalized chatbot model trained on Pchatbot outperforms the corresponding ad-hoc chatbot models. We also demonstrate that using larger dataset improves the quality of dialog models.

1 Introduction

Dialogue system is a longstanding challenge in Artificial Intelligence. Intelligent dialogue agents have been rapidly developed but the effectiveness is still far behind general expectations. Reasons for the lag are multi-dimensional in which the lack of dataset is a fundamental constraint.

Conversation generation is considered as a highly complex process in which interlocutors always have exclusive background and persona. To be concrete, given a post, people would make various valid responses depending on their interests, personalities, and specific context. As discussed in Vinyals and Le (2015), coherent personality is a key for chatbots to pass the Turing test. Some previous works are devoted to

endow personality to machine agents by given profiles (Zhang et al., 2018; Mazaré et al., 2018; Qian et al., 2018). Li et al. (2016b) show that people's background information and speaking style can be encoded by modeling historical conversations. They revealed that the persona-based personalized response generation model can improve speaker consistency in neural response generation.

Although the advantage of incorporating persona for conversation generation has been investigated, the area of personalized chatbot is still far from being well understood and explored due to the lack of large scale conversation datasets which contains user information. In this paper, we introduce Pchatbot, a large scale conversation dataset dedicated for the development of personalized dialogue models. In this dataset, we assign anonymized user IDs and timestamps to conversations. Users' dialogue histories can be retrieved and used to build rich user profiles. With the availability of the dialogue histories, we can move from personality based models to personalized models: a chatbot which learn linguistic and semantic information from historical conversations, and generates personalized responses based on the learned profile (Li et al., 2016b).

Pchatbot has two subsets, named PchatbotW and PchatbotL, built from open-domain Weibo and judicial forums respectively. The raw datasets are vulnerable to privacy leakage because of the ubiquitous private information such as phone numbers, emails, and social media accounts. In our data preprocessing steps, these texts are either replaced by indistinguishable marks or deleted depending on whether semantics would be undermined. We also remove some meaningless conversations. Finally, we get 130 millions high quality conversations for PchatbotW, and 59 millions for PchatbotL. To the best of our knowledge, Pchatbot is the largest dialogue dataset contain-

*Corresponding author

Dataset	#Dialogues	#Utterances	#Words	Description
Twitter Corpus (Ritter et al., 2010)	1,300,000	3,000,000	/	English (post, response) pairs crawled from Twitter.
PERSONA-CHAT (Zhang et al., 2018)	10,981	164,356	/	English personalizing chit-chat dialogue corpus made by human.
Reddit Corpus (Mazaré et al., 2018)	700,000,000	1,400,000,000	/	English personalizing chit-chat dialogue corpus crawled from Reddit.
STC Data (Wang et al., 2013)	38,016	618,104	15,592,143	Chinese (post, response) pairs crawled from Weibo.
Noah NRM Data (Shang et al., 2015)	4,435,959	8,871,918	/	Chinese post-response pairs crawled from Weibo.
Douban Conversation Corpus (Wu et al., 2017)	1,060,000	7,092,000	131,747,880	Chinese (session, response) pairs crawled from Douban.
Personality Assignment Dataset (Qian et al., 2018)	9,697,651	19,395,302	166,598,270	Chinese (post, response) pairs crawled from Weibo.
PchatbotW	139,448,339	278,896,678	8,512,945,238	Chinese (post, response) pairs crawled from Weibo.
PchatbotL	59,427,457	118,854,914	3,031,617,497	Chinese (question, answer) pairs crawled from judicial forums.

Table 1: Statistics of existing dialogue corpora and Pchatbot. Note that ‘/’ means not being mentioned in corresponding papers. Dialogues means sessions in multi-turn conversations or pairs in single-turn conversations. Utterances means sentences in the dataset. PchatbotW and PchatbotL are the subsets of Pchatbot which we introduce in this paper.

	PchatbotW	PchatbotL	PchatbotW-1	PchatbotL-1
#Posts	5,319,596	20,145,956	3,597,407	4,662,911
#Responses	139,448,339	59,427,457	13,992,870	5,523,160
#Users in posts	772,002	5,203,345	417,294	1,107,989
#Users in responses	23,408,367	203,636	2,340,837	20,364
Avg. #responses per post	26.214	2.950	3.890	1.184
Max. #responses per post	525	120	136	26
#Words	8,512,945,238	3,031,617,497	855,005,996	284,099,064
Avg. #words per pair	61.047	51.014	61.103	51.438

Table 2: Detailed statistics of Pchatbot. PchatbotW-1 and PchatbotL-1 are the 10% partitions of the corresponding subsets.

ing user IDs. As shown in Table 1, PchatbotW is 14 times larger than the current largest persona-based open-domain corpus in Chinese (Qian et al., 2018), while PchatbotL is 6 times larger. The detailed statistics of Pchatbot is shown in Table 2. Intuitively, a larger dataset is expected to bring greater enhancement to dialogue agents, and we hope Pchatbot can bring new opportunities for improving quality of dialogue models.

We experiment with several generation-based dialogue models on the two subsets to verify the advantages of Pchatbot brought by the availability of user IDs and the larger magnitude. Experimental results show that using user IDs and using more training data both have an opposite effect on response generation.

The contributions of this paper are as follows:

(1) We introduce the Pchatbot dataset which contains two subsets, namely PchatbotW and

PchatbotL. The two subsets lay on open domain and judicial domain respectively. The two subsets are significantly larger than existing similar datasets.

(2) We include anonymized user IDs in Pchatbot. This will greatly enlarge the potentiality for developing personalized dialogue agents. Timestamps that can be used to generate user profiles in sequential order are also kept for all posts and responses.

(3) Preliminary experimental studies on the Pchatbot dataset show that an existing personalized conversation generation model outperforms its corresponding non-personalized baseline.

The Pchatbot dataset will be released upon the acceptance of the paper. We will also release all codes used for data processing and the algorithms implemented in our preliminary experiments.

2 Related Work

With the development of dialogue systems, lots of dialogue datasets have been released. These datasets can be roughly divided into specific-domain datasets (Williams et al., 2013; Bordes et al., 2017; Lowe et al., 2015) and open-domain datasets (Ritter et al., 2010; Sordoni et al., 2015; Wu et al., 2017; Wang et al., 2013; Danescu-Niculescu-Mizil and Lee, 2011). Specific-domain datasets are usually used to predict the goal of users in task-oriented dialogue systems (Williams et al., 2013; Bordes et al., 2017). Other works collect chat logs from a platform of specific domain (Lowe et al., 2015; Chen et al., 2018). Since topics of the platforms are in the same domain, the complexity of modeling conversations can be lowered. Recently, some researchers create open-domain datasets from movie subtitles (Danescu-Niculescu-Mizil and Lee, 2011; Lison et al., 2018). However, many conversations are monologues or related to the specific movie scene, which are not suitable for dialogue systems. Other open-domain datasets are constructed from social media networks such as Twitter*/Weibo†/Douban‡ (Ritter et al., 2010; Sordoni et al., 2015; Wang et al., 2013; Shang et al., 2015; Wu et al., 2017). But with the development of data-driven neural networks, the scale of data is still one of the bottlenecks of dialogue systems.

As discussed in Vinyals and Le (2015), it’s still difficult for current dialogue systems to pass the Turing test, a major reason is the lack of a coherent personality. Li et al. (2016b) first attempts to model persona by utilizing user IDs to learn latent variables representing each user in the Twitter Dataset. The Twitter Dataset is similar to Pchatbot. But as far as we know, this dataset has not been made public. To make chatbots maintain a coherent personality, other classic strategies mainly focus on how to endow dialogue systems with a coherent persona by pre-defined attributes or profiles (Zhang et al., 2018; Mazaré et al., 2018; Qian et al., 2018). These works restrict persona in a collection of attributes or texts, which ignore language behavior and interaction style of a person.

In this paper, we construct Pchatbot, a large-scale dataset with personal information, to solve

the issues we mentioned above. Pchatbot has two subsets from open domain and specific domain respectively. Table 1 shows the data scales of Pchatbot and other datasets. In addition, all posts and responses of Pchatbot are attached with user IDs and timestamps, which can be used to learn not only persona profiles but interaction style from the users’ dialogue histories.

3 Pchatbot Dialogue Dataset

Pchatbot dataset is sourced from public websites. It has two subsets from Weibo and judicial forums respectively. Raw data are normalized by removing invalid texts and duplications. Privacy information in raw data is also anonymized using indistinguishable placeholders.

3.1 Dataset Construction

Each item of raw data in the dataset is started by a post made by one user and multiple responses then follow.

Since Pchatbot dataset is collected from social media and forums, private information such as homepage, telephone, email, ID card number and social media account is ubiquitous. Besides, there are also many sensitive words such as pornography, abuse and politics words.

Therefore, we preprocess the raw data in four steps, anonymization, filtering sensitive words, filtering utterances by length and word segmentation. Specifically, we replace private information in the data with placeholders using rule-based methods. For sensitive words, they are detected by matching method with a refined sensitive word list[§]. As sensitive words are important in terms of semantics, replacing them with placeholders would undermine completeness of sentences. Thus, if sensitive words are detected, the (post, response) pair would be filtered. Besides, we clean the utterance whose length is less than 5 or more than 200. Finally, for Chinese word segmentation, We use Jieba[¶] toolkit. Since Jieba is implemented for general Chinese word segmentation, we introduce a law terminology list as an extra dictionary for enhancement in PchatbotL.

Detailed preprocessing strategies for PchatbotW and PchatbotL will be introduced in the remaining part of this section.

*<https://twitter.com/>

†<https://www.weibo.com/>

‡<https://www.douban.com/>

§<https://github.com/fighting41love/funNLP>

¶<https://github.com/fxsjy/jieba>

Feature	Example Utterance
Hashtag	#感恩节#感谢给予自己生命, 养育我们长大的父母, 他们教会了我们爱、善良和尊严。 (# ThanksGiving # Thanks our parents who gave our lives and raised us, who taught us love, kindness and dignity.)
URL	全国各省平均身高表, 不知道各位对自己的是否满意? http://t.cn/images/default.gif (This is the average height table of all provinces across the country, wondering if you are satisfied with your height? http://t.cn/images/default.gif)
Emoticon	当小猫用他特殊的方式安慰你的时候, 再坚硬的心也会被融化。[happy][happy] ^_^ ^_^ [happy][happy] ^_^ ^_^)
Mentions	一起来吗? @Cindy // @Bob: 算我一个 // @Amy: 今晚开派对吗? (Will you come with us? @Cindy // @Bob: I'm in. // @Amy: Have a party tonight?) 回复 @Devid: 我会准时到的 (Reply @Devid: I will arrive on time.)

Table 3: Examples of sentences to be processed in Weibo dataset

Name	Regex
Hashtags	<code>r'#.*?#'</code>
URLs	<code>r'[a-zA-Z]+://[^\s]*'</code>
Emoticons	<code>r':.*?'</code>
Weibo emoji	<code>r'[?:(?:. ?){1,10} ?]'</code>
Common mention	<code>r'(@+)\S+'</code>
Repost mention	<code>r'/?/? ?@ ?(?:[w_\-] ?){,30} ??:.+'</code>
Reply mention	<code>r'回复@.*?'</code>
Duplicate words	<code>r'(?P<?P\S—(\S.*\S))(?:\s*(?P=item)) {1})(?:\s*(?P=item)) {2,}'</code>

Table 4: Regex patterns used for data cleaning

3.1.1 PchatbotW

In China, Weibo is one of the most popular social media platforms for users to discuss various topics and express their opinions like Twitter. We crawl one year Weibo data from September 10, 2018 to September 10, 2019. We randomly select about 23M users and keep conversation histories for these users, ending up with 341 million (post, response) pairs in total.

Due to the nature of social media, posts and responses published by Weibo users are extremely diverse that cover almost all aspects of daily life. Therefore, interactions between users can be considered as daily casual conversations in the open domain. And Weibo text is in a casual manner where language noises are almost pervasive. To improve the quality of data, we do the following data cleaning operations:

- Removing Hashtags. Users like to tag their contents with related topics by hashtags, which usually consist of several independent words or summaries wrapped by '#'. Splicing hashtags texts into contents will affect semantic coherence. So we remove hashtags from texts.

- Removing URLs. Users' posts and responses contain multimedia contents, images, videos, and other web pages. They will be converted to URLs in Weibo. These URLs are also cleaned.
- Removing Emoticons. Users use emoticons (including emoji and kaomoji) to convey emotions in texts. Emoticons consist of symbols, which introduce noises to dialogues. We clean these emoticons by regex and dictionary.
- Handling Mentions. Users use '@nickname' to mention or notice other Users. When users comment or repost others, 'Reply @nickname:' and '//@nickname:' will be automatically added into users' contents. These mentions serve as reminders and have little relevance to users' contents. We remove them to ensure the consistency of utterances.
- Handling Duplicate Texts. Duplicate texts have different granularities. 1) Word level. Duplicate Chinese characters will be normalized to two. For example, "太好笑了, 哈哈哈哈哈" ('That's so funny. hahahahaha') will be normalized as "太好笑了, 哈哈" ('That's so funny. haha'). 2) Response level under a post. Different users may send the same responses under a post. Duplicate responses under a post reduce the varieties of interactions, so we remove duplicated responses that occur more than three times. 3) Utterance level in dataset. Duplicate utterances in the entire dataset will affect the balance of the dataset. Models will tend to generate general responses if such duplicate responses being kept. The frequency of the same utterances is

PchatbotW-1			
#Responses	#Users	#Responses	#Users
[1, 3]	1,653,119	(50, 100]	24,827
(3, 5]	224,457	(100, 200]	9,410
(5, 10]	213,281	(200, 300]	2,137
(10, 20]	127,991	(300, 400]	810
(20, 30]	46,802	(400, 500]	367
(30, 40]	23,528	(500, +∞)	609
(40, 50]	13,499		

PchatbotL-1			
#Responses	#Users	#Responses	#Users
[1, 3]	10,251	(50, 100]	1,074
(3, 5]	1,136	(100, 200]	939
(5, 10]	1,421	(200, 300]	485
(10, 20]	1,412	(300, 400]	301
(20, 30]	827	(400, 500]	225
(30, 40]	559	(500, +∞)	1,364
(40, 50]	370		

Table 5: Distribution of users’ number with different scopes of responses on Pchatbot*-1

Dataset	PchatbotW-1	PchatbotL-1
train-set	13,800,875	5,311,572
dev-set	96,588	97,219
test-set	95,407	97,245

Table 6: Number of (post, response) pairs in the first partition of Pchatbot

Field	Content
Post	下冰雹了! 真刺激! (Hailing! It’s really exciting!)
Post user ID	5821954
Post timestamp	634760927
Response	出去感受更刺激 (It’s more exciting to go out.)
Response user ID	592445
Response timestamp	634812525
Partition index (1-10)	1
Train/Dev/Test (0/1/2)	0

Table 7: An example of data in Pchatbot

restricted to 10,000.

- Multi-languages. Due to the diversity of Weibo, some users’ contents contain multiple languages. We delete texts that Chinese characters ratio below 30% to build a more pure dataset in Chinese.

Example utterances containing texts that needed to be cleaned are shown in Table 3. Regex patterns used in the data cleaning step are shown in Table 4.

3.1.2 PchatbotL

Judicial forums are professional platforms that open to users for consultation and discussion in the

judicial domain. People can seek legal aid from lawyers or solve the legal problems of other users in the judicial forums.

We crawl around 59 million (post, response) pairs from 5 judicial websites from October 2003 to February 2017. Since the data of the judicial forums are basically questions from users and answers from lawyers, topics mainly focus on the legal domain. (post, response) pairs are almost of high quality so that only basic preprocesses are needed.

3.2 Data Partition

We divide Pchatbot into 10 partitions evenly according to the user IDs in responses. Each of the partition has a similar size of (post, response) pairs. PchatbotL-1 and PchatbotW-1 are the first partitions of PchatbotL and PchatbotW respectively. Due to space limitations, we only demonstrate one partition’s statistic data of PchatbotL and PchatbotW in Table 5, while other partitions have similar distribution. In the division of train/dev/test set, given a user, we ensure that the time of its records in the dev-set and test-set are behind the records in the train-set by using timestamps. And we limit the number of dev and test sets below 3 and 15 for PchatbotL and PchatbotW separately in a result of their differences in users’ average responses. The first partition of Pchatbot is shown in Table 6.

3.3 Data Format and Statistics

The schema of Pchatbot is shown in Table 7. Each record of Pchatbot includes 8 fields, namely post, post user ID, post timestamp, response, response user ID, response timestamp, partition, and train/dev/test identity. User IDs as well as timestamps are attached in Pchatbot dataset for each post or response (note that we replace the original user names with anonymous IDs). User IDs can be used to distinguish the publisher of each post or response. Timestamps provide time series information which can be used to build a historical response sequence for each user. Historical sequence could help to train dialogue models that imitate the speaking style of specific users.

In Table 2, we show the statistics of the Pchatbot dataset. We find that the number of users who comment (23,408,367) is significantly larger than those who post (772,002) in PchatbotW. However, in PchatbotL, the number of users who comment (203,636) is much smaller than the number of users who post (5,203,345). We attribute this to

Dataset	Model	BLEU-1	BLEU-2	BLEU-3	BLEU-4	Distinct-1	Distinct-2	PPL	Human
PchatbotL	Seq2Seq-Attention	11.13	2.58	1.121	0.477	0.084	0.550	48.51	1.89
	Speaker Model	13.23	4.18	1.929	0.938	0.233	2.082	45.47	2.02
PchatbotW	Seq2Seq-Attention	4.29	0.25	0.037	0.004	0.141	1.231	181.80	2.34
	Speaker Model	7.33	0.78	0.175	0.046	0.211	1.788	162.59	2.48

Table 8: Performance of Seq2Seq-Attention model and Speaker model on Pchatbot*-1

Dataset	Scale	BLEU-1	BLEU-2	BLEU-3	BLEU-4	Distinct-1	Distinct-2	PPL
PchatbotW	10%	4.75	0.493	0.095	0.018	0.530	2.98	149.51
	20%	5.59	0.621	0.118	0.021	0.853	4.13	124.67
	30%	5.58	0.591	0.118	0.018	1.086	4.98	120.62
	40%	5.77	0.650	0.130	0.027	1.102	5.17	116.55
	50%	6.05	0.693	0.143	0.024	0.915	4.41	111.21
PchatbotL	10%	9.07	2.451	0.799	0.297	0.261	0.98	35.20
	20%	11.17	2.531	0.936	0.364	0.740	3.53	32.29
	30%	10.97	2.625	1.031	0.421	0.936	4.33	31.45
	40%	11.29	2.777	1.128	0.482	0.824	3.69	30.53
	50%	11.54	2.981	1.211	0.517	0.916	4.33	29.61

Table 9: Performance of the Seq2Seq-Attention model on the different scale datasets

the differences between the two platforms. Social media users are more willing to engage in interactions, while judicial forums’ users are more inclined to ask legal questions. Besides, the number of lawyers who answer legal questions in judicial forums is limited.

The scale of Pchatbot dataset significantly outperforms previous Chinese datasets for dialogue generation. To be concrete, PchatbotW contains 5,319,596 posts and more than 139 million (post, response) pairs. PchatbotL contains 20,145,956 posts and more than 59 million (post, response) pairs. The largest dataset before has only less than 10 million (post, response) pairs. With such scales, performance improvement for data-driven neural dialogue models can be almost guaranteed.

Pchatbot dataset provides sufficient valid responses as ground truth for a post. On average, each post has 26 responses in PchatbotW. This helps to establish dialogue assessment indicators at the discourse level.

3.4 Pre-trained Language Models

We provide pre-trained language models including GloVe (Pennington et al., 2014), BPE (Sennrich et al., 2016), Fasttext (Bojanowski et al., 2017) and BERT (Devlin et al., 2018) based on the dataset. These pre-trained models will be released together with the data.

4 Experiments

In this section, we do some preliminary studies on the effectiveness of the dataset. More specifically, we verify whether a personalized response generation model could outperform an adhoc model based on Pchatbot. We also investigate whether using more training conversations could improve the quality of generated responses.

4.1 Settings and Evaluation Metrics

In our experiments, we use 4 layers GRU models with Adam optimizer. Hidden size for each layer is set to 1,024. Batch size is set to 128, embedding size is set to 100. Learning rate is set to 0.0001 and decay factor is 0.995. Parameters are initialized by scope [-0.8,0.8]. Gradients clip threshold is set to 5. Vocabulary size is set to 40,000. Dropout rate is set to 0.3. Beam width is set to 10 for beam search.

For automated evaluation, we use the BLEU(%) (Papineni et al., 2002) metric which is widely used to evaluate the model-generated responses. Perplexity is also used as an indicator of model capability. Besides, we use Distinct-1(%) and Distinct-2(%) proposed in Li et al. (2016a) to evaluate the diversity of responses generated by the model.

In a conversation, the same post can have a variety of replies, so the automatic metrics have great limitations in evaluating dialogue (Liu et al., 2016). Therefore, for each dataset, we sample 300 responses generated by each model, and manually label them according to fluency, correlation and personality. The scoring criteria is as follows:

0(not fluently), 1(fluently but irrelevant), 2(relevant but generic), 3(fit for post), and 4(like a person).

4.2 Models

We experiment with the following two generative models:

- Seq2Seq-Attention Model: We use the vanilla Sequence-to-Sequence(Seq2Seq) model with attention mechanism Sutskever et al. (2014); Luong et al. (2015) as an example of ad-hoc response generation model without personalization and user modeling.
- Speaker Model: We implement the Speaker Model proposed in Li et al. (2016b) as a personalized conversation generation model. The Speaker Model utilizes user IDs to learn latent embedding of users’ historical conversations. As an extra input in Seq2Seq decoder, the embedding introduces the personalized information to the model.

4.3 Experimental Results

4.3.1 Experiments of Personalized Model

From the perspective of personalization, we evaluate the personalized model, namely the Speaker model, on PchatbotW-1 and PchatbotL-1, and compare their performance with the non-personalized model Seq2Seq-Attention.

Due to the significant difference in the number of the user IDs of the two datasets, we construct ID vocabularies in different ways. Specifically, we extract all the user IDs on PchatbotL, but only sample a subset of user IDs on PchatbotW because the latter has more than one million user IDs which are hard to handle with our restricted resources.

Experimental results on Pchatbot-1 are shown in Table 8. Results show that on both subsets, the Speaker model consistently outperforms the Seq2Seq-Attention model, in terms of all metrics. Importantly, the scores of human evaluation increase from 1.89 to 2.02 and 2.34 to 2.48 on PchatbotL and PchatbotW respectively, which is more credible than other metrics, thus it ensures the advantage of the Speaker model. This indicates that by modeling the persona information from the historical conversations, the model could learn the speaker’s background information and speaking style, and improve speaker consistency and response quality. We further evaluate the quality of

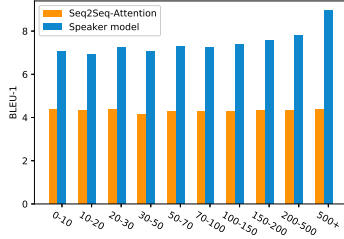
responses generated for users with different numbers of historical conversations. We use this to investigate the impact of the richness of user conversation history. We only illustrate the results on BLEU as we do not find an obvious trend on Distinct. Results are shown in Figure 1. This figure shows that with the increase of the number of historical user responses, the discrepancy between BLEU scores of the responses that two systems generates is gradually pulling away. In other words, the improvement of response quality generated by the personalized model is higher for the users with richer histories. This further confirms the usefulness of historical user conversations for response generation. With more historical conversations, the model could learn more stable user persona, and tends to generate meaningful and consistent responses closer to the original responses.

Example for PchatbotW	
Post	第三局21-25, 中国队1-2落后。(21-25 in the third game, the Chinese team was 1-2 behind.)
Original Response	等着吧, 希望伊朗干掉俄罗斯。(Wait, hope Iran wins Russia.)
Seq2Seq-Attention	加油, 加油!!! (Come on! Come on!!!)
Speaker Model	这场比赛也很精彩了。(This game is also very exciting.)
Example for PchatbotL	
Post	如果公司在无任何通知的情况之下不在给予他人签订合同, 这样公司赔偿他人经济损失吗? 如何赔偿? (If the company does not sign a contract with others without any notice, will the company compensate others for financial losses, and how can it compensate?)
Original Response	劳动合同终止你可获得经济补偿金。(You can get financial compensation when your labor contract is terminated.)
Seq2Seq-Attention	可以申请劳动仲裁。(You can apply for labor arbitration.)
Speaker Model	你好, 根据我国劳动合同法的规定, 用人单位应支付劳动者经济补偿金, 经济补偿按劳动者在本单位工作的年限。(Hello, according to the provisions of China’s Labor Contract Law, the employer shall pay the employee’s economic compensation, and the economic compensation is based on the number of years the employee has worked in the company.)

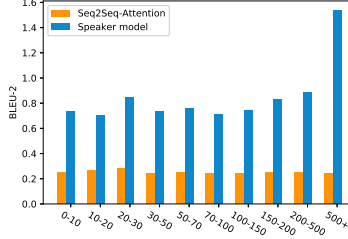
Table 10: Case study on PchatbotW and PchatbotL

4.3.2 Experiments of Incremental Scale

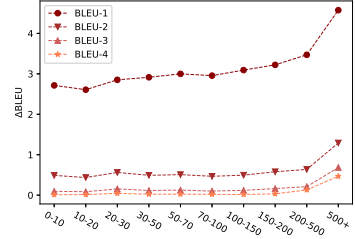
From the perspective of scale, we evaluate the effectiveness of dataset scale by conducting experiments on 5 subsets of different size using



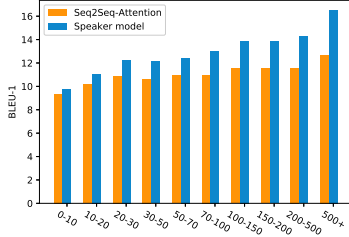
(a) Comparison of BLEU-1 on two models on PchatbotW.



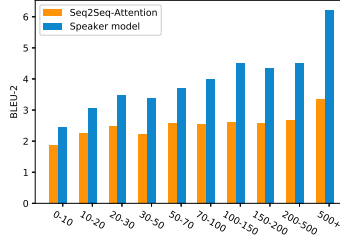
(b) Comparison of BLEU-2 on two models on PchatbotW.



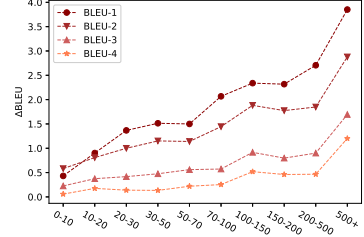
(c) Comparison of Δ BLEU on two models on PchatbotW.



(d) Comparison of BLEU-1 on two models on PchatbotL.



(e) Comparison of BLEU-2 on two models on PchatbotL.



(f) Comparison of Δ BLEU on two models on PchatbotL.

Figure 1: The experiments of personalized model on Pchatbot. Note that the x -axis represents the number of history replies from users, and y -axis represents BLUE score. Δ BLEU means the BLEU difference between Speaker Model and Seq2Seq-Attention.

Seq2Seq-Attention model. We construct these subsets by merging the partitions. Specifically, we use partition-1 as the smallest dataset, and add partition-2 to partition-5 successively to construct bigger datasets.

Experimental results of incremental scale are shown in Table 9. The results show that with the increase of the training data size, the model’s perplexity value and similarity metrics (BLEU-K) have a growing trend, on both PchatbotW and PchatbotL. It confirms that using more training data helps to improve the effectiveness of the model.

However, we also find that the diversity metrics (Distinct-K) in different subsets have no obvious discrepancy. We attribute this to that our smallest dataset also has a relatively big scale, which highlights the common disadvantage in generation-based models: preferring to generate similar and generic responses (Li et al., 2016b).

4.3.3 Case Study

Table 10 shows two representative cases of the experiments of personalized model. They illustrate the advantages brought by user IDs.

Taking PchatbotL as an example, the Seq2Seq-Attention responses can basically apply to most la-

bor dispute issues while the Speaker model tends to generate a more specific response (give a specific solution). In this example, there are 55 historical responses corresponding to the added user IDs in the train-set, and most of them are related to labor disputes. Similar to the PchatbotL, PchatbotW user’s history is most about sports. This indicates that models with user IDs can preserve user information and generate personalized responses.

5 Conclusion and Future Work

In this paper, we introduce Pchatbot dataset that has two subsets from open domain and judicial domain respectively, namely PchatbotW and PchatbotL. All posts and responses in Pchatbot are attached with user IDs as well as timestamps, which greatly broadens the potentialities of a personalized chatbot. Besides, the scale of Pchatbot dataset is significantly larger than previous datasets and this further enhances the capacity of intelligent dialogue agents. We evaluate the Pchatbot dataset with several baseline models and experimental results demonstrate the great advantages triggered by user IDs and large scale. Pchatbot dataset and corresponding codes will be released upon acceptance of paper.

Personalized chatbot is an interesting research

problem. In this paper, we did some preliminary studies on personalized conversation generation on our proposed Pchatbot dataset. Advanced personalized chatbot models are beyond the scope of this paper, and we will explore them in future work.

References

- Piotr Bojanowski, Edouard Grave, Armand Joulin, and Tomas Mikolov. 2017. Enriching word vectors with subword information. *Transactions of the Association for Computational Linguistics*, 5:135–146.
- Antoine Bordes, Y-Lan Boureau, and Jason Weston. 2017. [Learning end-to-end goal-oriented dialog](#). In *5th International Conference on Learning Representations, ICLR 2017, Toulon, France, April 24-26, 2017, Conference Track Proceedings*.
- Hongshen Chen, Zhaochun Ren, Jiliang Tang, Yihong Eric Zhao, and Dawei Yin. 2018. [Hierarchical variational memory network for dialogue generation](#). In *Proceedings of the 2018 World Wide Web Conference on World Wide Web, WWW 2018, Lyon, France, April 23-27, 2018*, pages 1653–1662.
- Cristian Danescu-Niculescu-Mizil and Lillian Lee. 2011. [Chameleons in imagined conversations: A new approach to understanding coordination of linguistic style in dialogs](#). In *Proceedings of the 2nd Workshop on Cognitive Modeling and Computational Linguistics, CMCL@ACL 2011, Portland, Oregon, USA, June 23, 2011*, pages 76–87.
- Jacob Devlin, Ming-Wei Chang, Kenton Lee, and Kristina Toutanova. 2018. Bert: Pre-training of deep bidirectional transformers for language understanding. *arXiv preprint arXiv:1810.04805*.
- Jiwei Li, Michel Galley, Chris Brockett, Jianfeng Gao, and Bill Dolan. 2016a. [A diversity-promoting objective function for neural conversation models](#). In *NAACL HLT 2016, The 2016 Conference of the North American Chapter of the Association for Computational Linguistics: Human Language Technologies, San Diego California, USA, June 12-17, 2016*, pages 110–119.
- Jiwei Li, Michel Galley, Chris Brockett, Georgios P. Spithourakis, Jianfeng Gao, and William B. Dolan. 2016b. [A persona-based neural conversation model](#). In *Proceedings of the 54th Annual Meeting of the Association for Computational Linguistics, ACL 2016, August 7-12, 2016, Berlin, Germany, Volume 1: Long Papers*.
- Pierre Lison, Jörg Tiedemann, and Milen Kouylekov. 2018. [Opensubtitles2018: Statistical rescoring of sentence alignments in large, noisy parallel corpora](#). In *Proceedings of the Eleventh International Conference on Language Resources and Evaluation, LREC 2018, Miyazaki, Japan, May 7-12, 2018*.
- Chia-Wei Liu, Ryan Lowe, Iulian Serban, Michael Noseworthy, Laurent Charlin, and Joelle Pineau. 2016. [How NOT to evaluate your dialogue system: An empirical study of un](#). In *Proceedings of the 2016 Conference on Empirical Methods in Natural Language Processing, EMNLP 2016, Austin, Texas, USA, November 1-4, 2016*, pages 2122–2132.
- Ryan Lowe, Nissan Pow, Iulian Serban, and Joelle Pineau. 2015. [The ubuntu dialogue corpus: A large dataset for research in unstructured](#). In *Proceedings of the SIGDIAL 2015 Conference, The 16th Annual Meeting of the Special Interest Group on Discourse and Dialogue, 2-4 September 2015, Prague, Czech Republic*, pages 285–294.
- Thang Luong, Hieu Pham, and Christopher D. Manning. 2015. [Effective approaches to attention-based neural machine translation](#). In *Proceedings of the 2015 Conference on Empirical Methods in Natural Language Processing, EMNLP 2015, Lisbon, Portugal, September 17-21, 2015*, pages 1412–1421.
- Pierre-Emmanuel Mazaré, Samuel Humeau, Martin Raison, and Antoine Bordes. 2018. [Training millions of personalized dialogue agents](#). In *Proceedings of the 2018 Conference on Empirical Methods in Natural Language Processing, Brussels, Belgium, October 31 - November 4, 2018*, pages 2775–2779.
- Kishore Papineni, Salim Roukos, Todd Ward, and Wei-Jing Zhu. 2002. [Bleu: a method for automatic evaluation of machine translation](#). In *Proceedings of the 40th Annual Meeting of the Association for Computational Linguistics, July 6-12, 2002, Philadelphia, PA, USA*, pages 311–318.
- Jeffrey Pennington, Richard Socher, and Christopher D. Manning. 2014. [Glove: Global vectors for word representation](#). In *Proceedings of the 2014 Conference on Empirical Methods in Natural Language Processing, EMNLP 2014, October 25-29, 2014, Doha, Qatar, A meeting of SIGDAT, a Special Interest Group of the ACL*, pages 1532–1543.
- Qiao Qian, Minlie Huang, Haizhou Zhao, Jingfang Xu, and Xiaoyan Zhu. 2018. [Assigning personality/profile to a chatting machine for coherent conv](#). In *Proceedings of the Twenty-Seventh International Joint Conference on Artificial Intelligence, IJCAI 2018, July 13-19, 2018, Stockholm, Sweden*, pages 4279–4285.
- Alan Ritter, Colin Cherry, and Bill Dolan. 2010. [Unsupervised modeling of twitter conversations](#). In *Human Language Technologies: Conference of the North American Chapter of the Association of Computational Linguistics, Proceedings, June 2-4, 2010, Los Angeles, California, USA*, pages 172–180.
- Rico Sennrich, Barry Haddow, and Alexandra Birch. 2016.

- Neural machine translation of rare words with subword units. *Proceedings of the 56th Annual Meeting of the Association for Computational Linguistics, ACL 2018, Melbourne, Australia, July 15-20, 2018, Volume 1: Long Papers*, pages 2204–2213.
- In *Proceedings of the 54th Annual Meeting of the Association for Computational Linguistics, ACL 2016, August 7-12, 2016, Berlin, Germany, Volume 1: Long Papers*.
- Lifeng Shang, Zhengdong Lu, and Hang Li. 2015. [Neural responding machine for short-text conversation](#). In *Proceedings of the 53rd Annual Meeting of the Association for Computational Linguistics and the 7th International Joint Conference on Natural Language Processing of the Asian Federation of Natural Language Processing, ACL 2015, July 26-31, 2015, Beijing, China, Volume 1: Long Papers*, pages 1577–1586.
- Alessandro Sordani, Michel Galley, Michael Auli, Chris Brockett, Yangfeng Ji, Margaret Mitchell, Jian-Yun Nie, Jianfeng Gao, and Bill Dolan. 2015. [A neural network approach to context-sensitive generation of conversational responses](#). In *NAACL HLT 2015, The 2015 Conference of the North American Chapter of the Association for Computational Linguistics: Human Language Technologies, Denver, Colorado, USA, May 31 - June 5, 2015*, pages 196–205.
- Ilya Sutskever, Oriol Vinyals, and Quoc V. Le. 2014. [Sequence to sequence learning with neural networks](#). In *Advances in Neural Information Processing Systems 27: Annual Conference on Neural Information Processing Systems 2014, December 8-13 2014, Montreal, Quebec, Canada*, pages 3104–3112.
- Oriol Vinyals and Quoc V. Le. 2015. [A neural conversational model](#). *CoRR*, abs/1506.05869.
- Hao Wang, Zhengdong Lu, Hang Li, and Enhong Chen. 2013. [A dataset for research on short-text conversations](#). In *Proceedings of the 2013 Conference on Empirical Methods in Natural Language Processing, EMNLP 2013, 18-21 October 2013, Grand Hyatt Seattle, Seattle, Washington, USA, A meeting of SIGDAT, a Special Interest Group of the ACL*, pages 935–945.
- Jason D. Williams, Antoine Raux, Deepak Ramachandran, and Alan W. Black. 2013. [The dialog state tracking challenge](#). In *Proceedings of the SIGDIAL 2013 Conference, The 14th Annual Meeting of the Special Interest Group on Discourse and Dialogue, 22-24 August 2013, SUPELEC, Metz, France*, pages 404–413.
- Yu Wu, Wei Wu, Chen Xing, Ming Zhou, and Zhoujun Li. 2017. [Sequential matching network: A new architecture for multi-turn response selection in retrieval-based chatbots](#). In *Proceedings of the 55th Annual Meeting of the Association for Computational Linguistics, ACL 2017, Vancouver, Canada, July 30 - August 4, Volume 1: Long Papers*, pages 496–505.
- Saizheng Zhang, Emily Dinan, Jack Urbanek, Arthur Szlam, Douwe Kiela, and Jason Weston. 2018. [Personalizing dialogue agents: I have a dog, do you have pets too?](#)

