

High Fidelity Entangling Gates in a 3D Ion Crystal under Micromotion

Y.-K. Wu,^{1,*} Z.-D. Liu,^{1,*} W.-D. Zhao,¹ and L.-M. Duan¹

¹*Center for Quantum Information, IIIS, Tsinghua University, Beijing 100084, P. R. China*

(Dated: September 29, 2020)

Ion trap is one of the most promising candidates for quantum computing. Current schemes mainly focus on a linear chain of up to about one hundred ions in a Paul trap. To further scale up the qubit number, one possible direction is to use 2D or 3D ion crystals (Wigner crystals). In these systems, ions are generally subjected to large micromotion due to the strong fast-oscillating electric field, which can significantly influence the performance of entangling gates. In this work, we develop an efficient numerical method to design high-fidelity entangling gates in a general 3D ion crystal. We present numerical algorithms to solve the equilibrium configuration of the ions and their collective normal modes. We then give mathematical description of the micromotion and use it to generalize the gate scheme for linear ion chains into a general 3D crystal. The involved time integral of highly oscillatory functions is expanded into a fast-converging series for accurate and efficient evaluation and optimization. As a numerical example, we show a high-fidelity entangling gate design between two ions in a 100-ion crystal, with a theoretical fidelity of 99.9%.

I. INTRODUCTION

Over the past few decades, quantum computing has attracted wide interest because it challenges the strong Church-Turing thesis and has potential exponential speedup over any classical computers for certain problems [1]. To realize quantum computing, some basic requirements, known as the DiVincenzo's criteria [2], needs to be fulfilled, among which is a universal gate set that any desired multi-qubit unitary gates can be generated from. A commonly used universal gate set consists of a few single-qubit gates and a two-qubit entangling gate [1]. While the single-qubit gates are relatively simple, the two-qubit gate usually turns out to be much more difficult and has become the focus of the research. Besides, such entangling gates also find applications in other fields such as digital quantum simulation [3] and variational hybrid quantum-classical algorithms [4, 5].

Trapped ions have become one of the leading platforms for realizing quantum computing owing to the long coherence time, convenient initialization and readout, and the strong state-dependent coupling between ions mediated by laser driving [6–9]. Dedicated schemes for high-fidelity entangling gates, known as the Molmer-Sorensen (MS) gate [10] and its variants, have been developed for ion chains in a linear Paul trap. The gate can be designed using different collective motional modes of the ions [11, 12], through various control and optimization methods for the driving laser [13–15], and have been demonstrated in experiments from two to more than ten ions [16–22].

One major problem of the linear configuration is the scalability. It is estimated that the current gate schemes can be generalized to about one hundred ions [23–25], while for larger number of qubits we need more complicated schemes like ion shuttling [23, 26] or photonic quantum networks [27–29]. Although noticeable progress has

been achieved in these directions in recently years, these approaches require additional exquisite control of the ion system and their speed is limited by the slow quantum wiring process.

Therefore, it is appealing to consider a scheme using the current control techniques and move the complexity into the design of the control sequence. One such possibility is to increase qubit numbers by exploring higher dimensional ion systems in 2D or 3D, where large Wigner crystals of ions have been observed in experiments for hundreds to thousands of ions [30, 31]. Some pioneering works have been performed in Refs. [32–34]. In particular, it has been shown that the micromotion of the ions, which is inevitable for large 2D or 3D ion crystals in a Paul trap and leads to deviation from the gate scheme in 1D, is not a source of decoherence. The idea is then to find suitable laser sequence to realize high-fidelity gates under micromotion. In the previous works, approximations are made to the lowest orders of micromotion; while for high gate fidelity, it will be necessary to consider higher order corrections. In this work, we will develop an efficient algorithm to design entangling gates in general ion crystals up to arbitrary orders of micromotion. We will assume a general 3D crystal, with our results directly applicable to 2D as a special case of the trapping potential.

The paper is organized as follows. First we briefly review a commonly used gate scheme in 1D ion chain in Sec. II and describe the effects of micromotion when generalizing it to 3D. In Sec. III A we describe a numerical method to solve the equilibrium positions and micromotion of the ions, from which we further solve all the collective normal modes in Sec. III B. In Sec. IV we provide efficient numerical algorithms to include the micromotion into the gate design, whose theoretical errors can be systematically controlled to arbitrary orders. A numerical example is presented in Sec. V. Finally we conclude in Sec. VI.

* These authors contributed equally

II. GATE SCHEME IN 1D ION CHAIN

In this section, we briefly review how two-ion entangling gates can be realized in a linear chain of N ions. It will later be generalized to a 3D ion crystal in the following sections. Here we will follow the notation of Ref. [35]

The coupling between two ions is generated by off-resonantly driving them near some motional sidebands simultaneously. Assuming two driving fields on the ion j with the same Rabi frequency Ω_j , opposite detuning $\pm\mu$ to the atomic transition frequency and opposite wave vectors $\pm\Delta k$ along a transverse direction x , which is known as the phase-insensitive configuration [36], the qubit-phonon interaction Hamiltonian takes the form

$$\hat{H} = \sum_j \hbar\Omega_j \cos[\mu t + \varphi_j - \Delta k \cdot \hat{x}_j(t)] \hat{\sigma}_j^x, \quad (1)$$

where the index j runs over the two ions being driven, φ_j a motional phase depending on the initial phases of the driving fields and the equilibrium positions of the ions, $\hat{\sigma}_j^x$ the corresponding Pauli X operators, and $\hat{x}_j(t)$ the time-evolved position operators in the transverse direction. We can decompose the transverse motion into normal modes

$$\hat{x}_j(t) = \sum_k b_j^k \sqrt{\frac{\hbar}{2m\omega_k}} \left(\hat{a}_k e^{-i\omega_k t} + \hat{a}_k^\dagger e^{i\omega_k t} \right), \quad (2)$$

where k labels a normal mode with a creation (annihilation) operator \hat{a}_k^\dagger (\hat{a}_k), a mode frequency ω_k , and a normalized mode vector b_j^k for $j = 1, 2, \dots, N$.

With the Lamb-Dicke parameter $\eta_k \equiv \Delta k \sqrt{\hbar/2m\omega_k} \ll 1$ for typical experiments, and assuming weak excitation of the phonon modes during the gate (which is known as the Lamb-Dicke regime), we only need to consider the lowest order expansions in η_k

$$\hat{H} = \sum_j \sum_k \chi_j(t) \eta_k b_j^k \left(\hat{a}_k e^{-i\omega_k t} + \hat{a}_k^\dagger e^{i\omega_k t} \right) \hat{\sigma}_j^x, \quad (3)$$

where $\chi_j(t) \equiv \hbar\Omega_j \sin(\mu t + \varphi_j)$. The zeroth order term is dropped as a single-qubit rotation which can be compensated after the entangling gate. The error of neglecting the higher order terms is shown to be $O(\eta_k^4)$ in the gate fidelity [35].

Time evolution under this Hamiltonian with duration τ is given by the unitary operator

$$\hat{U}(\tau) = \exp \left[i \sum_j \hat{\phi}_j(\tau) \hat{\sigma}_j^x + i \sum_{i < j} \Theta_{ij}(\tau) \hat{\sigma}_i^x \hat{\sigma}_j^x \right], \quad (4)$$

where

$$\hat{\phi}_j(\tau) = -i \sum_k \left[\alpha_j^k(\tau) \hat{a}_k^\dagger - \alpha_j^{k*}(\tau) \hat{a}_k \right], \quad (5)$$

$$\alpha_j^k(\tau) = -\frac{i}{\hbar} \eta_k b_j^k \int_0^\tau \chi_j(t) e^{i\omega_k t} dt, \quad (6)$$

describe the spin-phonon coupling after the gate, and

$$\Theta_{ij}(\tau) = \frac{1}{\hbar^2} \sum_k \eta_k^2 b_i^k b_j^k \int_0^\tau dt_1 \int_0^{t_1} dt_2 \times [\chi_i(t_1) \chi_j(t_2) + \chi_j(t_1) \chi_i(t_2)] \sin[\omega_k(t_1 - t_2)] \quad (7)$$

is the coupling between the two spins i and j .

For an ideal entangling gate, we want the qubit state to be decoupled from the phonon modes, that is, $\alpha_j^k = 0$; we also want $\Theta_{ij} = \pm\pi/4$ for the maximal entanglement such that the ideal gate $\exp(\pm i\pi\sigma_i^x\sigma_j^x/4)$ is equivalent to the CNOT gate up to single-qubit rotations. To characterize the deviation from the ideal gate, we compute the average gate fidelity over different initial qubit states and a thermal distribution of the phonon states. For small deviation from the ideal case, we have [35]

$$\delta F = \frac{4}{5} \left[\left(\Theta_{ij} \mp \frac{\pi}{4} \right)^2 + \sum_{jk} |\alpha_j^k|^2 (2\bar{n}_k + 1) \right], \quad (8)$$

where \bar{n}_k is the average phonon number in the k -th mode.

Up to this point the formulation is general and we can apply amplitude, frequency or phase modulations [13–15] of the driving field to optimize the gate fidelity. For concreteness, below we will focus on a specific method of amplitude modulation to optimize the gate performance.

Let us set the driving fields on the two ions to be the same and divide the gate time τ into n_{seg} equal segments. In each segment we set the Rabi frequency on the two ions to be a constant. Define a real column vector $\mathbf{\Omega} = (\Omega_1, \Omega_2, \dots, \Omega_{n_{\text{seg}}})^T$ corresponding to the Rabi frequency of each segment, and we get

$$\alpha_j^k(\tau) = \mathbf{A}_j^k \mathbf{\Omega}, \quad \Theta_{ij} = \mathbf{\Omega}^T \mathbf{\gamma}' \mathbf{\Omega}, \quad (9)$$

where \mathbf{A}_j^k is a row vector whose n -th component is

$$\mathbf{A}_j^k(n) = -i\eta_k b_j^k \int_{(n-1)\tau/n_{\text{seg}}}^{n\tau/n_{\text{seg}}} \sin \mu t \cdot e^{i\omega_k t} dt, \quad (10)$$

and $\mathbf{\gamma}'$ is an n_{seg} by n_{seg} matrix with the (p, q) component given by

$$\gamma'(p, q) = \begin{cases} 2 \sum_k \eta_k^2 b_i^k b_j^k \int_{(p-1)\tau/n_{\text{seg}}}^{p\tau/n_{\text{seg}}} dt_1 \int_{(q-1)\tau/n_{\text{seg}}}^{q\tau/n_{\text{seg}}} dt_2 \sin \mu t_1 \sin \mu t_2 \sin[\omega_k(t_1 - t_2)] & (p > q) \\ 2 \sum_k \eta_k^2 b_i^k b_j^k \int_{(p-1)\tau/n_{\text{seg}}}^{p\tau/n_{\text{seg}}} dt_1 \int_{(p-1)\tau/n_{\text{seg}}}^{t_1} dt_2 \sin \mu t_1 \sin \mu t_2 \sin[\omega_k(t_1 - t_2)] & (p = q) \\ 0 & (p < q) \end{cases}. \quad (11)$$

By suitably scaling Ω , we can always set $\Theta_{ij} = \pm\pi/4$. Then the gate infidelity can be approximated as

$$\delta F = \frac{4}{5} \Omega^T \mathbf{M} \Omega. \quad (12)$$

where $\mathbf{M} \equiv \sum_{jk} \mathbf{A}_j^{k\dagger} \mathbf{A}_j^k (2\bar{n}_k + 1)$. By definition, \mathbf{M} is a Hermitian matrix, but actually we can express it in a real symmetric form since $\Omega^T \mathbf{M} \Omega = \Omega^T \text{Re}[\mathbf{M}] \Omega$. Similarly we can define a symmetric matrix $\gamma \equiv (\gamma' + \gamma'^T)/2$ such that $\Theta_{ij} = \Omega^T \gamma' \Omega = \Omega^T \gamma \Omega$.

To optimize the gate fidelity, we minimize $\Omega^T \mathbf{M} \Omega$ under the constraint $\Omega^T \gamma \Omega = \pm\pi/4$. We can introduce a Lagrange multiplier and consider the optimization of $f(\Omega, \lambda) = \Omega^T \mathbf{M} \Omega - \lambda(\Omega^T \gamma \Omega \mp \pi/4)$:

$$\begin{cases} \mathbf{M} \Omega - \lambda \gamma \Omega = 0 \\ \Omega^T \gamma \Omega = \pm\pi/4 \end{cases}. \quad (13)$$

This is a generalized eigenvalue problem. We can solve its eigenvalue with the smallest absolute value and the corresponding eigenvector, which, after suitable normalization, gives us the optimal Ω .

Let us now briefly discuss how this gate scheme can be generalized to a general 3D ion crystal, which will be expanded in more details in the following sections. One straightforward generalization is that we shall replace the transverse normal modes in Eq. (2) by all the normal modes in the 3D crystal, since the motions in different directions are coupled together. However, there are more differences between the 1D and the 3D cases. For the linear configuration, the trap can be designed such that the ions align on the null of the RF field without micromotion. The ions thus stay at their equilibrium positions and the small perturbation can be well approximated by the normal modes in a harmonic pseudopotential. On the other hand, in a 3D ion crystal it is generally not possible to suppress the micromotion of all the ions. Then the equilibrium solution is not a static configuration of the ions, but a finite oscillation at the RF frequency for all the ions. Such an oscillation can be absorbed into φ_j in Eq. (1) as a time-dependent motional phase for each ion. Moreover, when the amplitudes of these equilibrium trajectories are comparable to the width of the laser beams, the Rabi frequency Ω_j will also be time-dependent. Finally, the normal mode expansions in Eq. (2) will generally also include the micromotion at the RF frequency, which need to be considered in the evaluation of α_j^k [Eq. (6)] and Θ_{ij} [Eq. (7)].

III. EQUILIBRIUM TRAJECTORIES AND NORMAL MODES UNDER MICROMOTION

As is mentioned above, to design the entangling gate, first we need to solve the equilibrium trajectories of the ions and the collective normal modes for small deviation away from them. Important works on this topic have been performed in Refs. [37, 38] which are most suitable for a few ions to the lowest orders of the micromotion. In this section, we briefly review these results and generalize them to an efficient numerical algorithm that can work for hundreds of ions and to the arbitrary orders of micromotion.

For convenience, we define the length unit $L_0 = (\epsilon^2/4\pi\epsilon_0 m \omega_{\text{rf}}^2)^{1/3}$ and the time unit $T_0 = 2/\omega_{\text{rf}}$. Then we can consider the dimensionless equation of motion (EOM) of N ions

$$\ddot{R}_{i\sigma} + \sum_{\rho} (A_{\sigma\rho} - 2Q_{\sigma\rho} \cos 2t) R_{i\rho} - 4 \sum_{j \neq i} \frac{R_{i\sigma} - R_{j\sigma}}{[\sum_{\rho} (R_{i\rho} - R_{j\rho})^2]^{\frac{3}{2}}} = 0, \quad (14)$$

where $i, j = 1, 2, \dots, N$ corresponds to each ion and $\sigma, \rho = x, y, z$ for the three spatial directions. The first two terms correspond to the well-known Mathieu equation for a single ion in an RF trap, while the third term describes the Coulomb interaction between different ions with the motions in different directions coupled together. In the previous works (e.g. Refs. [7, 37]), it is usually assumed for convenience that the principal axes of the DC and the RF fields coincide, so that A and Q matrices are diagonal in the same frame. Since this assumption may not hold for some trap design, here we choose to work with the more general case.

A. Periodic Equilibrium Solutions

The potential in Eq. (14) has a period of π in the dimensionless form, it is thus reasonable to expect a solution with π period as well [37], that is, a micromotion at the RF frequency. To find such a stable periodic solution, we can start from some random initial configuration, time-evolve the system under a weak damping term [a $-\gamma \dot{R}_{i\sigma}$ term on the right-hand-side of Eq. (14)], and gradually turn down the damping until the system reaches a stable solution. Similar to the case of a static potential,

there can be multiple stable solutions to Eq. (14). Note that the process of gradually reducing the damping term closely mimic the cooling stage of the ions in a real trap. Thus we expect the solution found in this way to reflect the one obtained in the experiment with high probability.

This method works well for a small number of ions, but difficulty appears as the ion number increases: to approach the desired solution, we need to reduce the damping term γ , which in turn slows down the convergence and requires smaller step sizes in the time-evolution to suppress the numerical errors. This motivates us to consider the solution to Eq. (14) directly without the damping term.

Following Ref. [37], we expand the equilibrium solution with the period of π into a Fourier series

$$R_{j\sigma}^\pi(t) = \sum_{n=-\infty}^{+\infty} B_{2n,j\sigma} e^{i2nt}. \quad (15)$$

Note that due to the time-reversal symmetry of Eq. (14), we have $B_{2n,j\sigma} = B_{-2n,j\sigma} = B_{2n,j\sigma}^*$. Therefore all the expansion coefficients are real.

Since $R_{i\sigma}^\pi(t)$ has a period of π , so does any function of the coordinates. Therefore the Coulomb interaction term in Eq. (14) can also be expanded into a Fourier series

$$\begin{aligned} D_{i\sigma}^\pi(t) &\equiv 4 \sum_{j \neq i} \frac{R_{i\sigma}^\pi(t) - R_{j\sigma}^\pi(t)}{\left\{ \sum_{\rho} [R_{i\rho}^\pi(t) - R_{j\rho}^\pi(t)]^2 \right\}^{3/2}} \\ &= \sum_{n=-\infty}^{+\infty} D_{2n,i\sigma} e^{i2nt}. \end{aligned} \quad (16)$$

On the other hand, from the definition, we also have [37]

$$D_{i\sigma}^\pi(t) = 4 \sum_j G_{ij}^\pi(t) R_{j\sigma}^\pi(t), \quad (17)$$

where

$$\begin{aligned} G_{ij}^\pi(t) &\equiv \delta_{ij} \sum_{k \neq i} \frac{1}{\left\{ \sum_{\rho} [R_{i\rho}^\pi(t) - R_{k\rho}^\pi(t)]^2 \right\}^{3/2}} \\ &\quad - (1 - \delta_{ij}) \frac{1}{\left\{ \sum_{\rho} [R_{i\rho}^\pi(t) - R_{j\rho}^\pi(t)]^2 \right\}^{3/2}} \\ &= \sum_{n=-\infty}^{+\infty} G_{2n,ij} e^{i2nt}. \end{aligned} \quad (18)$$

These expansions are used in Ref. [37] to analyze the properties of the micromotion assuming small Mathieu parameters (elements of \mathbf{A} and \mathbf{Q} matrices). Here we generalize these equations to find the numerical solutions.

Plugging these expansions into Eq. (14) with a suitable division of the Coulomb interaction term into the above

two alternative forms, we get a recurrence relation

$$\begin{aligned} \sum_{\rho} [(A_{\sigma\rho} - 4n^2 \delta_{\sigma\rho}) B_{2n,i\rho} - Q_{\sigma\rho} (B_{2n-2,i\rho} + B_{2n+2,i\rho})] \\ + 4\alpha \sum_{m,j} G_{2n-2m,ij} B_{2m,j\sigma} = (1 + \alpha) D_{2n,i\sigma}, \end{aligned} \quad (19)$$

where the index m runs over all the orders of Fourier series, while the α -dependent terms on the two sides cancel each other for a periodic solution.

For a desired accuracy of the solution, suppose we can truncate at some finite order of the Fourier series. Then Eq. (19) is a system of linear equations for $\{B_{2n,i\sigma}\}$ and can be solved iteratively: we can use the old solution of $\{B_{2n,i\sigma}\}$ to calculate $\{D_{2n,i\sigma}\}$ and $\{G_{2n,i\sigma}\}$ and then find the new solution of $\{B_{2n,i\sigma}\}$. The simplest case is to set $\alpha = 0$. Unfortunately, numerically we find that in this case the solution is unstable: if we start from an approximate solution, it will deviate further and further away after iterations. The reason is that for the leading order term $B_{0,i\sigma}$, we have $n = 0$ and thus its coefficient is a small parameter. When computing the new solution from the old one, we take the inverse of these small parameters and therefore the error gets enlarged.

The above analysis suggests that we need large α for the iterative method to converge. Numerically we find that $\alpha \geq 1$ leads to convergence around the periodic solution, if we start from the approximate solution we found with a weak damping term. Note that if in $B_{2n,i\sigma}$ we truncate at $n = \pm M$, then in $G_{2n,ij}$ we need to truncate at $n = \pm 2M$.

B. Normal Modes

Having solved the equilibrium trajectories $\{R_{i\sigma}^\pi(t)\}$ of the ions, now we consider small perturbation around them and decompose them into collective normal modes. Let us first derive the equation of motion for a small deviation. Following Ref. [37], we define a matrix function $\mathbf{K}(t)$ whose elements are

$$\begin{aligned} K_{i\sigma,j\tau}(t) &= \begin{cases} -3 \frac{(R_{i\sigma}^\pi - R_{j\sigma}^\pi)(R_{i\tau}^\pi - R_{j\tau}^\pi)}{[\sum_{\rho} (R_{i\rho}^\pi - R_{j\rho}^\pi)^2]^{5/2}} & (i \neq j, \sigma \neq \tau) \\ \frac{[\sum_{\rho} (R_{i\rho}^\pi - R_{j\rho}^\pi)^2] - 3(R_{i\sigma}^\pi - R_{j\sigma}^\pi)^2}{[\sum_{\rho} (R_{i\rho}^\pi - R_{j\rho}^\pi)^2]^{5/2}} & (i \neq j, \sigma = \tau) \\ 3 \sum_{k \neq i} \frac{[\sum_{\rho} (R_{i\rho}^\pi - R_{k\rho}^\pi)^2]^{5/2} (R_{i\sigma}^\pi - R_{k\sigma}^\pi)(R_{i\tau}^\pi - R_{k\tau}^\pi)}{[\sum_{\rho} (R_{i\rho}^\pi - R_{k\rho}^\pi)^2]^{5/2}} & (i = j, \sigma \neq \tau) \\ - \sum_{k \neq i} \frac{[\sum_{\rho} (R_{i\rho}^\pi - R_{k\rho}^\pi)^2] - 3(R_{i\sigma}^\pi - R_{k\sigma}^\pi)^2}{[\sum_{\rho} (R_{i\rho}^\pi - R_{k\rho}^\pi)^2]^{5/2}} & (i = j, \sigma = \tau) \end{cases} \\ & \quad (20) \end{aligned}$$

as the time-dependent Hessian matrix of the Coulomb interaction. In the above equation, the t dependence of $R_{i\sigma}^\pi$ is omitted for simplicity. Now we have the linear EOM for small perturbation $r_{i\sigma}$ around the periodic crystal so-

lution:

$$\ddot{r}_{i\sigma} + \sum_{\rho} (A_{\sigma\rho} - 2Q_{\sigma\rho} \cos 2t) r_{i\rho} + 4 \sum_{j\rho} K_{i\sigma, j\rho}(t) r_{j\rho} = 0. \quad (21)$$

Because $\mathbf{K}(t)$ also has a period of π , we can expand it as

$$\mathbf{K}(t) = \mathbf{K}_0 - 2\mathbf{K}_2 \cos 2t - 2\mathbf{K}_4 \cos 4t - \dots \quad (22)$$

If we absorb \mathbf{K}_0 and \mathbf{K}_2 into the definition of \mathbf{A} and \mathbf{Q} matrices and neglect the higher order terms (we will later describe how the higher order terms can be included), Eq. (21) can be written in the vector form

$$\ddot{\mathbf{r}} + (\mathbf{A} - 2\mathbf{Q} \cos 2t) \mathbf{r} = 0, \quad (23)$$

where \mathbf{r} is a $3N$ by 1 column vector.

Consider a normal mode at the dimensionless frequency β (modulated by micromotion at the RF frequency). Following Ref. [37], such a solution can be expanded as

$$\mathbf{r} = \sum_{n=-\infty}^{+\infty} \mathbf{C}_{2n} \left[c e^{i(2n+\beta)t} + c^* e^{-i(2n+\beta)t} \right]. \quad (24)$$

Here the real $3N$ by 1 vector \mathbf{C}_{2n} is the generalized mode vector and c is a complex amplitude. Now our task is to determine all the mode frequencies β 's. An imaginary β means instability, while all β 's being real corresponds to oscillatory behavior.

We define $\mathbf{R}_{2n} \equiv \mathbf{A} - (2n+\beta)^2 \mathbf{I}$, where \mathbf{I} is the identity matrix. Plugging these expressions into Eq. (23), we get a recurrence relation

$$\mathbf{Q} \mathbf{C}_{2n-2} = \mathbf{R}_{2n} \mathbf{C}_{2n} - \mathbf{Q} \mathbf{C}_{2n+2}. \quad (25)$$

Further applying the infinite continued matrix inversion method [38], the normal mode frequencies are finally determined by

$$\det [\mathbf{P}_2(\beta) - \mathbf{Q} \mathbf{P}_1(\beta) \mathbf{Q}] = 0, \quad (26)$$

with \mathbf{C}_0 the eigenvector of $\mathbf{P}_2 - \mathbf{Q} \mathbf{P}_1 \mathbf{Q}$ corresponding to the eigenvalue of zero, while

$$\mathbf{P}_1(\beta) \equiv \{\mathbf{R}_2 - \mathbf{Q}[\mathbf{R}_4 - \mathbf{Q}(\mathbf{R}_6 - \dots)^{-1} \mathbf{Q}]^{-1} \mathbf{Q}\}^{-1} \quad (27)$$

and

$$\mathbf{P}_2(\beta) \equiv \mathbf{R}_0 - \mathbf{Q}[\mathbf{R}_{-2} - \mathbf{Q}(\mathbf{R}_{-4} - \dots)^{-1} \mathbf{Q}]^{-1} \mathbf{Q} \quad (28)$$

are two matrices dependent on β and can be evaluated by truncating at some large value of $|n|$.

Note that $\det(\mathbf{P}_2 - \mathbf{Q} \mathbf{P}_1 \mathbf{Q})$ is just a numerical function of β . Therefore, to solve all the normal modes, in principle we only need to find all the roots of this function numerically, as done in Refs. [37, 38]. However, for large ion number N , the separation between these $3N$ roots is small and it is difficult to solve all of them without any *a priori* knowledge about their distribution. Moreover, some of the β 's may be imaginary for an unstable crystal solution, which makes the numerical search even harder. Also note that when writing down Eq. (23), we have neglected higher order terms in Eq. (22). The effect of the K_4 term is considered in Ref. [38], but the method is difficult to generalize to higher order terms. Now we describe a new method that can be efficiently applied to a large number of ions and can include arbitrarily high order terms.

In general, we can rewrite Eq. (21) as

$$\ddot{\mathbf{r}} + (\mathbf{A} - 2\mathbf{Q} \cos 2t - 2\mathbf{Q}_4 \cos 4t - \dots) \mathbf{r} = 0 \quad (29)$$

with $\mathbf{Q}_{2n} = 4\mathbf{K}_{2n}$ ($n \geq 2$) from the Fourier expansion of $\mathbf{K}(t)$ [Eq. (22)]. Again we have absorbed \mathbf{K}_0 and \mathbf{K}_2 into the definition of \mathbf{A} and \mathbf{Q} .

Using the expansion of Eq. (24), we get a general recurrence relation

$$\begin{aligned} \mathbf{R}_{2n} \mathbf{C}_{2n} = & \mathbf{Q}(\mathbf{C}_{2n-2} + \mathbf{C}_{2n+2}) + \mathbf{Q}_4(\mathbf{C}_{2n-4} + \mathbf{C}_{2n+4}) \\ & + \mathbf{Q}_6(\mathbf{C}_{2n-6} + \mathbf{C}_{2n+6}) + \dots \end{aligned} \quad (30)$$

where again $\mathbf{R}_{2n} \equiv \mathbf{A} - (2n + \beta)^2 \mathbf{I}$.

If we truncate these equations at the order of $\pm n$, we can assemble them into a matrix form

$$\begin{pmatrix} \mathbf{R}_{-2n} & -\mathbf{Q} & -\mathbf{Q}_4 & \dots & 0 & 0 & 0 \\ -\mathbf{Q} & \mathbf{R}_{-2n+2} & -\mathbf{Q} & \dots & 0 & 0 & 0 \\ -\mathbf{Q}_4 & -\mathbf{Q} & \mathbf{R}_{-2n+4} & \dots & 0 & 0 & 0 \\ \vdots & \vdots & \vdots & \ddots & \vdots & \vdots & \vdots \\ 0 & 0 & 0 & \dots & \mathbf{R}_{2n-4} & -\mathbf{Q} & -\mathbf{Q}_4 \\ 0 & 0 & 0 & \dots & -\mathbf{Q} & \mathbf{R}_{2n-2} & -\mathbf{Q} \\ 0 & 0 & 0 & \dots & -\mathbf{Q}_4 & -\mathbf{Q} & \mathbf{R}_{2n} \end{pmatrix} \begin{pmatrix} \mathbf{C}_{-2n} \\ \mathbf{C}_{-2n+2} \\ \mathbf{C}_{-2n+4} \\ \vdots \\ \mathbf{C}_{2n-4} \\ \mathbf{C}_{2n-2} \\ \mathbf{C}_{2n} \end{pmatrix} = 0, \quad (31)$$

where \mathbf{Q}_{2n} 's can be truncated at some different order m , which is not shown explicitly in the above equation. Note that the diagonal blocks $\{\mathbf{R}_{2n}\}$ of this matrix depend on

β . Again a normal mode frequency β is a root of the determinant of this matrix, and the mode vector is given by the corresponding eigenvector with the eigenvalue of

zero.

The direct search of β suffers the same numerical difficulty as mentioned before. Instead, we observe that if we have an approximate mode frequency β , the above matrix should have an eigenvalue close to zero. Therefore, we start from an approximate solution and solve the eigenvalue Δ closest to zero. Note that the diagonal blocks of this matrix $\mathbf{R}_{2n} = \mathbf{A} - (2n + \beta)^2 \mathbf{I} = \mathbf{A} - (4n^2 + 4n\beta) \mathbf{I} - \beta^2 \mathbf{I}$ have a common $-\beta^2 \mathbf{I}$ term in the diagonal, which can be combined with the small nonzero eigenvalue Δ . That is, we update β by $\sqrt{\beta^2 + \Delta}$ and then repeat the above process. The iterations will quickly converge such that $\Delta \rightarrow 0$. In the case of degeneracy of, say, two normal modes, we can similarly look for the two eigenvalues with the smallest absolute values and the corresponding eigenvectors, and use the desired one for the next iteration.

To efficiently apply the above method, it is desirable to have a complete set of approximate normal modes to start with. Therefore here we describe a simple approximate solution based on Eq. (26). Consider small elements of the \mathbf{A} and \mathbf{Q} matrices [after absorbing \mathbf{K}_0 and \mathbf{K}_2 as in Eq. (23)], and we expect the mode frequencies β also to be small. Now we consider the following expansion for $n \neq 0$:

$$\begin{aligned} \mathbf{R}_{2n}^{-1} &= [\mathbf{A} - (2n + \beta)^2]^{-1} = (\mathbf{A} - 4n^2 - 4n\beta - \beta^2)^{-1} \\ &\approx -\frac{1}{4n^2} \left(1 - \frac{\beta}{n} - \frac{\beta^2 - \mathbf{A}}{4n^2} + \frac{\beta^2}{n^2} \right), \end{aligned} \quad (32)$$

where we have omitted the identity matrix \mathbf{I} for simplicity. We also have

$$\mathbf{P}_1 \approx [\mathbf{R}_2 - \mathbf{Q}\mathbf{R}_4^{-1}\mathbf{Q}]^{-1} \approx \mathbf{R}_2^{-1} + \mathbf{R}_2^{-1}\mathbf{Q}\mathbf{R}_4^{-1}\mathbf{Q}\mathbf{R}_2^{-1}, \quad (33)$$

and

$$\begin{aligned} \mathbf{P}_2 &\approx \mathbf{R}_0 - \mathbf{Q}[\mathbf{R}_{-2} - \mathbf{Q}\mathbf{R}_{-4}^{-1}\mathbf{Q}]^{-1}\mathbf{Q} \\ &\approx \mathbf{R}_0 - \mathbf{Q}\mathbf{R}_{-2}^{-1}\mathbf{Q} - \mathbf{Q}\mathbf{R}_{-2}^{-1}\mathbf{Q}\mathbf{R}_{-4}^{-1}\mathbf{Q}\mathbf{R}_{-2}^{-1}\mathbf{Q}. \end{aligned} \quad (34)$$

Therefore

$$\begin{aligned} \mathbf{T} &\equiv \mathbf{P}_2 - \mathbf{Q}\mathbf{P}_1\mathbf{Q} \\ &\approx \mathbf{A} + \frac{1}{2}\mathbf{Q}^2 + \frac{1}{8}\mathbf{Q}\mathbf{A}\mathbf{Q} + \frac{1}{128}\mathbf{Q}^4 - \beta^2 \left(1 - \frac{3}{8}\mathbf{Q}^2 \right). \end{aligned} \quad (35)$$

Because \mathbf{C}_0 satisfies $\mathbf{T}\mathbf{C}_0 = 0$, all the normal modes are now given by a generalized eigenvalue problem

$$\begin{aligned} \left(\mathbf{A} + \frac{1}{2}\mathbf{Q}^2 + \frac{1}{8}\mathbf{Q}\mathbf{A}\mathbf{Q} + \frac{1}{128}\mathbf{Q}^4 \right) \mathbf{C}_0 &= \\ \beta^2 \left(1 - \frac{3}{8}\mathbf{Q}^2 \right) \mathbf{C}_0. \end{aligned} \quad (36)$$

To describe the normal modes to the same order of approximation we include oscillations at the multiples of

the RF frequency, which are given by

$$\mathbf{C}_{\pm 2} = (\mathbf{R}_{\pm 2} - \mathbf{Q}\mathbf{R}_{\pm 4}^{-1}\mathbf{Q})^{-1} \mathbf{Q}\mathbf{C}_0 \approx -\frac{1}{4}(1 \mp \beta)\mathbf{Q}\mathbf{C}_0, \quad (37)$$

$$\mathbf{C}_{\pm 4} = \mathbf{R}_{\pm 4}^{-1}\mathbf{Q}\mathbf{C}_{\pm 2} \approx \frac{1}{64} \left(1 \mp \frac{3}{2}\beta \right) \mathbf{Q}^2 \mathbf{C}_0. \quad (38)$$

Finally, we want to mention that we have been considering quadrupole traps in the above derivations (represented by the \mathbf{A} and \mathbf{Q} matrices). By exploring symmetries in the trap design, octupole or even higher-order multipole traps can be achieved, which have been used to trap large ion crystals [39]. These trapping forces oscillating at the multiples of the RF frequency can be treated in a similar way as the nonlinear Coulomb interaction in the above expressions and therefore our method is still applicable.

C. Quantization of normal modes

Having solved all the $3N$ normal mode frequencies β_k and the mode vectors $\mathbf{C}_{2n}^{(k)}$, finally we want to quantize them to design the entangling gate. In this part we recover the dimensions of the variables. In analogue to the quantum harmonic oscillators, we can decompose the position and momentum operators of the N ions as [7]

$$\hat{\mathbf{r}}(t) = \sum_k \sqrt{\frac{\hbar}{2m\omega_k}} \left[\hat{a}_k \mathbf{u}^{(k)*}(t) + \hat{a}_k^\dagger \mathbf{u}^{(k)}(t) \right], \quad (39)$$

and

$$\hat{\mathbf{p}}(t) = \sum_k \sqrt{\frac{\hbar m}{2\omega_k}} \left[\hat{a}_k \dot{\mathbf{u}}^{(k)*}(t) + \hat{a}_k^\dagger \dot{\mathbf{u}}^{(k)}(t) \right], \quad (40)$$

where

$$\mathbf{u}^{(k)}(t) = \sum_{n=-\infty}^{+\infty} \mathbf{C}_{2n}^{(k)} e^{i(n\omega_{\text{rf}} + \omega_k)t} \quad (41)$$

is a solution to Eq. (21) we get in Sec. IIIB with the time dimension recovered. $\omega_k = \beta_k \omega_{\text{rf}}/2$ is the frequency of the k -th mode and \hat{a}_k and \hat{a}_k^\dagger are the annihilation and creation operators. What remains to be determined is the normalization of $\mathbf{C}_{2n}^{(k)}$, which is fixed by the commutation relations $[\hat{r}_{i\sigma}(0), \hat{p}_{j\rho}(0)] = i\hbar \delta_{ij} \delta_{\sigma\rho}$ and $[\hat{a}_k, \hat{a}_l^\dagger] = \delta_{kl}$. According to Ref. [38], we need

$$\sum_n (2n + \beta_k) \mathbf{C}_{2n}^{(k)T} \sum_m \mathbf{C}_{2m}^{(l)} = \beta_k \delta_{kl}. \quad (42)$$

Actually, the orthogonal condition is already satisfied from our solution in Sec. IIIB; here we just need $\sum_n (2n + \beta_k) \mathbf{C}_{2n}^{(k)T} \sum_m \mathbf{C}_{2m}^{(k)} = \beta_k$ ($k = 1, 2, \dots, 3N$) for normalization.

IV. GATE SCHEME IN 3D

Having solved the equilibrium trajectories and the normal modes of the ions, now we can consider the gate design. Recall that, without micromotion, the optimization of the entangling gate is achieved by minimizing the residual entanglement to the phonon modes [Eq. (6)]

$$\alpha_j^k(\tau) = -\frac{i}{\hbar}\eta_k \int_0^\tau b_j^k \chi_j(t) e^{i\omega_k t} dt, \quad (43)$$

while maintaining the desired two-qubit phase $\Theta_{ij} = \pm\pi/4$ [Eq. (7)]

$$\Theta_{ij} = \frac{1}{\hbar^2} \sum_k \eta_k^2 \cdot \text{Im} \left\{ \int_0^\tau dt_1 \int_0^{t_1} dt_2 e^{i\omega_k(t_1-t_2)} \times \left[b_i^k b_j^{k*} \chi_i(t_1) \chi_j(t_2) + b_j^k b_i^{k*} \chi_j(t_1) \chi_i(t_2) \right] \right\}, \quad (44)$$

where we have considered the possibility of a complex mode vector b_j^k for the reasons that will become clear later, and

$$\chi_j(t) \equiv \hbar\Omega_j(t) \sin(\mu t + \varphi_j) \quad (45)$$

describes the driving field felt by the ion j .

In Sec. II we consider piecewise-constant $\Omega_j(t)$. The advantage is that the time integrations above can be performed analytically on each segment. Then the optimization becomes a generalized eigenvalue problem [Eq. (13)], which can be solved efficiently. Note that, strictly speaking, an analytical expression for the time integral is not necessary in the above process. Given a gate time τ and the number of segments n_{seg} , we can also evaluate the integral numerically. However, for the highly oscillatory functions we are considering, such a numerical integration requires very high accuracy and is usually slow. In comparison, if we can derive an analytical expression for the integral, its evaluation becomes much faster, which allows efficient optimization of the gate design. This understanding is important for efficient gate design in the general case.

A. Effects of micromotion

Now we consider the effects of the micromotion on the gate design. As briefly discussed in Sec. II, it appears in the following three aspects.

Time-Dependent Motional Phase. As we have shown in Sec. III A, the equilibrium trajectories of the ions are oscillating at the RF frequency. In Eq. (1), it appears as a (classical) oscillating phase in the form of $\Delta\mathbf{k} \cdot \mathbf{R}_j(t)$ where $\mathbf{R}_j(t) = [R_{j_x}^\pi(t), R_{j_y}^\pi(t), R_{j_z}^\pi(t)]^T$ is the equilibrium trajectory of the ion j . We can absorb it into the

motional phase φ_j for each ion in Eq. (45) with a period of $2\pi/\omega_{\text{rf}}$. Hence we have the Fourier expansion

$$\varphi_j(t) = \sum_{l=0}^{\infty} \varphi_j^{(l)} \cos l\omega_{\text{rf}} t, \quad (46)$$

where the superscript l represents to the l -th order of expansion. Note that by definition $\varphi_j(t)$ follows the same time-reversal symmetry as $R_{j_\sigma}^\pi(t)$, so in the Fourier series only the cosine terms survive. Also, $\varphi_j(t)$'s depend not only on the amplitude of the micromotion, but also on its angle with the direction of $\Delta\mathbf{k}$.

Time-Dependent Complex Normal Modes. The micromotion also leads to high-frequency modulation on each normal mode, as shown in Sec. III B. From Eq. (2) and Eq. (39) we observe that $b_j^k e^{i\omega_k t}$ is now replaced by $\mathbf{u}^{(k)}(t)$, that is,

$$b_j^k \rightarrow \sum_{n=-\infty}^{+\infty} \mathbf{m} \cdot \mathbf{C}_{2n,j}^{(k)} e^{in\omega_{\text{rf}} t} \quad (47)$$

where \mathbf{m} is a unit vector along the direction of $\Delta\mathbf{k}$ and $\mathbf{C}_{2n,j}^{(k)} = [C_{2n,jx}^{(k)}, C_{2n,jy}^{(k)}, C_{2n,jz}^{(k)}]^T$. This gives a time-dependent multiplicative factor in the integration in α_j^k [Eq. (43)] and Θ_{ij} [Eq. (44)], but because it is a trigonometric function, an analytical expression is still easy to obtain. Also note that our expression for Θ_{ij} in Sec. II [Eq. (7)] is derived for a real mode vector. For the complex mode vector here, Eq. (44) should be used instead.

Time-Dependent Modulation of Laser Intensity. If the micromotion has a component perpendicular to the direction of the laser beam, it will also lead to a variation in the laser intensity felt by the ion during the gate. This become important if the amplitude of the micromotion is greater than or comparable to the width of the laser beam. Mathematically it is described by a time-dependent effective Rabi frequency $\Omega_j(t)$ in Eq. (45) oscillating at the RF frequency. Given the spatial power distribution of the driving laser and the equilibrium trajectories of the ions, these terms can be computed and again can be expanded into a Fourier series. Therefore again they are multiplicative trigonometric functions and can be treated in the same way as the time-dependent normal modes. We will not consider this effect below for simplicity, which corresponds to a broad driving laser beam, or a beam that follows the equilibrium micromotion of the ions.

B. Series Expansion for Evaluating Highly Oscillatory Functions

As mentioned above, to efficiently design the gate, we want analytical expressions for Eq. (43) and Eq. (44) with piecewise constant $\Omega_j(t)$ on arbitrary intervals.

The last two effects of micromotion we described are not difficult to treat because for them the integrand is

still the product of trigonometric functions, and therefore simple analytical expressions exist. On the other hand, the first effect of a time-dependent motional phase, even if only expanded to the first order, will give us something like $\cos(\varphi^{(1)} \cos \omega_{\text{rf}} t)$ whose analytical integral on a general time interval is not known. Without such an analytical expression, we will have to numerically integrate highly oscillating functions, which significantly increases the computational cost.

As hinted by Ref. [40], this problem can be solved by a series expansion of the motional phase. For each expansion term we can still derive an analytical expression, while the overall error can be systematically suppressed by considering higher order terms. At the essence of our algorithm is the following formula [41]

$$\exp(i\varphi \cos \omega t) = J_0(\varphi) + 2 \sum_{n=1}^{\infty} i^n J_n(\varphi) \cos(n\omega t). \quad (48)$$

Note that for $0 < \varphi \ll \sqrt{n+1}$, we have

$$J_n(\varphi) \sim \frac{1}{n!} \left(\frac{\varphi}{2}\right)^n, \quad (49)$$

thus the high-order terms vanish quickly as n increases, and we can expect a fast convergence.

C. Residual Spin-Phonon Coupling

For the α_j^k terms [Eq. (43)], we want to derive an analytical expression for the integral

$$\int dt \sum_{n=-\infty}^{+\infty} C_{2n,j\sigma}^{(k)} e^{in\omega_{\text{rf}} t} \sin\left(\mu t + \sum_{l=0}^{\infty} \varphi_j^{(l)} \cos l\omega_{\text{rf}} t\right) e^{i\omega_k t}, \quad (50)$$

Because $C_{2n}^{(k)}$ decreases quickly with $|n|$ (for small Mathieu q parameters, that is, elements of the \mathbf{Q} matrix), we can truncate the summation over n at small $\pm n_{\text{cut}}$.

Note that we can regard $n\omega_{\text{rf}} + \omega_k$ as a new variable ω in the above expression. Then once we derive an analytical expression as a function of ω , we immediately get the results for all the orders of n by plugging in the value of $n\omega_{\text{rf}} + \omega_k$. Therefore we only need to consider

$$\begin{aligned} & \int dt \sin\left(\mu t + \sum_{l=0}^{\infty} \varphi_j^{(l)} \cos l\omega_{\text{rf}} t\right) e^{i\omega t} \\ &= \frac{1}{2i} \int dt \left[e^{i(\mu t + \varphi_j^{(0)})} \prod_{l=1}^{\infty} e^{i\varphi_j^{(l)} \cos l\omega_{\text{rf}} t} - c.c. \right] e^{i\omega t}. \end{aligned} \quad (51)$$

We can now expand $\exp(i\varphi_j^{(l)} \cos l\omega_{\text{rf}} t)$ into cosine functions using Eq. (48). Suppose the $\varphi_j^{(1)}, \varphi_j^{(2)}, \dots$ terms are expanded to the order of n_1, n_2, \dots , respectively. Then one term of the integral becomes

$$\int dt e^{i(\mu t + \varphi_j^{(0)})} e^{i\omega t} \cos(n_1 \omega_{\text{rf}} t) \cos(2n_2 \omega_{\text{rf}} t) \dots \quad (52)$$

with the coefficient $\prod_l 2i^{n_l} J_{n_l}(\varphi_j^{(l)})$ (for a term with $n_l = 0$ the coefficient is smaller by one half). Then we sum over all possible $\{n_1, n_2, \dots\}$ to get the total integral. The other half of Eq. (51) for the complex conjugate can be computed similarly. We just need to replace μ and $\varphi_j^{(0)}$ in Eq. (52) by $-\mu$ and $-\varphi_j^{(0)}$, and to take the complex conjugate of the corresponding coefficients.

It seems that the number of terms to be evaluated is exponentially large, so that even if we have analytical expressions for Eq. (52) and the evaluation of a single term is fast, the overall time cost is still high. Fortunately, in the small q regime for current ion trap quantum computing experiments, the micromotion amplitude decreases quickly with the order of expansion, so that $\varphi_j^{(l)}$ will be close to zero for large l . For such terms, we have $\exp(i\varphi_j^{(l)} \cos l\omega_{\text{rf}} t) \approx 1$, so that discarding them has negligible effects on the integrand of Eq. (51). Therefore we can truncate at $l \leq L$ for some small L in Eq. (52). Even for the remaining $\varphi_j^{(l)}$ terms, the corresponding coefficients $J_{n_l}(\varphi_j^{(l)})$ quickly vanish for large n_l , so the number of terms we need to evaluate is small. Note that all the truncations described above can be performed according to a chosen error tolerance, say, 10^{-8} , and the accuracy can be systematically improved by including higher order terms.

What remains is to evaluate Eq. (52) for up to L cosine functions. For a given L , an analytical expression for this integral is possible, but it can be complicated even for moderate L and in particular can be difficult for coding. Therefore we further split each cosine function into two exponential functions using $\cos x = (e^{ix} + e^{-ix})/2$. In this way, Eq. (52) finally turns into at most 2^L integrals of exponential functions, whose analytical expressions are simple. Since the truncation L is typically small and we do not need to split for the l -th term if $n_l = 0$, this algorithm gives a good balance between the time cost of programming and that of running.

D. Two-Qubit Rotation Angle

For the Θ_{ij} terms [Eq. 44], we want to derive an analytical expression for

$$\begin{aligned} & \int dt_1 \int dt_2 e^{i\omega_k(t_1 - t_2)} \sum_{n,m=-\infty}^{+\infty} C_{2n,i\rho}^{(k)} e^{in\omega_{\text{rf}} t_1} C_{2m,j\sigma}^{(k)} e^{-im\omega_{\text{rf}} t_2} \\ & \quad \times \sin\left(\mu t_1 + \sum_{l_1=0}^{\infty} \varphi_i^{(l_1)} \cos l_1 \omega_{\text{rf}} t_1\right) \\ & \quad \times \sin\left(\mu t_2 + \sum_{l_2=0}^{\infty} \varphi_j^{(l_2)} \cos l_2 \omega_{\text{rf}} t_2\right) \end{aligned} \quad (53)$$

for one term in Eq. (44), and the other term can be obtained by exchanging i and j .

Recall that in Eq. (11), we need two types of integral limits

$$\int_{(p-1)\tau/n_{\text{seg}}}^{p\tau/n_{\text{seg}}} dt_1 \int_{(q-1)\tau/n_{\text{seg}}}^{q\tau/n_{\text{seg}}} dt_2 \quad \text{and} \quad \int_{(p-1)\tau/n_{\text{seg}}}^{p\tau/n_{\text{seg}}} dt_1 \int_{(p-1)\tau/n_{\text{seg}}}^{t_1} dt_2. \quad (54)$$

For the first type, the integrations over t_1 and t_2 are separable and are exactly what we have solved for the α_j^k terms. The remaining problem is just the second type.

Following the derivations for the α_j^k terms, we define new variables $\omega_1 = \omega_k + n\omega_{\text{rf}}$ and $\omega_2 = \omega_k + m\omega_{\text{rf}}$, split the sine function into two exponential functions, and expand $\exp(\pm i\varphi_j^{(l)} \cos l\omega_{\text{rf}}t)$ using Eq. (48). Now we want an analytical expression for

$$\int dt_1 \int dt_2 e^{\pm i(\mu t_1 + \varphi_i^{(0)})} e^{\pm i(\mu t_2 + \varphi_j^{(0)})} e^{i\omega_1 t_1} e^{-i\omega_2 t_2} \times \prod_{l_1=1}^{L_1} \cos(l_1 n_{l_1} \omega_{\text{rf}} t_1) \prod_{l_2=1}^{L_2} \cos(l_2 m_{l_2} \omega_{\text{rf}} t_2). \quad (55)$$

Again we truncate at large values of L_1 , L_2 and n_{l_1} , m_{l_2} in the expansions and express the cosine functions as the sum of two exponential functions, then analytical formulae for the remaining integrals are simple.

V. NUMERICAL RESULTS

Finally, we show a numerical example for the whole process from solving the dynamics of the ions to the gate design. Consider 100 $^{171}\text{Yb}^+$ ions in a trap with trapping parameters $\mathbf{a} = (-0.015, -0.015, 0.03)$ and $\mathbf{q} = (0.3, -0.3, 0)$ (which correspond to diagonal \mathbf{A} and \mathbf{Q} matrices), and an RF frequency $\omega_{\text{rf}} = 2\pi \times 50$ MHz. The equilibrium trajectories are plotted in Fig. 1. As we can see, in general the ions have large micromotion amplitudes comparable to their separations.

Using the methods described in Sec. III B, we solve all the collective normal modes of the ion crystal under micromotion. Instead of presenting all the 300 modes, in Fig. 2 we plot the response of a particular ion along a particular direction, when two normal modes, the lowest one at $\beta_1 = 0.001340$ and the highest one at $\beta_{300} = 0.3032$, are selectively excited. In both cases, we see perfect agreement between the prediction of the normal mode expansion (red curves) and the direct numerical results from molecular dynamics simulation (blue curves), such that their difference (green curves) stay at zero during the simulated time periods.

Next we consider the entangling gate between two ions colored in red in Fig. 1. Similar to Ref. [35], we consider counter-propagating Raman laser beams with a wavelength around $\lambda = 355$ nm in the x direction, and we assume Doppler temperature $k_B T = \hbar\Gamma/2$ where $\Gamma = 2\pi \times 20$ MHz is the spontaneous emission rate of the $^{171}\text{Yb}^+$ ions. Note that in real experiments we may need the two Raman beams to be at an angle to selectively address individual ions at their intersection. For

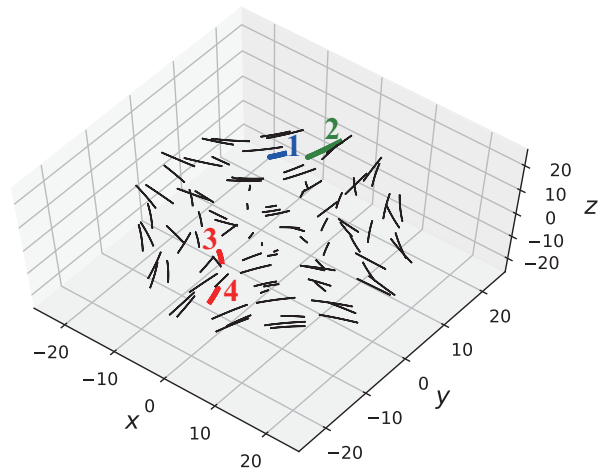


FIG. 1. Equilibrium trajectories of 100 ions in a trap with $\mathbf{a} = (-0.015, -0.015, 0.03)$ and $\mathbf{q} = (0.3, -0.3, 0)$. The length dimension is $L_0 = (e^2/4\pi\epsilon_0 m\omega_{\text{rf}}^2)^{1/3} = 0.20 \mu\text{m}$. The two ions colored in blue (labelled by 1) and in green (labelled by 2) are used in Fig. 2 to compare the solved normal modes with direct molecular dynamics simulation. The two ions colored in red (labelled by 3 and 4) are used in Fig. 3 for entangling gates.

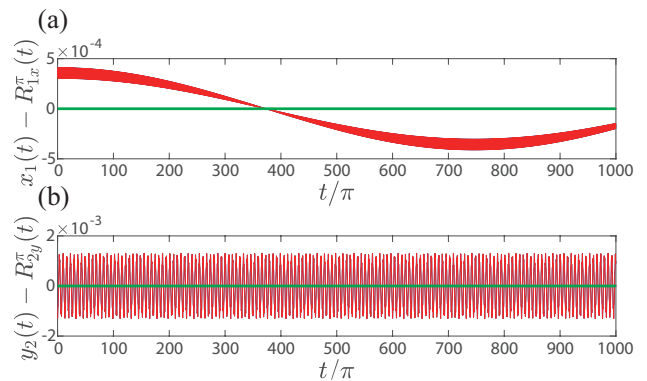


FIG. 2. Comparison between the computed normal modes and the numerical results from molecular dynamics simulation. The 100-ion crystal we consider is shown in Fig. 1. The length unit is $L_0 = 0.20 \mu\text{m}$ and each dimensionless RF period π corresponds to $0.02 \mu\text{s}$. (a) Evolution of the x coordinate of ion 1 (colored in blue in Fig. 1) over 1000 RF periods for a weak excitation of 0.01 in the lowest mode with $\beta_1 = 0.001340$. (b) Evolution of the y coordinate of ion 2 (colored in green in Fig. 1) over 1000 RF periods for a weak excitation of 0.01 in the highest mode with $\beta_{300} = 0.3032$. In both plots, the blue curve is from direct molecular dynamics simulation using a fourth order symplectic integrator (see, e.g., [42]), 1000 steps per RF period and *double* precision, the red curve is computed from the normal mode expansions, and the green curve is their difference. The blue and the red curves almost coincide with each other and can hardly be distinguished in these plots, which suggests that our computed normal modes are accurate for a wide range of spectra over two orders of magnitude. The equilibrium trajectories $R_{i\alpha}^\pi(t)$ oscillating at an amplitude of the order $O(1)$ is already subtracted from these curves to highlight the small deviation [Eq. (21)].

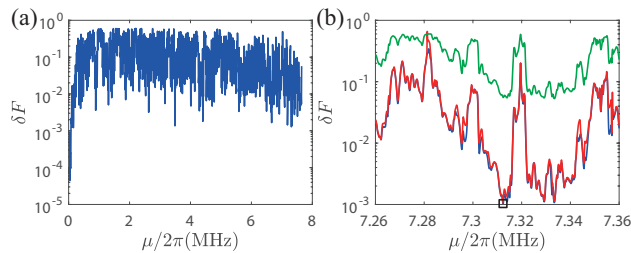


FIG. 3. (a) Optimal gate infidelity δF for a scan of the laser detuning μ over the whole spectrum of the normal modes of the crystal. Note that this is a coarse scan and the resolution is not enough to show all the structures of the curve. We then zoom in into a region with potential high fidelity. The calculation is performed for a truncation of $L = 5$ for the equilibrium trajectories and $n_{\text{cut}} = 5$ for the high-frequency modulation of the normal modes. (b) A zoomed-in scan for a small range of frequencies at the high-frequency end. (We avoid using the low-frequency end, which may be sensitive to the soft modes, even though it seems to have higher theoretical fidelity.) The blue curve is optimized for ions' motions truncated at $L = 5$ and $n_{\text{cut}} = 5$. The red curve is what we would have gotten using the same optimized laser sequence if we truncated at $L = 1$ and $n_{\text{cut}} = 1$, while the green curve is that for $L = 0$ and $n_{\text{cut}} = 0$, that is, without considering micromotion.

convenience, we set the static motional phase $\varphi_j^{(0)}$ to zero, which can be realized by suitable phase shift on the path of the laser beams, and only consider the oscillating motional phase $\varphi_j^{(l)}$ ($l \geq 1$) due to the micromotion. Suppose we use $n_{\text{seg}} = 15$ segments for a total gate time $\tau = 300 \mu\text{s}$. The optimal gate infidelity is shown in Fig. 3 as we scan the laser detuning μ . Due to the increased computational cost under micromotion and the large range of μ to be scanned over, first we perform a coarse scan in Fig. 3(a) and then a finer scan in the region with potential high gate fidelity in Fig. 3(b). It seems that higher fidelity is possible in the low-frequency end, but here we purposely avoid this region, which may strongly drive the low-frequency soft modes and break down the approximations in the gate scheme. Here we have not yet optimized over gate time τ and segment number n_{seg} , but as we can see, a high gate fidelity of 99.9% can already be achieved. In Fig. 4 we further show the optimized Rabi frequency $\Omega(t)$ at the detuning $\mu = 2\pi \times 7.3124 \text{ MHz}$ [labelled by a black square in Fig. 3(b)]. Note that we have $|\Omega(t)| < \mu$ so that strong excitation of the phonon modes can be avoided [35].

In Fig. 3 we assume that the gate starts right at the beginning of an RF period [$t = 0$ in Eq. (14)]. If the laser sequence is not locked to the RF signal, or if the time resolution is not high enough, the starting point of the gate can locate anywhere in an RF period, which can be a source of error. In Fig. 5 we plot the gate infidelity versus the initial time t_0 using the optimized gate parameters in Fig. 4. As expected, the gate infidelity varies with t_0 and returns to the original value after one RF period. The variation is not significant and on average we still have a

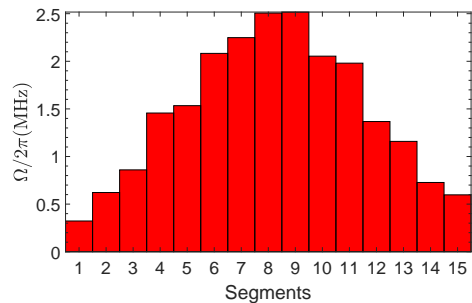


FIG. 4. The optimized laser pulse sequence $\Omega(t)$ for $\tau = 300 \mu\text{s}$, $n_{\text{seg}} = 15$, $\mu = 2\pi \times 7.3124 \text{ MHz}$.

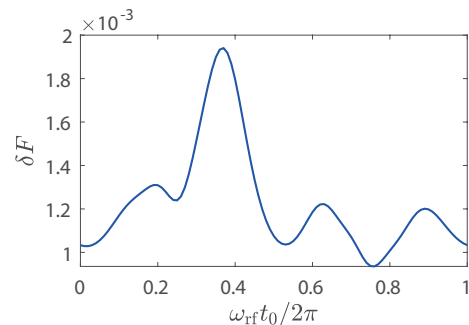


FIG. 5. Gate infidelity δF versus the starting point t_0 of the gate during an RF period, using the optimized gate parameters in Fig. 4.

fidelity of 99.88%.

In Fig. 3(b) we also show a comparison for different truncations of the micromotion. The blue curve is computed for a high-order expansion (truncated at $L = 5$ for the equilibrium trajectories and $n_{\text{cut}} = 5$ for the high-frequency modulation of the normal modes), while the red curve is to apply the same optimized gate sequence on a hypothetical ion crystal truncated at $L = 1$ and $n_{\text{cut}} = 1$. The high-order calculation is about 50 times slower than the lower-order one, with small but noticeable difference in the gate fidelity. We expect the difference to increase for larger crystals and larger micromotion, for which the high-order computation will be necessary. On the other hand, if we apply the same gate sequence on a hypothetical ion crystal with $L = 0$ and $n_{\text{cut}} = 0$, that is, without considering micromotion, then the gate infidelity can differ by two orders of magnitude, as shown by the green curve. This clearly reveals the nonnegligible effects of micromotion on the gate performance.

As we can see from Fig. 1, in this example, the micromotion along the z direction is much smaller than those in other directions, so we could have gotten much faster convergence had we applied the laser beams in the z direction. This simplification can be used for practical gate design, while here we just want large micromotion to demonstrate our algorithm. Note that the time cost of

the algorithm increases linearly with the number of ions (number of normal modes) and linearly with the number of segments (because the bottleneck of the algorithm is the $p = q$ double integral of the two-qubit rotation angle). Also, the scan of the gate parameters can be performed in parallel. Therefore even though the design of the gate with micromotion is much slower than that without micromotion, we can still expect it to work for hundreds of ions and hundreds of pulse segments.

VI. DISCUSSION AND CONCLUSION

To sum up, we have presented a scheme to design entangling gates between two ions in a general ion crystal. The effect of micromotion can be mathematically described as a time-dependent phase of the driving laser, a high-frequency modulation of the laser intensity, and time-dependent mode vectors of ions' collective motional modes. To generalize the gate scheme from a 1D ion chain, first we solve the equilibrium trajectories of the ions for given trapping parameters and then determine the collective normal modes up to arbitrary orders of

micromotion. The time integral of the highly oscillatory functions appearing in the gate design is efficiently treated by a series expansion, whose error can be systematically suppressed by including higher and higher order terms. A numerical example is also provided to show the functioning of our algorithm. Our work lays the foundation for direct quantum computing on a large 2D or 3D ion crystal, and can also help to improve the high-fidelity gate design in 1D ion chain when the transverse micromotion is important.

ACKNOWLEDGMENTS

This work was supported by the National key Research and Development Program of China (2016YFA0301902), Frontier Science Center for Quantum Information of the Ministry of Education of China, and Tsinghua University Initiative Scientific Research Program. Y.-K. W. acknowledges support from Shuimu Tsinghua Scholar Program and International Postdoctoral Exchange Fellowship Program (Talent-Introduction Program).

-
- [1] MA Nielsen and IL Chuang. *Quantum Computation and Quantum Information*. Cambridge University Press, 2000.
- [2] David P. DiVincenzo. The physical implementation of quantum computation. *Fortschritte der Physik*, 48(911):771–783, 2000.
- [3] I. M. Georgescu, S. Ashhab, and Franco Nori. Quantum simulation. *Rev. Mod. Phys.*, 86:153–185, Mar 2014.
- [4] Edward Farhi, Jeffrey Goldstone, and Sam Gutmann. A quantum approximate optimization algorithm. *arXiv preprint arXiv:1411.4028*, 2014.
- [5] Jarrod R McClean, Jonathan Romero, Ryan Babbush, and Alán Aspuru-Guzik. The theory of variational hybrid quantum-classical algorithms. *New Journal of Physics*, 18(2):023023, feb 2016.
- [6] J. I. Cirac and P. Zoller. Quantum computations with cold trapped ions. *Phys. Rev. Lett.*, 74:4091–4094, May 1995.
- [7] D. Leibfried, R. Blatt, C. Monroe, and D. Wineland. Quantum dynamics of single trapped ions. *Rev. Mod. Phys.*, 75:281–324, Mar 2003.
- [8] Rainer Blatt and David Wineland. Entangled states of trapped atomic ions. *Nature*, 453(7198):1008–1015, 2008.
- [9] C. Monroe and J. Kim. Scaling the ion trap quantum processor. *Science*, 339(6124):1164–1169, 2013.
- [10] Anders Sørensen and Klaus Mølmer. Quantum computation with ions in thermal motion. *Phys. Rev. Lett.*, 82:1971–1974, Mar 1999.
- [11] J. J. García-Ripoll, P. Zoller, and J. I. Cirac. Coherent control of trapped ions using off-resonant lasers. *Phys. Rev. A*, 71:062309, Jun 2005.
- [12] Shi-Liang Zhu, C. Monroe, and L.-M. Duan. Trapped ion quantum computation with transverse phonon modes. *Phys. Rev. Lett.*, 97:050505, Aug 2006.
- [13] Shi-Liang Zhu, C. Monroe, and L.-M. Duan. Arbitrary-speed quantum gates within large ion crystals through minimum control of laser beams. *Europhys. Lett.*, 73(4):485–491, 2006.
- [14] Todd J. Green and Michael J. Biercuk. Phase-modulated decoupling and error suppression in qubit-oscillator systems. *Phys. Rev. Lett.*, 114:120502, Mar 2015.
- [15] Pak Hong Leung and Kenneth R. Brown. Entangling an arbitrary pair of qubits in a long ion crystal. *Phys. Rev. A*, 98:032318, Sep 2018.
- [16] Cass A Sackett, David Kielpinski, Brian E King, Christopher Langer, Volker Meyer, Christopher J Myatt, M Rowe, QA Turchette, Wayne M Itano, David J Wineland, et al. Experimental entanglement of four particles. *Nature*, 404(6775):256–259, 2000.
- [17] Dietrich Leibfried, Brian DeMarco, Volker Meyer, David Lucas, Murray Barrett, Joe Britton, Wayne M Itano, B Jelenković, Chris Langer, Till Rosenband, et al. Experimental demonstration of a robust, high-fidelity geometric two ion-qubit phase gate. *Nature*, 422(6930):412–415, 2003.
- [18] Thomas Monz, Philipp Schindler, Julio T. Barreiro, Michael Chwalla, Daniel Nigg, William A. Coish, Maximilian Harlander, Wolfgang Hänsel, Markus Hennrich, and Rainer Blatt. 14-qubit entanglement: Creation and coherence. *Phys. Rev. Lett.*, 106:130506, Mar 2011.
- [19] T. Choi, S. Debnath, T. A. Manning, C. Figgatt, Z.-X. Gong, L.-M. Duan, and C. Monroe. Optimal quantum control of multimode couplings between trapped ion qubits for scalable entanglement. *Phys. Rev. Lett.*, 112:190502, May 2014.
- [20] C. J. Ballance, T. P. Harty, N. M. Linke, M. A. Sepiol, and D. M. Lucas. High-fidelity quantum logic gates using trapped-ion hyperfine qubits. *Phys. Rev. Lett.*,

- 117:060504, Aug 2016.
- [21] Thomas Monz, Daniel Nigg, Esteban A. Martinez, Matthias F. Brandl, Philipp Schindler, Richard Rines, Shannon X. Wang, Isaac L. Chuang, and Rainer Blatt. Realization of a scalable shor algorithm. *Science*, 351(6277):1068–1070, 2016.
- [22] K Wright, KM Beck, S Debnath, JM Amini, Y Nam, N Grzesiak, J-S Chen, NC Pistenti, M Chmielewski, C Collins, et al. Benchmarking an 11-qubit quantum computer. *Nature Communications*, 10(1):1–6, 2019.
- [23] David J Wineland, C Monroe, Wayne M Itano, Dietrich Leibfried, Brian E King, and Dawn M Meekhof. Experimental issues in coherent quantum-state manipulation of trapped atomic ions. *Journal of Research of the National Institute of Standards and Technology*, 103(3):259, 1998.
- [24] Richard J. Hughes, Daniel F. V. James, Emanuel H. Knill, Raymond Laflamme, and Albert G. Petschek. Decoherence bounds on quantum computation with trapped ions. *Phys. Rev. Lett.*, 77:3240–3243, Oct 1996.
- [25] R.G. Clark. *Proceedings of the 1st International Conference on Experimental Implementation of Quantum Computation: Sydney, Australia, 16-19 January 2001*. Rinton Press, 2001.
- [26] David Kielpinski, Chris Monroe, and David J Wineland. Architecture for a large-scale ion-trap quantum computer. *Nature*, 417(6890):709–711, 2002.
- [27] L.-M. Duan, B. B. Blinov, D. L. Moehring, and C. Monroe. Scalable trapped ion quantum computation with a probabilistic ion-photon mapping. *Quantum Info. Comput.*, 4(3):165–173, May 2004.
- [28] L.-M. Duan and C. Monroe. Colloquium: Quantum networks with trapped ions. *Rev. Mod. Phys.*, 82:1209–1224, Apr 2010.
- [29] C. Monroe, R. Raussendorf, A. Ruthven, K. R. Brown, P. Maunz, L.-M. Duan, and J. Kim. Large-scale modular quantum-computer architecture with atomic memory and photonic interconnects. *Phys. Rev. A*, 89:022317, Feb 2014.
- [30] A. Mortensen, E. Nielsen, T. Matthey, and M. Drewsen. Observation of three-dimensional long-range order in small ion coulomb crystals in an rf trap. *Phys. Rev. Lett.*, 96:103001, Mar 2006.
- [31] B. Szymanski, R. Dubessy, B. Dubost, S. Guibal, J.-P. Likforman, and L. Guidoni. Large two dimensional coulomb crystals in a radio frequency surface ion trap. *Applied Physics Letters*, 100(17):171110, 2012.
- [32] C. Shen and L.-M. Duan. High-fidelity quantum gates for trapped ions under micromotion. *Phys. Rev. A*, 90:022332, Aug 2014.
- [33] S-T Wang, Chao Shen, and L-M Duan. Quantum computation under micromotion in a planar ion crystal. *Scientific reports*, 5:8555, 2015.
- [34] Alejandro Bermudez, Philipp Schindler, Thomas Monz, Rainer Blatt, and Markus Mller. Micromotion-enabled improvement of quantum logic gates with trapped ions. *New Journal of Physics*, 19(11):113038, nov 2017.
- [35] Yukai Wu, Sheng-Tao Wang, and L.-M. Duan. Noise analysis for high-fidelity quantum entangling gates in an anharmonic linear Paul trap. *Phys. Rev. A*, 97:062325, Jun 2018.
- [36] P J Lee, K-A Brickman, L Deslauriers, P C Haljan, L-M Duan, and C Monroe. Phase control of trapped ion quantum gates. *Journal of Optics B: Quantum and Semi-classical Optics*, 7(10):S371, 2005.
- [37] H Landa, M Drewsen, B Reznik, and A Retzker. Modes of oscillation in radiofrequency Paul traps. *New Journal of Physics*, 14(9):093023, 2012.
- [38] H Landa, M Drewsen, B Reznik, and A Retzker. Classical and quantum modes of coupled Mathieu equations. *Journal of Physics A: Mathematical and Theoretical*, 45(45):455305, 2012.
- [39] K. Okada, T. Takayanagi, M. Wada, S. Ohtani, and H. A. Schuessler. Observation of ion coulomb crystals in a cryogenic linear octupole rf ion trap. *Phys. Rev. A*, 80:043405, Oct 2009.
- [40] Marissa Condon, Alfredo Deaño, and Arieh Iserles. On highly oscillatory problems arising in electronic engineering. *ESAIM: M2AN*, 43(4):785–804, 2009.
- [41] George B. Arfken, Hans-Jurgen. Weber, and Frank E. Harris. *Mathematical methods for physicists: a comprehensive guide*. Elsevier, 7th edition, 2013.
- [42] Jos Thijssen. *Computational Physics*. Cambridge University Press, 2 edition, 2007.