

# FusionStitching: Boosting Memory Intensive Computations for Deep Learning Workloads

Zhen Zheng, Pengzhan Zhao, Guoping Long, Feiwen Zhu, Kai Zhu,  
Wenyi Zhao, Lansong Diao, Jun Yang, Wei Lin  
Alibaba Group

{james.zz, pengzhan.zpz, guopinglong.lgp, feiwen.zfw, tashuang.zk,  
kevin.zwy, lansong.dls, muzhuo.yj, weilin.lw}@alibaba-inc.com

## Abstract

We show in this work that memory intensive computations can result in severe performance problems due to off-chip memory access and CPU-GPU context switch overheads in a wide range of deep learning models. For this problem, current just-in-time kernel fusion and code generation techniques have limitations, such as kernel schedule incompatibilities and rough fusion plan exploration strategies. We propose *FusionStitching*, a Deep Learning compiler capable of fusing memory intensive operators, with varied data dependencies and non-homogeneous parallelism, into large GPU kernels to reduce global memory access and operation scheduling overhead automatically. *FusionStitching* explores large fusion spaces to decide optimal fusion plans with considerations of memory access costs, kernel calls and resource usage constraints. We thoroughly study the schemes to stitch operators together for complex scenarios. *FusionStitching* tunes the optimal stitching scheme just-in-time with a domain-specific cost model efficiently. Experimental results show that *FusionStitching* can reach up to 2.78× speedup compared to TensorFlow and current state-of-the-art. Besides these experimental results, we integrated our approach into a compiler product and deployed it onto a production cluster for AI workloads with thousands of GPUs. The system has been in operation for more than 4 months and saves 7,000 GPU hours on average for approximately 30,000 tasks per month.

**Keywords:** deep learning, kernel fusion, code generation

## 1 Introduction

Recent years have witnessed a surge of industry scale applications of deep learning models, ranging from images/videos, text/NLP, to billion scale search and recommendation systems[50]. Such workloads are typically expressed as computation graphs, and mapped to hardware through domain specific frameworks (TensorFlow[2], PyTorch[1], MXNet[11], etc). Given the flexibility and expressiveness of modern execution frameworks, there are still challenges regarding to transforming high level computation graphs into efficient kernels to maximize the underlying hardware execution efficiency.

Many current research works mainly focus on dense tensor computations (GEMM and convolution)[6, 12, 34, 39, 47] as dense computations dominate the execution time for many DNN workloads (like CNN[20, 38, 42]). However, recent advancement of the deep learning domain has resulted in many novel model structures in which memory intensive patterns occupies a large proportion of time. (In this paper, we refer to GEMM and convolution as **compute intensive** op, and other operators as **memory intensive** ops, such as element wise[43], transpose[45] and reduction[44]). In addition, the amount of memory intensive operators in modern machine learning models can be very large, causing notable GPU kernel launch and framework scheduling overhead. Table 2 contains the collected metrics of various models with TensorFlow implementation. The execution time of memory intensive ops can be more than that of compute intensive ops in some cases, and the kernel calls can be up to 10,406. For these workloads, optimizing compute intensive ops alone is inadequate to unlock the full performance potential.

Existing human-crafted computation libraries, such as cuDNN/cuBLAS, handle compute intensive ops as the pattern of these ops are usually stable. While it is not feasible to build library for flexible and fast-changing memory intensive patterns. Some code generation frameworks, like TVM[12], mainly focus on tuning compute intensive ops and do not address memory intensive ones specifically.

A common approach to address memory intensive patterns is computation fusion, a technique to fuse multiple ops into a single kernel to reduce off-chip memory accesses. Prior works have explored the basic idea in AI workloads[8, 12, 28], database[51], image processing[4, 33, 34], and HPC applications[27, 49]. However, how to fuse kernels, with unpredictable varied dependencies and non-homogeneous parallelism, just-in-time (JIT) efficiently is still an open problem.

Existing JIT kernel fusion techniques use simple and straightforward strategy to explore the fusion possibilities and thus lose optimization potential. As for memory intensive ops, the rapidly evolving AI models introduce diverse and complex combination patterns. The existing works lack the ability to fuse and optimize complex patterns with irregular dimension changing (due to varied shapes and layouts of tensors) and complex inter-thread dependencies (like reduction). This

limitation is imposed by the potential incompatibilities between the to-be-fused kernels and the simple fusion pattern searching strategies with existing techniques.

We propose *FusionStitching*, an JIT optimization framework to systematically perform fusion space exploration and generate high-performance kernel code efficiently. *FusionStitching* addresses limitations of current approaches by composing a large set of ops with diverge and complex patterns into one GPU kernel. This is effective to reduce off-chip memory accesses and context switch overhead. *FusionStitching* addresses two main challenges of aggressive JIT fusion.

The first challenge is to find the optimal fusion plan given complex op graph, that is which ops should be fused together. Note that naive composition of multiple computations may cause notable performance slowdown, as different portions of the kernel may have conflicting memory layout, parallelization or on-chip resource requirements[57]. A deep learning computation graph usually brings huge search space about operation combinations. It is not feasible to evaluate all possible combinations with complexity of up to  $O(2^V)$  where  $V$  is the number of ops in the computing graph. We formulate the fusion plan searching as an approximate dynamic programming problem with complexity of  $O(V + E)$ , where  $E$  is the number of edges in the graph. The approximate dynamic programming process produces a limited set of promising fusion patterns. With a light-weight cost model, *FusionStitching* generates the overall fusion plan with these fusion patterns.

The second challenge is how to generate efficient GPU kernels given unpredictable complex fusion plan just-in-time. *FusionStitching* can generate complex fusion patterns consisting of a broad range of memory intensive ops with various dimension, layout characteristics and dependence relationships. Fusing these computations all together while fully leveraging computing and memory resources is non-trivial. We systematically summarize 4 types of op composition schemes covering the main patterns for memory intensive ops in machine learning workloads, including independent, intra-thread, intra-warp and intra-block dependence scenarios. *FusionStitching* enumerates schedules for ops in the target fusion patterns, and tries various launch dimension and op stitching scheme settings automatically. With a finely-designed cost model, *FusionStitching* selects the schedule and parallelism configurations with the best estimated performance and emit the final GPU executable code.

We use a two-layer cost model in *FusionStitching*. A light-weight cost model is designed for fusion pattern exploration which faces a large searching space, and a well-designed cost model is applied for code generation which requires accurate performance estimation.

We realize *FusionStitching* into TensorFlow as an alternative of XLA[28], state-of-the-art compilation optimization

framework about memory intensive ops. All the optimizations are opaque to users. *FusionStitching* supports JIT optimization for both training and inference.

We evaluate *FusionStitching* on a set of common machine learning models, ranging from natural language processing, OCR, speech recognition to searching and recommendation models. *FusionStitching* achieves up to 2.78 $\times$  speedup compared with TensorFlow and XLA.

In summary, this work makes the following contributions:

- It thoroughly studies kernel composition schemes for memory intensive ops in machine learning workloads, and proposes an approach to generate efficient GPU kernels just-in-time given very complex op composition patterns.
- It proposes a JIT compilation technique to explore good fusion plans in the huge search space of op composition given a complex op graph, along with a two-layer cost model of GPU kernels.
- It provides an industry level realization that is opaque to users and evaluates with various modern machine learning models on production cluster.

## 2 Motivation

**Severe Context Switch Overhead** We profile a variety of machine learning workloads and find context switch overhead between CPU and GPU a severe problem. Table 2 shows the breakdown information of a wide range of machine learning workloads. The count of GPU kernel calls for TensorFlow implementation can be up to 10,406, which causes severe kernel launch overhead. Even with XLA, the kernel calls can be still up to 6,842. As a result, the scheduling and pre-/post-processing time on CPU introduced by the machine learning framework dominates the execution time for some models (like *BERT* inference, *DIEN*, *ASR* and *CRNN*).

**Large Portion of Memory-intensive Ops** It is necessary to pay attention to memory intensive ops specifically. As is shown in Table 2, the execution time of memory intensive ops can be up to 40% in the overall time for some model. The global memory traffic time usually occupies a large portion of the overall execution time of memory intensive ops.

By fusing operations aggressively, with carefully designed code generation approach, we are able to reduce the CPU-GPU context switch overhead and leverage the high speed on-chip memory to transfer intermediate data between ops.

## 3 Overview

We explore the basic idea with NVIDIA GPU in this paper.

To prevent the combinatorial explosion when searching for the optimal solution, we divide the optimization process into two stages: fusion exploration and code generation. The two stages are conceptually independent but highly related.

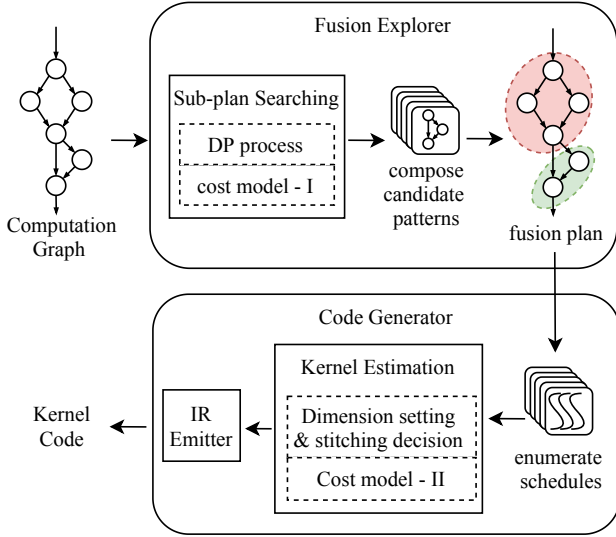


Figure 1. FusionStitching Overview.

As shown in figure 1, *FusionStitching* consists of *fusion explorer* and *code generator*. *Fusion explorer* generates possible fusion candidates and selects the best fusion plan. A **fusion plan** reveals how operators are grouped together and each group will be eventually mapped to a single GPU kernel. *Code generator* generates GPU kernels for each group produced by *fusion explorer*. We pre-define a set of schedules explicitly describing the behaviors of each kind of operators. *FusionStitching* enumerates all combinations of the schedules for ops in a fusion pattern, along with different parallelism dimensions and data transferring settings. With a cost model that estimates the performance of each schedule and dimension setting, *FusionStitching* selects the best configuration of the fusion pattern and generates GPU kernel code.

We design a two-level cost model in *FusionStitching*. *Fusion explorer* needs to search in huge searching space and applies level-I cost model (4.4), which is fast but less accurate. Note that fusion exploration do not need fine grained estimation of each individual op because the performance effect of merging different ops together matters more. *Code generator* operates on merged GPU kernels and need more accurate performance estimation, and thus we apply level-II cost model which is more accurate but slower.

Reducing global memory transaction is a key factor for operation fusion. *FusionStitching* leverages four types of kernel composition schemes (5.1) to stitch ops together. The four schemes can support most memory intensive operators.

## 4 Fusion Exploration

We formulate fusion exploration as a subgraph searching problem (4.1). Each subgraph is a candidate fusion pattern. We propose an approximate dynamic programming approach to search for a set of promising fusion patterns(4.2). The

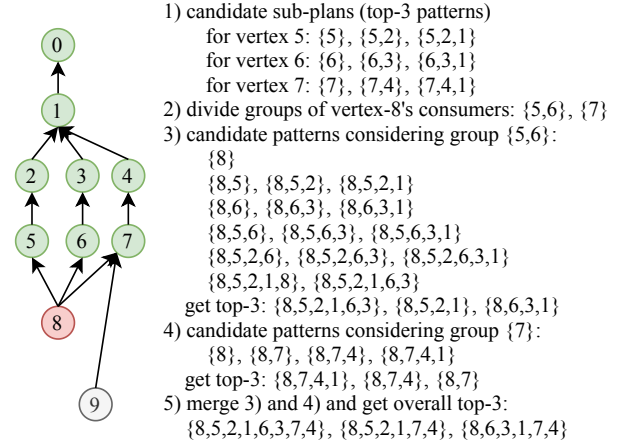


Figure 2. Fusion exploration case to generate *candidate sub-plans* for vertex-8.

searching process is guided by a light-weight domain-specific cost model (4.4). *FusionStitching* finally generates the overall fusion plan by greedily selecting fusion patterns (4.3).

### 4.1 Fusion Problem Definition

For computation graph  $G = (V, E)$ , where  $V$  and  $E$  are sets of vertices and edges respectively. We define a fusion pattern  $P_i = (V_i, E_i)$  as a subgraph of  $G$ , with  $V_i \subseteq V$ ,  $E_i \subseteq E$ . A **fusion plan** is a set of disjoint fusion patterns  $S = \{P_0, \dots, P_{k-1}\}$ . We define  $f(P_i)$  as the score function of  $P_i$ . The higher the performance is, the larger  $f(P_i)$  is. So the goal of computation fusion problem is to find fusion plan  $S$  with maximal  $\sum_{i=1}^k P_i$ .

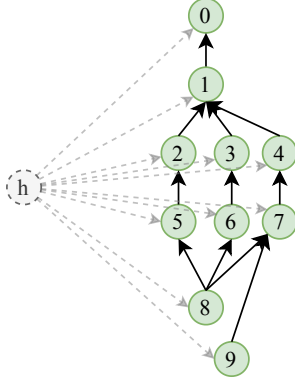
### 4.2 Explore Fusion Patterns

A Brute-force way to enumerate all fusion patterns has a complexity of up to  $O(2^V)$ . To efficiently navigate and find the optimal fusion pattern in a large search space, we proposed an exploration algorithm based on approximate dynamic programming with complexity of  $O(V + E)$ .

The basic idea of fusion exploration is that, we generate *candidate sub-plans* for each vertex in the graph, and select and compose final fusion plan with these sub-plans. The **candidate sub-plans** for vertex  $V_i$  is a set of fusion patterns whose producer node is  $V_i$ . We only explore several top patterns in *candidate sub-plans* for each vertex according to score function  $f$ . We describe how we generate *candidate sub-plans* for each vertex in this section and describe how to compose the final fusion plan in section 4.3

Given a computation graph  $G(V, E)$ , we get a topological sorting list. We generate *candidate sub-plans* for vertices in post-order, from the last vertex to the first vertex.

We describe the approach with an example shown in Figure 2, where  $V_0$  is the *root* vertex who produces the output



**Figure 3.** Fusion merge of independent patterns with remote vertices.

of whole graph. Assume that *candidate sub-plans* for vertices before  $V_8$  have already been generated, and each *candidate sub-plan* contains 3 top patterns.  $V_8$  has 3 consumers and we will generate *candidate sub-plans* with its consumers' information. A naive approach is to combine  $V_8$  with all possible combinations of all patterns in its consumers' *candidate sub-plans*, and select the top 3 patterns within the combinations. However, the combinations will be huge when the consumer number and top  $k$  setting is large. Instead, we design an *approximate divide-and-conquer* process to find top 3 patterns with limited complexity, which we call *group reduction*.

We first divide the consumers of  $V_8$  into several groups and find *candidate sub-plans* for  $V_8$  only considering these groups one by one, and finally compose final *candidate sub-plans* by reducing the above results of all group. We assume the group size in this case is 2 (group  $\{V_5, V_6\}$  and group  $\{V_7\}$ ). For group  $\{V_5, V_6\}$ , we enumerate all possible combinations of patterns in *candidate sub-plans* of  $V_5$  and  $V_6$ . Specifically, there are 7 possible combinations between  $V_5$  and  $V_6$ , including empty set. We append  $V_8$  to each of the 7 combinations and select the top 3 patterns as the temporary candidates associated to group  $\{V_5, V_6\}$ . We get another top 3 patterns considering group  $\{7\}$  and select the final top 3 patterns as the *candidate sub-plans* for  $V_8$  from all above 6 temporary patterns. Note we validate top patterns according to score function  $f$ .

The *group reduction* process above is recursive if consumers number of a vertex is very large. Algorithm 1 shows the formalized process of *group reduction*.

After the generation of *candidate sub-plans* for all vertices in the graph, we add one more step to merge independent patterns into one pattern. As is shown in Figure 3, we add a virtual vertex  $h$  as the producer for all vertices and apply *group reduction*. We finally get the *candidate sub-plans* of  $V_h$ , which includes the fusion of independent patterns with remote vertices. The remote vertices fusion helps to reduce generated kernels and thus reduce the context switch overhead between CPU and GPU.

---

### Algorithm 1 Fusion Exploration Algorithm

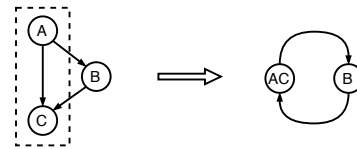
---

```

1: Input: Computation Graph  $G(V, E)$ 
2: Output: A set of valid fusion patterns  $S$ 
3: procedure EXPLORE( $G$ )
4:    $D \leftarrow \text{INITIAZEBUFFER}()$ 
5:    $S \leftarrow \{\}$ 
6:    $I \leftarrow \text{TOPOLOGICALSORT}(G)$  // Sorted indices
7:   for  $i$  in  $I$  do
8:      $C \leftarrow \text{GETCONSUMERINDEX}(G, i)$ 
9:      $D[i] \leftarrow \text{GROUPREDUCTION}(D.\text{select}(C), C, i)$ 
10:     $S \leftarrow S \cup D[i]$ 
11:  end for
12:  return  $S$ 
13: end procedure
14:
15: procedure GROUPREDUCTION( $D, C, i$ )
16:  if  $n(C) = 1$  then
17:    return  $D[0]$ 
18:  end if
19:   $D^* \leftarrow \text{INITIAZEBUFFER}()$ 
20:   $C^* \leftarrow []$ 
21:   $G \leftarrow \text{GROUP}(C)$ 
22:  for  $j$  in  $0 \dots n(G) - 1$  do
23:     $Y \leftarrow \{\{i\}\}$ 
24:    for  $m$  in  $G[j]$  do
25:       $Y \leftarrow Y \times (D[m] \cup \emptyset)$ 
26:    end for
27:     $Y \leftarrow \text{SORT}(Y, f)$  // Sort  $Y$  and select first  $k$  items
28:     $D^*[j] \leftarrow Y.\text{first}(k)$ 
29:     $C^*.\text{append}(j)$ 
30:  end for
31:  return  $\text{GROUPREDUCTION}(D^*, C^*, v)$ 
32: end procedure

```

---



**Figure 4.** Cyclic Dependence: A cyclic dependence occurs after fusing nodes  $A$  and  $C$  together

An constraint of a fusion pattern is that, no cyclic dependence is allowed. Figure 4 shows an example that a cyclic dependence occurs after fusion. *FusionStitching* discards patterns with cyclic during the searching process.

### 4.3 Generate Overall Fusion Plan

All patterns in *candidate sub-plans* of all vertices forms a new set  $E$ . *FusionStitching* will greedily select disjoint fusion patterns from  $E$  to form the overall fusion plan.

Specifically, *FusionStitching* maintains a set  $S$  to store the final fusion plan. *FusionStitching* selects the fusion pattern in  $E$  that have the highest  $f$  score and is disjoint to patterns in  $S$  continuously. The result of  $S$  is the final fusion plan. The remaining vertices not included in  $S$  will not be fused.

#### 4.4 Fusion Pattern Evaluator: Level-I Cost Model

*FusionStitching* applies level-I cost model to form the score function  $f$ . One insight is that, we only need to estimate the performance gain or loss when form a fusion pattern, but do not require accurate estimation of the overall execution time. With this insight, the score function  $f$  represents the performance gain or loss of a fusion pattern only.

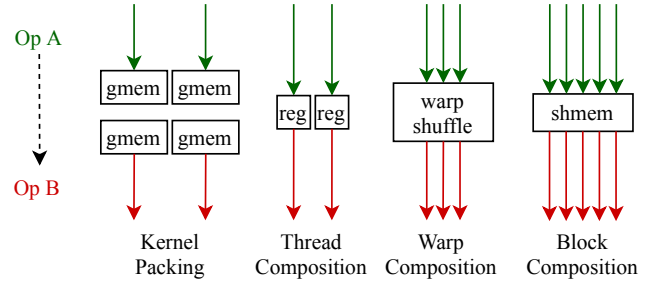
There are three main factors in level-I cost model: reduced memory access latency, reduced CPU-GPU context switch overhead, and performance penalty of kernel fusion. The score function  $f$  is the summary of these three parts:

$$f = T_{reduced\_mem} + T_{reduced\_calls} - T_{penalty} \quad (1)$$

We estimate reduced memory access latency ( $T_{reduced\_mem}$ ) with two factors. The first is the amount of memory traffics between operators to be fused. The second is the change of memory type to store the intermediate values between operations. We get the memory traffic amount according to the shape of input and output tensors. We build a regression model to predict the reduced memory access latency when change the memory type from global memory to register or shared memory, when given memory traffic amount. The regression model is based on latency data we collected offline on various GPU vendors with various amount of data traffic. The parallel setting of GPU kernels affects memory access behavior. As the parallel setting is not determined until code generation, we assign each operator a preferred configuration according to its tensor shape for the cost estimation.

We estimate  $T_{reduced\_calls}$  by multiply reduced kernel numbers with a fixed value representing average CPU-GPU context switch time we collected.

The performance penalty ( $T_{penalty}$ ) mainly comes from resource constraint on multiprocessors and poor compatibility between operators. Shared memory is the main resource constraint that affects the performance. We use the maximum shared memory usage in or between any operators within a fusion pattern to stand for the overall shared memory usage in level-I cost model. We get the upper bound of the maximum concurrent threads according to the shared memory usage for each fusion pattern. When merging operators reduces the parallelism, we estimate the performance penalty according to the parallelism and total instruction count. Moreover, once a fusion pattern exceeds the shared memory limitation, this pattern is set as invalid. The poor compatibility between operators happens when operating dimensions differs. When an operator on a small tensor is fused with another operator on a large tensor, there will be



**Figure 5.** The four types of composition schemes when stitching op A and B together. *Gmem* means global memory and different square indicates different memory address. *Reg* means register and *Shmem* means shared memory.

wasted threads if the overall parallelism is accommodated to the larger tensor. We estimate this kind of performance penalty according to the reduced parallelism and the total instruction count, like the effect of shared memory.

## 5 Code Generation

*Code generator* takes a fusion pattern as input, and produces a GPU kernel that implements the fused operators. It is non-trivial to fuse multiple ops into one high performance GPU kernel due to various dependence scenarios and parallelism incompatibilities.

The combination pattern of memory intensive operators in machine workload is numerous, but basic kind of memory intensive ops is limited (basic element-wise, reduce, broadcast, scatter/gather et.al.). We pre-define a set of *schedules* for each kind of memory intensive ops with the consideration of various dimension configurations and memory resource requirement. The left problem of code generation is how to stitch different operators into one kernel and what schedule each individual op applies.

We first systematically investigate four kernel composition schemes (5.1) that covers common execution patterns for memory intensive operations, and study the stitching decision given two ops with specific schedule (5.2). We used an automatic generation solution based on performance modeling (5.4) to find good schedules and generate code for the fusion pattern (5.3). The basic idea of code generation for fused operators is to maximum the overall parallelism and use high performance memory as much as possible.

### 5.1 Kernel Composition Schemes

We study about four kernel composition schemes, which indicate main behaviors of common memory intensive ops. Different scheme indicates different data dependence and parallel behaviors of kernels to fuse, ranging from no dependence to complex cross-thread dependence, and from uniformed parallelism to non-homogeneous computations. Figure 5 illustrates the four kind of composition schemes.



**Kernel Packing** packs computations of ops with no data dependence. This scheme is instrumental in reducing context switch overhead of kernel launch and framework scheduling. It also reduces loop control overheads in instruction level. To reduce control flow overhead, we perform aggressive loop fusion [5, 19] to merge as many element-wise ops as possible into a single loop structure when these ops have the same parallelism dimension.

**Thread Composition** fuses data dependent ops within a local thread context. Intermediate results are transferred via registers. For modern GPUs with large register files, this enables composition of many element-wise ops into large fused kernels to reduce the overhead of global memory access and CPU-GPU context switch.

**Warp Composition** fuses operators that have inter-thread communication within warp level, which usually occurs in some special reduction patterns. This scheme employs warp shuffles to communicate between threads within a warp. A common case is warp reduction, which applies warp shuffle to do reduction and leverages registers to transfer intermediate results to dependant element-wise ops. It can be applied to common deep learning building blocks such as *softmax*, *batchnorm*, *layernorm* structures and their variants.

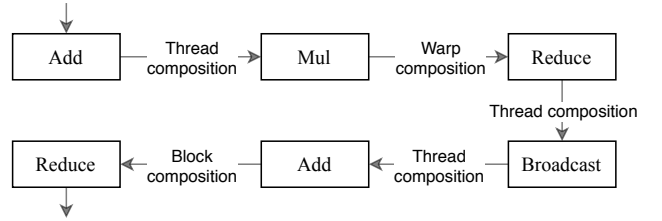
**Block Composition** unlocks the potential to enable composing non-homogeneous computations into large fused kernels, as long as these computations can communicate within block level. It makes use of shared memory to transfer intermediate results. This is a flexible scheme as it allows different ops to execute in independent schedules in the fused kernel. This scheme is essential to compose a broad range of op kinds with various parallelism characteristics and dependence relationships efficiently.

As far as we know, *FusionStitching* is the first project to thoroughly study about all above composition techniques for just-in-time compilation of memory intensive operations for machine learning workloads. Some previous works explored static thread and block compositions in database[51], image processing[4, 33, 34], and HPC applications[27, 49]. TensorFlow XLA[28] framework implements kernel packing and thread composition. We do not stitch ops that involves inter-block communications as it results in global memory level synchronization and introduces high overhead.

An extra benefit of transferring intermediate data through on-chip memory is that, it reduces the requirement of GPU global memory allocation for intermediate data buffering. This allows users to support large models and large batch-size training. We leave this as a future study.

## 5.2 Stitching Decision

We choose the optimal composition scheme when stitching two operators according to the data dependence relationship. For independent ops, we do *kernel packing* and do loop fusion if possible, as described in section 5.1. For one-on-one



**Figure 6.** A case of stitching decision. One-on-one dependence between element-wise ops (Add, Mul and Broadcast in this case) results in thread composition. Intra-warp level reduce results in warp composition. Intra-block level reduce results in block composition.

dependence, we apply *thread composition* to transformer intermediate data with register. Some special dependence can be transferred to one-on-one dependence to leverage *thread composition*, such as *broadcast* op.

If there is inter-thread dependence, we will apply either *warp composition* or *block composition*. We first analyze the dependence characteristics of the two ops to check whether all inter-thread communication can be done within warp level. If it is possible, we apply *warp composition* for the two ops. Otherwise, we apply *block composition* and transfer intermediate data through shared memory.

Figure 6 shows an example with different stitching schemes. It applies *warp composition* for the first reduction, who involves only intra-warp communication with its producer. The second reduction involves block-level communication and uses *block composition*. Other stitchings use *thread composition*.

Different schedule of adjacent ops may result in different requirement of stitching schemes. *FusionStitching* decides the stitching scheme along with schedule selection, which we describe in Sec. 5.3.

## 5.3 Kernel Generation

As we mentioned before, we pre-defined a set of schedules for each kind of operator. The various combinations of schedules for different ops may result in different intermediate data transfer schemes. Within each combination of schedules, we then separate the ops into a number of groups. In each group, the ops with different enumerated schedules are feasible to work under a unique dominant schedule. Meanwhile, different schedule combinations and dominant op selections result in different register and shared memory usage, which affect the parallelism degree. Heavy usage of registers causes low occupancy or even register spilling. We can not determine operators' schedules independently, but require a global view of the fusion pattern.

*FusionStitching* enumerates all schedule combinations of ops and dominant op selections in the target fusion pattern. It then estimates these combinations according to level-II

cost model (Sec. 5.4) and select the composition with the highest estimated performance. To prune the searching space, *FusionStitching* first identifies which ops fall into one-on-one dependence, including relationships that can be transferred to one-on-one dependence (like *broadcast*). The ops with one-on-one dependence will always use the same schedule. After the pruning process, the enumeration space is small enough for the requirement of just-in-time compilation.

For each enumerated schedule compositions that needs to be estimated, *FusionStitching* tunes the launch dimensions and estimates the performance for every try. *FusionStitching* makes the stitching decisions during tuning trials. It discards the composition and launch dimension settings that cannot be handled by the four composition schemes in section 5.1.

#### 5.4 Code Generation Evaluator: Level-II Cost Model

Level-II cost model requires a more accurate estimation for kernel performance than level-I cost model, with the drawback of expected slow execution of the model. Fortunately, as the searching space of code generation is not very large, we can tolerate a relative slow cost model. For the large granularity fusion in *FusionStitching*, we use latency model rather than throughput model to estimate the kernel performance. This is because the output kernel of *FusionStitching* is still far from the throughput performance limit as it composes many non-homogeneous computations, even though we have optimized it a lot. Thus a throughput model is hard to estimate the kernel performance accurately.

We build the level-II cost model as in equation 2, where  $L$  is the estimated execution cycles of a fused kernel.

$$\begin{aligned} L &= N_{wave} \times L_{warp} \\ N_{wave} &= \frac{N_{warp}}{Occupancy} \\ L_{warp} &= N_{instruction} \times CPI \end{aligned} \quad (2)$$

$N_{wave}$  means how many waves of warps that will be process by a GPU card, noting that the warps for a large GPU kernel will be spitted into several waves to be executed on a GPU card where warps in the same wave executes concurrently.  $L_{warp}$  means the latency (cycles) a single warp spends in the fused kernel. The multiply of  $N_{wave}$  and  $L_{warp}$  stands for the total cycles to execute the fused kernel.

We estimate  $N_{wave}$  with the total number of warps to issue ( $N_{warp}$ ) and the occupancy of the fused kernel ( $Occupancy$ ).  $N_{warp}$  is decided by the launch dimension. We calculate  $Occupancy$  with launch dimension, shared memory usage (Sec. 5.5) and estimated register usage. We estimate the register usage by analyzing the life time of every intermediate value and get the maximum register usage for a thread. This approach is accurate enough for us to calculate  $Occupancy$ .

As for  $L_{warp}$ , we use the reported  $CPI$  numbers [21, 22] and multiply it with the total instruction count ( $N_{instruction}$ ) we estimated.

#### 5.5 Shared Memory Optimization

It is essential to use shared memory moderately as large amount of shared memory usage hurts kernel parallelism, especially for large granularity compositions. To use as much shared memory as possible while not hurting parallelism, we explore a dataflow based shared memory sharing technique. The insight is that, *FusionStitching* reuses previous allocated shared memory as much as possible to reduce unnecessary shared memory allocation.

We use dominance tree algorithm[13] for shared memory dataflow analyze. The approach takes a computation graph and shared memory requests as input, and outputs an allocation map. To optimize shared space sharing, we traverse ops of the computation graph in topological order. When an op does not need shared space, previous allocation information will be propagated forward. If an op needs shared space, we merge allocation information of all its operands, test the dominance relation to check if we can share any previously allocated space for current op, and reuse the space if possible.

#### 5.6 Computation Reuse Optimizations

One important optimization for code generation is intermediate calculation reuse and memory access index reuse. The former is to prevent redundant calculation of intermediate values. The latter is to reduce redundant calculation of memory access index. The redundant computations mainly comes from that different parts in a fusion kernel may use different schedules, and index and some intermediate values are generated independently within each schedule in previous approach. Before generating the code, *FusionStitching* first analyzes the overall index and intermediate value characteristics and then organizes the output code to reuse computations and data as much as possible.

## 6 Implementation

The fusion exploration and code generation techniques we studied requires heavy implementation efforts and will be a burden if left to users. We realize all the techniques we discussed into TensorFlow backend. Users can make use of all the techniques without changing any model script.

Specifically, we realize *FusionStitching* as a just-in-time compilation pass in TensorFlow backend as a substitute of XLA framework. Firstly, we alters the fusion pass in XLA with *fusion explorer* in *FusionStitching*. Secondly, we modify the IR Emitter logic in the original XLA service with the techniques of *code generator* in *FusionStitching*. A TensorFlow program which goes into the compilation backend will go through *FusionStitching* process in this way.

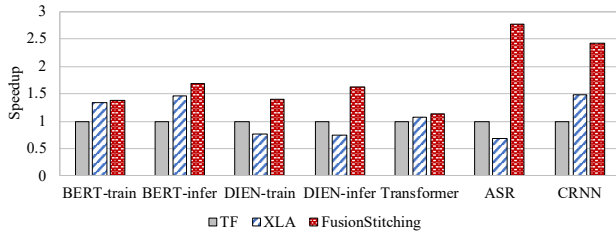
## 7 Evaluation

### 7.1 Experimental Setup

In this section, we evaluate *FusionStitching* using a variety of machine learning applications with different characteristics

**Table 1.** Workloads for evaluation.

Model	Field	Mode	Batch Size
BERT	NLP	Both	32
DIEN	Recommendation	Both	256
Transformer	NLP	Training	4096
ASR	Speech Recognition	Inference	8
CRNN	OCR	Inference	8

**Figure 7.** Performance speedup of *FusionStitching*.

in different fields. Table 1 summarizes the various fields of the evaluated applications and the characteristics of these applications. These applications range from images (*CRNN*[37]), speech (*ASR*[53]), NLP (*Transformer*[48], *BERT*[16]), to internet scale E-commerce search and recommendation systems (*DIEN*[58]). The building blocks of these workloads include perceptron, attention, convolution, RNN and a broad range of memory intensive operators.

To demonstrate the benefits of *FusionStitching* over previous work, we compare it with the default TensorFlow implementation (TF) and XLA (up-to-date with community functions), state-of-the-art of kernel fusion. All evaluation results are collected on NVIDIA V100 GPU with 16 GB device memory. The server runs Red Hat Enterprise Linux 7.2 with CUDA toolkit 10.2 and cuDNN 7.6.

## 7.2 End-to-End Performance

We evaluate the speedup of *FusionStitching* by comparing inference cost or the training time of one iteration for TF, XLA and *FusionStitching* with the same batch-size. During our test, the accuracy in each iteration of training and the result of inference are the same with TF and XLA. We repeat 10 times and use the average performance to validate speedup. As for training workloads, we collect the execution time from the 11th iteration to the 20th (guaranteed to be stable), to avoid the initialization overhead of the early training iterations.

We show the speedup of *FusionStitching* in figure 7, where the execution time of TensorFlow is normalized to 1. Compared to TensorFlow, our approach achieves up to 2.78× speedup, with 1.78× on average. Compared to XLA, our approach achieves up to 4.11× speedup, with 1.86× on average. Note XLA shows performance degradation for *ASR* and *DIEN*,

**Table 2.** Kernel execution breakdown. *TF*: naive TensorFlow. *FS*: *FusionStitching*. *CPU*: the scheduling and pre-/post-processing metrics on CPU. *Math*: compute-intensive kernels. *Mem*: memory-intensive kernels. *Cpy*: CUDA memcpy and memset calls. *E2E*: the end-to-end time of one iteration (in milliseconds). *T*: execution time. #: kernel calls number.

Model	Tech	T/#	CPU	Math	Mem	Cpy	E2E
BERT -train	TF	T	1.55	41.69	28.45	0.15	71.84
		#	-	98	561	102	761
	XLA	T	2.3	41.89	9.56	0.15	53.9
		#	-	98	200	97	395
	FS	T	2.8	42.11	7.02	0.03	51.96
		#	-	98	98	20	216
BERT -infer	TF	T	3.24	1.65	0.83	0.14	5.86
		#	-	70	365	106	541
	XLA	T	0.78	2.50	0.60	0.13	4.02
		#	-	98	277	94	469
	FS	T	0.59	2.46	0.40	0.04	3.49
		#	-	98	77	30	205
DIEN -train	TF	T	90.13	7.77	32.54	7.12	137.56
		#	-	1218	10406	1391	13015
	XLA	T	124.04	9.06	37.50	6.56	177.16
		#	-	1215	6842	1996	10053
	FS	T	48.42	7.91	35.84	5.55	97.72
		#	-	1215	2109	1395	4719
DIEN -infer	TF	T	27.36	2.58	7.55	1.99	39.48
		#	-	406	3680	225	4311
	XLA	T	44.21	2.24	6.12	0.94	53.51
		#	-	405	2585	627	3617
	FS	T	17.54	2.45	3.51	0.7	24.20
		#	-	405	815	422	1642
Trans former	TF	T	7.99	109.13	69.53	1.63	188.28
		#	-	309	3860	724	4893
	XLA	T	23.63	107.48	40.20	4.24	175.55
		#	-	309	1923	2065	4297
	FS	T	8.21	110.70	42.57	3.05	164.53
		#	-	243	1384	1765	3392
ASR	TF	T	21.02	2.14	3.63	0.78	27.57
		#	-	116	1292	534	1942
	XLA	T	17.51	1.66	1.81	19.76	40.74
		#	-	84	496	376	956
	FS	T	6.00	1.92	1.63	0.36	9.92
		#	-	108	212	199	519
CRNN	TF	T	23.31	6.05	6.14	1.60	37.10
		#	-	256	3674	890	4820
	XLA	T	12.17	0.30	11.37	1.04	24.88
		#	-	7	993	406	1406
	FS	T	6.35	0.31	7.69	1.01	15.36
		#	-	8	311	388	707

while *FusionStitching* does not show negative optimization in any of these cases.



We also test the inference workloads on NVIDIA T4 GPU and get the similar speedup.

We apply *FusionStitching* in production and measure the performance benefits. It shows that *FusionStitching* saves about 7,000 GPU hours for about 30,000 tasks in a month.

### 7.3 Performance Breakdown

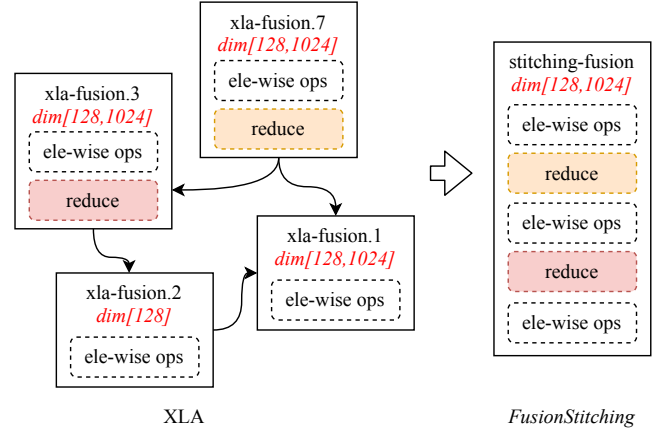
Table 2 shows the kernel breakdown information, including execution time ( $T$ ) of memory intensive ops ( $Mem$ ), compute intensive ops ( $Math$ ), CPU time ( $CPU$ , kernel launch and framework scheduling), CUDA memcopy/memset activities ( $Cpy$ ) and kernel call times (#). Note that the breakdown profiling process is different with the process to measure the end-to-end performance. This is because profiling introduces some overhead and makes the end-to-end time not accurate.

Before we analyze the effect of our technique, we need to point out that XLA affects the behavior of Matrix operations (GEMM and GEMV). It tends to fuse GEMVs into GEMM, and GEMMs to larger GEMM when there are Matrices sharing common input. Some other algebra transformation and loop-invariant code motion also reduces GEMM count. The difference in GEMM count in table 2 is caused by such reasons. Meanwhile, XLA affects the runtime behavior of TensorFlow and leads to more or less CUDA memcopy/memset activities. *FusionStitching*'s implementation is based on XLA and exhibits the same behavior.

According to Table 2, we have the following observations.

**Reduced context switch overhead.** *FusionStitching* effectively reduces the memory intensive kernel calls of all workloads, which results in reduced kernel launch and framework scheduling overhead. As is shown in Table 2, the number of memory intensive kernel calls with *FusionStitching* is 40.7% of that with XLA in average, ranging from 27.8% to 72.0%. The CPU time difference in table 2 indicates the reduced time due to the decrease of kernel calls and CUDA memcopy/memset activities. *FusionStitching* achieves up to 65.7% saving of the CPU time comparing with XLA, 54.1% in average. *FusionStitching* reduces CUDA memcopy/memset activities than XLA due to larger kernel granularity, with 39.5% decrease in average.

Take *DIEN-train* as an example, the kernel call number for memory intensive ops is 2109 with *FusionStitching*, and 6842 with XLA. Meanwhile, the CUDA memcopy/memset activities is reduced to 1395, comparing to 1996 with XLA. The final CPU time with *FusionStitching* is significantly less than both TF and XLA, thanks for the reduced kernel calls. Note that XLA increases CUDA memcopy/memset activities and results in severe performance drop here. *FusionStitching* avoids the increased memcopy/memset calls due to larger kernel granularity and do not suffer from the drawback. *DIEN-infer* has the similar behavior. As for *Transformer*, both XLA and *FusionStitching* suffers from increased memcopy/memset calls. However, *FusionStitching* suffers less than XLA and enjoys the benefit of reduced memory intensive kernel calls, and



**Figure 8.** The fusion pattern difference of XLA and *FusionStitching* for *Layer Normalization*.

thus the CPU time does not increase as much as XLA. Optimizing kernel fusions while considering runtime behaviors (like memcopy activities) could be a future research topic.

**Reduced memory intensive op execution time.** *FusionStitching* reduces the total execution time for memory-intensive operations. The speedup of memory-intensive ops for all workloads is 1.3 $\times$  in average comparing with XLA, and up to 1.74 $\times$ . The performance speedup mainly comes from reduced global memory access. By fusing memory-intensive operations aggressively, the intermediate values can be cached in registers and shared memory.

We measure the global memory traffic of memory intensive ops for CRNN. It reads 667.6 MB global memory with XLA, while *FusionStitching* reduces the metric to 225.8 MB. About 66% global memory access has been reduced for memory intensive ops. The execution time of all memory intensive computations thus achieves 1.48 $\times$  speedup than XLA.

Overall speaking, *FusionStitching* supports more complex fusion patterns than XLA with effective kernel generation, which relaxes the fusion conditions and thus reduces the final kernel numbers and intermediate global memory transactions. With well controlled performance estimation and reduced runtime memcopy activities than XLA, *FusionStitching* is less likely to result in bad case about optimization.

### 7.4 Fusion Pattern Analysis

We show the fusion pattern difference between XLA and *FusionStitching* with *Layer Normalization*, which is a common component in deep learning models. Figure 8 shows the fusion result of XLA and *FusionStitching*.

XLA forms four different fusion kernels. There are two factors that prevents XLA to fuse operators with a larger granularity in this case. The first is cross-thread dependence (*reduce* op in this case). The second is varied parallelism dimension (like between *xla-fusion.2* and *xla-fusion.1*).

Instead, *FusionStitching* finds notable potential for larger granularity fusion in this case and fuses all operators into one kernel. In this way, the intermediate global memory transaction and CPU-GPU context switch is avoided.

We collect the performance of all kernels of the two version. *FusionStitching* achieves a speedup of 1.23 $\times$ . Note we do not count the context switch overhead for the 4 kernels in XLA version, which further hurts the performance.

### 7.5 Overhead Analysis

*FusionStitching* is designed for tune-once-run-many-times scenarios, which is a basic characteristic of deep learning workloads. For the training that could take up to several days, *FusionStitching* only needs to run in the first training iteration. For an inference task, the executable kernels can be prepared ahead-of-time. This is similar with XLA.

We measure the one-time overhead introduced by *FusionStitching* compared to XLA for training. The value is the JIT compilation time of *FusionStitching* minus that with XLA. Results show that the extra overhead is less than 30 minutes for the workloads we evaluated in this paper, which is far less than the overall training time.

A problem of both *FusionStitching* and XLA is that, they cannot handle dynamic shapes, appears in some deep learning workloads, with low tuning overhead. The reason is that the design of XLA service framework is not friendly to dynamic shape, while *FusionStitching* is implemented based on XLA service framework. This implementation problem does not affect the insight that *FusionStitching* shows.

### 7.6 Discussion about TVM

TVM [12, 56] is a popular framework targets optimization of mainly computing intensive operators. People can provide schedules and TVM tunes the parameters automatically. Recent TVM development results in auto schedule generations and limited fusion support.

Howeve, the optimization problem of memory intensive op fusion is not the schedule for a single operator itself, but how to group ops into fusion patterns and stitch them together into a single kernel efficiently.

## 8 Related Work

GPU kernel fusion, inspired from classical loop optimizations[5, 18, 19], is known to boost performance in many application domains. In database domain, Wu et al.[51] propose transformations to fuse execution of multiple operators into a single kernel. In the HPC domain, Wahib et al.[49] formulates GPU kernel fusion as a combinatorial search problem, and searches the solution space for an optimized fused kernel. In image processing domain, recent works [32, 33] formulate the image pipeline fusion as a graph cut problem. For machine learning workloads, Ashari et al.[8] proposes a kernel fusion technique to generate efficient kernels for a specific

computation pattern. Li et al.[29] explores horizontal fusion for GPU Kernels to increase the thread-level parallelism. Appleyard et al.[7], Diamos et al.[17] study about kernel fusion technique to speedup RNN workloads. Abdolrashidi et al.[3] propose a priority-based fusion approach and learn fusion strategies with Proximal Policy Optimization[36] algorithm. Astra[40] supports GEMM and basic element-wise op fusion. The XLA compilation framework[28] can handle more general computation patterns, but offers only basic capability for fusion and kernel generation with empirical rules.

There are recent advances on code generation of compute intensive DNN layers. TVM[12], Anso[56] and Halide[34] are capable to generate high performance kernels with well designed schedules. Anso[56] also explores kernel fusion with tuning approach, with limited patterns supported. TC[47], Glow[35] and Tiramisu[9] can generate accelerator kernels given computation graph. Boda[31] is a code generator that targets mobile platforms. Latte[46] is a DSL system allowing users to specify, synthesize and optimize code. SLINGEN[41] is another DSL system which takes mathematical specifications and generates optimized C functions for linear algebra operators. Anderson et al.[6] propose a solution for selecting fast kernel implementations in the global context by formulating a PBQP problem. Kim et al.[26] propose a GPU code generator for arbitrary tensor contractions. Cowan et al.[14] study about generating quantized kernels. These researches are relevant but complementary to our work.

In computation graph level, Jia et al.[23, 24] explores graph substitutions to optimize the graph with equivalent transformation. FasterTransformer[10] provides hand tuned libraries for common components in Transformer.

Performance models for GPU and other accelerators is another research topic [15, 25, 30, 52, 54, 55]. Yet we design a new cost model system with the consideration of fusion and code generation requirements.

## 9 Conclusion

This work tackles the problem of optimizing memory intensive operators in machine learning workloads. We show that memory intensive operators is vital to end-to-end performance of various deep learning models. We propose *FusionStitching* that supports to fuse operators, with complex dependence and non-homogeneous parallelism, to reduce memory access and context switch overhead just-in-time. *FusionStitching* consists of *fusion explorer* and *code generator*. The *fusion explorer* selects candidate fusion patterns from the large searching space with appropriate computing complexity, and produces a fusion plan with promising performance expected. The *code generator* stitches operators with on-chip memory as much as possible and tunes the schedules to emit high performance GPU code for a given fusion pattern. A two-layer cost model helps the searching and tuning process of *FusionStitching*. Results show that *FusionStitching*

outperforms TensorFlow and state-of-the-art deep learning fusion techniques with up to 2.78× speedup. *FusionStitching* has been deployed to production cluster running for more than 4 months and saves about 7,000 GPU hours for about 30,000 tasks per month in average.

## References

- [1] 2015. Torch NN. <https://github.com/torch/nn>
- [2] Martín Abadi, Ashish Agarwal, Paul Barham, Eugene Brevdo, Zhifeng Chen, Craig Citro, Greg S Corrado, Andy Davis, Jeffrey Dean, Matthieu Devin, et al. 2016. Tensorflow: Large-scale machine learning on heterogeneous distributed systems.
- [3] Amirali Abdolrashidi, Qiumin Xu, Shibo Wang, Sudip Roy, and Yanqi Zhou. 2019. Learning to Fuse. *NeurIPS* (2019).
- [4] Asif M Adnan, Sridhar Radhakrishnan, and Suleyman Karabuk. 2015. Efficient Kernel Fusion Techniques for Massive Video Data Analysis on GPGPUs.
- [5] Randy Allen and Ken Kennedy. 2002. *Optimizing compilers for modern architectures: a dependence-based approach*. Taylor & Francis US.
- [6] Andrew Anderson and David Gregg. 2018. Optimal DNN primitive selection with partitioned boolean quadratic programming. In *Proceedings of the 2018 International Symposium on Code Generation and Optimization*. 340–351.
- [7] Jeremy Appleyard, Tomas Kocisky, and Phil Blunsom. 2016. Optimizing performance of recurrent neural networks on gpus. *arXiv preprint arXiv:1604.01946* (2016).
- [8] Arash Ashari, Shirish Tatikonda, Matthias Boehm, Berthold Reinwald, Keith Campbell, John Keenleyside, and P Sadayappan. 2015. On optimizing machine learning workloads via kernel fusion. *ACM SIGPLAN Notices* 50, 8, 173–182.
- [9] Riyadh Baghdadi, Jessica Ray, Malek Ben Romdhane, Emanuele Del Sozzo, Patricia Suriana, Abdurrahman Akkas, Shoaib Kamil, Yunming Zhang, and Saman Amarasinghe. [n.d.]. Tiramisu: A Polyhedral Compiler with A Scheduling Language for Targeting High Performance Systems. ([n.d.]).
- [10] Ciprian Chelba, Mia Chen, Ankur Bapna, and Noam Shazeer. 2020. Faster Transformer Decoding: N-gram Masked Self-Attention. *arXiv preprint arXiv:2001.04589* (2020).
- [11] Tianqi Chen, Mu Li, Yutian Li, Min Lin, Naiyan Wang, Minjie Wang, Tianjun Xiao, Bing Xu, Chiyuan Zhang, and Zheng Zhang. 2015. MXNet: A Flexible and Efficient Machine Learning Library for Heterogeneous Distributed Systems. *CoRR* abs/1512.01274 (2015).
- [12] Tianqi Chen, Thierry Moreau, Ziheng Jiang, Lianmin Zheng, Eddie Yan, Haichen Shen, Meghan Cowan, Leyuan Wang, Yuwei Hu, Luis Ceze, et al. 2018. {TVM}: An automated end-to-end optimizing compiler for deep learning. In *13th {USENIX} Symposium on Operating Systems Design and Implementation ({OSDI} 18)*. 578–594.
- [13] Keith D Cooper, Timothy J Harvey, and Ken Kennedy. 2001. A simple, fast dominance algorithm. , 8 pages.
- [14] Meghan Cowan, Thierry Moreau, Tianqi Chen, James Bornholt, and Luis Ceze. 2020. Automatic generation of high-performance quantized machine learning kernels. In *Proceedings of the 18th ACM/IEEE International Symposium on Code Generation and Optimization*. 305–316.
- [15] Zheng Cui, Yun Liang, Kyle Rupnow, and Deming Chen. 2012. An accurate GPU performance model for effective control flow divergence optimization. In *2012 IEEE 26th International Parallel and Distributed Processing Symposium*. IEEE, 83–94.
- [16] Jacob Devlin, Ming-Wei Chang, Kenton Lee, and Kristina Toutanova. 2018. Bert: Pre-training of deep bidirectional transformers for language understanding. *arXiv preprint arXiv:1810.04805* (2018).
- [17] Greg Diamos, Shubho Sengupta, Bryan Catanzaro, Mike Chrzanowski, Adam Coates, Erich Elsen, Jesse Engel, Awni Hannun, and Sanjeev Satheesh. 2016. Persistent rnns: Stashing recurrent weights on-chip. In *International Conference on Machine Learning*. 2024–2033.
- [18] Chen Ding and Ken Kennedy. 2004. Improving effective bandwidth through compiler enhancement of global cache reuse. *J. Parallel and Distrib. Comput.* 64, 1 (2004), 108–134.
- [19] G Gao, Russ Olsen, Vivek Sarkar, and Radhika Thekkath. 1992. Collective loop fusion for array contraction. In *International Workshop on Languages and Compilers for Parallel Computing*. Springer, 281–295.
- [20] Kaiming He, Xiangyu Zhang, Shaoqing Ren, and Jian Sun. 2016. Deep residual learning for image recognition. (2016), 770–778.
- [21] Zhe Jia, Marco Maggioni, Jeffrey Smith, and Daniele Paolo Scarpazza. 2019. Dissecting the NVidia Turing T4 GPU via microbenchmarking. *arXiv preprint arXiv:1903.07486* (2019).
- [22] Zhe Jia, Marco Maggioni, Benjamin Staiger, and Daniele P Scarpazza. 2018. Dissecting the nvidia volta gpu architecture via microbenchmarking. *arXiv preprint arXiv:1804.06826* (2018).
- [23] Zhihao Jia, Oded Padon, James Thomas, Todd Warszawski, Matei Zaharia, and Alex Aiken. 2019. TASO: optimizing deep learning computation with automatic generation of graph substitutions. In *Proceedings of the 27th ACM Symposium on Operating Systems Principles*. 47–62.
- [24] Zhihao Jia, James Thomas, Todd Warszawski, Mingyu Gao, Matei Zaharia, and Alex Aiken. 2019. Optimizing dnn computation with relaxed graph substitutions. In *Proceedings of the 2nd Conference on Systems and Machine Learning (SysML&AZ19)*.
- [25] Samuel J Kaufman, Phitchaya Mangpo Phothilimthana, Yanqi Zhou, and Mike Burrows. 2020. A Learned Performance Model for the Tensor Processing Unit. *arXiv preprint arXiv:2008.01040* (2020).
- [26] Jinsung Kim, Aravind Sukumaran-Rajam, Vineeth Thumma, Sriram Krishnamoorthy, Ajay Panyala, Louis-Noël Pouchet, Atanas Rountev, and Ponnuswamy Sadayappan. 2019. A code generator for high-performance tensor contractions on gpus. In *2019 IEEE/ACM International Symposium on Code Generation and Optimization (CGO)*. IEEE, 85–95.
- [27] Matthias Korch and Tim Werner. 2018. Accelerating explicit ODE methods on GPUs by kernel fusion. *Concurrency and Computation: Practice and Experience* 30, 18 (2018), e4470.
- [28] Chris Leary and Todd Wang. 2017. XLA: TensorFlow, compiled.
- [29] Ao Li, Bojian Zheng, Gennady Pekhimenko, and Fan Long. 2020. Automatic Horizontal Fusion for GPU Kernels. *arXiv preprint arXiv:2007.01277* (2020).
- [30] Sangkug Lym, Donghyuk Lee, Mike O’Connor, Niladrish Chatterjee, and Mattan Erez. 2019. DeLTA: GPU Performance Model for Deep Learning Applications with In-depth Memory System Traffic Analysis. In *2019 IEEE International Symposium on Performance Analysis of Systems and Software (ISPASS)*. IEEE, 293–303.
- [31] Matthew W Moskewicz, Ali Jannesari, and Kurt Keutzer. 2017. Boda: A holistic approach for implementing neural network computations. In *Proceedings of the Computing Frontiers Conference*. 53–62.
- [32] Bo Qiao, Oliver Reiche, Frank Hannig, and Jürgen Teich. 2018. Automatic kernel fusion for image processing DSLs. In *Proceedings of the 21st International Workshop on Software and Compilers for Embedded Systems*. 76–85.
- [33] Bo Qiao, Oliver Reiche, Frank Hannig, and Jürgen Teich. 2019. From loop fusion to kernel fusion: a domain-specific approach to locality optimization. In *2019 IEEE/ACM International Symposium on Code Generation and Optimization (CGO)*. IEEE, 242–253.
- [34] Jonathan Ragan-Kelley, Andrew Adams, Dillon Sharlet, Connelly Barnes, Sylvain Paris, Marc Levoy, Saman Amarasinghe, and Frédo Durand. 2017. Halide: decoupling algorithms from schedules for high-performance image processing. *Commun. ACM* 61, 1 (2017), 106–115.
- [35] Nadav Rotem, Jordan Fix, Saleem Abdulrasool, Garret Catron, Summer Deng, Roman Dzhabarov, Nick Gibson, James Hegeman, Meghan Lele, Roman Levenstein, et al. 2018. Glow: Graph lowering compiler techniques for neural networks. *arXiv preprint arXiv:1805.00907* (2018).

- [36] John Schulman, Filip Wolski, Prafulla Dhariwal, Alec Radford, and Oleg Klimov. 2017. Proximal policy optimization algorithms. *arXiv preprint arXiv:1707.06347* (2017).
- [37] Baoguang Shi, Xiang Bai, and Cong Yao. 2016. An end-to-end trainable neural network for image-based sequence recognition and its application to scene text recognition. *IEEE transactions on pattern analysis and machine intelligence* 39, 11 (2016), 2298–2304.
- [38] Karen Simonyan and Andrew Zisserman. 2014. Very deep convolutional networks for large-scale image recognition. *arXiv preprint arXiv:1409.1556* (2014).
- [39] Muthian Sivathanu, Tapan Chugh, Sanjay S Singapuram, and Lidong Zhou. 2019. Astra: Exploiting predictability to optimize deep learning. In *Proceedings of the Twenty-Fourth International Conference on Architectural Support for Programming Languages and Operating Systems*. 909–923.
- [40] Muthian Sivathanu, Tapan Chugh, Sanjay S Singapuram, and Lidong Zhou. 2019. Astra: Exploiting predictability to optimize deep learning. In *Proceedings of the Twenty-Fourth International Conference on Architectural Support for Programming Languages and Operating Systems*. 909–923.
- [41] Daniele G Spampinato, Diego Fabregat-Traver, Paolo Bientinesi, and Markus Püschel. 2018. Program generation for small-scale linear algebra applications. In *Proceedings of the 2018 International Symposium on Code Generation and Optimization*. 327–339.
- [42] Christian Szegedy, Vincent Vanhoucke, Sergey Ioffe, Jon Shlens, and Zbigniew Wojna. 2016. Rethinking the inception architecture for computer vision. (2016), 2818–2826.
- [43] TensorFlow team. [n.d.]. tf.math.multiply. [https://www.tensorflow.org/api\\_docs/python/tf/math/multiply](https://www.tensorflow.org/api_docs/python/tf/math/multiply)
- [44] TensorFlow XLA team. [n.d.]. HLO Reduce Operation. [https://www.tensorflow.org/xla/operation\\_semantics#reduce](https://www.tensorflow.org/xla/operation_semantics#reduce)
- [45] TensorFlow XLA team. [n.d.]. HLO Transpose operation. [https://www.tensorflow.org/xla/operation\\_semantics#transpose](https://www.tensorflow.org/xla/operation_semantics#transpose)
- [46] Leonard Truong, Rajkishore Barik, Ehsan Totoni, Hai Liu, Chick Markley, Armando Fox, and Tatiana Shpeisman. 2016. Latte: a language, compiler, and runtime for elegant and efficient deep neural networks. In *Proceedings of the 37th ACM SIGPLAN Conference on Programming Language Design and Implementation*. 209–223.
- [47] Nicolas Vasilache, Oleksandr Zinenko, Theodoros Theodoridis, Priya Goyal, Zachary DeVito, William S Moses, Sven Verdoolaege, Andrew Adams, and Albert Cohen. 2018. Tensor comprehensions: Framework-agnostic high-performance machine learning abstractions.
- [48] Ashish Vaswani, Noam Shazeer, Niki Parmar, Jakob Uszkoreit, Llion Jones, Aidan N Gomez, Łukasz Kaiser, and Illia Polosukhin. 2017. Attention is all you need. In *Advances in neural information processing systems*. 5998–6008.
- [49] Mohamed Wahib and Naoya Maruyama. 2014. Scalable kernel fusion for memory-bound GPU applications. In *SC’14: Proceedings of the International Conference for High Performance Computing, Networking, Storage and Analysis*. IEEE, 191–202.
- [50] Jizhe Wang, Pipei Huang, Huan Zhao, Zhibo Zhang, Binqiang Zhao, and Dik Lun Lee. 2018. Billion-scale commodity embedding for e-commerce recommendation in alibaba. In *Proceedings of the 24th ACM SIGKDD International Conference on Knowledge Discovery & Data Mining*. 839–848.
- [51] Haicheng Wu, Gregory Diamos, Srihari Cadambi, and Sudhakar Yalamanchili. 2012. Kernel weaver: Automatically fusing database primitives for efficient gpu computation. In *2012 45th Annual IEEE/ACM International Symposium on Microarchitecture*. IEEE, 107–118.
- [52] Xuan Yang, Zhengrui Zhang, Guoliang Chen, Rui Mao, et al. 2019. A performance model for GPU architectures that considers on-chip resources: application to medical image registration. *IEEE Transactions on Parallel and Distributed Systems* 30, 9 (2019), 1947–1961.
- [53] Dong Yu and Li Deng. 2016. *AUTOMATIC SPEECH RECOGNITION*. Springer.
- [54] Xiuxia Zhang, Guangming Tan, Shuangbai Xue, Jiajia Li, Keren Zhou, and Mingyu Chen. 2017. Understanding the gpu microarchitecture to achieve bare-metal performance tuning. In *Proceedings of the 22nd ACM SIGPLAN Symposium on Principles and Practice of Parallel Programming*. 31–43.
- [55] Yao Zhang and John D Owens. 2011. A quantitative performance analysis model for GPU architectures. In *2011 IEEE 17th international symposium on high performance computer architecture*. IEEE, 382–393.
- [56] Lianmin Zheng, Chengfan Jia, Minmin Sun, Zhao Wu, Cody Hao Yu, Ameer Haj-Ali, Yida Wang, Jun Yang, Danyang Zhuo, Koushik Sen, et al. 2020. Ansor: Generating High-Performance Tensor Programs for Deep Learning. *arXiv preprint arXiv:2006.06762* (2020).
- [57] Zhen Zheng, Chanyoung Oh, Jidong Zhai, Xipeng Shen, Youngmin Yi, and Wenguang Chen. 2017. Versapipe: a versatile programming framework for pipelined computing on GPU. In *2017 50th Annual IEEE/ACM International Symposium on Microarchitecture (MICRO)*. IEEE, 587–599.
- [58] Guorui Zhou, Na Mou, Ying Fan, Qi Pi, Weijie Bian, Chang Zhou, Xiaoqiang Zhu, and Kun Gai. 2019. Deep interest evolution network for click-through rate prediction. In *Proceedings of the AAAI conference on artificial intelligence*, Vol. 33. 5941–5948.