

Outcome regression-based estimation of conditional average treatment effect

Lu Li¹, Niwen Zhou², and Lixing Zhu ^{*3}

¹School of Finance and statistics, East China Normal University, Shanghai 200241, China

²School of statistics, Beijing Normal University, Beijing 100875, China

³Department of Mathematics, Hong Kong Baptist University, Kowloon Tong 999077, Hong Kong, China

Abstract

The research is about a systematic investigation on the following issues. First, we construct different outcome regression-based estimators for conditional average treatment effect under, respectively, true (oracle), parametric, nonparametric and semiparametric dimension reduction structure. Second, according to the corresponding asymptotic variance functions, we answer the following questions when supposing the models are correctly specified: what is the asymptotic efficiency ranking about the four estimators in general? how is the efficiency related to the affiliation of the given covariates in the set of arguments of the regression functions? what do the roles of bandwidth and kernel function selections play for the estimation efficiency; and in which scenarios should the estimator under semiparametric dimension reduction regression structure be used in practice? As a by-product, the results show that any outcome regression-based estimation should be asymptotically more efficient than any inverse probability weighting-based estimation. All these results give a relatively complete picture of the outcome regression-based estimation such that the theoretical conclusions could provide guidance for practical use when more than one estimations can be applied to the same problem. Several simulation studies are conducted to examine the performances of these estimators in finite sample cases and a real dataset is analyzed for illustration.

Keywords: Asymptotic variance; Conditional average treatment effect; Regression casual effect; Sufficient dimension reduction.

*Corresponding author: lzhu@hkbu.edu.hk. The first two authors are co-first authors. The research was supported by a grant from The University Grants Council of Hong Kong.

1 Introduction

Causal inference has been widely applied for decades to analyse treatment effect based on observational studies, in which treatments are assigned to observations in a non-random fashion. In this paper, we consider casual inference under the potential outcome framework (Rubin, 1974; Rosenbaum and Rubin, 1983) where the treatment is binary and the outcome variable in the hypothetical complete data set has two components $(Y_{(1)}, Y_{(0)})$. In which $Y_{(1)}$ is the potential outcome if the individual receives treatment and $Y_{(0)}$ is the corresponding potential outcome without treatment. As we can only observe one of $Y_{(1)}$ and $Y_{(0)}$, a commonly used method is to impute a reasonable value in the lieu of the missing one such as linear regression imputation Healy and Westmacott (1956), kernel regression imputation Cheng (1994) and ratio imputation Rao (1996).

In this paper, we consider average treatment effect (ATE) conditional on some covariates to explore the heterogeneity of ATE Rosenbaum and Rubin (1983, 1985). Let $X \in \mathbb{R}^p$ be a set of covariates that collects individual's personal information and $X_1 \in \mathbb{R}^k$ be a subvector of X , $1 \leq k < p$. Conditional average treatment effect (CATE, hereafter) is defined as $E(Y_{(1)} - Y_{(0)}|X_1)$. To estimate this function, Abrevaya et al. (2015) proposed estimators that are based on inverse probability weighting (IPW, hereafter) method and concluded that, according to the asymptotic variance functions, the estimator with nonparametrically estimated propensity score (NCATE) is asymptotically more efficient than the one with parametrically estimated propensity score (PCATE). The relevant conclusion is similar to that in Hahn (1998) and Hirano et al. (2003) for the IPW estimators of ATE. But, PCATE is proved to be asymptotically equivalent to the one with true propensity score (OCATE). This is very different from the unconditional ATE. Zhou and Zhu(2020)* proposed an estimator with semiparametrically estimated propensity score (SCATE) and gave some more detailed analysis on the asymptotic efficiency on NCATE and SCATE.

As well known, for ATE, outcome regression-based estimation is already a popularly used methodology. Thus, methodologically, the research in this aspect is not new. However, for CATE, the problem becomes more complicated as it involves double conditional expectations on the full set X , or subset $\beta^\top X$ of covariates, if the curse of dimensionality is concerned within dimension reduction framework, and the subset X_1 where β is a projection matrix. Three relevant references are Luo et al. (2017), Luo et al. (2019) and Ma et al. (2019)). To focus on the estimation efficiency issue, we in this paper do not give more details about how to work on dimension reduction and feature selection, while only consider the general setting supposing that a dimension reduction structure already exists. We then consider a systematic investigation on their asymptotic properties to answer the following questions when the model is correctly specified in parametric case.

*Zhou, N. W. & Zhu L. X.(2020). On IPW-based estimation of conditional average treatment effect. Submitted.

- Q1. When CATE is estimated under nonparametric, semiparametric, parametric and true (oracle) regression structure, what ranking of the asymptotic efficiency can be for these estimators?
- Q2. Note that CATE is a function of X_1 and the set of arguments of the regression function, say \tilde{X} that is not necessary to be the full X , and thus X_1 is not necessary to be a strict subset of \tilde{X} . Then could the affiliation of X_1 to \tilde{X} affect the asymptotic efficiency of different estimators? This issue is unique for CATE and particularly important under semiparametric dimension reduction framework as the regression function would be a function of $\tilde{X} = \beta^\top X$ where β is a $p \times r$ matrix with $r \ll p$ in high dimensional scenarios.
- Q3. As all estimators involve nonparametric estimations for the involved conditional expectations, how could the bandwidth and kernel function affect the efficiency? This study is particularly necessary.
- Q4. Comparing with the IPW-based estimation, what efficiency ranking should be concluded?

We will have a very brief discussion in Section 5 about the misspecified cases, globally or locally, that will be investigated in the near future, but not be touched in this paper.

Note that CATE is

$$\tau(x_1) = E[(Y_{(1)} - Y_{(0)})|X_1 = x_1] = E[E(Y_{(1)} - Y_{(0)}|X)|X_1 = x_1],$$

where $E(Y_{(1)} - Y_{(0)}|X)$ is the treatment effect heterogeneity. We are interested in, under unconfoundedness assumption, estimating $\tau(x_1)$ in this paper. To well answer the above four questions, we suggest / propose four estimators when assuming that $m_1(X) - m_0(X) = E(Y_{(1)} - Y_{(0)}|X)$ is completely known function (ORCATE), parametric function (PRCATE) ($m_1(X) = m_1(X, \theta_1)$ and $m_0(X) = m_0(X, \theta_0)$), semiparametric function with dimension reduction structure (SRCATE) ($m_1(X) = m_1(\beta_1^\top X)$ and $m_0(X) = m_0(\beta_0^\top X)$), and nonparametric function (NRCATE). The details will be in Section 2. We derive the asymptotically linear representations and asymptotic normality of these estimators in various scenarios and, according to the asymptotic variance functions and using the estimators with true regression / propensity score as the benchmark, we obtain the following results to give a relatively complete picture for the asymptotic efficiencies of the four estimation methods. The following newly derived results show that the estimated CATEs have rather different asymptotic behaviors from the estimated ATEs. Let $A \preceq B$ mean that method A has smaller asymptotic variance function than method B , and $A \cong B$ stand for the asymptotic equivalence of them when the asymptotic variance functions are equal. The results are summarised as follows.

- A1. This is the answer for Q1 and Q4. In general, the ranking for the asymptotic efficiencies of the estimators is, together with the results about the IPW-based

estimators respectively in [Abrevaya et al. \(2015\)](#) and [Zhou and Zhu\(2020\)[†]](#):

$$\overbrace{\text{ORCATE} \cong \text{PRCATE} \preceq \text{SRCATE} \preceq \text{NRCATE}}^{\text{regression-based CATE estimators}} = \overbrace{\text{NCATE} \preceq \text{SCATE} \preceq \text{PCATE} \cong \text{OCATE}}^{\text{IPW-based CATE estimators}}.$$

- A2. For Q2, we have the following results to show the importance of the affiliation of X_1 to X . Under semiparametric dimension reduction structure, when $X_1 \subset \beta_1^\top X \cap \beta_0^\top X$ or X_1 is just contained in one of the sets $\beta_1^\top X$ or $\beta_0^\top X$,

$$\text{ORCATE} \cong \text{PRCATE} \preceq \text{SRCATE}.$$

While when X_1 is not fully included in both $\beta_1^\top X$ and $\beta_0^\top X$, we have

$$\text{ORCATE} \cong \text{PRCATE} \cong \text{SRCATE}.$$

Some more results are included in [Section 2](#). Also some similar results about NRCATE and more detailed comparisons are described in [Section 2](#).

- A3. This answer is for Q3. When the CATE functions are smooth sufficiently, and the bandwidth and kernel function are delicately selected, the following asymptotic equivalence among the regression-based estimators can be achieved:

$$\text{ORCATE} \cong \text{PRCATE} \cong \text{SRCATE} \cong \text{NRCATE}.$$

- A4. In high-dimensional scenarios, semiparametric-based estimation is often preferable because it can greatly overcome the curse of dimensionality and also avoid model misspecification. Some more detailed studies and comparisons for the asymptotic efficiency are contained in [Section 2](#). The numerical studies in [Section 3](#) support this observation.

The rest of this article is organized as follows. [Section 2](#) introduces the CATE function and give the estimators respectively under the true, parametric, nonparametric and semiparametric framework. The asymptotic properties of the proposed estimators are systematically investigated in this section. [Section 3](#) presents some simulation studies to examine the performances of the estimators. [Section 4](#) is devoted to the analysis for a real data example. Conclusions and some further research problems are briefly discussed in [Section 5](#). For the ease of presentation, we defer all technical proofs to the appendix.

[†]Zhou, N. W. & Zhu L. X.(2020). On IPW-based estimation of conditional average treatment effect. Submitted.

2 Estimations and their asymptotic properties

Let D be a dummy variable indicating treatment status with $D = 1$ if an individual receives treatment and $D = 0$ otherwise. We only observe D , X and $Y \equiv D \cdot Y_{(1)} + (1 - D) \cdot Y_{(0)}$ in the real situation. The propensity score $p(D = 1|X)$ is denoted by $p(X)$. Let $\{X_i, Y_i, D_i\}$, $i = 1, \dots, n$ be n independent copies of (X, Y, D) . To estimate $\tau(x_1)$, we suggest a two-step estimation procedure when both g_1 and g_0 are unknown. Four estimators are proposed in this paper when the regression casual effect under true (oracle), parametric, nonparametric and semiparametric dimension reduction structure (ORCATE, PRCATE, NRCATE and SRCATE) respectively.

To clearly state the estimation procedures, recall that the function $m_t(X)$ is defined as

$$m_t(X) = E(Y_{(t)}|X), \quad t = 0, 1.$$

Under the unconfoundedness assumption that is the conditional independence as

$$(Y_{(0)}, Y_{(1)}) \perp\!\!\!\perp D|X,$$

we then first estimate $m_1(X) - m_0(X)$ and then its conditional expectation $\tau(x_1) = E(m_1(X) - m_0(X)|X_1)$. But in semiparametric dimension reduction structure, this unconfoundedness assumption will have a different formula that will be specified in Section 2. However, directly estimating $\tau(X_1)$ in terms of $Y_{(1)} - Y_{(0)}$ is not feasible as it is never observed. It is naturally to use $Y_{(1)}$ and $Y_{(0)}$ to estimate $m_1(X)$ and $m_0(X)$ separately. Afterwards $\tau(x_1)$ can be estimated by a nonparametric method such as the N-W estimation (Nadaraya, 1964; Watson, 1964).

As for SRCATE and NRCATE, we will have to use high order kernel functions, we give the notation here. A function $K_1: \mathbb{R}^k \rightarrow \mathbb{R}$ is a kernel of order s_1 if it integrates to one over \mathbb{R}^k , and

$$\int u_1^{p_1} \cdots u_k^{p_k} K_1(u) du = 0$$

for all nonnegative integers p_1, \dots, p_k such that $1 \leq \sum_{i=1}^k p_i < s_1$, and it is nonzero when $\sum_{i=1}^k p_i = s_1$. Some regularity conditions are listed below.

(C1). (Strong ignorability)

(a) (Unconfoundedness) $(Y_{(0)}, Y_{(1)}) \perp\!\!\!\perp D|X$.

(b) (Common support) For some very small $c > 0$, the propensity score function $p(\cdot)$ satisfies that $c < p(X) < 1 - c$.

(C2). (Distribution of X) The support \mathcal{X} of the p -dimensional covariate X is a Cartesian product of compact intervals, and the density of X , $f(x)$, is bounded away

from 0 on \mathcal{X} .

(C3). (Kernel functions) $K_1(u)$ is a kernel of order s_1 that is symmetric around zero and s^* times continuously differentiable.

(C4). (Distribution of X_1) The density function of X_1 , $f(x_1)$, is bounded away from zero and infinity and $s_1 \geq 2$ times continuously differentiable.

Part (a) of condition (C1) is a commonly used condition on the treatment effect, see e.g., (Rosenbaum and Rubin, 1983; Abrevaya et al., 2015; Luo et al., 2017). Moreover, part (a) of condition (C1) is a quite strong but standard assumption in the casual inference literature. Part (b) of condition (C1) implies that there exists overlap between the treated and control observations. Conditions (C2) and (C4) are traditional conditions for nonparametric estimation in the literature (Pagan and Ullah, 1999; Yin et al., 2010). Specially, condition (C3) is for high order kernel (Abrevaya et al., 2015). It is noted that Gaussian kernel satisfies this assumption when $k = 1$ and $s_1 = 2$. Furthermore, the value s^* relies on the smoothness of the regression function. More specifically, $s^* \geq 2$ in parametric situation, while $s^* \geq s_2$ and $s^* \geq s_4$ in nonparametric and semiparametric situation, respectively.

In the following, we study the four estimations in separate subsections and give some further analysis for SRCATE and NRCATE in another subsection.

2.1 ORCATE

This estimator will serve as a benchmark to examine the performance of other estimators developed and investigated later. Assume that $m_1(X) - m_0(X)$ is completely known with no need of estimation. Then ORCATE can be written as

$$\hat{\tau}(x_1) = \frac{\frac{1}{nh_1^k} \sum_{i=1}^n K_1\left(\frac{X_{1i} - x_1}{h_1}\right) \{m_1(X_i) - m_0(X_i)\}}{\frac{1}{nh_1^k} \sum_{i=1}^n K_1\left(\frac{X_{1i} - x_1}{h_1}\right)}, \quad (1)$$

The asymptotically linear representation and asymptotic normality are stated below.

Theorem 1. *Suppose that assumptions (C1) through (C4) are satisfied. Then, when regression casual effect is given without estimation, for each point x_1 in the support of X_1 , we have*

$$\begin{aligned} & \sqrt{nh_1^k} \{\hat{\tau}(x_1) - \tau(x_1)\} \\ &= \frac{1}{\sqrt{nh_1^k}} \frac{1}{f(x_1)} \sum_{i=1}^n \{m_1(X_i) - m_0(X_i) - \tau(x_1)\} K_1\left(\frac{X_{1i} - x_1}{h_1}\right) + o_p(1), \end{aligned}$$

and then

$$\sqrt{nh_1^k} \{\widehat{\tau}(x_1) - \tau(x_1)\} \xrightarrow{d} N\left(0, \frac{\|K_1\|_2^2 \sigma_O^2(x_1)}{f(x_1)}\right),$$

where $\|K_1\|_2 = \{\int K_1(u)^2 du\}^{1/2}$, and

$$\sigma_O^2(x_1) = E[\{m_1(X) - m_0(X) - \tau(x_1)\}^2 | X_1 = x_1].$$

2.2 PRCATE

Suppose that both $m_1(X)$ and $m_0(X)$ have parametric structures with unknown parameters α_1 and α_0 respectively. That is, $m_t(X, \alpha_t)$ are parametric functions for $t = 0, 1$. Since each response can only be observed in a subpopulation, to get unbiased estimators of parameters α_1 and α_0 , we use a similar method to that of Wang et al. (2004). Write, for $i = 1, \dots, n$,

$$D_i Y_i = D_i m_1(X_i, \alpha_1) + D_i \epsilon_{1i}, \quad (1 - D_i) Y_i = (1 - D_i) m_0(X_i, \alpha_0) + (1 - D_i) \epsilon_{0i},$$

where ϵ_{ti} , $t = 0, 1$, are random error terms, and independent of X_i , $i = 1, \dots, n$. Use weighted least squares to estimate α_t for $t = 0, 1$, and then $m_1(X_i) = m_1(X_i, \alpha_1)$ see Matloff (1981). Write them as $\widehat{\alpha}_t$ and $\widehat{m}_1(X)$. PRCATE is then defined as:

$$\widehat{\tau}(x_1) = \frac{\frac{1}{nh_1^k} \sum_{i=1}^n K_1\left(\frac{X_{1i} - x_1}{h_1}\right) \{\widehat{m}_1(X_i) - \widehat{m}_0(X_i)\}}{\frac{1}{nh_1^k} \sum_{i=1}^n K_1\left(\frac{X_{1i} - x_1}{h_1}\right)}, \quad (2)$$

where

$$\widehat{m}_1(X_i) = m_1(X, \widehat{\alpha}_1), \quad \widehat{m}_0(X_i) = m_0(X, \widehat{\alpha}_0), \quad i = 1, \dots, n.$$

Assume the following additional condition:

$$(A1). \text{ (Bandwidths) } h_1 \rightarrow 0, nh_1^k \rightarrow \infty, nh_1^{2s_1+k} \rightarrow 0.$$

The following theorem states the asymptotic properties of $\widehat{\tau}(x_1)$.

Theorem 2. *Suppose that conditions (C1) through (C4) and (A1) are satisfied for $s_1 = s^* + 2$. Then, for each point x_1 in the support of X_1 , we have*

$$\sqrt{nh_1^k} \{\widehat{\tau}(x_1) - \tau(x_1)\}$$

$$\begin{aligned}
&= \frac{1}{\sqrt{nh_1^k}} \frac{1}{f(x_1)} \sum_{i=1}^n \{m_1(X_i) - m_0(X_i) - \tau(x_1)\} K_1 \left(\frac{X_{1i} - x_1}{h_1} \right) + o_p(1) \\
&\xrightarrow{d} N \left(0, \frac{\|K_1\|_2^2 \sigma_P^2(x_1)}{f(x_1)} \right),
\end{aligned}$$

where

$$\sigma_P^2(x_1) = \sigma_O^2(x_1) = E[\{m_1(X) - m_0(X) - \tau(x_1)\}^2 | X_1 = x_1].$$

Remark 1. This theorem states the asymptotic equivalence between PRCATE and OR-CATE in the sense that their asymptotic variance functions are identical.

2.3 NRCATE

If we do not have prior information on the structures of $m_1(X)$ and $m_0(X)$ or we try to avoid model misspecification, a nonparametric estimation is feasible. Similarly, we estimate $m_1(X)$ and $m_0(X)$ separately. Therefore, NRCATE is written as

$$\widehat{\tau}(x_1) = \frac{\frac{1}{nh_1^k} \sum_{i=1}^n K_1 \left(\frac{X_{1i} - x_1}{h_1} \right) \{\widehat{m}_1(X_i) - \widehat{m}_0(X_i)\}}{\frac{1}{nh_1^k} \sum_{i=1}^n K_1 \left(\frac{X_{1i} - x_1}{h_1} \right)}, \quad (3)$$

where

$$\widehat{m}_1(X_i) = \frac{\frac{1}{nh_2^p} \sum_{j=1}^n K_2 \left(\frac{X_j - X_i}{h_2} \right) Y_{1j} \mathbf{1}(D_j = 1)}{\frac{1}{nh_2^p} \sum_{j=1}^n K_2 \left(\frac{X_j - X_i}{h_2} \right) \mathbf{1}(D_j = 1)}, \quad \widehat{m}_0(X_i) = \frac{\frac{1}{nh_2^p} \sum_{j=1}^n K_2 \left(\frac{X_j - X_i}{h_2} \right) Y_{0j} \mathbf{1}(D_j = 0)}{\frac{1}{nh_2^p} \sum_{j=1}^n K_2 \left(\frac{X_j - X_i}{h_2} \right) \mathbf{1}(D_j = 0)}.$$

To study the asymptotic properties of $\widehat{\tau}(x_1)$, we give some more conditions on the kernel function and bandwidths.

(A2). $K_2(u)$ is a kernel of order $s_2 \geq p$, symmetric around zero and equal to zero outside $\prod_{i=1}^p [-1, 1]$ with continuous $(s_2 + 1)$ order derivatives.

(A3). $h_2 \rightarrow 0$, $\frac{\log n}{nh_2^{p+s_2}} \rightarrow 0$.

(A4). $h_2^{2s_2} h_1^{-2s_2-k} \rightarrow 0$, $nh_1^k h_2^{2s_2} \rightarrow 0$.

Conditions (A2), (A3) and (A4) are used to affiliate with the high order derivatives of m_1 and m_0 to ensure the asymptotic normality. The following theorem states the main

theoretical results of NRCATE. For convenience, define the following function:

$$\Psi_1(X, Y, D) := \frac{D\{Y - m_1(X)\}}{p(X)} - \frac{(1 - D)\{Y - m_0(X)\}}{1 - p(X)} + m_1(X) - m_0(X).$$

Theorem 3. *Suppose that conditions (C1) through (C4) and (A1) through (A4) are satisfied for $s^* \geq s_2 \geq p$. Then, for each point x_1 , we have*

$$\begin{aligned} & \sqrt{nh_1^k}(\widehat{\tau}(x_1) - \tau(x_1)) \\ &= \frac{1}{\sqrt{nh_1^k}} \frac{1}{f(x_1)} \sum_{i=1}^n [\Psi_1(X_i, Y_i, D_i) - \tau(x_1)] K_1 \left(\frac{X_{1i} - x_1}{h_1} \right) + o_p(1) \\ &\xrightarrow{d} N \left(0, \frac{\|K_1\|_2^2 \sigma_N^2(x_1)}{f(x_1)} \right), \end{aligned}$$

where

$$\begin{aligned} \sigma_N^2(x_1) &= E[\{\Psi_1(X, Y, D) - \tau(x_1)\}^2 | X_1 = x_1] \\ &= \sigma_P^2(x_1) + E \left\{ \frac{\text{var}(Y_{(1)}|X)}{p(X)} + \frac{\text{var}(Y_{(0)}|X)}{1 - p(X)} \middle| X_1 = x_1 \right\} \\ &\geq \sigma_P^2(x_1) = \sigma_O^2(x_1), \end{aligned}$$

the equality holds if and only if $\frac{\text{var}(Y_{(1)}|X)}{p(X)} = 0$ and $\frac{\text{var}(Y_{(0)}|X)}{1 - p(X)} = 0$, which rarely happen. Thus, the inequality shows that NRCATE is asymptotically less efficient than PRCATE and ORCATE.

2.4 SRCATE

An obvious limitation of NRCATE is its incapability of handling models with high-dimensional covariates X in practice. Therefore, how to alleviate the curse of dimensionality is an important issue. To this end, reducing dimensionality is a natural idea. But we restrict ourselves to the sufficient dimension reduction framework below and use existing methods to estimate the projection directions as the focus of this paper is on asymptotics of the estimations assuming the dimension reduction structure is specified in a semiparametric manner. For other dimension reduction issues, we can see the relevant references such as [Luo et al. \(2017\)](#) and [Ma et al. \(2019\)](#).

We first give a very brief review on sufficient dimension reduction. For given $\beta^\top X$ where β is a $p \times r$ orthonormal matrix with an unknown number $r \ll p$ of columns, suppose that the regression of a response variable W is independent of X , which is written as $E(W|X) \perp\!\!\!\perp X | \beta^\top X$, where $\perp\!\!\!\perp$ stands for independence. It is generally

known that $E(W|X)$ is an unspecified function of $\beta^\top X$, which allows full freedom in the regression with $\beta^\top X$ being the sufficiently reduced covariates (from p to r). This structure has a dimension reduction structure with unknown parameter β and also is very much flexible with a nonparametric nature. To identify the projection directions β , [Cook and Li \(2002\)](#) defined the notion of central mean subspace that is the intersection of all subspaces spanned by any β such that the above conditional independence holds. To be specific, without notational confusion, write $\mathcal{S}_{E(Y_{(1)}|X)}$ and $\mathcal{S}_{E(Y_{(0)}|X)}$ respectively spanned by $\beta_1 \in \mathbb{R}^{p \times r(1)}$ and $\beta_0 \in \mathbb{R}^{p \times r(0)}$ where $r(t) < p$ for $t = 0, 1$ as the central mean subspaces such that

$$m_1(X) \perp\!\!\!\perp X | \beta_1^\top X, \quad m_0(X) \perp\!\!\!\perp X | \beta_0^\top X. \quad (4)$$

There are some approaches available in the literature to identify β_1 and β_0 . For instance, [Luo et al. \(2017\)](#) and [Ma et al. \(2019\)](#) discussed the relevant dimension reduction issues and derived the properties of ATE under semiparametric structures. As the focus of this paper is on the asymptotic properties of CATE estimations and the comparisons amongst them, we then do not give the details about the estimation procedures of dimension reduction matrices β_1 and β_0 , while just assume the root- n consistency of two estimators $\hat{\beta}_1$ and $\hat{\beta}_0$ we can define.

Note that under this dimension reduction structure, we have $m_t(X) = E(Y_{(t)}|X) = E(Y_{(t)}|\beta_t^\top X) = m_t(\beta_t^\top X)$ for $t = 0, 1$. Define a SRCATE as

$$\hat{\tau}(x_1) = \frac{\frac{1}{nh_1^k} \sum_{i=1}^n K_1\left(\frac{X_{1i}-x_1}{h_1}\right) \{\hat{m}_1(\hat{\beta}_1^\top X_i) - \hat{m}_0(\hat{\beta}_0^\top X_i)\}}{\frac{1}{nh_1^k} \sum_{i=1}^n K_1\left(\frac{X_{1i}-x_1}{h_1}\right)}, \quad (5)$$

where In order to derive theoretical results, give the following conditions.

(A5). $K_4(u)$ is a kernel of order s_4 , is symmetric around zero, is equal to zero outside $\prod_{i=1}^p [-1, 1]$, and is continuously differentiable. The density function of $\beta_t^\top X$, $f_t(\beta_t^\top X)$ is s_4 times continuously differentiable for $t = 0, 1$. For $t = 0, 1$, $p(\beta_t^\top X) \in (c^*, 1 - c^*)$ almost surely for some $c^* \in (0, 0.5)$.

(A6). $h_4 \rightarrow 0$, $\frac{\log n}{nh_4^{\max\{r(0), r(1)\} + s_4}} \rightarrow 0$.

(A7). $h_4^{2s_4} h_1^{-2s_4 - k} \rightarrow 0$, $nh_1^k h_4^{2s_4} \rightarrow 0$.

(A8). $\hat{\beta}_1 - \beta_1 = O_p(n^{-\frac{1}{2}})$ and $\hat{\beta}_0 - \beta_0 = O_p(n^{-\frac{1}{2}})$.

Since the treatment effect heterogeneity under the semiparametric structure is based on $\beta_t^\top X$ for $t = 0, 1$, Assumptions (A5) through (A7) play the same role as Assumptions (A2) through (A4). Condition (A8) often holds.

Define three functions as

$$\begin{aligned}
\Psi_2(X, Y, D) &= \frac{D\{Y - m_1(X)\}}{p(\beta_1^\top X)} + m_1(X) - m_0(X), \\
\Psi_3(X, Y, D) &= -\frac{(1-D)\{Y - m_0(X)\}}{1 - p(\beta_0^\top X)} + m_1(X) - m_0(X), \\
\Psi_4(X, Y, D) &= \frac{D\{Y - m_1(X)\}}{p(\beta_1^\top X)} - \frac{(1-D)\{Y - m_0(X)\}}{1 - p(\beta_0^\top X)} + m_1(X) - m_0(X).
\end{aligned} \tag{6}$$

Next, for ease of explanation of our theoretical results, we introduce some notations. Write A and B as two sets of elements. Without confusion, write $\text{card}(A)$ as the cardinality of the set A .

- (F1) $A \subset B$ stands for $A \cap B = A$. In other words, elements of A are all in B and $\text{card}(B) \geq \text{card}(A)$.
- (F2) $A \subset^{k-q} B$ stands for $A \cap B = C$ with $\text{card}(C) = k - q$, that is, $k - q$ elements of A belong to B . When $k = q$, it means that A and B do not share the same elements, i.e. $A \cap B = \emptyset$, written as $A \not\subset B$.

The following theorem states some very detailed investigation on the asymptotic efficiency of SRCATE.

Theorem 4. *Suppose that assumptions (C1) through (C4), (A1) and (A5) through (A8) are satisfied for $s^* \geq s_4 \geq \max\{r(0), r(1)\}$. Then, for each point x_1 in the support of X_1 , noting the definitions of Ψ_i for $i = 2, 3, 4$ in (6),*

(1) when $X_1 \subset^{k-q} \beta_1^\top X$ and $X_1 \subset^{k-q} \beta_0^\top X$ with $s_4(2 - k/q) + k > 0$ and $0 < q \leq k$, the asymptotically linear representation of $\hat{\tau}(x_1)$ is

$$\begin{aligned}
&\sqrt{nh_1^k}\{\hat{\tau}(x_1) - \tau(x_1)\} \\
&= \frac{1}{\sqrt{nh_1^k}} \frac{1}{f(x_1)} \sum_{i=1}^n \{m_1(X_i) - m_0(X_i) - \tau(x_1)\} K_1 \left(\frac{X_{1i} - x_1}{h_1} \right) + o_p(1),
\end{aligned}$$

and the asymptotic distribution of $\hat{\tau}(x_1)$ is

$$\sqrt{nh_1^k}(\hat{\tau}(x_1) - \tau(x_1)) \xrightarrow{d} N \left(0, \frac{\|K_1\|_2^2 \sigma_{S,1}^2(x_1)}{f(x_1)} \right);$$

(2) when $X_1 \subset \beta_1^\top X$ and $X_1 \subset^{k-q} \beta_0^\top X$ with $s_4(2 - k/q) + k > 0$ and $0 < q \leq k$, the asymptotically linear representation of $\hat{\tau}(x_1)$ is

$$\sqrt{nh_1^k}\{\hat{\tau}(x_1) - \tau(x_1)\}$$

$$\begin{aligned}
&= \frac{1}{\sqrt{nh_1^k}} \frac{1}{f(x_1)} \sum_{i=1}^n \{\Psi_2(X_i, Y_i, D_i) - \tau(x_1)\} K_1 \left(\frac{X_{1i} - x_1}{h_1} \right) + o_p(1) \\
&\xrightarrow{d} N \left(0, \frac{\|K_1\|_2^2 \sigma_{S,2}^2(x_1)}{f(x_1)} \right);
\end{aligned}$$

(3) when $X_1 \subset^{k-q} \beta_1^\top X$ and $X_1 \subset \beta_0^\top X$ with $s_4(2 - k/q) + k > 0$ and $0 < q \leq k$, the asymptotically linear representation of $\hat{\tau}(x_1)$ is

$$\begin{aligned}
&\sqrt{nh_1^k} \{\hat{\tau}(x_1) - \tau(x_1)\} \\
&= \frac{1}{\sqrt{nh_1^k}} \frac{1}{f(x_1)} \sum_{i=1}^n \{\Psi_3(X_i, Y_i, D_i) - \tau(x_1)\} K_1 \left(\frac{X_{1i} - x_1}{h_1} \right) + o_p(1) \\
&\xrightarrow{d} N \left(0, \frac{\|K_1\|_2^2 \sigma_{S,3}^2(x_1)}{f(x_1)} \right);
\end{aligned}$$

(4) when $X_1 \subset \beta_1^\top X$ and $X_1 \subset \beta_0^\top X$, the asymptotically linear representation of $\hat{\tau}(x_1)$ is

$$\begin{aligned}
&\sqrt{nh_1^k} \{\hat{\tau}(x_1) - \tau(x_1)\} \\
&= \frac{1}{\sqrt{nh_1^k}} \frac{1}{f(x_1)} \sum_{i=1}^n \{\Psi_4(X_i, Y_i, D_i) - \tau(x_1)\} K_1 \left(\frac{X_{1i} - x_1}{h_1} \right) + o_p(1) \\
&\xrightarrow{d} N \left(0, \frac{\|K_1\|_2^2 \sigma_{S,4}^2(x_1)}{f(x_1)} \right);
\end{aligned}$$

where

$$\begin{aligned}
\sigma_{S,1}^2(x_1) &= \sigma_O^2(x_1) = E[\{m_1(X) - m_0(X) - \tau(x_1)\}^2 | X_1 = x_1], \\
\sigma_{S,2}^2(x_1) &= E[\{\Psi_2(X, Y, D) - \tau(x_1)\}^2 | X_1 = x_1], \\
\sigma_{S,3}^2(x_1) &= E[\{\Psi_3(X, Y, D) - \tau(x_1)\}^2 | X_1 = x_1], \\
\sigma_{S,4}^2(x_1) &= E[\{\Psi_4(X, Y, D) - \tau(x_1)\}^2 | X_1 = x_1].
\end{aligned} \tag{7}$$

Remark 2. These results imply that the asymptotic behaviours of $\hat{\tau}(x_1)$ rely on whether X_1 is a subset of $\beta_t^\top X$ for $t = 0, 1$. Note that $X_1 \subset^{k-q} \beta_t^\top X$ implies that only $k - q$ elements of X_1 are also the $k - q$ linear combinations of $\beta_t^\top X$ for $t = 0, 1$. In this case, write $\beta_t^\top X$ as $\beta_t^\top X = (X_{1(1)}, \dots, X_{1(k-q)}, (\tilde{\beta}_t^\top X)^\top)^\top$ for $t = 0, 1$. Therefore, when $X_1 \subset^{k-q} \beta_t^\top X$ with $s_4(2 - k/q) + k > 0$ and $0 < q \leq k$, we should determine the intersection between X_1 and $\beta_t^\top X$, and then estimate β_t through estimating $\tilde{\beta}_t$ for $t = 0, 1$. It could be done by using partial sufficient dimension reduction (e.g. [Feng et al. \(2013\)](#)). As this is not the focus of this paper, we then assume that β_t can be estimated at the rate $1/\sqrt{n}$ of convergence. Obviously, the assumption $s_4(2 - k/q) + k > 0$ is

satisfied for $k = 1$.

Corollary 1. *We have*

$$\begin{aligned}\sigma_{S,1}^2(x_1) &= \sigma_P^2(x_1) = \sigma_O^2(x_1), \\ \sigma_{S,2}^2(x_1) &= \sigma_P^2(x_1) + E \left\{ \frac{\text{var}(Y_{(1)}|X)}{p(\beta_1^\top X)} \middle| X_1 = x_1 \right\} \geq \sigma_P^2(x_1) = \sigma_O^2(x_1), \\ \sigma_{S,3}^2(x_1) &= \sigma_P^2(x_1) + E \left\{ \frac{\text{var}(Y_{(0)}|X)}{1 - p(\beta_0^\top X)} \middle| X_1 = x_1 \right\} \geq \sigma_P^2(x_1) = \sigma_O^2(x_1), \\ \sigma_{S,4}^2(x_1) &= \sigma_P^2(x_1) + E \left\{ \left[\frac{\text{var}(Y_{(1)}|X)}{p(\beta_1^\top X)} + \frac{\text{var}(Y_{(0)}|X)}{1 - p(\beta_0^\top X)} \right] \middle| X_1 = x_1 \right\} \geq \sigma_P^2(x_1) = \sigma_O^2(x_1).\end{aligned}$$

Assume that $\text{var}(Y_{(t)}|X)$ is a measurable function with respect to $\beta_t^\top X$ for $t = 0, 1$. Then

$$E \left\{ \frac{\text{var}(Y_{(1)}|X)}{p(\beta_1^\top X)} \right\} \leq E \left\{ \frac{\text{var}(Y_{(1)}|X)}{p(X)} \right\}, \quad \text{and} \quad E \left\{ \frac{\text{var}(Y_{(0)}|X)}{1 - p(\beta_0^\top X)} \right\} \leq E \left\{ \frac{\text{var}(Y_{(0)}|X)}{1 - p(X)} \right\}.$$

Then

$$\begin{aligned}\sigma_O^2(x_1) = \sigma_P^2(x_1) &\leq \sigma_{S,2}^2(x_1) \leq \sigma_{S,4}^2(x_1) \leq \sigma_N^2(x_1), \\ \sigma_O^2(x_1) = \sigma_P^2(x_1) &\leq \sigma_{S,3}^2(x_1) \leq \sigma_{S,4}^2(x_1) \leq \sigma_N^2(x_1).\end{aligned} \tag{8}$$

Remark 3. *The results in the above corollary are based on some elementary calculations and the application of Theorem 3 of Luo et al. (2017). We then omit the detailed calculations. Based on these facts, SRCATE is more efficient than NRCATE in all cases, and less efficient than PRCATE and ORCATE in cases (2) to (4). In particular, SRCATE shares the same asymptotic distribution as PRCATE and ORCATE in case (1). Furthermore, SRCATE in case (4) is less efficient than cases (2) and (3).*

2.5 Further studies on NRCATE and SRCATE

Inspired by Theorem 4 about the importance of affiliation of X_1 to the set of arguments of the regression functions, we further investigate SRCATE and NRCATE in more general settings. The results are stated in the following.

Corollary 2. *Suppose that conditions (C1) through (C4) and (A1) through (A8) are satisfied. Assume that there is a given \tilde{X} such that $(Y_{(0)}, Y_{(1)}) \perp\!\!\!\perp X | \tilde{X}$ with $\tilde{X} \subset X$ and $X_1 \notin \tilde{X}$, when $X_1 \subset^{k-q} \beta_1^\top X$ and $X_1 \subset^{k-q} \beta_0^\top X$ with $s_4(2 - k/q) + k > 0$ and $0 < q \leq k$, then the four outcome regression-based CATE estimators share the same asymptotic distribution.*

Here, $\tilde{\sigma}_N^2(x_1) \equiv E[\{m_1(X) - m_0(X) - \tau(x_1)\}^2 | X_1 = x_1] = \sigma_P^2(x_1) = \sigma_O^2(x_1)$.

Remark 4. Much to our surprise, NRCATE can be asymptotically more efficient in this special case to share the same asymptotic variance of PRCATE. This shows the importance of covariate affiliation to the set of arguments of the regression function. This is a unique property for CATE as for ATE, this does not happen.

Corollary 3. In Theorem 3 and Theorem 4, if commonly used constraints on the bandwidths h_1 , h_2 and h_4 are replaced with

$\sqrt{nh_1^k} \left(h_2^s + \sqrt{\log(n)/nh_2^p} \right) = o(1)$ and $\sqrt{nh_1^k} \left(h_4^s + \sqrt{\frac{\log(n)}{nh_4^{\max\{r(0), r(1)\}}}} \right) = o(1)$ for some order s , NRCATE and SRCATE have the same asymptotic distribution as PRCATE and ORCATE.

Remark 5. As mentioned above, if we choose the bandwidth to satisfy the above conditions, NRCATE and SRCATE will share the same asymptotic efficiencies as PRCATE and ORCATE. It is obvious that the condition

$\sqrt{nh_1^k} \left(h_2^s + \sqrt{\log(n)/nh_2^p} \right) = o(1)$ and $\sqrt{nh_1^k} \left(h_4^s + \sqrt{\frac{\log(n)}{nh_4^{\max\{r(0), r(1)\}}}} \right) = o(1)$ are much stronger than the assumptions in Theorem 3 and Theorem 4. However, it is possible to choose such bandwidths if the regression casual effect function is sufficiently smooth such that high order kernel can be used. For details, see [Li and Racine \(2007\)](#) and [Zhou and Zhu, 2020](#). Therefore, we obtain that the ranking for the asymptotic efficiencies of four regression-based CATE estimators and four propensity score-based CATE estimators under the condition that $\sqrt{nh_1^k} \left(h_2^s + \sqrt{\log(n)/nh_2^p} \right) = o(1)$ and $\sqrt{nh_1^k} \left(h_4^s + \sqrt{\frac{\log(n)}{nh_4^{\max\{r(0), r(1)\}}}} \right) = o(1)$,

$$\underbrace{\text{ORCATE} = \text{PRCATE} = \text{SRCATE} = \text{NRCATE}}_{\text{regression-based CATE estimators}} \leq \underbrace{\text{NCATE} = \text{SCATE} = \text{PCATE} = \text{OCATE}}_{\text{IPW-based CATE estimators}}. \quad (9)$$

The equality occurs if and only if

$$E \left\{ \left[\frac{\text{var}(Y_{(1)}|X)}{p(X)} + \frac{\text{var}(Y_{(0)}|X)}{1-p(X)} + p(X)(1-p(X)) \left(\frac{m_1(X)}{p(X)} + \frac{m_0(X)}{1-p(X)} \right)^2 \right] \middle| X_1 = x_1 \right\} = 0.$$

In other words, regression based estimators are always more efficient than IPW-type estimators in this general setting.

On the other hand, the above investigations are mainly for theoretical studies, and in practice, we may avoid to choose those bandwidths as they are often very difficult to properly select otherwise, the estimators would perform worse.

3 Simulations

To verify our theoretical results, we in this section conduct simulation studies to compare the regression-based ORCATE, PRCATE, SRCATE, NRCATE estimators with IPW-based OCATE, PCATE, SCATE, NCATE estimators (Abrevaya et al., 2015). Set $p = \dim(X) \in \{2, 4\}$ to avoid the curse of dimensionality under nonparametric estimation. Based on our experience and the theoretical results, when p is large, NRCATE is very hard to implement. As well known, bandwidth selection plays an important role in the NW estimation. Hence, we first discuss this issue.

3.1 Bandwidth and kernel function selection

Note that ORCATE and PRCATE only involve one bandwidth h_1 used in the second step of the estimation procedure. We first check how to choose bandwidth sequences and kernel functions satisfying the conditions A1 - A7. To this end, consider

$$\begin{aligned} h_1 &= a_1 \cdot n^{-\frac{1}{k+2s_1-\delta_1}}, \quad a_1 > 0, \quad \delta_1 > 0, \\ h_2 &= a_2 \cdot n^{-\frac{1}{p+s_2+\delta_2}}, \quad a_2 > 0, \quad \delta_2 > 0, \\ h_4 &= a_3 \cdot n^{-\frac{1}{\max\{r(0), r(1)\}+s_4+\delta_3}}, \quad a_3 > 0, \quad \delta_3 > 0, \end{aligned} \tag{10}$$

where δ_1 , δ_2 and δ_3 can be selected as small as necessary or desired. It is clear that h_1 , h_2 and h_4 satisfy conditions A1, A2, A3, A5 and A6. To satisfy condition A4, we set the kernel orders as $s_2 = p$ and $p + 1$ for even and odd p respectively; and $s_1 = s_2 + 2$. To satisfy condition 7, under semiparametric dimension reduction structure, set $s_4 = \max\{r(0), r(1)\}$ and $= \max\{r(0), r(1)\} + 1$ respectively for even and odd $\max\{r(0), r(1)\}$. Based on the above values of s_1 , s_2 and s_4 , we verify th first parts of conditions A4 and A7. Next, consider the second parts of these two conditions. Note that when $s_2 \geq p$ and $s_4 \geq \max\{r(0), r(1)\}$,

$$-\frac{2s_2}{p+s_2} \leq -1, \quad \frac{2s_2+k}{2s_2+4+k} < 1, \quad -\frac{2s_4}{\max\{r(0), r(1)\}+s_4} \leq -1, \quad \frac{2s_4+k}{2s_1+k} < 1.$$

Then

$$-\frac{2s_2}{p+s_2} + \frac{2s_2+k}{2s_2+4+k} < 0, \quad -\frac{2s_4}{\max\{r(0), r(1)\}+s_4} + \frac{2s_4+k}{2s_1+k} < 0.$$

Therefore, $h_2^{2s_2} h_1^{-2s_2-k} \rightarrow 0$ and $h_4^{2s_4} h_1^{-2s_4-k} \rightarrow 0$. Invoking condition A3, $nh_1^k h_2^{2s_2} = nh_1^{2s_1+k} h_2^{2s_2} h_1^{-2s_1} \rightarrow 0$ when $h_2^{2s_2} h_1^{-2s_1} \rightarrow 0$. Since δ_1 , δ_2 and δ_3 can be arbitrarily small,

we get, because $-s_2/(s_2 + p) \leq -1/2$ and $(s_2 + 2)/(2s_2 + 4 + k) < 1/2$,

$$-\frac{s_2}{s_2 + p} + \frac{s_2 + 2}{2s_2 + 4 + k} < 0.$$

Thus, condition A4 is satisfied. Similarly, together with condition A6, condition A7 can also be satisfied, which has $nh_1^k h_4^{2s_4} \rightarrow 0$ by

$$-\frac{s_4}{\max\{r(0), r(1)\} + s_4} + \frac{s_4}{2s_4 + k} < 0.$$

3.2 Model setting

To examine the finite sample performances of the CATE estimators, consider the following three models:

$$\text{Model 1: } Y_{(0)} = 0, \quad Y_{(1)} = X_1^2 + X_2 + \epsilon_1, \quad p_1(X) = \frac{\exp(X_1 + X_2)}{1 + \exp(X_1 + X_2)}.$$

$$\text{Model 2: } Y_{(0)} = 0, \quad Y_{(1)} = X_1 + X_2 + X_3 + X_4 + \epsilon_2, \quad p_2(X) = \frac{\exp\{0.5(X_1 + X_2 + X_3 + X_4)\}}{1 + \exp\{0.5(X_1 + X_2 + X_3 + X_4)\}}.$$

$$\text{Model 3: } Y_{(0)} = 0, \quad Y_{(1)} = X_2 + X_3 + \epsilon_3, \quad p_3(X) = \frac{\exp\{X_2 + X_3\}}{1 + \exp\{X_2 + X_3\}}.$$

Model 1 is a model with the dimensions 2 and 0 of the central mean subspaces for the treatment and control groups; Model 2 is used to verify Theorem 4. Model 3 is set to justify the theory in Corollary 2. The dimensions of central mean subspaces for the treatment and control group are 1 and 0 in Models 2 and 3. For Model 1, $X = (X_1, X_2)^\top$ is generated by

$$X_1 \sim U(-0.5, 0.5), \quad X_2 = (1 + 2X_1)^2 + \zeta,$$

where $\zeta \sim U(-0.5, 0.5)$, $\epsilon_1 \sim N(0, 0.25^2)$. For Model 2, we generate $X = (X_1, X_2, X_3, X_4)^\top$ by

$$\begin{aligned} X_1 &\sim U(-0.5, 0.5), & X_2 &= 1 + X_1^2 + \zeta_1, \\ X_3 &= (1 + X_1)^2 + \zeta_2, & X_4 &= (-1 + X_1)^2 + \zeta_3, \end{aligned}$$

where $\zeta_j \stackrel{iid}{\sim} U(-0.5, 0.5)$, $\epsilon_2 \sim N(0, 0.25^2)$, $j = 1, 2, 3$. In Model 3, $X = (X_1, X_2, X_3)^\top$ are given by

$$X_1 \sim U(-0.5, 0.5), \quad X_2 = 1 + X_1^2 + \vartheta_1, \quad X_3 = (1 + X_1) * (-1 + X_1) + \vartheta_2,$$

where $\vartheta_j \stackrel{iid}{\sim} U(-0.5, 0.5)$, $\epsilon_3 \sim N(0, 0.25^2)$, $j = 1, 2$.

The sample size is taken to be respectively $n = 200$ and $n = 500$ and the replication time is 500. Let $T(x_1) = \sqrt{(nh_1)}[\hat{\tau}(x_1) - \tau(x_1)]$, we report the estimated standard deviation (SD) of $T(x_1)$, the BIAS of $T(x_1)$ and the MSE of $T(x_1)$. For the bandwidth

selection described in Subsection 3.1, we have the following selections.

a). For Model 1 as $p = 2$, equation (10) gives $s_1 = 4$, $s_2 = 2$, and $s_4 = 2$. We then choose $h_1 = a_1 \cdot n^{-\frac{1}{9}}$ for $a_1 = 0.05$, $h_2 = a_2 \cdot n^{-\frac{1}{4}}$ for $a_2 \in \{0.5, 0.4\}$, $h_4 = a_3 \cdot n^{-\frac{1}{4}}$ for $a_3 \in \{0.4, 0.45, 0.5\}$. Here, a_1 , a_2 and a_3 are called baselines.

b). For Model 2, as $p = 4$, $h_1 = a_1 \cdot n^{-\frac{1}{13}}$ for $a_1 = 0.02$, $h_2 = a_2 \cdot n^{-\frac{1}{8}}$ for $a_2 \in \{0.15, 0.16, 0.18, 0.2\}$, $h_4 = a_3 \cdot n^{-\frac{1}{3}}$ for $a_3 \in \{0.1, 0.13, 0.15\}$.

c). For Model 3, as $p = 3$, then $h_1 = a_1 \cdot n^{-\frac{1}{13}}$ for $a_1 = 0.02$, $h_2 = a_2 \cdot n^{-\frac{1}{8}}$ for $a_2 \in \{0.18, 0.2\}$, $h_4 = a_3 \cdot n^{-\frac{1}{3}}$ for $a_3 \in \{0.15, 0.16, 0.17\}$.

To make the simulation results more accessible, we tubulate the results in Tables 1-3 and some results in Appendix, as well as plot the SDs of all estimators divided by the SD of NRCATE to show the relative efficiency in Figures 1-3. We choose a Gaussian kernel and derive higher order kernels from it.

Table 1: The distribution of $\sqrt{nh_1}[\hat{\tau}(x_1) - \tau(x_1)]$ for model 1

		n=200								n=500							
	x_1	OR	PR	SR	NR	N	S	P	O	OR	PR	SR	NR	N	S	P	O
panel1		$h_1 = 0.05n^{-1/9}, h_4 = 0.6n^{-1/4}, h_2 = 0.5n^{-1/4}$															
SD	-0.4	0.187	0.221	0.218	0.213	0.363	0.375	0.397	0.399	0.191	0.222	0.214	0.217	0.386	0.395	0.415	0.419
	-0.2	0.203	0.217	0.210	0.215	0.381	0.390	0.399	0.405	0.182	0.192	0.179	0.195	0.349	0.357	0.367	0.368
	0	0.193	0.201	0.213	0.213	0.446	0.467	0.471	0.480	0.192	0.202	0.211	0.213	0.404	0.415	0.453	0.466
	0.2	0.196	0.204	0.238	0.236	0.430	0.440	0.468	0.496	0.195	0.204	0.230	0.227	0.410	0.420	0.453	0.479
	0.4	0.197	0.213	0.241	0.239	0.394	0.415	0.443	0.437	0.200	0.225	0.243	0.241	0.392	0.395	0.443	0.446
BIAS	-0.4	-0.001	0.000	-0.046	-0.004	0.012	0.032	0.017	0.024	0.006	-0.008	-0.123	-0.023	-0.025	0.004	-0.007	-0.011
	-0.2	0.016	0.013	0.102	0.067	-0.007	0.008	0.008	0.015	0.002	0.000	0.123	0.057	-0.026	-0.010	-0.016	-0.014
	0	-0.018	-0.022	0.004	0.003	-0.034	-0.017	-0.021	-0.010	0.003	0.006	0.052	0.034	-0.017	-0.002	0.002	0.015
	0.2	0.001	0.001	0.003	0.008	0.010	0.048	0.003	0.014	-0.016	-0.013	-0.006	-0.001	0.003	0.009	0.013	0.021
	0.4	-0.001	0.006	-0.005	-0.006	0.028	0.063	0.034	0.024	0.006	0.002	-0.009	-0.008	0.043	0.043	0.010	0.000
MSE	-0.4	0.035	0.049	0.049	0.045	0.132	0.142	0.158	0.160	0.037	0.049	0.061	0.048	0.149	0.156	0.172	0.176
	-0.2	0.041	0.047	0.054	0.051	0.145	0.152	0.159	0.165	0.033	0.037	0.047	0.041	0.123	0.128	0.135	0.135
	0	0.038	0.041	0.045	0.046	0.200	0.219	0.222	0.230	0.037	0.041	0.047	0.047	0.164	0.172	0.205	0.217
	0.2	0.038	0.042	0.057	0.056	0.185	0.196	0.219	0.246	0.038	0.042	0.053	0.052	0.168	0.176	0.206	0.230
	0.4	0.039	0.046	0.058	0.057	0.156	0.177	0.198	0.191	0.040	0.051	0.059	0.058	0.156	0.158	0.196	0.199
panel2		$h_1 = 0.05n^{-1/9}, h_4 = 0.5n^{-1/4}, h_2 = 0.5n^{-1/4}$															
SD	-0.4	0.197	0.227	0.221	0.212	0.355	0.371	0.386	0.378	0.184	0.225	0.223	0.224	0.382	0.393	0.404	0.413
	-0.2	0.177	0.191	0.191	0.196	0.351	0.352	0.377	0.380	0.189	0.201	0.192	0.206	0.376	0.391	0.401	0.404
	0	0.185	0.199	0.206	0.207	0.445	0.453	0.471	0.480	0.186	0.200	0.200	0.202	0.412	0.417	0.454	0.465
	0.2	0.197	0.201	0.229	0.225	0.457	0.463	0.508	0.542	0.202	0.209	0.230	0.228	0.446	0.459	0.492	0.514
	0.4	0.208	0.229	0.254	0.253	0.388	0.393	0.417	0.440	0.195	0.212	0.236	0.234	0.379	0.378	0.417	0.434
BIAS	-0.4	0.007	0.007	-0.060	-0.004	-0.014	0.011	0.008	0.002	-0.004	-0.014	-0.150	-0.034	-0.047	-0.017	-0.028	-0.029
	-0.2	0.010	0.008	0.095	0.068	-0.029	-0.013	-0.009	-0.014	0.011	0.005	0.127	0.062	0.006	0.022	0.026	0.025
	0	0.014	0.010	0.044	0.041	-0.007	0.006	-0.002	0.000	0.007	0.005	0.058	0.040	-0.010	-0.002	-0.007	0.000
	0.2	0.007	0.001	0.000	0.004	-0.017	0.003	-0.014	-0.007	-0.012	-0.010	-0.001	0.000	-0.017	-0.013	-0.016	-0.009
	0.4	-0.001	-0.008	-0.018	-0.023	0.014	0.029	0.007	-0.006	0.027	0.032	0.021	0.019	0.064	0.066	0.049	0.043
MSE	-0.4	0.039	0.051	0.052	0.045	0.126	0.138	0.149	0.143	0.034	0.051	0.072	0.052	0.148	0.155	0.164	0.172
	-0.2	0.031	0.037	0.046	0.043	0.124	0.124	0.142	0.145	0.036	0.040	0.053	0.046	0.141	0.153	0.162	0.164
	0	0.034	0.040	0.044	0.045	0.198	0.205	0.222	0.230	0.035	0.040	0.043	0.043	0.170	0.174	0.206	0.216
	0.2	0.039	0.040	0.052	0.051	0.209	0.214	0.258	0.294	0.041	0.044	0.053	0.052	0.199	0.211	0.242	0.265
	0.4	0.043	0.053	0.065	0.064	0.151	0.155	0.174	0.194	0.039	0.046	0.056	0.055	0.148	0.148	0.176	0.190

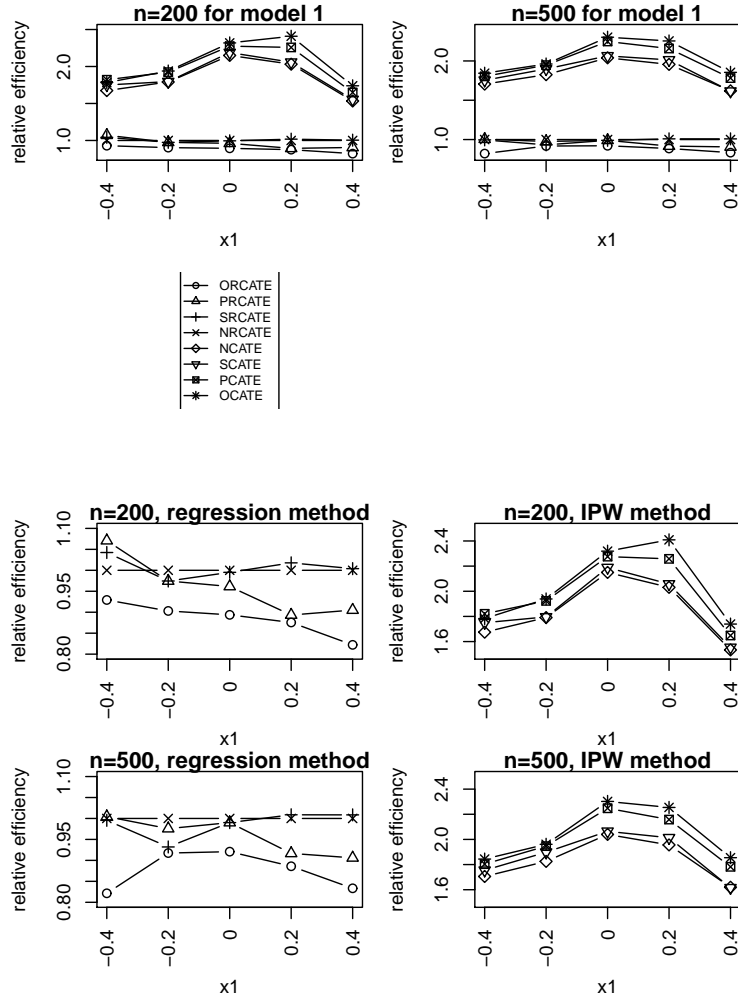


Figure 1: Relative efficiency of the CATE estimators against NRCATE for Model 1, which are based the results in panel2 of Table 1.

3.3 Simulation results

The observations are as follows.

First, it is reasonable that larger sample size results in smaller SD and MSE to show the estimation consistency. The dimension of X also effects the estimation performance. When p increases to 4 from 2, both SD and MSE obviously increase particularly when $n = 500$.

Second, the comparisons show the significant advantage of outcome regression-based estimation over IPW-based estimation. Even though in theory, NRCATE is asymptotically equivalent to NCATE, the difference on the estimation efficiency is still very significant. All tables and figures obviously indicate this: all IPW-based estimators have

much larger SD than all regression-based estimators.

Third, as discussed before, the performances of NRCATE and SRCATE are highly associated with the affiliation of the given covariates to the set of arguments of the outcome regression. This finding can also be confirmed in Tables 2 and 3 and Figures 2 and 3. In Model 2, $X_1 \subset^{k-q} \beta_1^\top X$ and $X_1 \subset^{k-q} \beta_0^\top X$ with $k = 1$ and $q = 0$, thus in theory, SRCATE shares the same asymptotic variance as PRCATE and ORCATE and is more efficient than NRCATE. From Table 2 and Figure 2, we can see that the SDs of SRCATE are similar to those of PRCATE and ORCATE, which are smaller than that of NRCATE. In Model 3, $X_1 \not\subseteq \tilde{X} = (X_2, X_3)^\top$. the asymptotic efficiencies are equivalent in theory and its SDs in Table 3 are similar to, even slightly smaller than, the others. In this case, all outcome regression-based estimations have smaller SDs than all IPW-based estimations. Figure 3 obviously tells this.

Table 2: The distribution of $\sqrt{nh_1}[\hat{\tau}(x_1) - \tau(x_1)]$ for model 2

		n=200								n=500							
	x_1	OR	PR	SR	NR	N	S	P	O	OR	PR	SR	NR	N	S	P	O
panel1		$h_1 = 0.02n^{-1/9}, h_4 = 0.15n^{-1/4}, h_2 = 0.15n^{-1/4}$															
SD	-0.4	0.384	0.390	0.403	0.410	1.023	1.166	1.151	1.156	0.354	0.358	0.375	0.395	0.983	1.122	1.106	1.106
	-0.2	0.367	0.370	0.380	0.419	1.035	1.205	1.200	1.200	0.354	0.354	0.362	0.380	0.969	1.132	1.104	1.116
	0	0.366	0.369	0.385	0.415	0.981	1.159	1.151	1.140	0.385	0.388	0.399	0.414	0.965	1.128	1.087	1.091
	0.2	0.374	0.376	0.395	0.417	0.992	1.180	1.137	1.129	0.364	0.365	0.370	0.388	1.008	1.141	1.103	1.126
	0.4	0.397	0.404	0.430	0.427	1.037	1.186	1.139	1.129	0.362	0.365	0.384	0.407	1.067	1.250	1.190	1.199
BIAS	-0.4	0.014	0.009	0.056	0.031	-0.692	-0.134	0.048	0.051	-0.017	-0.014	0.082	-0.003	-1.069	-0.201	-0.010	-0.010
	-0.2	0.015	0.012	0.043	0.021	-0.778	-0.207	-0.042	-0.034	0.010	0.012	0.050	0.016	-1.038	-0.198	-0.014	0.001
	0	-0.005	-0.008	-0.012	-0.001	-0.782	-0.191	-0.023	-0.027	-0.025	-0.025	-0.034	-0.011	-1.107	-0.243	-0.082	-0.074
	0.2	0.004	0.004	-0.021	0.005	-0.652	-0.047	0.062	0.063	0.017	0.015	-0.034	0.020	-1.059	-0.158	-0.058	-0.055
	0.4	0.002	0.003	-0.036	0.002	-0.578	0.045	0.103	0.091	0.020	0.016	-0.053	0.005	-0.905	0.049	0.026	0.000
MSE	-0.4	0.148	0.152	0.166	0.169	1.525	1.378	1.328	1.338	0.125	0.128	0.147	0.156	2.109	1.299	1.224	1.224
	-0.2	0.135	0.137	0.146	0.176	1.676	1.494	1.443	1.441	0.125	0.126	0.133	0.145	2.015	1.321	1.220	1.246
	0	0.134	0.136	0.148	0.173	1.574	1.380	1.324	1.301	0.149	0.151	0.161	0.171	2.158	1.331	1.189	1.195
	0.2	0.140	0.141	0.157	0.174	1.408	1.394	1.296	1.279	0.133	0.134	0.138	0.151	2.137	1.326	1.219	1.272
	0.4	0.158	0.163	0.187	0.183	1.410	1.410	1.307	1.283	0.131	0.133	0.150	0.166	1.957	1.566	1.417	1.437
panel2		$h_1 = 0.02n^{-1/9}, h_4 = 0.16n^{-1/4}, h_2 = 0.1n^{-1/4}$															
SD	-0.4	0.385	0.392	0.397	0.440	1.066	1.266	1.236	1.244	0.375	0.379	0.385	0.418	0.946	1.125	1.066	1.095
	-0.2	0.386	0.387	0.389	0.430	0.992	1.159	1.172	1.176	0.357	0.361	0.370	0.397	0.937	1.116	1.083	1.102
	0	0.379	0.384	0.387	0.411	1.031	1.227	1.203	1.213	0.387	0.388	0.399	0.420	0.933	1.118	1.103	1.095
	0.2	0.388	0.387	0.403	0.443	1.089	1.254	1.225	1.247	0.375	0.376	0.383	0.407	1.028	1.198	1.161	1.177
	0.4	0.376	0.379	0.392	0.411	1.056	1.238	1.143	1.175	0.362	0.366	0.385	0.411	1.047	1.197	1.126	1.174
BIAS	-0.4	0.014	0.011	0.054	0.029	-0.836	-0.207	-0.011	-0.014	0.003	0.003	0.096	0.004	-1.234	-0.182	0.008	0.002
	-0.2	-0.010	-0.013	0.017	0.023	-0.879	-0.262	-0.073	-0.060	0.005	0.005	0.044	0.009	-1.200	-0.133	0.049	0.056
	0	0.038	0.035	0.030	0.038	-0.860	-0.192	-0.080	-0.041	-0.003	-0.002	-0.012	0.001	-1.251	-0.144	-0.024	-0.017
	0.2	0.028	0.028	0.005	0.041	-0.715	-0.046	0.060	0.090	-0.011	-0.010	-0.058	-0.001	-1.231	-0.133	-0.057	-0.042
	0.4	0.009	0.007	-0.034	0.000	-0.746	-0.056	-0.030	-0.017	-0.019	-0.018	-0.089	-0.010	-1.125	-0.004	-0.031	-0.015
MSE	-0.4	0.148	0.154	0.161	0.194	1.836	1.646	1.529	1.548	0.140	0.144	0.157	0.174	2.418	1.299	1.137	1.199
	-0.2	0.149	0.150	0.151	0.186	1.756	1.411	1.378	1.387	0.128	0.131	0.139	0.157	2.319	1.262	1.176	1.218
	0	0.145	0.148	0.151	0.171	1.803	1.542	1.454	1.474	0.150	0.151	0.159	0.177	2.436	1.271	1.217	1.200
	0.2	0.151	0.151	0.162	0.198	1.696	1.575	1.503	1.562	0.140	0.141	0.150	0.165	2.573	1.453	1.350	1.386
	0.4	0.142	0.144	0.155	0.169	1.673	1.535	1.308	1.380	0.132	0.134	0.156	0.169	2.362	1.433	1.269	1.378

4 Empirical applications

In this section, we apply SRCATE, as the dimensionality ($p = 15$) of X is high, to analyse the ACTG 175 data set that can be obtained from the R package speff2trial. This data set was collected from a randomized clinical trial that evaluated treatment effect when

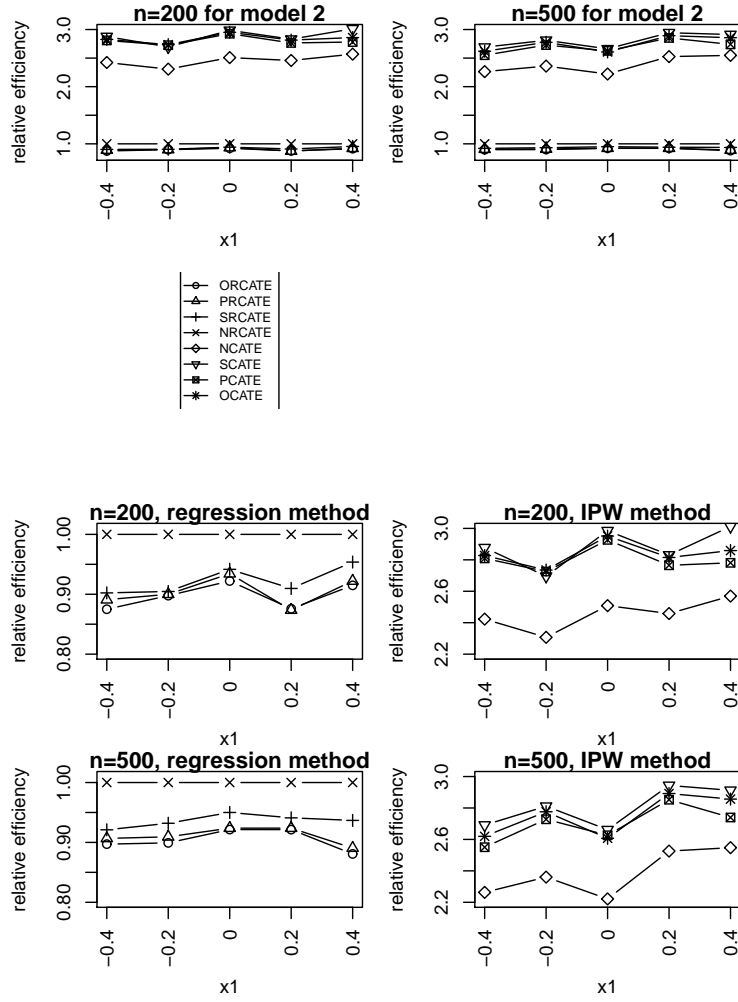


Figure 2: Relative efficiency of the CATE estimators against NRCATE for Model 2, which are based the results in panel2 of Table 2.

either one or two therapies were used for HIV-infected adults; see [Hammer et al. \(1996\)](#); [Song and Ma \(2008\)](#) for more details. As discussed before, our goal is to explore the heterogeneity of this treatment effect across subpopulations. Take *age* as X_1 to check how the expected pesticide effect changes with *age*.

A very brief description about the data set is as follows. The outcome here is CD4 T cell count at baseline and the treatment indicator variable D is a binary variable. $D = 0$ means receiving zidovudine only and $D = 1$ means receiving two therapies simultaneously. As documented by a number of authors, we take $Y = \log_{10}(\text{CD4})$ and delete some infinite value after logarithmic transformation, then the number of observations is $n = 2136$. Further, to guarantee the unconfoundedness assumption, X consists of the following 15 covariates: the pidnum (patient’s ID number); age (age in years at baseline); wtkg (weight in kg at baseline); hemo (hemophilia); homo (homosexual activity); drugs

Table 3: The distribution of $\sqrt{nh_1}[\hat{\tau}(x_1) - \tau(x_1)]$ for model 3

		n=200								n=500							
	x_1	OR	PR	SR	NR	N	S	P	O	OR	PR	SR	NR	N	S	P	O
panel1		$h_1 = 0.02n^{-1/9}, h_4 = 0.2n^{-1/4}, h_2 = 0.16n^{-1/4}$															
SD	-0.4	0.327	0.328	0.330	0.322	0.498	0.505	0.538	0.546	0.282	0.286	0.287	0.280	0.481	0.494	0.492	0.495
	-0.2	0.308	0.310	0.314	0.310	0.481	0.480	0.535	0.530	0.285	0.286	0.287	0.282	0.471	0.474	0.488	0.486
	0	0.301	0.301	0.306	0.296	0.452	0.467	0.514	0.505	0.287	0.289	0.294	0.285	0.479	0.478	0.506	0.512
	0.2	0.316	0.319	0.327	0.317	0.485	0.500	0.516	0.516	0.317	0.317	0.323	0.314	0.493	0.492	0.504	0.500
	0.4	0.290	0.291	0.301	0.298	0.485	0.509	0.514	0.520	0.297	0.298	0.299	0.290	0.476	0.486	0.493	0.490
BIAS	-0.4	-0.016	-0.021	-0.023	-0.037	-0.067	-0.048	-0.031	-0.031	-0.008	-0.009	-0.012	-0.032	-0.045	-0.038	-0.014	-0.014
	-0.2	0.006	0.003	0.007	0.022	0.016	0.021	0.007	0.009	0.002	0.000	0.001	0.019	0.015	0.024	0.010	0.010
	0	-0.002	-0.004	0.001	0.024	0.039	0.034	0.011	0.010	-0.011	-0.013	-0.007	0.022	0.027	0.042	0.000	-0.002
	0.2	0.004	0.001	0.007	0.015	-0.012	-0.008	-0.015	-0.020	0.009	0.008	0.009	0.024	0.012	0.021	0.005	0.003
	0.4	0.010	0.005	0.001	-0.017	-0.066	-0.043	-0.026	-0.027	-0.005	-0.006	-0.010	-0.026	-0.062	-0.061	-0.038	-0.040
MSE	-0.4	0.107	0.108	0.109	0.105	0.252	0.257	0.290	0.299	0.080	0.082	0.083	0.080	0.234	0.245	0.243	0.245
	-0.2	0.095	0.096	0.098	0.097	0.231	0.231	0.287	0.281	0.081	0.082	0.082	0.080	0.222	0.225	0.238	0.236
	0	0.090	0.091	0.093	0.088	0.206	0.219	0.265	0.255	0.082	0.084	0.087	0.082	0.230	0.231	0.256	0.262
	0.2	0.100	0.102	0.107	0.101	0.236	0.250	0.267	0.267	0.100	0.101	0.104	0.099	0.243	0.242	0.254	0.250
	0.4	0.084	0.085	0.091	0.089	0.240	0.261	0.265	0.271	0.088	0.089	0.090	0.085	0.230	0.240	0.244	0.242
panel2		$h_1 = 0.02n^{-1/9}, h_4 = 0.18n^{-1/4}, h_2 = 0.17n^{-1/4}$															
SD	-0.4	0.329	0.334	0.337	0.324	0.498	0.497	0.515	0.522	0.284	0.288	0.291	0.283	0.490	0.497	0.505	0.510
	-0.2	0.304	0.308	0.314	0.301	0.432	0.441	0.464	0.453	0.297	0.301	0.307	0.295	0.479	0.473	0.499	0.498
	0	0.314	0.319	0.325	0.303	0.486	0.485	0.545	0.540	0.317	0.317	0.321	0.309	0.484	0.474	0.510	0.512
	0.2	0.301	0.308	0.314	0.298	0.462	0.467	0.499	0.500	0.292	0.293	0.292	0.284	0.464	0.463	0.482	0.483
	0.4	0.302	0.306	0.313	0.296	0.503	0.510	0.525	0.525	0.293	0.298	0.301	0.289	0.472	0.485	0.477	0.479
BIAS	-0.4	-0.021	-0.016	-0.019	-0.027	-0.042	-0.036	-0.009	-0.010	0.000	0.002	0.000	-0.019	0.007	-0.002	0.032	0.034
	-0.2	0.004	0.007	0.015	0.029	0.019	0.029	0.012	0.008	-0.015	-0.011	-0.011	0.007	0.008	0.021	-0.002	-0.001
	0	-0.012	-0.011	-0.009	0.014	-0.007	0.000	-0.042	-0.045	0.006	0.010	0.012	0.046	0.021	0.039	-0.006	-0.002
	0.2	0.022	0.023	0.032	0.039	0.037	0.048	0.036	0.035	0.004	0.008	0.009	0.028	0.014	0.025	0.005	0.008
	0.4	-0.023	-0.020	-0.022	-0.034	-0.040	-0.027	-0.009	-0.012	0.003	0.006	0.007	-0.019	-0.004	-0.006	0.016	0.020
MSE	-0.4	0.109	0.112	0.114	0.106	0.250	0.248	0.265	0.272	0.080	0.083	0.085	0.081	0.240	0.247	0.256	0.261
	-0.2	0.093	0.095	0.099	0.091	0.187	0.196	0.216	0.206	0.088	0.091	0.094	0.087	0.229	0.224	0.249	0.248
	0	0.099	0.102	0.106	0.092	0.236	0.235	0.299	0.293	0.101	0.101	0.103	0.097	0.234	0.226	0.260	0.262
	0.2	0.091	0.095	0.100	0.090	0.215	0.221	0.250	0.251	0.085	0.086	0.085	0.082	0.215	0.215	0.232	0.234
	0.4	0.092	0.094	0.098	0.089	0.255	0.261	0.276	0.276	0.086	0.089	0.091	0.084	0.223	0.235	0.228	0.230

(history of intravenous drug use); karnof (Karnofsky score); oprior (non-zidovudine antiretroviral therapy prior to initiation of study treatment); zprior (zidovudine use prior to treatment initiation); preanti (number of days of previously received antiretroviral therapy); race; gender; str2 (antiretroviral history); offtrt (indicator of off-treatment before 96pm5 weeks); days (number of days until the first occurrence of: (i) a decline in CD4 T cell count of at least 50 (ii) an event indicating progression to AIDS, or (iii) death).

We now estimate CATE in the interval between 20 and 57 to avoid the boundary effect when nonparametric estimation method is involved. This range is about from 0.025 quantile to 0.975 quantile of the data. To apply SRCATE, we use the sufficient dimension reduction developed by [Xia et al. \(2002\)](#), which is now known to be MAVE to estimate the projection matrices β_1 and β_0 , and the associated dimensions. The results are $r(1) = 2$ and $r(0) = 3$. From these, we then have $s_4 = \max\{r(1), r(0)\} + 1 = 4$ and $h_4 = \hat{\sigma}_r n^{-1/7}$ and $h = \hat{\sigma}_1 n^{-1/31}$, where $\hat{\sigma}_r = \sqrt{\text{var}(\beta_0^\top X)}$, $\hat{\beta}_0$ is the estimated projection and $\hat{\sigma}_1 = 2\sqrt{\text{var}(X_1)}$. Similar to the simulation studies, Gaussian kernel is used.

Figure 4 shows, as a function of *age*, the curve of estimated CATE. Note that the curve is much above zero. In other words, receiving two therapies simultaneously has a much better treatment effect than receiving only one (zidovudine). [Song and Ma \(2008\)](#)

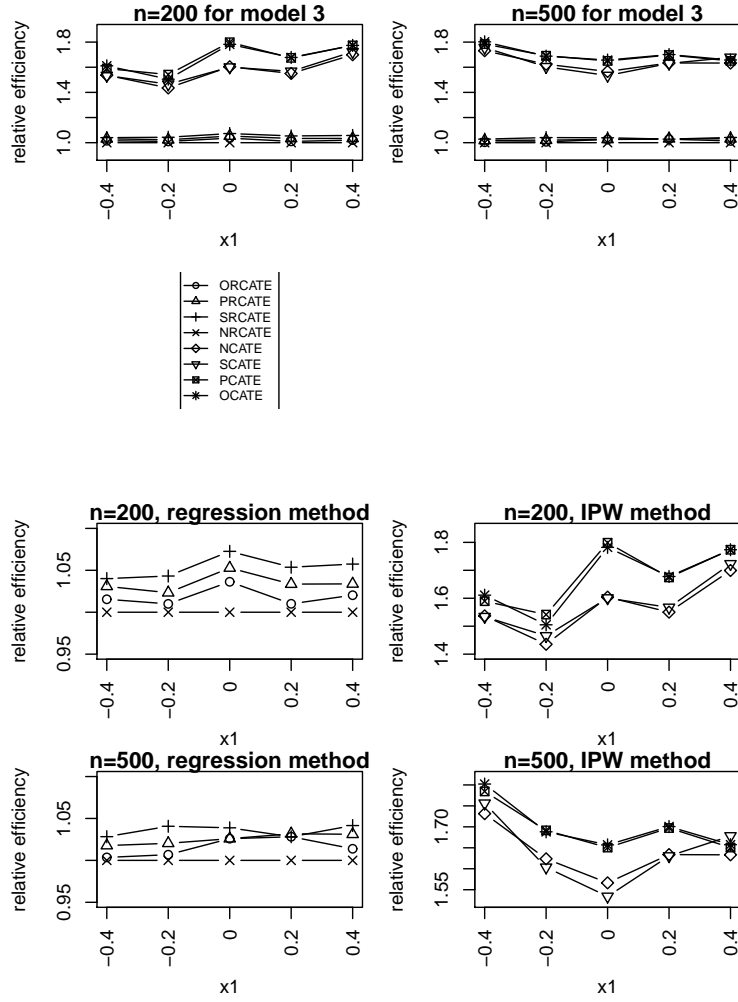


Figure 3: Relative efficiency of the CATE estimators against NRCATE for Model 3, which are based the results in panel2 of Table 3.

also obtained this conclusion. But the investigation on the heterogeneity shows that the treatment effect is influenced by *age*. As shown in Figure 4, before the age of 30, receiving two therapies leads to the immunity rise. After that, the advantage of this treatment is gradually weakened. Thus, such a treatment seems more useful for patients whose ages are around 30.

5 Conclusion

In this paper, we propose four regression-based estimators of CATE, aimed to capture the heterogeneity of a treatment effect across subpopulations. The systematic investigation shows the important factors that affect the asymptotic behaviours of the estimators:

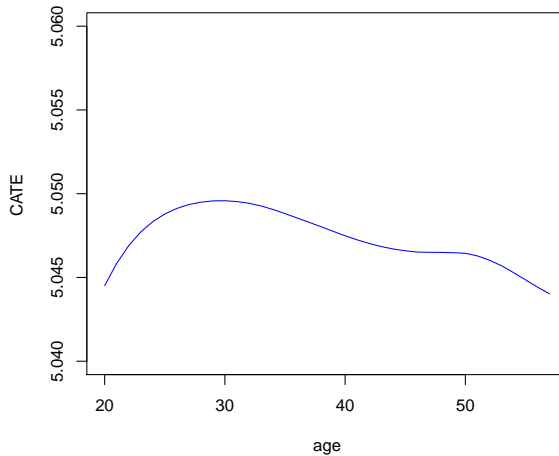


Figure 4: Conditional average treatment effect curves over age

the convergence rates of the outcome regression functions and the affiliation of the given covariates to the set of arguments of the outcome regression functions. Further, any regression-based estimation can be asymptotically more efficient than any propensity score-based estimation, and can at most achieve the asymptotic efficiency of nonparametric regression-based estimation in some cases. These results can give a relatively complete profile of propensity score-based and regression-based estimation for CATE. From the research, semiparametric regression-based estimation (SRCATE) is worth of recommendation as it can avoid model misspecification as well as the curse of dimensionality when some dimension reduction and feature selection approaches are combined. see [Luo et al. \(2017\)](#) and [Ma et al. \(2019\)](#). In this paper, we only discuss the cases with correctly specified models. When the model is misspecified globally, further topics are about the asymptotic bias. Here global misspecification means that the assumed model is not convergent to the underlying model. If it is convergent, we call it local misspecification. Thus, we will check at which rate of convergence, the asymptotic bias vanishes and then also study its asymptotic efficiency. Another topic is about double robust estimation as it can greatly avoid model misspecification. The research is ongoing.

6 Appendix

Give some notations first.

- (1) C and M stand for two generic bounded constants, Ξ is the σ -field generated by X_{11}, \dots, X_{1n} .

- (2) $\epsilon_{ti} = Y_i - E(Y_{(t)}|X_i)$, $\tau_t(x_1) = E[E\{Y|D = t, X\}|X_1 = x_1]$, $Z^t = \beta_t^\top X$ for $t = 0, 1$ and $i = 1, \dots, n$.
- (3) Write $K_1\left(\frac{X_{1i}-X_1}{h_1}\right)$ as $K_{1h}(X_{1i})$; $K_2\left(\frac{X_i-X_j}{h_2}\right)$ as $K_{2h}(X_i - X_j)$, and $K_{4h}(Z_i - Z_j)$ as $K_4\left(\frac{Z_i-Z_j}{h_4}\right)$.

In the two-step estimation procedure for CATE, the second step involves, for $i = 1, \dots, n$, the quantities:

$$\widehat{K}_{1h}(X_{1i}) = \sum_{j:j \neq i} w_{ij} K_{1h}(X_{1j}).$$

We call it the estimator of $K_{1h}(X_{1j})$. In different circumstances, w_{ij} can be different. Take NRCATE as an example, and write w_{ij} as w_{ij}^N :

$$w_{ij}^N = \frac{\frac{1}{nh_2^p} K_{2h}(X_i - X_j)}{\frac{1}{nh_2^p} \sum_{i=1}^n K_{2h}(X_i - X_j) \mathbf{1}(D_i = 1)}$$

that depends on X_1, \dots, X_n only.

Lemma 1. *Given assumptions (C1) - (C4) in Subsection 2.1 and (A1) - (A4) in Subsections 2.2-2.3,*

$$|w_{ij}^N - w_{ji}^N| = \frac{O_p(h_2)}{nh_2^p} |K_{2h}(X_i - X_j)|, \quad (\text{A.1})$$

PROOF OF LEMMA 1. By assumption (A2), $w_{ij}^N = w_{ji}^N = 0$ for $\|X_j - X_i\|_\infty > h_2$ (Abrevaya et al., 2015). Suppose that $\|X_j - X_i\|_\infty \leq h_2$. For all j , we define

$$\widehat{f}(X_j) = \frac{1}{nh_2^p} \sum_{i:i \neq j}^n K_{2h}(X_i - X_j).$$

It is clear that

$$\begin{aligned} w_{ij}^N &= \frac{\frac{1}{nh_2^p} K_{2h}(X_i - X_j)}{\frac{1}{nh_2^p} \sum_{i=1}^n K_{2h}(X_i - X_j) \mathbf{1}(D_i = 1)} = \frac{\frac{1}{nh_2^p} K_{2h}(X_i - X_j)}{\frac{1}{nh_2^p} \sum_{i=1}^n K_{2h}(X_i - X_j)} \times \frac{\frac{1}{nh_2^p} \sum_{i=1}^n K_{2h}(X_i - X_j)}{\frac{1}{nh_2^p} \sum_{i=1}^n K_{2h}(X_i - X_j) \mathbf{1}(D_i = 1)} \\ &= \frac{\frac{1}{nh_2^p} K_{2h}(X_i - X_j)}{\widehat{f}(X_j) \widehat{p}(X_j)}. \end{aligned} \quad (\text{A.2})$$

Then we have

$$\begin{aligned}
& |w_{ij}^N - w_{ji}^N| \\
&= \frac{1}{nh_2^p} \left| \frac{K_{2h}(X_i - X_j)}{\widehat{p}(X_j)\widehat{f}(X_j)} - \frac{K_{2h}(X_j - X_i)}{\widehat{p}(X_i)\widehat{f}(X_i)} \right| = \frac{1}{nh_2^p} |K_{2h}(X_i - X_j)| \left| \frac{1}{\widehat{p}(X_j)\widehat{f}(X_j)} - \frac{1}{\widehat{p}(X_i)\widehat{f}(X_i)} \right| \\
&\leq \frac{1}{nh_2^p} |K_{2h}(X_i - X_j)| \left\{ \left| \frac{1}{\widehat{p}(X_j)\widehat{f}(X_j)} - \frac{1}{p(X_j)f(X_j)} \right| + \left| \frac{1}{\widehat{p}(X_i)\widehat{f}(X_i)} - \frac{1}{p(X_i)f(X_i)} \right| \right. \\
&\quad \left. + \left| \frac{1}{p(X_j)f(X_j)} - \frac{1}{p(X_i)f(X_i)} \right| \right\} \\
&= \frac{1}{nh_2^p} |K_{2h}(X_i - X_j)| \left\{ \left| \frac{\widehat{p}(X_j)\widehat{f}(X_j) - p(X_j)f(X_j)}{\widehat{p}(X_j)p(X_j)\widehat{f}(X_j)f(X_j)} \right| + \left| \frac{\widehat{p}(X_i)\widehat{f}(X_i) - p(X_i)f(X_i)}{\widehat{p}(X_i)p(X_i)\widehat{f}(X_i)f(X_i)} \right| \right. \\
&\quad \left. + \left| \frac{p(X_i)f(X_i) - p(X_j)f(X_j)}{p(X_i)p(X_j)f(X_i)f(X_j)} \right| \right\}.
\end{aligned} \tag{A.3}$$

Under conditions (C1)-(C4) and (A1)-(A4) for nonparametric estimation,

$$\begin{aligned}
\sup_i |\widehat{f}(X_i) - f(X_i)| &= O_p \left(h_2^{s_2} + \sqrt{\frac{\log n}{nh_2^p}} \right), \\
\sup_i |\widehat{p}(X_i) - p(X_i)| &= O_p \left(h_2^{s_2} + \sqrt{\frac{\log n}{nh_2^p}} \right).
\end{aligned}$$

Since $s_2 \geq p \geq 2$, assumption (A3) implies that $\sup_i |\widehat{f}(X_i) - f(X_i)| = o_p(h_2)$ and $\sup_i |\widehat{p}(X_i) - p(X_i)| = o_p(h_2)$. By the mean value theorem,

$$\sup_j \left| \frac{\widehat{p}(X_j)\widehat{f}(X_j) - p(X_j)f(X_j)}{\widehat{p}(X_j)p(X_j)\widehat{f}(X_j)f(X_j)} \right| \leq \sup_j \frac{1}{\widetilde{p}^2(X_j)\widetilde{f}^2(X_j)} \sup_j \left| \widehat{p}(X_j)\widehat{f}(X_j) - p(X_j)f(X_j) \right|,$$

where $\widetilde{p}(X_j)$ is a quantity between $\widehat{p}(X_j)$ and $p(X_j)$, similarly, $\widetilde{f}(X_j)$ is also a quantity between $\widehat{f}(X_j)$ and $f(X_j)$. Owing to that f and p are bounded away from zero, $\sup_j \widetilde{p}_j^{-2} \widetilde{f}_j^{-2} = O_p(1)$. After a simple calculation, we have

$$\sup_j \left| \widehat{p}(X_j)\widehat{f}(X_j) - p(X_j)f(X_j) \right| = O_p \left(h_2^{s_2} + \sqrt{\frac{\log n}{nh_2^p}} \right) = o_p(h_2).$$

Therefore,

$$\sup_j \left| \frac{\widehat{p}(X_j)\widehat{f}(X_j) - p(X_j)f(X_j)}{\widehat{p}(X_j)p(X_j)\widehat{f}(X_j)f(X_j)} \right| = o_p(h_2), \quad \sup_i \left| \frac{\widehat{p}(X_i)\widehat{f}(X_i) - p(X_i)f(X_i)}{\widehat{p}(X_i)p(X_i)\widehat{f}(X_i)f(X_i)} \right| = o_p(h_2).$$

As for the last term in (A.3), noticing that f and p are continuously differentiable on its compact support and bounded away from zero, we have $\left| \frac{1}{f(x_1)p(x_1)} - \frac{1}{f(x_2)p(x_2)} \right| \leq M \|x_1 - x_2\|_\infty$ for all $x_1, x_2 \in \mathcal{X}$ and a constant $M > 0$. $\|X_j - X_i\|_\infty \leq h_2$ leads to $\left| \frac{1}{f(X_i)p(X_i)} - \frac{1}{f(X_j)p(X_j)} \right| = O(h_2)$. Combining all results yields (A.1). \square

PROOF OF THEOREM 2. We can rewrite $\widehat{m}_1(X_i) - \widehat{m}_0(X_i) - \tau(x_1)$ as $\{\widehat{m}_1(X_i) - \tau_1(x_1)\} - \{\widehat{m}_0(X_i) - \tau_0(x_1)\}$. Then based on (2),

$$\begin{aligned}
& \sqrt{nh_1^k}(\widehat{\tau}(x_1) - \tau(x_1)) \\
&= \frac{\frac{1}{\sqrt{nh_1^k}} \sum_{i=1}^n K_{1h}(X_{1i}) \{[\widehat{m}_1(X_i) - \tau_1(x_1)] - [\widehat{m}_0(X_i) - \tau_0(x_1)]\}}{\frac{1}{nh_1^k} \sum_{i=1}^n K_{1h}(X_{1i})} \\
&= \frac{\frac{1}{\sqrt{nh_1^k}} \sum_{i=1}^n K_{1h}(X_{1i}) \{[\widehat{m}_1(X_i) - \tau_1(x_1)] - [\widehat{m}_0(X_i) - \tau_0(x_1)]\}}{f(x_1)} (1 + o_p(1)),
\end{aligned} \tag{A.4}$$

as

$$\sup_{x_1} \left| \frac{1}{nh_1^k} \sum_{i=1}^n K_{1h}(X_{1i}) - f(x_1) \right| = o_p(1).$$

First, deal with $\{\widehat{m}_1(X_i) - \tau_1(x_1)\}$ in (A.4). It is clear that

$$\begin{aligned}
& \frac{1}{\sqrt{nh_1^k}} \sum_{i=1}^n K_{1h}(X_{1i}) [\widehat{m}_1(X_i) - \tau_1(x_1)] \\
&= \frac{1}{\sqrt{nh_1^k}} \left\{ \sum_{i=1}^n K_{1h}(X_{1i}) [\widehat{m}_1(X_i) - m_1(X_i)] + \sum_{i=1}^n K_{1h}(X_{1i}) [m_1(X_i) - \tau_1(x_1)] \right\} \\
&=: \frac{1}{\sqrt{nh_1^k}} (I_{n,1} + I_{n,2}).
\end{aligned} \tag{A.5}$$

A simple calculation yields that

$$\left| \frac{1}{\sqrt{nh_1^k}} I_{n,1} \right| \leq \sup_x |\widehat{m}_1(X_i) - m_1(X_i)| \frac{1}{nh_1^k} \sum_{i=1}^n |K_{1h}(X_{1i})|.$$

As $h_1 \rightarrow 0$ and $\frac{1}{nh_1^k} \sum_{i=1}^n |K_{1h}(X_{1i})| = O_p(1)$, we then have $\frac{1}{\sqrt{nh_1^k}} I_{n,1} = O_p(\sqrt{h_1^k}) = o_p(1)$.

Thus, equation (A.5) becomes

$$\frac{1}{\sqrt{nh_1^k}} \sum_{i=1}^n K_{1h}(X_{1i}) [\widehat{m}_1(X_i) - \tau_1(x_1)] = \frac{1}{\sqrt{nh_1^k}} \sum_{i=1}^n K_{1h}(X_{1i}) [m_1(X_i) - \tau_1(x_1)] + o_p(1).$$

Similarly,

$$\frac{1}{\sqrt{nh_1^k}} \sum_{i=1}^n K_{1h}(X_{1i}) [\widehat{m}_0(X_i) - \tau_0(x_1)] = \frac{1}{\sqrt{nh_1^k}} \sum_{i=1}^n K_{1h}(X_{1i}) [m_0(X_i) - \tau_0(x_1)] + o_p(1).$$

Altogether, the asymptotically linear representation of $\widehat{\tau}(x_1)$ is

$$\begin{aligned} \sqrt{nh_1^k} \{\widehat{\tau}(x_1) - \tau(x_1)\} &= \frac{\frac{1}{\sqrt{nh_1^k}} \sum_{i=1}^n K_{1h}(X_{1i}) \{m_1(X_i) - m_0(X_i) - \tau(x_1)\}}{f(x_1)} (1 + o_p(1)) \\ &= \frac{\frac{1}{\sqrt{nh_1^k}} \sum_{i=1}^n K_{1h}(X_{1i}) \{m_1(X_i) - m_0(X_i) - \tau(x_1)\}}{f(x_1)} + o_p(1). \end{aligned}$$

The second equation is due to the asymptotic finiteness of the leading term that is asymptotically normal shown below. As it is the sum of independent variables, the asymptotic normality is easy to derive. Specifically, noticing that the random variables

$$\{K_{1h}(X_{1i}) [m_1(X_i) - m_0(X_i) - \tau(x_1)]\}_{i=1}^n$$

are i.i.d., then we can apply Lyapunov's central limit theorem to obtain the asymptotic distribution shown in Theorem 2. Under the assumptions (C1)- (C4) and (A1), we derive that

$$\sqrt{nh_1^k} \{\widehat{\tau}(x_1) - \tau(x_1)\} \xrightarrow{d} N\left(0, \frac{\|K_1\|_2^2 \sigma_P^2(x_1)}{f(x_1)}\right),$$

we now give the formula of $\sigma_P^2(x_1)$. It is easy to see that when $n \rightarrow \infty$, the variance of

$$\frac{\frac{1}{\sqrt{nh_1^k}} \sum_{i=1}^n K_{1h}(X_{1i}) \{m_1(X_i) - m_0(X_i) - \tau(x_1)\}}{f(x_1)}$$

converges to

$$\sigma_P^2(x_1) := E[\{m_1(X) - m_0(X) - \tau(x_1)\}^2 | X_1 = x_1].$$

The proof of Theorem 2 is finished. □

PROOF OF THEOREM 3. First, we have

$$\begin{aligned}
& \sqrt{nh_1^k}(\widehat{\tau}(x_1) - \tau(x_1)) \\
&= \frac{\frac{1}{\sqrt{nh_1^k}} \sum_{i=1}^n K_{1h}(X_{1i}) [\widehat{m}_1(X_i) - \tau_1(x_1)]}{\frac{1}{nh_1^k} \sum_{i=1}^n K_{1h}(X_{1i})} - \frac{\frac{1}{\sqrt{nh_1^k}} \sum_{i=1}^n K_{1h}(X_{1i}) [\widehat{m}_0(X_i) - \tau_0(x_1)]}{\frac{1}{nh_1^k} \sum_{i=1}^n K_{1h}(X_{1i})}, \tag{A.6}
\end{aligned}$$

where

$$\begin{aligned}
\widehat{m}_1(X_i) &= \frac{\frac{1}{nh_2^p} \sum_{j=1}^n K_{2h}(X_j - X_i) Y_{1j} \mathbf{1}(D_j = 1)}{\frac{1}{nh_2^p} \sum_{j=1}^n K_{2h}(X_j - X_i) \mathbf{1}(D_j = 1)}, \\
\widehat{m}_0(X_i) &= \frac{\frac{1}{nh_2^p} \sum_{j=1}^n K_{2h}(X_j - X_i) Y_{0j} \mathbf{1}(D_j = 0)}{\frac{1}{nh_2^p} \sum_{j=1}^n K_{2h}(X_j - X_i) \mathbf{1}(D_j = 0)}.
\end{aligned}$$

Similarly as the proof for Theorem 2, we have the following decomposition:

$$\begin{aligned}
& \frac{1}{\sqrt{nh_1^k}} \sum_{i=1}^n K_{1h}(X_{1i}) [m_1(X_i) - \tau_1(x_1)] \\
&= \frac{1}{\sqrt{nh_1^k}} \sum_{i=1}^n \epsilon_{1i} \mathbf{1}(D_i = 1) \frac{K_{1h}(X_{1i})}{p(X_i)} + \frac{1}{\sqrt{nh_1^k}} \sum_{i=1}^n K_{1h}(X_{1i}) [E(Y_{(1)}|X_i) - \tau_1(x_1)] \\
&+ \frac{1}{\sqrt{nh_1^k}} \sum_{i=1}^n \epsilon_{1i} \mathbf{1}(D_i = 1) \sum_{j=1}^n K_{1h}(X_{1j}) (w_{ij}^N - w_{ji}^N) \\
&+ \frac{1}{\sqrt{nh_1^k}} \sum_{i=1}^n \epsilon_{1i} \mathbf{1}(D_i = 1) \left[\sum_{j=1}^n K_{1h}(X_{1j}) w_{ji}^N - \frac{K_{1h}(X_{1i})}{p(X_i)} \right] \\
&+ \frac{1}{\sqrt{nh_1^k}} \sum_{i=1}^n K_{1h}(X_{1i}) \left[\frac{\frac{1}{nh_2^p} \sum_{j=1}^n K_{2h}(X_j - X_i) \mathbf{1}(D_j = 1) EY_{(1)}|X_j}{\frac{1}{nh_2^p} \sum_{j=1}^n K_{2h}(X_j - X_i) \mathbf{1}(D_j = 1)} - EY_{(1)}|X_i \right] \\
&=: I_{n,3} + I_{n,4} + I_{n,5} + I_{n,6} + I_{n,7}, \tag{A.7}
\end{aligned}$$

where

$$w_{ij}^N = \frac{\frac{1}{nh_2^p} K_{2h}(X_i - X_j)}{\frac{1}{nh_2^p} \sum_{i=1}^n K_{2h}(X_i - X_j) \mathbf{1}(D_i = 1)}, \quad \epsilon_{1i} = Y_i - E(Y_{(1)}|X_i).$$

Note that $I_{n,3}$ and $I_{n,4}$ in equation (A.7) yield the final expression in Theorem 3. Therefore, we need to show that $I_{n,5}$, $I_{n,6}$ and $I_{n,7}$ in equation (A.7) are all $o_p(1)$.

First show that $I_{n,5} = o_p(1)$. From Lemma 1,

$$\begin{aligned} & \frac{1}{\sqrt{h_1^k}} \sup_i \left| \sum_{j=1}^n K_{1h}(X_{1j}) (w_{ij}^N - w_{ji}^N) \right| \leq \frac{1}{\sqrt{h_1^k}} \sup_i \sum_{j:j \neq i} (w_{ij}^N - w_{ji}^N) |K_{1h}(X_{1j})| \\ & \leq \frac{MC}{h_2} \times \frac{h_2}{\sqrt{h_1^k}} \times \sup_i \sum_{j:j \neq i} \frac{1}{nh_2^p} |K_{2h}(X_i - X_j)| = O_p(1) \times o_p(1) \times O_p(1) = o_p(1), \end{aligned}$$

Further, $\frac{1}{\sqrt{n}} \sum_{i=1}^n \epsilon_{1i} \mathbf{1}(D_i = 1)$ has finite limit and thus, is bounded by $O_p(1)$ and then $I_{n,5} = o_p(1)$.

Deal with $I_{n,6}$. As

$$\sum_{j=1}^n K_{1h}(X_{1j}) w_{ji}^N = \frac{\frac{1}{nh_2^p} \sum_{j=1}^n K_{2h}(X_j - X_i)}{\frac{1}{nh_2^p} \sum_{j=1}^n K_{2h}(X_j - X_i) \mathbf{1}(D_j = 1)} \frac{\frac{1}{nh_2^p} \sum_{j=1}^n K_{2h}(X_j - X_i) K_{1h}(X_{1j})}{\frac{1}{nh_2^p} \sum_{j=1}^n K_{2h}(X_j - X_i)},$$

we can then regard $\sum_{j=1}^n K_{1h}(X_{1j}) w_{ji}^N$ as an estimator of $\frac{K_{1h}(X_{1i})}{p(X_i)}$. Consider

$$\left[\sum_{j=1}^n K_{1h}(X_{1j}) w_{ji}^N - \frac{K_{1h}(X_{1i})}{p(X_i)} \right],$$

which is the bias of $\frac{K_{1h}(X_{1i})}{p(X_i)}$ to $\frac{K_{1h}(X_{1i})}{p(X_i)}$. Write $X = (X_1, X_{(2)})$ and

$$K_{2h}(X - X_j) = K_{21} \left(\frac{X_1 - X_{1j}}{h_2} \right) K_{22} \left(\frac{X_{(2)} - X_{2j}}{h_2} \right).$$

Since $\hat{f} - f = o_p(1)$, and the kernel function is s^* ($\geq s_2$) times continuously differentiable,

we have

$$\begin{aligned}
& E \left\{ \sum_{j=1}^n K_{1h}(X_{1j}) w_{ji}^N \middle| X_i \right\} \\
&= \frac{1 + o_p(1)}{h_2^p f(X_i) p(X_i)} \int K_{21} \left(\frac{u_{1j} - X_{1i}}{h_2} \right) K_{22} \left(\frac{u_{2j} - X_{2i}}{h_2} \right) K_{1h}(u_{1j}) f(u_i) du \\
&= \frac{1 + o_p(1)}{f(X_i) p(X_i)} \int K_{21}(v_1) K_{22}(v_2) K_1 \left(\frac{X_{1i} - X_1}{h_1} + v_1 \frac{h_2}{h_1} \right) f(X_i + h_2 v) dv \\
&= \frac{K_{1h}(X_{1i})}{p(X_i)} + O_p \left(\frac{h_2^{s_2}}{h_1^{s_2}} \right).
\end{aligned} \tag{A.8}$$

Note that

$$\begin{aligned}
& \frac{\widehat{K}_{1h}(X_{1i})}{\widehat{p}(X_i)} - \frac{K_{1h}(X_{1i})}{p(X_i)} \\
&= \left\{ \frac{1}{\widehat{p}(X_i)} - \frac{1}{p(X_i)} + \frac{1}{p(X_i)} \right\} \left\{ \widehat{K}_{1h}(X_{1i}) - K_{1h}(X_{1i}) + K_{1h}(X_{1i}) \right\} \\
&\quad - \frac{K_{1h}(X_{1i})}{p(X_i)} = \left\{ \frac{1}{\widehat{p}(X_i)} - \frac{1}{p(X_i)} \right\} \left\{ \widehat{K}_{1h}(X_{1i}) - K_{1h}(X_{1i}) \right\} \\
&\quad + \frac{1}{p(X_i)} \left\{ \widehat{K}_{1h}(X_{1i}) - K_{1h}(X_{1i}) \right\} + \left\{ \frac{1}{\widehat{p}(X_i)} - \frac{1}{p(X_i)} \right\} K_{1h}(X_{1i}) \\
&= O_p \left(\frac{h_2^{s_2}}{h_1^{s_2}} + h_2^{s_2} + \sqrt{\frac{\log n}{nh_2^p}} \right) = O_p \left(\frac{h_2^{s_2}}{h_1^{s_2}} \right).
\end{aligned}$$

Thus, $\sup_i \left| \sum_{j=1}^n K_{1h}(X_{1j}) w_{ji}^N - \frac{K_{1h}(X_{1i})}{p(X_i)} \right| = O_p \left(\frac{h_2^{s_2}}{h_1^{s_2}} \right)$. Owing to assumption (A4) that $\frac{h_2^{2s_2}}{h_1^{2s_2+k}} \rightarrow 0$, we have

$$\sup_i \left| \frac{1}{\sqrt{h_1^k}} \left[\sum_{j=1}^n K_{1h}(X_{1j}) w_{ji}^N - \frac{K_{1h}(X_{1i})}{p(X_i)} \right] \right| = O_p \left(\frac{h_2^{2s_2}}{h_1^{2s_2+k}} \right) = o_p(1).$$

Since $\epsilon_{1i} = Y_i - E(Y_{(1)}|X_i)$ are mutually independent, we have $I_{n,6} = o_p(1)$ in equation (A.7). Finally, to show that $I_{n,7} = o_p(1)$ of equation (A.7). Note that

$$\frac{\frac{1}{nh_2^p} \sum_{j=1}^n K_{2h}(X_j - X_i) \mathbf{1}(D_j = 1) EY_{(1)}|X_j}{\frac{1}{nh_2^p} \sum_{j=1}^n K_{2h}(X_j - X_i) \mathbf{1}(D_j = 1)}$$

$$= \frac{\frac{1}{nh_2^p} \sum_{j=1}^n K_{2h}(X_j - X_i) \mathbb{1}(D_j = 1) EY_{(1)} | X_j}{\frac{1}{nh_2^p} \sum_{j=1}^n K_{2h}(X_j - X_i)} \cdot \frac{\frac{1}{nh_2^p} \sum_{j=1}^n K_{2h}(X_j - X_i)}{\frac{1}{nh_2^p} \sum_{j=1}^n K_{2h}(X_j - X_i) \mathbb{1}(D_j = 1)},$$

which can be viewed as an estimator of $\frac{E\{\mathbb{1}(D=1)Y_{(1)}|X_i\}}{p(X_i)}$. Denote $A(X_i) = E\{\mathbb{1}(D = 1)Y_{(1)}|X_i\}$. We can derive easily that

$$\begin{aligned} & \frac{\widehat{A}(X_i)}{\widehat{p}(X_i)} - \frac{A(X_i)}{p(X_i)} \\ &= \left\{ \widehat{A}(X_i) - A(X_i) + A(X_i) \right\} \left\{ \frac{1}{\widehat{p}(X_i)} - \frac{1}{p(X_i)} + \frac{1}{p(X_i)} \right\} - \frac{A(X_i)}{p(X_i)} \\ &= \left\{ \widehat{A}(X_i) - A(X_i) \right\} \left\{ \frac{1}{\widehat{p}(X_i)} - \frac{1}{p(X_i)} \right\} + A(X_i) \left\{ \frac{1}{\widehat{p}(X_i)} - \frac{1}{p(X_i)} \right\} \\ &+ \left\{ \widehat{A}(X_i) - A(X_i) \right\} \frac{1}{p(X_i)} = O_p \left(h_2^{s_2} + \sqrt{\frac{\log n}{nh_2^p}} \right). \end{aligned}$$

Thus

$$\sup_i \left| \frac{\frac{1}{nh_2^p} \sum_{j=1}^n K_{2h}(X_j - X_i) \mathbb{1}(D_j = 1) EY_{(1)} | X_j}{\frac{1}{nh_2^p} \sum_{j=1}^n K_{2h}(X_j - X_i) \mathbb{1}(D_j = 1)} - EY_{(1)} | X_i \right| = O_p \left(h_2^{s_2} + \sqrt{\frac{\log n}{nh_2^p}} \right).$$

Then, we can bound $I_{n,7}$ as follows:

$$\begin{aligned} |I_{n,7}| &= \left| \frac{1}{\sqrt{nh_1^k}} \sum_{i=1}^n K_{1h}(X_{1i}) \left[\frac{\frac{1}{nh_2^p} \sum_{j=1}^n K_{2h}(X_j - X_i) \mathbb{1}(D_j = 1) EY_{(1)} | X_j}{\frac{1}{nh_2^p} \sum_{j=1}^n K_{2h}(X_j - X_i) \mathbb{1}(D_j = 1)} - EY_{(1)} | X_i \right] \right| \\ &\leq \sqrt{nh_1^k} \sup_i \left| \frac{\frac{1}{nh_2^p} \sum_{j=1}^n K_{2h}(X_j - X_i) \mathbb{1}(D_j = 1) EY_{(1)} | X_j}{\frac{1}{nh_2^p} \sum_{j=1}^n K_{2h}(X_j - X_i) \mathbb{1}(D_j = 1)} - EY_{(1)} | X_i \right| \frac{1}{nh_1^k} \sum_{i=1}^n |K_{1h}(X_{1i})| \\ &= \sqrt{nh_1^k} O_p \left(h_2^{s_2} + \sqrt{\frac{\log n}{nh_2^p}} \right) \cdot O_p(1) = o_p(1) \cdot O_p(1) = o_p(1), \end{aligned}$$

where assumption (A4) is used for the second equation. Thus, together with $I_{n,5} = o_p(1)$,

$I_{n,6} = o_p(1)$ and $I_{n,7} = o_p(1)$, equation (A.7) becomes

$$\begin{aligned} & \frac{1}{\sqrt{nh_1^k}} \sum_{i=1}^n K_{1h}(X_{1i}) \left[\frac{\frac{1}{nh_2^p} \sum_{j=1}^n K_{2h}(X_j - X_i) Y_{1j} \mathbb{1}(D_j = 1)}{\frac{1}{nh_2^p} \sum_{j=1}^n K_{2h}(X_j - X_i) \mathbb{1}(D_j = 1)} - \tau_1(x_1) \right] \\ & = I_{n,3} + I_{n,4} + o_p(1). \end{aligned}$$

Similarly, we can also deal with $\widehat{m}_0(X_i) - \tau_0(x_1)$ of (A.6) to have

$$\begin{aligned} & \frac{1}{\sqrt{nh_1^k}} \sum_{i=1}^n K_{1h}(X_{1i}) \left[\frac{\frac{1}{nh_2^p} \sum_{j=1}^n K_{2h}(X_j - X_i) Y_{0j} \mathbb{1}(D_j = 0)}{\frac{1}{nh_2^p} \sum_{j=1}^n K_{2h}(X_j - X_i) \mathbb{1}(D_j = 0)} - \tau_1(x_1) \right] \\ & := I_{n,8} + I_{n,9} + o_p(1), \end{aligned}$$

where

$$\begin{aligned} I_{n,8} &= \frac{1}{\sqrt{nh_1^k}} \sum_{i=1}^n \epsilon_{0i} \mathbb{1}(D_i = 0) \frac{K_{1h}(X_{1i})}{1 - p(X_i)}, \quad I_{n,9} = \frac{1}{\sqrt{nh_1^k}} \sum_{i=1}^n K_{1h}(X_{1i}) EY_{(0)}|X_i, \\ \epsilon_{0i} &= Y_i - EY_{(0)}|X_i. \end{aligned}$$

Hence, we get the asymptotic linear representation of $\widehat{\tau}(x_1)$ as

$$\sqrt{nh_1^k} \{\widehat{\tau}(x_1) - \tau(x_1)\} = \frac{1}{\sqrt{nh_1^k}} \frac{1}{f(x_1)} \sum_{i=1}^n \{\Psi_1(X_i, Y_i, D_i) - \tau(x_1)\} K_{1h}(X_{1i}) + o_p(1),$$

which can be asymptotically normal. Again, we compute its asymptotic variance. Similarly as the proof for Theorem 2, we have

$$\text{Var}\{\widehat{\tau}(x_1)\} = \frac{1}{nh_1^k} \frac{\|K_1\|_2^2 \sigma_N^2(x_1)}{f(x_1)} + o\left(\frac{1}{nh_1^k}\right).$$

Then by assumptions (C1)–(C4) and (A1)–(A4) for some $s^* \geq s_2 \geq p$, we can derive that

$$\sqrt{nh_1^k} \{\widehat{\tau}(x_1) - \tau(x_1)\} \xrightarrow{d} N\left(0, \frac{\|K_1\|_2^2 \sigma_N^2(x_1)}{f(x_1)}\right),$$

where

$$\sigma_N^2(x_1) \equiv E[\{\Psi_1(X, Y, D) - \tau(x_1)\}^2 | X_1 = x_1].$$

The proof is concluded. \square

PROOF OF THEOREM 4. Inspired by the proof of Theorem 2 of Luo et al. (2017), we have

$$\begin{aligned}
& \sqrt{nh_1^k}(\widehat{\tau}(x_1) - \tau(x_1)) \\
&= \frac{\frac{1}{\sqrt{nh_1^k}} \sum_{i=1}^n K_{1h}(X_{1i}) [\widehat{m}_1(\widehat{\beta}_1^\top X) - \tau_1(x_1)]}{\frac{1}{nh_1^k} \sum_{i=1}^n K_{1h}(X_{1i})} - \frac{\frac{1}{\sqrt{nh_1^k}} \sum_{i=1}^n K_{1h}(X_{1i}) [\widehat{m}_0(\widehat{\beta}_0^\top X) - \tau_0(x_1)]}{\frac{1}{nh_1^k} \sum_{i=1}^n K_{1h}(X_{1i})} \\
&= \frac{\frac{1}{\sqrt{nh_1^k}} \sum_{i=1}^n K_{1h}(X_{1i}) [\widehat{m}_1(\beta_1^\top X) - \tau_1(x_1)]}{\frac{1}{nh_1^k} \sum_{i=1}^n K_{1h}(X_{1i})} - \frac{\frac{1}{\sqrt{nh_1^k}} \sum_{i=1}^n K_{1h}(X_{1i}) [\widehat{m}_0(\beta_0^\top X) - \tau_0(x_1)]}{\frac{1}{nh_1^k} \sum_{i=1}^n K_{1h}(X_{1i})} \\
&\quad + O_p(\sqrt{nh_1^k} \|\widehat{\beta}_1 - \beta_1\| + \sqrt{nh_1^k} \|\widehat{\beta}_0 - \beta_0\|),
\end{aligned} \tag{A.9}$$

where

$$\begin{aligned}
\widehat{m}_1(\widehat{\beta}_1^\top X) &= \frac{\frac{1}{nh_4^{r(1)}} \sum_{j=1}^n K_{4h}(\widehat{Z}_j^1 - \widehat{Z}_i^1) Y_{1j} \mathbb{1}(D_j = 1)}{\frac{1}{nh_4^{r(1)}} \sum_{j=1}^n K_{4h}(\widehat{Z}_j^1 - \widehat{Z}_i^1) \mathbb{1}(D_j = 1)}, & \widehat{Z}^1 &= \widehat{\beta}_1^\top X, \\
\widehat{m}_0(\widehat{\beta}_0^\top X) &= \frac{\frac{1}{nh_4^{r(1)}} \sum_{j=1}^n K_{4h}(\widehat{Z}_j^0 - \widehat{Z}_i^0) Y_{0j} \mathbb{1}(D_j = 0)}{\frac{1}{nh_4^{r(1)}} \sum_{j=1}^n K_{4h}(\widehat{Z}_j^0 - \widehat{Z}_i^0) \mathbb{1}(D_j = 0)}, & \widehat{Z}^0 &= \widehat{\beta}_0^\top X.
\end{aligned}$$

Under assumptions (A8), $O_p(\sqrt{nh_1^k} \|\widehat{\beta}_1 - \beta_1\| + \sqrt{nh_1^k} \|\widehat{\beta}_0 - \beta_0\|) = O_p(\sqrt{h_1^k}) = o_p(1)$ as $h_1 \rightarrow 0$. Therefore, equation (A.9) becomes

$$\begin{aligned}
& \sqrt{nh_1^k}(\widehat{\tau}(x_1) - \tau(x_1)) \\
&= \frac{\frac{1}{\sqrt{nh_1^k}} \sum_{i=1}^n K_{1h}(X_{1i}) [\widehat{m}_1(\beta_1^\top X) - \tau_1(x_1)]}{\frac{1}{nh_1^k} \sum_{i=1}^n K_{1h}(X_{1i})} - \frac{\frac{1}{\sqrt{nh_1^k}} \sum_{i=1}^n K_{1h}(X_{1i}) [\widehat{m}_0(\beta_0^\top X) - \tau_0(x_1)]}{\frac{1}{nh_1^k} \sum_{i=1}^n K_{1h}(X_{1i})} \\
&\quad + o_p(1).
\end{aligned} \tag{A.10}$$

Similarly as the proof for Theorem 3, we have

$$\frac{1}{\sqrt{nh_1^k}} \sum_{i=1}^n K_{1h}(X_{1i}) [\widehat{m}_1(\beta_1^\top X) - \tau_1(x_1)]$$

$$\begin{aligned}
&= \frac{1}{\sqrt{nh_1^k}} \sum_{i=1}^n K_{1h}(X_{1i}) [EY_{(1)}|X_i - \tau_1(x_1)] + \frac{1}{\sqrt{nh_1^k}} \sum_{i=1}^n \epsilon_{1i} \mathbb{1}(D_i = 1) \sum_{j=1}^n K_{1h}(X_{1j}) (w_{ij}^{S_1} - w_{ji}^{S_1}) \\
&\quad + \frac{1}{\sqrt{nh_1^k}} \sum_{i=1}^n \epsilon_{1i} \mathbb{1}(D_i = 1) \sum_{j=1}^n K_{1h}(X_{1j}) w_{ji}^{S_1} \\
&\quad + \frac{1}{\sqrt{nh_1^k}} \sum_{i=1}^n K_{1h}(X_{1i}) \left[\frac{\frac{1}{nh_4^{r(1)}} \sum_{j=1}^n K_{4h}(Z_j^1 - Z_i^1) \mathbb{1}(D_j = 1) EY_{(1)}|X_j}{\frac{1}{nh_4^{r(1)}} \sum_{j=1}^n K_{4h}(Z_j^1 - Z_i^1) \mathbb{1}(D_j = 1)} - EY_{(1)}|X_i \right] \\
&=: I_{n,10} + I_{n,11} + I_{n,12} + I_{n,13},
\end{aligned}$$

where

$$w_{ij}^{S_1} = \frac{\frac{1}{nh_4^{r(1)}} K_{4h}(Z_i^1 - Z_j^1)}{\frac{1}{nh_4^{r(1)}} \sum_{i=1}^n K_{4h}(Z_i^1 - Z_j^1) \mathbb{1}(D_i = 1)}, \quad \epsilon_{1i} = Y_i - EY_{(1)}|X_i.$$

Similarly, we can decompose $\widehat{m}_0(\beta_0^\top X) - \tau_0(x_1)$ as

$$\begin{aligned}
&\frac{1}{\sqrt{nh_1^k}} \sum_{i=1}^n K_{1h}(X_{1i}) [\widehat{m}_0(\beta_0^\top X) - \tau_0(x_1)] \\
&= \frac{1}{\sqrt{nh_1^k}} \sum_{i=1}^n K_{1h}(X_{1i}) [EY_{(0)}|X_i - \tau_0(x_1)] + \frac{1}{\sqrt{nh_1^k}} \sum_{i=1}^n \epsilon_{0i} \mathbb{1}(D_i = 0) \sum_{j=1}^n K_{1h}(X_{1j}) (w_{ij}^{S_2} - w_{ji}^{S_2}) \\
&\quad + \frac{1}{\sqrt{nh_1^k}} \sum_{i=1}^n \epsilon_{0i} \mathbb{1}(D_i = 0) \sum_{j=1}^n K_{1h}(X_{1j}) w_{ji}^{S_2} \\
&\quad + \frac{1}{\sqrt{nh_1^k}} \sum_{i=1}^n K_{1h}(X_{1i}) \left[\frac{\frac{1}{nh_4^{r(0)}} \sum_{j=1}^n K_{4h}(Z_j^0 - Z_i^0) \mathbb{1}(D_j = 0) EY_{(0)}|X_j}{\frac{1}{nh_4^{r(0)}} \sum_{j=1}^n K_{4h}(Z_j^0 - Z_i^0) \mathbb{1}(D_j = 0)} - EY_{(0)}|X_i \right] \\
&=: I'_{n,10} + I'_{n,11} + I'_{n,12} + I'_{n,13},
\end{aligned}$$

where

$$w_{ij}^{S_2} = \frac{\frac{1}{nh_4^{r(0)}} K_{4h}(Z_i^0 - Z_j^0)}{\frac{1}{nh_4^{r(0)}} \sum_{i=1}^n K_{4h}(Z_i^0 - Z_j^0) \mathbb{1}(D_i = 0)}, \quad \epsilon_{0i} = Y_i - EY_{(0)}|X_i.$$

It is easy to show that $I_{n,11}$, $I'_{n,11}$, $I_{n,13}$ and $I'_{n,13}$ are $o_p(1)$ following the same arguments for proving that $I_{n,5} = o_p(1)$ and $I_{n,7} = o_p(1)$ for Theorem 3. The details are omitted here. We now deal with $I_{n,12}$ and $I'_{n,12}$.

Lemma 2. Suppose assumptions (C1) – (C4), (A1) and (A5) – (A7) are satisfied. Then, for each point x_1 in the support of X_1 ,

(1) If $X_1 \subset^{k-q} \beta_1^\top X$ and $X_1 \subset^{k-q} \beta_0^\top X$ with $s_4(2 - k/q) + k > 0$ and $0 < q \leq k$, we have

$$I_{n,12} = o_p(1), \quad I'_{n,12} = o_p(1). \quad (\text{A.11})$$

The corresponding asymptotically linear representation is then

$$\sqrt{nh_1^k} \{\hat{\tau}(x_1) - \tau(x_1)\} = \frac{1}{\sqrt{nh_1^k}} \frac{1}{f(x_1)} \sum_{i=1}^n \{m_1(X_i) - m_0(X_i) - \tau(x_1)\} K_{1h}(X_{1i}) + o_p(1).$$

(2) If $X_1 \subset \beta_1^\top X$ and $X_1 \subset^{k-q} \beta_0^\top X$ with $s_4(2 - k/q) + k > 0$ and $0 < q \leq k$, we have

$$I_{n,12} = \frac{1}{\sqrt{nh_1^k}} \sum_{i=1}^n \epsilon_{1i} \mathbb{1}(D_i = 1) \frac{K_{1h}(X_{1i})}{p(X_i)} + o_p(1), \quad I'_{n,12} = o_p(1). \quad (\text{A.12})$$

Then we have

$$\sqrt{nh_1^k} \{\hat{\tau}(x_1) - \tau(x_1)\} = \frac{1}{\sqrt{nh_1^k}} \frac{1}{f(x_1)} \sum_{i=1}^n \{\Psi_2(X_i, Y_i, D_i) - \tau(x_1)\} K_{1h}(X_{1i}) + o_p(1).$$

(3) If $X_1 \subset^{k-q} \beta_1^\top X$ and $X_1 \subset \beta_0^\top X$ with $s_4(2 - k/q) + k > 0$ and $0 < q \leq k$, we have

$$I_{n,12} = o_p(1), \quad I'_{n,12} = \frac{1}{\sqrt{nh_1^k}} \sum_{i=1}^n \epsilon_{0i} \mathbb{1}(D_i = 0) \frac{K_{1h}(X_{1i})}{p(X_i)} + o_p(1). \quad (\text{A.13})$$

The corresponding asymptotically linear representation is

$$\sqrt{nh_1^k} \{\hat{\tau}(x_1) - \tau(x_1)\} = \frac{1}{\sqrt{nh_1^k}} \frac{1}{f(x_1)} \sum_{i=1}^n \{\Psi_3(X_i, Y_i, D_i) - \tau(x_1)\} K_{1h}(X_{1i}) + o_p(1).$$

(4) If $X_1 \subset \beta_1^\top X$ and $X_1 \subset \beta_0^\top X$, we have

$$I_{n,12} = \frac{1}{\sqrt{nh_1^k}} \sum_{i=1}^n \epsilon_{1i} \mathbb{1}(D_i = 1) \frac{K_{1h}(X_{1i})}{p(X_i)} + o_p(1), \quad I'_{n,12} = \frac{1}{\sqrt{nh_1^k}} \sum_{i=1}^n \epsilon_{0i} \mathbb{1}(D_i = 0) \frac{K_{1h}(X_{1i})}{p(X_i)} + o_p(1). \quad (\text{A.14})$$

We have

$$\sqrt{nh_1^k} \{\hat{\tau}(x_1) - \tau(x_1)\} = \frac{1}{\sqrt{nh_1^k}} \frac{1}{f(x_1)} \sum_{i=1}^n \{\Psi_4(X_i, Y_i, D_i) - \tau(x_1)\} K_{1h}(X_{1i}) + o_p(1).$$

PROOF OF LEMMA 2. We need to show that $I_{n,12} = o_p(1)$ if $X_1 \subset^{k-q} \beta_1^\top X$ with $s_4(2 - k/q) +$

$k > 0$ and $0 < q \leq k$. Let $X_1 = v_1$, $\beta_1^\top X = v_2$, and denote $\left(\frac{v_1 - v_{1i}}{h_4}, \frac{v_2 - v_{2i}}{h_4}\right)$ as (t_1, t_2) . We have

$$\begin{aligned}
& E \left\{ \sum_{j=1}^n K_{1h}(X_{1j}) w_{ji}^{S_1} \middle| X_i \right\} \\
&= \frac{1 + o_p(1)}{h_4^{r(1)} f(v_{2i}) p(v_{2i})} \int K_4 \left(\frac{v_{2j} - \beta_1^\top X_i}{h_4} \right) K_1 \left(\frac{v_{1j} - X_1}{h_1} \right) f(v_i) dv \\
&= h_4 \frac{1 + o_p(1)}{f(v_{2i}) p(v_{2i})} \int K_4(t_2) K_1 \left(\frac{v_{1i} - X_1}{h_1} + t_1 \frac{h_4}{h_1} \right) f_{12}(v_{1i} + h_4 t_1, v_{2i} + h_4 t_2) dt_1 dt_2 \\
&= h_4^q K_1 \left(\frac{v_{1i} - X_1}{h_1} \right) \frac{f_{12}(v_{1i}, v_{2i})}{f(v_{2i}) p(v_{2i})} \int K_4(t_2) dt_1 dt_2 \\
&\quad + \frac{h_4^{q+1}}{h_1} K_1' \left(\frac{v_{1i} - X_1}{h_1} \right) \frac{f_{12}(v_{1i}, v_{2i})}{f(v_{2i}) p(v_{2i})} \int t_1 K_4(t_2) dt_1 dt_2 + o_p \left(\frac{h_4^2}{h_1} \right),
\end{aligned}$$

where $f_{12}(v_{1i}, v_{2i})$ is the joint density function of $(X_1, \beta_1^\top X)$. Under assumptions (A5) – (A7), we have

$$E \left\{ \sum_{j=1}^n K_{1h}(X_{1j}) w_{ji}^{S_1} \middle| X_i \right\} = C_2 h_4^q K_{1h}(X_{1i}) \frac{f_{12}(X_{1i}, \beta_1^\top X_i)}{f(X_i) p(\beta_1^\top X_i)} + O_p \left(\frac{h_4^{q+1}}{h_1} \right) = O_p \left(h_4^q + \frac{h_4^{q+1}}{h_1} \right).$$

Hence, under assumptions (A6), (A7), $s_4(2 - k/q) + k > 0$ and $0 < q \leq k$,

$$\frac{1}{\sqrt{nh_1^k}} \sum_{i=1}^n \epsilon_{1i} \mathbf{1}(D_i = 1) \sum_{j=1}^n K_{1h}(X_{1j}) w_{ji}^{S_1} = \frac{1}{\sqrt{n}} \sum_{i=1}^n \epsilon_{1i} \mathbf{1}(D_i = 1) O_p \left(\frac{h_4^q}{h_1^{k/2}} + \frac{h_4^{q+1}}{h_1^{k/2+1}} \right) = o_p(1).$$

Analogously, we get $I'_{n,12} = o_p(1)$ if $X_1 \subset^{k-q} \beta_0^\top X$. Next, we prove that

$$I_{n,12} = \frac{1}{\sqrt{nh_1^k}} \sum_{i=1}^n \epsilon_{1i} \mathbf{1}(D_i = 1) \frac{K_{1h}(X_{1i})}{p(X_i)} + o_p(1),$$

if $X_1 \subset \beta_1^\top X$. As that case that $X_1 \subset \beta_1^\top X$ is similar to that $X_1 \subset X$ in nonparametric case, then paralleling to derive equation (A.8), we get the desired result. Similarly, we have $I'_{n,12} = \frac{1}{\sqrt{nh_1^k}} \sum_{i=1}^n \epsilon_{0i} \mathbf{1}(D_i = 0) \frac{K_{1h}(X_{1i})}{p(X_i)} + o_p(1)$ if $X_1 \subset \beta_0^\top X$. The proof for Lemma 2 is concluded.

PROOF OF COROLLARY 2. Consider the case where $X_1 \not\subset \tilde{X} \in \mathbb{R}^q$. Similarly as before, we

derive that

$$\begin{aligned} & \sqrt{nh_1^k}(\widehat{\tau}(x_1) - \tau(x_1)) \\ &= \frac{\frac{1}{\sqrt{nh_1^k}} \sum_{i=1}^n K_{1h}(X_{1i}) \left[\widehat{m}_1(\widetilde{X}_i) - \tau_1(x_1) \right]}{\frac{1}{nh_1^k} \sum_{i=1}^n K_{1h}(X_{1i})} - \frac{\frac{1}{\sqrt{nh_1^k}} \sum_{i=1}^n K_{1h}(X_{1i}) \left[\widehat{m}_0(\widetilde{X}_i) - \tau_0(x_1) \right]}{\frac{1}{nh_1^k} \sum_{i=1}^n K_{1h}(X_{1i})}, \end{aligned} \quad (\text{A.15})$$

where

$$\widehat{m}_1(\widetilde{X}_i) = \frac{\frac{1}{nh_2^q} \sum_{j=1}^n K_{2h}(\widetilde{X}_j - \widetilde{X}_i) Y_{1j} \mathbf{1}(D_j = 1)}{\frac{1}{nh_2^q} \sum_{j=1}^n K_{2h}(\widetilde{X}_j - \widetilde{X}_i) \mathbf{1}(D_j = 1)}, \quad \widehat{m}_0(\widetilde{X}_i) = \frac{\frac{1}{nh_2^q} \sum_{j=1}^n K_{2h}(\widetilde{X}_j - \widetilde{X}_i) Y_{0j} \mathbf{1}(D_j = 0)}{\frac{1}{nh_2^q} \sum_{j=1}^n K_{2h}(\widetilde{X}_j - \widetilde{X}_i) \mathbf{1}(D_j = 0)}.$$

Some similar calculations lead to $\widehat{m}_1(\widetilde{X}_i) - \tau_1(x_1)$.

$$\begin{aligned} & \frac{1}{\sqrt{nh_1^k}} \sum_{i=1}^n K_{1h}(X_{1i}) \left[\widehat{m}_1(\widetilde{X}_i) - \tau_1(x_1) \right] \\ &= \frac{1}{\sqrt{nh_1^k}} \sum_{i=1}^n K_{1h}(X_{1i}) \left[EY_{(1)}|X_i - \tau_1(x_1) \right] + \frac{1}{\sqrt{nh_1^k}} \sum_{i=1}^n \epsilon_{1i} \mathbf{1}(D_i = 1) \sum_{j=1}^n K_{1h}(X_{1j}) (w_{ij}^{N_1} - w_{ji}^{N_1}) \\ & \quad + \frac{1}{\sqrt{nh_1^k}} \sum_{i=1}^n \epsilon_{1i} \mathbf{1}(D_i = 1) \sum_{j=1}^n K_{1h}(X_{1j}) w_{ji}^{N_1} \\ & \quad + \frac{1}{\sqrt{nh_1^k}} \sum_{i=1}^n K_{1h}(X_{1i}) \left[\frac{\frac{1}{nh_2^q} \sum_{j=1}^n K_{2h}(\widetilde{X}_j - \widetilde{X}_i) \mathbf{1}(D_j = 1) EY_{(1)}|X_j}{\frac{1}{nh_2^q} \sum_{j=1}^n K_{2h}(\widetilde{X}_j - \widetilde{X}_i) \mathbf{1}(D_j = 1)} - EY_{(1)}|X_i \right] \\ &=: I_{n,14} + I_{n,15} + I_{n,16} + I_{n,17}, \end{aligned}$$

where

$$w_{ij}^{N_1} = \frac{\frac{1}{nh_2^q} K_{2h}(\widetilde{X}_i - \widetilde{X}_j)}{\frac{1}{nh_2^q} \sum_{i=1}^n K_{2h}(\widetilde{X}_i - \widetilde{X}_j) \mathbf{1}(D_i = 1)}.$$

Then we can prove that $I_{n,15}$ and $I_{n,17}$ are $o_p(1)$ by the same arguments as those used to handle $I_{n,5}$ and $I_{n,7}$ for proving Theorem 3. Owing to $X_1 \not\subset \widetilde{X}$, similar arguments for proving Lemma 2 implies that $I_{n,16} = o_p(1)$. The proof for Corollary 2 is concluded. \square

PROOF OF COROLLARY 3. From the proof for Theorem 3, we can see that

$$E \left\{ \sum_{j=1}^n K_{1h}(X_{1j}) w_{ji}^N \middle| X_i \right\} = O_p \left(h_2 + \frac{h_2^{s_2}}{h_1^{s_2}} \right),$$

by the condition $\sqrt{nh_1^k} \left(h_2^s + \sqrt{\log(n)/nh_2^p} \right) = o(1)$. Then NRCATE shares the same asymptotic distribution as PRCATE. For SRCATE, we can use similar arguments to show the same result. The proof is finished. \square

References

- Abrevaya, J., Hsu, Y.C., Lieli, R.P., 2015. Estimating conditional average treatment effects. *Journal of Business & Economic Statistics* 33, 485–505.
- Cheng, P.E., 1994. Nonparametric estimation of mean functionals with data missing at random. *Journal of the American statistical association* 89, 81–87.
- Cook, R.D., Li, B., 2002. Dimension reduction for conditional mean in regression. *The Annals of Statistics* 30, 455–474.
- Feng, Z., Wen, X.M., Yu, Z., Zhu, L., 2013. On partial sufficient dimension reduction with applications to partially linear multi-index models. *Journal of the American Statistical Association* 108, 237–246.
- Hahn, J., 1998. On the role of the propensity score in efficient semiparametric estimation of average treatment effects. *Econometrica. Journal of the Econometric Society* 66, 315–331.
- Hammer, S.M., Katzenstein, D.A., Hughes, M.D., Gundacker, H., Schooley, R.T., Haubrich, R.H., Henry, W.K., Lederman, M.M., Phair, J.P., Niu, M., Martin, S.H., Thomas, C.M., 1996. A trial comparing nucleoside monotherapy with combination therapy in hiv-infected adults with cd4 cell counts from 200 to 500 per cubic millimeter. *New England Journal of Medicine* 335, 1081–1090.
- Healy, M., Westmacott, M., 1956. Missing values in experiments analysed on automatic computers. *Journal of the Royal Statistical Society: Series C (Applied Statistics)* 5, 203–206.
- Hirano, K., Imbens, G.W., Ridder, G., 2003. Efficient estimation of average treatment effects using the estimated propensity score. *Econometrica. Journal of the Econometric Society* 71, 1161–1189.
- Li, Q., Racine, J.S., 2007. *Nonparametric econometrics*. Princeton University Press, Princeton, NJ. Theory and practice.
- Luo, W., Wu, W., Zhu, Y., 2019. Learning heterogeneity in causal inference using sufficient dimension reduction. *Journal of Causal Inference* 7.

- Luo, W., Zhu, Y., Ghosh, D., 2017. On estimating regression-based causal effects using sufficient dimension reduction. *Biometrika* 104, 51–65.
- Ma, S., Zhu, L., Zhang, Z., Tsai, C.L., Carroll, R.J., 2019. A robust and efficient approach to causal inference based on sparse sufficient dimension reduction. *The Annals of Statistics* 47, 1505–1535.
- Matloff, N.S., 1981. Use of regression functions for improved estimation of means. *Biometrika* 68, 685–689.
- Nadaraya, E.A., 1964. On estimating regression. *Theory of Probability & Its Applications* 9, 141–142.
- Pagan, A., Ullah, A., 1999. *Nonparametric econometrics. Themes in Modern Econometrics*, Cambridge University Press, Cambridge.
- Rao, J., 1996. On variance estimation with imputed survey data. *Journal of the American Statistical Association* 91, 499–506.
- Rosenbaum, P.R., Rubin, D.B., 1983. The central role of the propensity score in observational studies for causal effects. *Biometrika* 70, 41–55.
- Rosenbaum, P.R., Rubin, D.B., 1985. Constructing a control group using multivariate matched sampling methods that incorporate the propensity score. *The American Statistician* 39, 33–38.
- Rubin, D.B., 1974. Estimating causal effects of treatments in randomized and nonrandomized studies. *Journal of Educational Psychology* 66, 688.
- Song, X., Ma, S., 2008. Multiple augmentation for interval-censored data with measurement error. *Statistics in Medicine* 27, 3178–3190.
- Wang, Q., Linton, O., Härdle, W., 2004. Semiparametric regression analysis with missing response at random. *Journal of the American Statistical Association* 99, 334–345.
- Watson, G.S., 1964. Smooth regression analysis. *Sankhyā (Statistics). The Indian Journal of Statistics. Series A* 26, 359–372.
- Xia, Y., Tong, H., Li, W.K., Zhu, L.X., 2002. An adaptive estimation of dimension reduction space. *Journal of the Royal Statistical Society. Series B. Statistical Methodology* 64, 363–410.
- Yin, J., Geng, Z., Li, R., Wang, H., 2010. Nonparametric covariance model. *Statistica Sinica* 20, 469–479.

Table 4: The distribution of $\sqrt{nh_1}[\hat{\tau}(x_1) - \tau(x_1)]$ for model 1

		n=200								n=500							
		OR	PR	SR	NR	N	S	P	O	OR	PR	SR	NR	N	S	P	O
		$h_1 = 0.05n^{-1/9}, h_4 = 0.6n^{-1/4}, h_2 = 0.4n^{-1/4}$															
SD	-0.4	0.178	0.224	0.213	0.223	0.352	0.361	0.396	0.407	0.188	0.224	0.208	0.225	0.371	0.388	0.404	0.409
	-0.2	0.182	0.192	0.181	0.196	0.351	0.365	0.377	0.380	0.186	0.193	0.191	0.213	0.368	0.383	0.389	0.395
	0	0.199	0.210	0.231	0.232	0.420	0.440	0.460	0.491	0.198	0.205	0.206	0.217	0.415	0.430	0.466	0.476
	0.2	0.208	0.216	0.248	0.243	0.466	0.476	0.503	0.525	0.195	0.203	0.231	0.226	0.423	0.438	0.484	0.509
	0.4	0.195	0.215	0.239	0.236	0.377	0.395	0.415	0.426	0.202	0.222	0.250	0.247	0.364	0.372	0.415	0.432
BIAS	-0.4	0.005	0.011	-0.032	0.001	-0.024	-0.001	-0.004	-0.006	0.021	0.026	-0.097	0.011	0.022	0.055	0.043	0.037
	-0.2	-0.002	0.006	0.094	0.043	-0.011	0.011	0.014	0.017	-0.005	-0.003	0.119	0.034	-0.036	-0.008	-0.013	-0.013
	0	0.005	0.013	0.040	0.032	-0.033	0.004	-0.007	0.012	0.007	0.007	0.057	0.030	-0.026	0.006	-0.004	0.007
	0.2	0.005	0.009	0.008	0.013	-0.006	0.035	0.001	0.014	0.003	0.001	0.005	0.007	-0.030	-0.004	-0.005	0.006
	0.4	0.006	0.004	-0.014	-0.008	0.033	0.066	0.041	0.027	0.015	0.013	0.000	0.008	0.032	0.038	0.017	0.012
MSE	-0.4	0.032	0.050	0.047	0.050	0.125	0.130	0.157	0.165	0.036	0.051	0.052	0.051	0.138	0.153	0.165	0.169
	-0.2	0.033	0.037	0.042	0.040	0.124	0.133	0.142	0.145	0.035	0.037	0.051	0.047	0.137	0.147	0.152	0.156
	0	0.040	0.044	0.055	0.055	0.177	0.194	0.212	0.241	0.039	0.042	0.046	0.048	0.173	0.185	0.217	0.226
	0.2	0.043	0.047	0.061	0.059	0.217	0.228	0.253	0.276	0.038	0.041	0.054	0.051	0.180	0.192	0.234	0.259
	0.4	0.038	0.046	0.057	0.056	0.143	0.160	0.174	0.182	0.041	0.049	0.062	0.061	0.133	0.140	0.173	0.187
		$h_1 = 0.05n^{-1/9}, h_4 = 0.5n^{-1/4}, h_2 = 0.4n^{-1/4}$															
SD	-0.4	0.195	0.235	0.219	0.227	0.358	0.371	0.403	0.392	0.181	0.220	0.212	0.225	0.365	0.381	0.406	0.405
	-0.2	0.191	0.198	0.196	0.211	0.386	0.398	0.413	0.410	0.192	0.201	0.194	0.214	0.373	0.386	0.406	0.408
	0	0.199	0.206	0.214	0.216	0.391	0.415	0.429	0.435	0.196	0.209	0.219	0.230	0.418	0.436	0.466	0.484
	0.2	0.202	0.207	0.235	0.231	0.440	0.455	0.495	0.525	0.203	0.209	0.231	0.227	0.419	0.431	0.468	0.493
	0.4	0.207	0.222	0.248	0.245	0.375	0.380	0.429	0.441	0.196	0.212	0.231	0.229	0.361	0.370	0.416	0.426
BIAS	-0.4	0.011	0.019	-0.043	0.012	0.023	0.046	0.038	0.034	0.015	0.003	-0.126	-0.011	-0.008	0.024	0.005	0.000
	-0.2	0.000	0.001	0.081	0.035	-0.033	-0.011	-0.002	-0.006	0.011	0.009	0.126	0.045	-0.021	0.002	-0.002	-0.001
	0	-0.012	-0.016	0.013	0.006	-0.033	0.000	-0.009	-0.003	0.009	0.013	0.064	0.038	-0.012	0.010	0.014	0.027
	0.2	-0.003	-0.008	-0.008	-0.004	-0.041	-0.014	-0.035	-0.019	-0.009	-0.004	-0.002	-0.001	-0.019	-0.008	-0.009	0.007
	0.4	-0.007	-0.010	-0.025	-0.022	0.017	0.037	0.030	0.026	0.017	0.019	0.010	0.015	0.055	0.055	0.046	0.047
MSE	-0.4	0.038	0.056	0.050	0.051	0.129	0.140	0.164	0.155	0.033	0.048	0.061	0.051	0.133	0.145	0.165	0.164
	-0.2	0.037	0.039	0.045	0.046	0.150	0.159	0.171	0.168	0.037	0.040	0.053	0.048	0.139	0.149	0.165	0.167
	0	0.040	0.043	0.046	0.047	0.154	0.172	0.184	0.189	0.039	0.044	0.052	0.054	0.175	0.190	0.217	0.235
	0.2	0.041	0.043	0.055	0.053	0.195	0.207	0.246	0.276	0.041	0.044	0.053	0.051	0.176	0.186	0.219	0.243
	0.4	0.043	0.049	0.062	0.061	0.141	0.146	0.185	0.195	0.039	0.045	0.053	0.053	0.133	0.140	0.175	0.184
		$h_1 = 0.05n^{-1/9}, h_4 = 0.5n^{-1/4}, h_2 = 0.45n^{-1/4}$															
SD	-0.4	0.183	0.222	0.218	0.219	0.357	0.375	0.405	0.398	0.191	0.214	0.207	0.215	0.376	0.390	0.400	0.408
	-0.2	0.195	0.203	0.186	0.197	0.360	0.366	0.380	0.384	0.186	0.196	0.183	0.198	0.364	0.372	0.386	0.391
	0	0.193	0.206	0.214	0.217	0.441	0.453	0.474	0.486	0.193	0.201	0.207	0.211	0.432	0.442	0.478	0.491
	0.2	0.200	0.213	0.237	0.232	0.460	0.476	0.516	0.525	0.194	0.202	0.230	0.227	0.479	0.489	0.526	0.541
	0.4	0.198	0.220	0.241	0.239	0.407	0.414	0.453	0.460	0.211	0.231	0.257	0.255	0.406	0.408	0.455	0.474
BIAS	-0.4	0.005	0.000	-0.064	-0.009	-0.013	0.010	0.010	0.007	-0.004	-0.004	-0.130	-0.016	-0.006	0.019	0.009	0.020
	-0.2	0.001	-0.002	0.079	0.049	-0.044	-0.029	-0.024	-0.022	-0.002	-0.004	0.118	0.041	-0.025	-0.007	-0.007	-0.004
	0	0.003	0.000	0.022	0.017	-0.029	-0.010	-0.018	-0.005	0.008	0.006	0.056	0.034	-0.034	-0.014	-0.003	-0.008
	0.2	0.016	0.013	0.013	0.018	-0.034	-0.001	-0.026	-0.016	0.000	-0.001	0.002	0.006	-0.030	-0.026	-0.022	-0.028
	0.4	0.004	-0.001	-0.014	-0.015	0.014	0.035	0.013	0.000	0.021	0.021	0.009	0.010	0.030	0.036	0.008	-0.003
MSE	-0.4	0.034	0.049	0.052	0.048	0.128	0.141	0.164	0.159	0.037	0.046	0.060	0.046	0.142	0.152	0.160	0.167
	-0.2	0.038	0.041	0.041	0.041	0.131	0.134	0.145	0.148	0.035	0.038	0.047	0.041	0.133	0.139	0.149	0.153
	0	0.037	0.042	0.046	0.047	0.195	0.205	0.225	0.236	0.037	0.040	0.046	0.046	0.188	0.195	0.228	0.241
	0.2	0.040	0.045	0.056	0.054	0.213	0.226	0.267	0.276	0.038	0.041	0.053	0.052	0.230	0.240	0.278	0.293
	0.4	0.039	0.048	0.058	0.057	0.166	0.172	0.205	0.211	0.045	0.054	0.066	0.065	0.165	0.168	0.207	0.225

Table 5: The distribution of $\sqrt{nh_1}[\hat{\tau}(x_1) - \tau(x_1)]$ for model 2

		n=200								n=500							
		OR	PR	SR	NR	N	S	P	O	OR	PR	SR	NR	N	S	P	O
		$h_1 = 0.02n^{-1/9}, h_4 = 0.2n^{-1/4}, h_2 = 0.15n^{-1/4}$															
SD	-0.4	0.384	0.386	0.391	0.409	0.950	1.103	1.101	1.098	0.341	0.348	0.356	0.376	0.959	1.066	1.061	1.079
	-0.2	0.389	0.395	0.399	0.430	0.968	1.100	1.106	1.114	0.360	0.362	0.365	0.396	0.962	1.091	1.088	1.099
	0	0.386	0.388	0.393	0.419	1.000	1.165	1.141	1.136	0.373	0.376	0.380	0.397	0.940	1.077	1.053	1.064
	0.2	0.379	0.378	0.381	0.406	1.011	1.175	1.122	1.116	0.357	0.361	0.368	0.398	0.998	1.140	1.120	1.121
	0.4	0.384	0.390	0.412	0.435	1.011	1.150	1.105	1.103	0.390	0.394	0.413	0.438	1.045	1.182	1.129	1.157
BIAS	-0.4	0.010	0.010	0.059	0.031	-0.667	-0.063	0.081	0.089	0.020	0.018	0.108	0.028	-1.033	-0.118	0.032	0.015
	-0.2	-0.017	-0.017	0.012	0.003	-0.740	-0.158	-0.008	0.011	-0.005	-0.007	0.033	-0.004	-1.078	-0.151	-0.023	-0.036
	0	-0.013	-0.015	-0.022	-0.017	-0.751	-0.143	-0.025	-0.009	0.004	0.002	-0.003	0.028	-0.996	-0.082	0.050	0.052
	0.2	-0.002	-0.002	-0.023	0.013	-0.650	0.004	0.058	0.078	-0.011	-0.013	-0.068	-0.031	-0.968	-0.008	0.028	0.035
	0.4	0.060	0.058	0.013	0.041	-0.566	0.095	0.103	0.104	0.005	0.004	-0.067	-0.007	-0.892	0.120	0.020	0.019
MSE	-0.4	0.148	0.149	0.156	0.168	1.348	1.220	1.218	1.213	0.117	0.121	0.139	0.142	1.987	1.150	1.127	1.165
	-0.2	0.152	0.157	0.160	0.185	1.483	1.234	1.222	1.240	0.129	0.131	0.134	0.157	2.087	1.213	1.184	1.209
	0	0.149	0.151	0.155	0.176	1.564	1.377	1.303	1.291	0.139	0.142	0.145	0.158	1.876	1.166	1.111	1.136
	0.2	0.143	0.143	0.146	0.165	1.445	1.380	1.262	1.252	0.128	0.130	0.140	0.160	1.932	1.300	1.256	1.258
	0.4	0.151	0.156	0.170	0.191	1.342	1.332	1.232	1.226	0.152	0.155	0.175	0.192	1.888	1.411	1.275	1.339
		$h_1 = 0.02n^{-1/9}, h_4 = 0.18n^{-1/4}, h_2 = 0.13n^{-1/4}$															
SD	-0.4	0.368	0.374	0.376	0.397	1.003	1.204	1.140	1.161	0.346	0.348	0.358	0.372	0.945	1.093	1.077	1.102
	-0.2	0.399	0.397	0.407	0.443	1.011	1.192	1.183	1.177	0.368	0.369	0.371	0.394	0.889	1.030	1.028	1.039
	0	0.389	0.390	0.392	0.413	1.029	1.192	1.188	1.197	0.362	0.364	0.373	0.408	0.966	1.101	1.077	1.099
	0.2	0.387	0.387	0.395	0.411	1.048	1.254	1.207	1.198	0.328	0.330	0.333	0.376	0.966	1.097	1.078	1.104
	0.4	0.391	0.398	0.420	0.432	1.041	1.202	1.131	1.147	0.370	0.377	0.390	0.391	1.019	1.172	1.089	1.114
BIAS	-0.4	0.023	0.027	0.079	0.019	-0.811	-0.173	-0.012	-0.030	-0.023	-0.020	0.070	-0.015	-1.169	-0.194	-0.027	-0.018
	-0.2	0.003	0.005	0.033	0.015	-0.754	-0.101	0.052	0.049	0.005	0.007	0.046	0.002	-1.101	-0.141	0.039	0.050
	0	0.008	0.009	0.011	0.019	-0.781	-0.109	-0.014	-0.005	0.000	0.001	-0.007	0.001	-1.103	-0.121	0.013	0.021
	0.2	0.027	0.025	-0.006	0.031	-0.653	0.054	0.122	0.119	0.003	0.003	-0.046	0.016	-1.060	-0.011	0.054	0.052
	0.4	0.023	0.020	-0.025	0.018	-0.588	0.124	0.157	0.128	0.014	0.013	-0.058	0.008	-0.986	0.057	0.027	0.021
MSE	-0.4	0.136	0.141	0.147	0.158	1.664	1.479	1.300	1.348	0.120	0.121	0.133	0.139	2.258	1.232	1.161	1.215
	-0.2	0.159	0.158	0.166	0.196	1.592	1.431	1.402	1.388	0.135	0.136	0.139	0.155	2.002	1.081	1.058	1.083
	0	0.151	0.152	0.154	0.171	1.668	1.433	1.412	1.433	0.131	0.133	0.139	0.166	2.150	1.227	1.159	1.207
	0.2	0.150	0.151	0.156	0.170	1.525	1.577	1.473	1.450	0.108	0.109	0.113	0.141	2.057	1.203	1.165	1.222
	0.4	0.154	0.159	0.177	0.187	1.429	1.460	1.304	1.331	0.137	0.142	0.155	0.153	2.011	1.376	1.187	1.241
		$h_1 = 0.02n^{-1/9}, h_4 = 0.15n^{-1/4}, h_2 = 0.1n^{-1/4}$															
SD	-0.4	0.364	0.370	0.379	0.409	0.997	1.172	1.140	1.164	0.358	0.363	0.370	0.389	0.970	1.134	1.109	1.140
	-0.2	0.388	0.392	0.406	0.436	1.042	1.225	1.227	1.230	0.364	0.362	0.365	0.408	0.901	1.086	1.054	1.054
	0	0.396	0.398	0.413	0.446	0.992	1.180	1.166	1.161	0.371	0.374	0.382	0.417	0.919	1.113	1.077	1.084
	0.2	0.388	0.389	0.397	0.436	1.029	1.254	1.161	1.182	0.369	0.370	0.374	0.389	1.021	1.199	1.148	1.168
	0.4	0.375	0.379	0.403	0.430	1.151	1.360	1.261	1.280	0.364	0.370	0.386	0.409	1.049	1.243	1.132	1.160
BIAS	-0.4	-0.001	0.002	0.047	0.008	-0.838	-0.202	-0.010	-0.019	-0.013	-0.010	0.087	0.000	-1.255	-0.212	-0.034	-0.021
	-0.2	0.008	0.012	0.038	0.020	-0.872	-0.245	-0.067	-0.058	0.021	0.022	0.061	0.018	-1.145	-0.086	0.120	0.121
	0	0.022	0.023	0.023	0.032	-0.850	-0.196	-0.036	-0.030	-0.001	-0.003	-0.014	-0.005	-1.265	-0.190	-0.023	-0.024
	0.2	-0.007	-0.007	-0.036	-0.014	-0.839	-0.140	-0.053	-0.042	0.007	0.005	-0.047	-0.001	-1.213	-0.103	0.006	-0.007
	0.4	0.011	0.007	-0.036	0.000	-0.759	-0.075	-0.013	-0.021	-0.005	-0.009	-0.082	-0.013	-1.191	-0.073	-0.075	-0.103
MSE	-0.4	0.133	0.137	0.146	0.167	1.695	1.414	1.299	1.355	0.129	0.132	0.144	0.151	2.517	1.330	1.230	1.300
	-0.2	0.150	0.154	0.166	0.191	1.846	1.562	1.510	1.515	0.133	0.132	0.137	0.167	2.121	1.187	1.125	1.126
	0	0.158	0.159	0.171	0.200	1.706	1.431	1.360	1.350	0.138	0.140	0.146	0.174	2.445	1.275	1.161	1.176
	0.2	0.150	0.151	0.159	0.190	1.764	1.592	1.351	1.400	0.136	0.137	0.142	0.151	2.512	1.447	1.319	1.363
	0.4	0.141	0.144	0.164	0.185	1.901	1.856	1.590	1.638	0.132	0.137	0.156	0.168	2.519	1.551	1.286	1.356

Table 6: The distribution of $\sqrt{nh_1}[\hat{\tau}(x_1) - \tau(x_1)]$ for model 3

		n=200								n=500							
		OR	PR	SR	NR	N	S	P	O	OR	PR	SR	NR	N	S	P	O
		$h_1 = 0.02n^{-1/9}, h_4 = 0.18n^{-1/4}, h_2 = 0.16n^{-1/4}$															
SD	-0.4	0.320	0.321	0.328	0.319	0.516	0.532	0.570	0.548	0.306	0.310	0.315	0.307	0.502	0.501	0.501	0.499
	-0.2	0.341	0.343	0.352	0.345	0.477	0.477	0.514	0.526	0.298	0.301	0.304	0.292	0.476	0.472	0.497	0.501
	0	0.301	0.306	0.312	0.304	0.450	0.458	0.487	0.495	0.292	0.296	0.299	0.290	0.484	0.466	0.512	0.514
	0.2	0.320	0.320	0.322	0.313	0.493	0.486	0.521	0.514	0.296	0.298	0.304	0.296	0.470	0.455	0.489	0.488
	0.4	0.306	0.314	0.319	0.312	0.501	0.525	0.534	0.530	0.301	0.305	0.308	0.296	0.473	0.477	0.483	0.491
BIAS	-0.4	-0.023	-0.025	-0.028	-0.044	-0.038	-0.029	0.001	0.003	0.026	0.027	0.025	0.005	0.027	0.021	0.050	0.054
	-0.2	0.026	0.022	0.020	0.035	0.004	0.009	-0.006	-0.009	-0.006	-0.006	-0.003	0.010	0.013	0.022	0.003	0.004
	0	0.003	-0.001	0.011	0.035	0.048	0.051	0.019	0.022	0.010	0.011	0.013	0.042	0.020	0.043	-0.014	-0.015
	0.2	0.003	0.000	0.001	0.014	0.015	0.026	0.008	0.010	-0.012	-0.011	-0.010	0.009	0.033	0.044	0.023	0.022
	0.4	-0.004	-0.006	-0.011	-0.018	-0.023	-0.012	0.011	0.013	0.001	0.001	-0.004	-0.023	-0.044	-0.049	-0.010	-0.008
MSE	-0.4	0.103	0.104	0.109	0.103	0.267	0.284	0.324	0.301	0.094	0.097	0.100	0.094	0.252	0.252	0.253	0.252
	-0.2	0.117	0.118	0.124	0.120	0.227	0.227	0.265	0.277	0.089	0.091	0.092	0.085	0.227	0.223	0.247	0.251
	0	0.091	0.094	0.098	0.094	0.205	0.212	0.237	0.246	0.085	0.088	0.090	0.086	0.234	0.219	0.262	0.265
	0.2	0.102	0.102	0.104	0.098	0.244	0.237	0.272	0.264	0.088	0.089	0.093	0.088	0.222	0.209	0.240	0.239
	0.4	0.093	0.098	0.102	0.097	0.251	0.276	0.285	0.281	0.091	0.093	0.095	0.088	0.226	0.230	0.234	0.241
		$h_1 = 0.02n^{-1/9}, h_4 = 0.2n^{-1/4}, h_2 = 0.15n^{-1/4}$															
SD	-0.4	0.297	0.301	0.313	0.306	0.465	0.480	0.502	0.506	0.285	0.290	0.296	0.289	0.497	0.512	0.507	0.513
	-0.2	0.311	0.313	0.319	0.314	0.423	0.428	0.467	0.462	0.303	0.307	0.309	0.300	0.471	0.475	0.482	0.478
	0	0.316	0.320	0.322	0.322	0.470	0.465	0.532	0.522	0.321	0.325	0.331	0.325	0.483	0.487	0.521	0.521
	0.2	0.318	0.323	0.328	0.323	0.460	0.462	0.501	0.502	0.291	0.298	0.301	0.297	0.468	0.471	0.484	0.485
	0.4	0.301	0.305	0.306	0.305	0.489	0.493	0.530	0.516	0.310	0.311	0.312	0.307	0.518	0.536	0.524	0.522
BIAS	-0.4	0.003	0.002	-0.001	-0.013	-0.019	-0.004	0.024	0.025	-0.003	-0.004	-0.007	-0.025	-0.043	-0.025	-0.018	-0.015
	-0.2	-0.025	-0.023	-0.023	-0.013	-0.023	-0.024	-0.043	-0.044	0.011	0.011	0.015	0.029	0.007	0.016	-0.004	-0.004
	0	0.001	0.003	0.009	0.028	0.019	0.028	-0.009	-0.014	0.014	0.015	0.023	0.051	0.050	0.059	0.012	0.018
	0.2	0.008	0.009	0.017	0.025	0.024	0.029	0.017	0.011	0.010	0.011	0.015	0.026	0.019	0.032	0.012	0.011
	0.4	-0.010	-0.009	-0.014	-0.025	-0.055	-0.048	-0.010	-0.012	-0.004	-0.004	-0.010	-0.025	-0.034	-0.013	-0.009	-0.008
MSE	-0.4	0.088	0.090	0.098	0.094	0.217	0.230	0.253	0.257	0.081	0.084	0.088	0.084	0.248	0.263	0.257	0.264
	-0.2	0.097	0.099	0.102	0.099	0.179	0.183	0.220	0.216	0.092	0.094	0.095	0.091	0.222	0.226	0.232	0.229
	0	0.100	0.103	0.104	0.105	0.221	0.217	0.283	0.272	0.103	0.106	0.110	0.108	0.236	0.241	0.271	0.272
	0.2	0.101	0.104	0.108	0.105	0.212	0.215	0.251	0.252	0.085	0.089	0.091	0.089	0.220	0.223	0.234	0.235
	0.4	0.091	0.093	0.094	0.094	0.243	0.246	0.281	0.267	0.096	0.097	0.097	0.095	0.270	0.288	0.275	0.273
		$h_1 = 0.02n^{-1/9}, h_4 = 0.18n^{-1/4}, h_2 = 0.15n^{-1/4}$															
SD	-0.4	0.309	0.313	0.323	0.316	0.515	0.541	0.531	0.519	0.282	0.286	0.286	0.283	0.487	0.493	0.495	0.491
	-0.2	0.315	0.315	0.326	0.312	0.495	0.534	0.528	0.539	0.299	0.300	0.304	0.294	0.480	0.481	0.488	0.486
	0	0.322	0.328	0.329	0.324	0.473	0.485	0.526	0.531	0.304	0.304	0.308	0.299	0.472	0.476	0.493	0.487
	0.2	0.302	0.303	0.311	0.302	0.460	0.433	0.480	0.485	0.305	0.307	0.308	0.305	0.465	0.466	0.485	0.487
	0.4	0.306	0.311	0.314	0.309	0.476	0.500	0.506	0.514	0.283	0.285	0.286	0.284	0.449	0.471	0.467	0.464
BIAS	-0.4	-0.011	-0.011	-0.016	-0.026	-0.026	0.002	0.021	0.016	0.016	0.014	0.006	-0.009	-0.020	-0.018	0.012	0.009
	-0.2	-0.012	-0.012	-0.012	-0.001	-0.014	-0.011	-0.024	-0.027	0.007	0.005	0.006	0.022	0.009	0.025	0.006	0.004
	0	-0.012	-0.012	-0.005	0.018	0.058	0.048	0.024	0.023	-0.002	-0.004	-0.003	0.024	0.021	0.034	-0.014	-0.021
	0.2	0.017	0.018	0.021	0.034	0.040	0.042	0.032	0.029	-0.007	-0.009	-0.009	0.007	-0.004	0.001	-0.016	-0.019
	0.4	0.012	0.013	0.012	-0.002	-0.043	-0.017	0.003	0.004	-0.009	-0.011	-0.011	-0.029	-0.044	-0.032	-0.005	-0.007
MSE	-0.4	0.096	0.098	0.105	0.101	0.266	0.293	0.282	0.270	0.080	0.082	0.082	0.080	0.237	0.244	0.245	0.241
	-0.2	0.100	0.099	0.106	0.098	0.245	0.285	0.279	0.291	0.090	0.090	0.092	0.087	0.230	0.232	0.238	0.237
	0	0.104	0.108	0.108	0.106	0.227	0.238	0.278	0.282	0.092	0.092	0.095	0.090	0.223	0.228	0.244	0.238
	0.2	0.091	0.092	0.097	0.093	0.213	0.189	0.232	0.236	0.093	0.095	0.095	0.093	0.217	0.217	0.235	0.238
	0.4	0.094	0.097	0.098	0.096	0.228	0.251	0.256	0.265	0.080	0.081	0.082	0.081	0.204	0.223	0.218	0.216

SUPPLEMENTARY MATERIAL TO “OUTCOME REGRESSION-BASED ESTIMATION OF CONDITIONAL AVERAGE TREATMENT EFFECT”

BY LU LI[†], NIWEN ZHOU[‡] AND LIXING ZHU^{‡,§,*}

East China Normal University[†], Beijing Normal University[‡] and Hong Kong Baptist University[§]

1. Appendix Give some notations first.

- (1) C and M stand for two generic bounded constants, Ξ is the σ -field generated by X_{11}, \dots, X_{1n} .
- (2) $\epsilon_{ti} = Y_i - E(Y_{(t)}|X_i)$, $\tau_t(x_1) = E[E\{Y|D = t, X\}|X_1 = x_1]$, $Z^t = \beta_t^\top X$ for $t = 0, 1$ and $i = 1, \dots, n$.
- (3) Write $K_1\left(\frac{X_{1i}-X_1}{h_1}\right)$ as $K_{1h}(X_{1i})$; $K_2\left(\frac{X_i-X_j}{h_2}\right)$ as $K_{2h}(X_i - X_j)$, and $K_{4h}(Z_i - Z_j)$ as $K_4\left(\frac{Z_i-Z_j}{h_4}\right)$.

In the two-step estimation procedure for CATE, the second step involves, for $i = 1, \dots, n$, the quantities:

$$\hat{K}_{1h}(X_{1i}) = \sum_{j:j \neq i} w_{ij} K_{1h}(X_{1j}).$$

We call it the estimator of $K_{1h}(X_{1j})$. In different circumstances, w_{ij} can be different. Take NRCATE as an example, and write w_{ij} as w_{ij}^N :

$$w_{ij}^N = \frac{\frac{1}{nh_2^2} K_{2h}(X_i - X_j)}{\frac{1}{nh_2^2} \sum_{i=1}^n K_{2h}(X_i - X_j) \mathbf{1}(D_i = 1)}$$

that depends on X_1, \dots, X_n only.

LEMMA 1.1. *Given assumptions (C1) - (C4) in Subsection 2.1 and (A1) - (A4) in Subsections 2.2-2.3,*

$$(1.1) \quad |w_{ij}^N - w_{ji}^N| = \frac{O_p(h_2)}{nh_2^p} |K_{2h}(X_i - X_j)|,$$

PROOF OF LEMMA 1.1. By assumption (A2), $w_{ij}^N = w_{ji}^N = 0$ for $\|X_j - X_i\|_\infty > h_2$ (Abrevaya, Hsu and Lieli, 2015). Suppose that $\|X_j - X_i\|_\infty \leq h_2$. For all j , we define

$$\widehat{f}(X_j) = \frac{1}{nh_2^p} \sum_{i:i \neq j}^n K_{2h}(X_i - X_j).$$

It is clear that

$$\begin{aligned} (1.2) \quad w_{ij}^N &= \frac{\frac{1}{nh_2^p} K_{2h}(X_i - X_j)}{\frac{1}{nh_2^p} \sum_{i=1}^n K_{2h}(X_i - X_j) \mathbf{1}(D_i = 1)} = \frac{\frac{1}{nh_2^p} K_{2h}(X_i - X_j)}{\frac{1}{nh_2^p} \sum_{i=1}^n K_{2h}(X_i - X_j)} \times \frac{\frac{1}{nh_2^p} \sum_{i=1}^n K_{2h}(X_i - X_j)}{\frac{1}{nh_2^p} \sum_{i=1}^n K_{2h}(X_i - X_j) \mathbf{1}(D_i = 1)} \\ &= \frac{\frac{1}{nh_2^p} K_{2h}(X_i - X_j)}{\widehat{f}(X_j) \widehat{p}(X_j)}. \end{aligned}$$

Then we have

$$\begin{aligned} (1.3) \quad &|w_{ij}^N - w_{ji}^N| \\ &= \frac{1}{nh_2^p} \left| \frac{K_{2h}(X_i - X_j)}{\widehat{p}(X_j) \widehat{f}(X_j)} - \frac{K_{2h}(X_j - X_i)}{\widehat{p}(X_i) \widehat{f}(X_i)} \right| = \frac{1}{nh_2^p} |K_{2h}(X_i - X_j)| \left| \frac{1}{\widehat{p}(X_j) \widehat{f}(X_j)} - \frac{1}{\widehat{p}(X_i) \widehat{f}(X_i)} \right| \\ &\leq \frac{1}{nh_2^p} |K_{2h}(X_i - X_j)| \left\{ \left| \frac{1}{\widehat{p}(X_j) \widehat{f}(X_j)} - \frac{1}{p(X_j) f(X_j)} \right| + \left| \frac{1}{\widehat{p}(X_i) \widehat{f}(X_i)} - \frac{1}{p(X_i) f(X_i)} \right| \right. \\ &\quad \left. + \left| \frac{1}{p(X_j) f(X_j)} - \frac{1}{p(X_i) f(X_i)} \right| \right\} \\ &= \frac{1}{nh_2^p} |K_{2h}(X_i - X_j)| \left\{ \left| \frac{\widehat{p}(X_j) \widehat{f}(X_j) - p(X_j) f(X_j)}{\widehat{p}(X_j) p(X_j) \widehat{f}(X_j) f(X_j)} \right| + \left| \frac{\widehat{p}(X_i) \widehat{f}(X_i) - p(X_i) f(X_i)}{\widehat{p}(X_i) p(X_i) \widehat{f}(X_i) f(X_i)} \right| \right. \\ &\quad \left. + \left| \frac{p(X_i) f(X_i) - p(X_j) f(X_j)}{p(X_i) p(X_j) f(X_i) f(X_j)} \right| \right\}. \end{aligned}$$

Under conditions (C1)-(C4) and (A1)-(A4) for nonparametric estimation,

$$\begin{aligned} \sup_i |\widehat{f}(X_i) - f(X_i)| &= O_p \left(h_2^{s_2} + \sqrt{\frac{\log n}{nh_2^p}} \right), \\ \sup_i |\widehat{p}(X_i) - p(X_i)| &= O_p \left(h_2^{s_2} + \sqrt{\frac{\log n}{nh_2^p}} \right). \end{aligned}$$

Since $s_2 \geq p \geq 2$, assumption (A3) implies that $\sup_i |\widehat{f}(X_i) - f(X_i)| = o_p(h_2)$

and $\sup_i |\widehat{p}(X_i) - p(X_i)| = o_p(h_2)$. By the mean value theorem,

$$\sup_j \left| \frac{\widehat{p}(X_j)\widehat{f}(X_j) - p(X_j)f(X_j)}{\widehat{p}(X_j)p(X_j)\widehat{f}(X_j)f(X_j)} \right| \leq \sup_j \frac{1}{\widehat{p}^2(X_j)\widehat{f}^2(X_j)} \sup_j \left| \widehat{p}(X_j)\widehat{f}(X_j) - p(X_j)f(X_j) \right|,$$

where $\widetilde{p}(X_j)$ is a quantity between $\widehat{p}(X_j)$ and $p(X_j)$, similarly, $\widetilde{f}(X_j)$ is also a quantity between $\widehat{f}(X_j)$ and $f(X_j)$. Owing to that f and p are bounded away from zero, $\sup_j \widetilde{p}_j^{-2}\widetilde{f}_j^{-2} = O_p(1)$. After a simple calculation, we have

$$\sup_j \left| \widehat{p}(X_j)\widehat{f}(X_j) - p(X_j)f(X_j) \right| = O_p \left(h_2^{s_2} + \sqrt{\frac{\log n}{nh_2^p}} \right) = o_p(h_2).$$

Therefore,

$$\sup_j \left| \frac{\widehat{p}(X_j)\widehat{f}(X_j) - p(X_j)f(X_j)}{\widehat{p}(X_j)p(X_j)\widehat{f}(X_j)f(X_j)} \right| = o_p(h_2), \quad \sup_i \left| \frac{\widehat{p}(X_i)\widehat{f}(X_i) - p(X_i)f(X_i)}{\widehat{p}(X_i)p(X_i)\widehat{f}(X_i)f(X_i)} \right| = o_p(h_2).$$

As for the last term in (1.3), noticing that f and p are continuously differentiable on its compact support and bounded away from zero, we have $\left| \frac{1}{f(x_1)p(x_1)} - \frac{1}{f(x_2)p(x_2)} \right| \leq M \|x_1 - x_2\|_\infty$ for all $x_1, x_2 \in \mathcal{X}$ and a constant $M > 0$. $\|X_j - X_i\|_\infty \leq h_2$ leads to $\left| \frac{1}{f(X_i)p(X_i)} - \frac{1}{f(X_j)p(X_j)} \right| = O(h_2)$. Combining all results yields (1.1). \square

PROOF OF THEOREM ???. We can rewrite $\widehat{m}_1(X_i) - \widehat{m}_0(X_i) - \tau(x_1)$ as $\{\widehat{m}_1(X_i) - \tau_1(x_1)\} - \{\widehat{m}_0(X_i) - \tau_0(x_1)\}$. Then based on (??),

$$\begin{aligned} & \sqrt{nh_1^k}(\widehat{\tau}(x_1) - \tau(x_1)) \\ &= \frac{\frac{1}{\sqrt{nh_1^k}} \sum_{i=1}^n K_{1h}(X_{1i}) \{[\widehat{m}_1(X_i) - \tau_1(x_1)] - [\widehat{m}_0(X_i) - \tau_0(x_1)]\}}{\frac{1}{nh_1^k} \sum_{i=1}^n K_{1h}(X_{1i})} \\ (1.4) \quad &= \frac{\frac{1}{\sqrt{nh_1^k}} \sum_{i=1}^n K_{1h}(X_{1i}) \{[\widehat{m}_1(X_i) - \tau_1(x_1)] - [\widehat{m}_0(X_i) - \tau_0(x_1)]\}}{f(x_1)} (1 + o_p(1)), \end{aligned}$$

as

$$\sup_{x_1} \left| \frac{1}{nh_1^k} \sum_{i=1}^n K_{1h}(X_{1i}) - f(x_1) \right| = o_p(1).$$

First, deal with $\{\widehat{m}_1(X_i) - \tau_1(x_1)\}$ in (1.4). It is clear that
(1.5)

$$\begin{aligned} & \frac{1}{\sqrt{nh_1^k}} \sum_{i=1}^n K_{1h}(X_{1i}) [\widehat{m}_1(X_i) - \tau_1(x_1)] \\ &= \frac{1}{\sqrt{nh_1^k}} \left\{ \sum_{i=1}^n K_{1h}(X_{1i}) [\widehat{m}_1(X_i) - m_1(X_i)] + \sum_{i=1}^n K_{1h}(X_{1i}) [m_1(X_i) - \tau_1(x_1)] \right\} \\ &=: \frac{1}{\sqrt{nh_1^k}} (I_{n,1} + I_{n,2}). \end{aligned}$$

A simple calculation yields that

$$\left| \frac{1}{\sqrt{nh_1^k}} I_{n,1} \right| \leq \sup_x |\widehat{m}_1(X_i) - m_1(X_i)| \frac{1}{nh_1^k} \sum_{i=1}^n |K_{1h}(X_{1i})|.$$

As $h_1 \rightarrow 0$ and $\frac{1}{nh_1^k} \sum_{i=1}^n |K_{1h}(X_{1i})| = O_p(1)$, we then have $\frac{1}{\sqrt{nh_1^k}} I_{n,1} = O_p(\sqrt{h_1^k}) = o_p(1)$. Thus, equation (1.5) becomes

$$\frac{1}{\sqrt{nh_1^k}} \sum_{i=1}^n K_{1h}(X_{1i}) [\widehat{m}_1(X_i) - \tau_1(x_1)] = \frac{1}{\sqrt{nh_1^k}} \sum_{i=1}^n K_{1h}(X_{1i}) [m_1(X_i) - \tau_1(x_1)] + o_p(1).$$

Similarly,

$$\frac{1}{\sqrt{nh_1^k}} \sum_{i=1}^n K_{1h}(X_{1i}) [\widehat{m}_0(X_i) - \tau_0(x_1)] = \frac{1}{\sqrt{nh_1^k}} \sum_{i=1}^n K_{1h}(X_{1i}) [m_0(X_i) - \tau_0(x_1)] + o_p(1).$$

Altogether, the asymptotically linear representation of $\widehat{\tau}(x_1)$ is

$$\begin{aligned} \sqrt{nh_1^k} \{\widehat{\tau}(x_1) - \tau(x_1)\} &= \frac{\frac{1}{\sqrt{nh_1^k}} \sum_{i=1}^n K_{1h}(X_{1i}) \{m_1(X_i) - m_0(X_i) - \tau(x_1)\}}{f(x_1)} (1 + o_p(1)) \\ &= \frac{\frac{1}{\sqrt{nh_1^k}} \sum_{i=1}^n K_{1h}(X_{1i}) \{m_1(X_i) - m_0(X_i) - \tau(x_1)\}}{f(x_1)} + o_p(1). \end{aligned}$$

The second equation is due to the asymptotic finiteness of the leading term that is asymptotically normal shown below. As it is the sum of independent variables, the asymptotic normality is easy to derive. Specifically, noticing that the random variables

$$\{K_{1h}(X_{1i}) [m_1(X_i) - m_0(X_i) - \tau(x_1)]\}_{i=1}^n$$

are i.i.d., then we can apply Lyapunov's central limit theorem to obtain the asymptotic distribution shown in Theorem ???. Under the assumptions (C1)-

(C4) and (A1), we derive that

$$\sqrt{nh_1^k} \{\hat{\tau}(x_1) - \tau(x_1)\} \xrightarrow{d} N\left(0, \frac{\|K_1\|_2^2 \sigma_P^2(x_1)}{f(x_1)}\right),$$

we now give the formula of $\sigma_P^2(x_1)$. It is easy to see that when $n \rightarrow \infty$, the variance of

$$\frac{\frac{1}{\sqrt{nh_1^k}} \sum_{i=1}^n K_{1h}(X_{1i}) \{m_1(X_i) - m_0(X_i) - \tau(x_1)\}}{f(x_1)}$$

converges to

$$\sigma_P^2(x_1) := E[\{m_1(X) - m_0(X) - \tau(x_1)\}^2 | X_1 = x_1].$$

The proof of Theorem ?? is finished. \square

PROOF OF THEOREM ?. First, we have

$$(1.6) \quad \begin{aligned} & \sqrt{nh_1^k} (\hat{\tau}(x_1) - \tau(x_1)) \\ &= \frac{\frac{1}{\sqrt{nh_1^k}} \sum_{i=1}^n K_{1h}(X_{1i}) [\hat{m}_1(X_i) - \tau_1(x_1)]}{\frac{1}{nh_1^k} \sum_{i=1}^n K_{1h}(X_{1i})} - \frac{\frac{1}{\sqrt{nh_1^k}} \sum_{i=1}^n K_{1h}(X_{1i}) [\hat{m}_0(X_i) - \tau_0(x_1)]}{\frac{1}{nh_1^k} \sum_{i=1}^n K_{1h}(X_{1i})}, \end{aligned}$$

where

$$\hat{m}_1(X_i) = \frac{\frac{1}{nh_2^p} \sum_{j=1}^n K_{2h}(X_j - X_i) Y_{1j} \mathbf{1}(D_j = 1)}{\frac{1}{nh_2^p} \sum_{j=1}^n K_{2h}(X_j - X_i) \mathbf{1}(D_j = 1)},$$

$$\hat{m}_0(X_i) = \frac{\frac{1}{nh_2^p} \sum_{j=1}^n K_{2h}(X_j - X_i) Y_{0j} \mathbf{1}(D_j = 0)}{\frac{1}{nh_2^p} \sum_{j=1}^n K_{2h}(X_j - X_i) \mathbf{1}(D_j = 0)}.$$

Similarly as the proof for Theorem ??, we have the following decomposition:
(1.7)

$$\begin{aligned}
& \frac{1}{\sqrt{nh_1^k}} \sum_{i=1}^n K_{1h}(X_{1i}) [m_1(X_i) - \tau_1(x_1)] \\
&= \frac{1}{\sqrt{nh_1^k}} \sum_{i=1}^n \epsilon_{1i} \mathbf{1}(D_i = 1) \frac{K_{1h}(X_{1i})}{p(X_i)} + \frac{1}{\sqrt{nh_1^k}} \sum_{i=1}^n K_{1h}(X_{1i}) [E(Y_{(1)}|X_i) - \tau_1(x_1)] \\
&+ \frac{1}{\sqrt{nh_1^k}} \sum_{i=1}^n \epsilon_{1i} \mathbf{1}(D_i = 1) \sum_{j=1}^n K_{1h}(X_{1j}) (w_{ij}^N - w_{ji}^N) \\
&+ \frac{1}{\sqrt{nh_1^k}} \sum_{i=1}^n \epsilon_{1i} \mathbf{1}(D_i = 1) \left[\sum_{j=1}^n K_{1h}(X_{1j}) w_{ji}^N - \frac{K_{1h}(X_{1i})}{p(X_i)} \right] \\
&+ \frac{1}{\sqrt{nh_1^k}} \sum_{i=1}^n K_{1h}(X_{1i}) \left[\frac{\frac{1}{nh_2^p} \sum_{j=1}^n K_{2h}(X_j - X_i) \mathbf{1}(D_j = 1) EY_{(1)}|X_j}{\frac{1}{nh_2^p} \sum_{j=1}^n K_{2h}(X_j - X_i) \mathbf{1}(D_j = 1)} - EY_{(1)}|X_i \right] \\
&=: I_{n,3} + I_{n,4} + I_{n,5} + I_{n,6} + I_{n,7},
\end{aligned}$$

where

$$w_{ij}^N = \frac{\frac{1}{nh_2^p} K_{2h}(X_i - X_j)}{\frac{1}{nh_2^p} \sum_{i=1}^n K_{2h}(X_i - X_j) \mathbf{1}(D_i = 1)}, \quad \epsilon_{1i} = Y_i - E(Y_{(1)}|X_i).$$

Note that $I_{n,3}$ and $I_{n,4}$ in equation (1.7) yield the final expression in Theorem ?. Therefore, we need to show that $I_{n,5}$, $I_{n,6}$ and $I_{n,7}$ in equation (1.7) are all $o_p(1)$.

First show that $I_{n,5} = o_p(1)$. From Lemma 1.1,

$$\begin{aligned}
& \frac{1}{\sqrt{h_1^k}} \sup_i \left| \sum_{j=1}^n K_{1h}(X_{1j}) (w_{ij}^N - w_{ji}^N) \right| \leq \frac{1}{\sqrt{h_1^k}} \sup_i \sum_{j:j \neq i} (w_{ij}^N - w_{ji}^N) |K_{1h}(X_{1j})| \\
&\leq \frac{MC}{h_2} \times \frac{h_2}{\sqrt{h_1^k}} \times \sup_i \sum_{j:j \neq i} \frac{1}{nh_2^p} |K_{2h}(X_i - X_j)| = O_p(1) \times o_p(1) \times O_p(1) = o_p(1),
\end{aligned}$$

Further, $\frac{1}{\sqrt{n}} \sum_{i=1}^n \epsilon_{1i} \mathbf{1}(D_i = 1)$ has finite limit and thus, is bounded by $O_p(1)$ and then $I_{n,5} = o_p(1)$.

Deal with $I_{n,6}$. As

$$\sum_{j=1}^n K_{1h}(X_{1j}) w_{ji}^N = \frac{\frac{1}{nh_2^p} \sum_{j=1}^n K_{2h}(X_j - X_i)}{\frac{1}{nh_2^p} \sum_{j=1}^n K_{2h}(X_j - X_i) \mathbf{1}(D_j = 1)} \frac{\frac{1}{nh_2^p} \sum_{j=1}^n K_{2h}(X_j - X_i) K_{1h}(X_{1j})}{\frac{1}{nh_2^p} \sum_{j=1}^n K_{2h}(X_j - X_i)},$$

we can then regard $\sum_{j=1}^n K_{1h}(X_{1j}) w_{ji}^N$ as an estimator of $\frac{K_{1h}(X_{1i})}{p(X_i)}$. Consider

$$\left[\sum_{j=1}^n K_{1h}(X_{1j}) w_{ji}^N - \frac{K_{1h}(X_{1i})}{p(X_i)} \right],$$

which is the bias of $\frac{K_{1h}(X_{1i})}{p(X_i)}$ to $\frac{K_{1h}(X_{1i})}{p(X_i)}$. Write $X = (X_1, X_2)$ and

$$K_{2h}(X - X_j) = K_{21}\left(\frac{X_1 - X_{1j}}{h_2}\right) K_{22}\left(\frac{X_2 - X_{2j}}{h_2}\right).$$

Since $\hat{f} - f = o_p(1)$, and the kernel function is s^* ($\geq s_2$) times continuously differentiable, we have

$$\begin{aligned} & E \left\{ \sum_{j=1}^n K_{1h}(X_{1j}) w_{ji}^N \middle| X_i \right\} \\ (1.8) \quad &= \frac{1 + o_p(1)}{h_2^p f(X_i) p(X_i)} \int K_{21}\left(\frac{u_{1j} - X_{1i}}{h_2}\right) K_{22}\left(\frac{u_{2j} - X_{2i}}{h_2}\right) K_{1h}(u_{1j}) f(u_i) du \\ &= \frac{1 + o_p(1)}{f(X_i) p(X_i)} \int K_{21}(v_1) K_{22}(v_2) K_1\left(\frac{X_{1i} - X_1}{h_1} + v_1 \frac{h_2}{h_1}\right) f(X_i + h_2 v) dv \\ &= \frac{K_{1h}(X_{1i})}{p(X_i)} + O_p\left(\frac{h_2^{s_2}}{h_1^{s_2}}\right). \end{aligned}$$

Note that

$$\begin{aligned} & \frac{\hat{K}_{1h}(X_{1i})}{\hat{p}(X_i)} - \frac{K_{1h}(X_{1i})}{p(X_i)} \\ &= \left\{ \frac{1}{\hat{p}(X_i)} - \frac{1}{p(X_i)} + \frac{1}{p(X_i)} \right\} \left\{ \hat{K}_{1h}(X_{1i}) - K_{1h}(X_{1i}) + K_{1h}(X_{1i}) \right\} \\ & \quad - \frac{K_{1h}(X_{1i})}{p(X_i)} = \left\{ \frac{1}{\hat{p}(X_i)} - \frac{1}{p(X_i)} \right\} \left\{ \hat{K}_{1h}(X_{1i}) - K_{1h}(X_{1i}) \right\} \\ & \quad + \frac{1}{p(X_i)} \left\{ \hat{K}_{1h}(X_{1i}) - K_{1h}(X_{1i}) \right\} + \left\{ \frac{1}{\hat{p}(X_i)} - \frac{1}{p(X_i)} \right\} K_{1h}(X_{1i}) \\ &= O_p\left(\frac{h_2^{s_2}}{h_1^{s_2}} + h_2^{s_2} + \sqrt{\frac{\log n}{nh_2^p}}\right) = O_p\left(\frac{h_2^{s_2}}{h_1^{s_2}}\right). \end{aligned}$$

Thus, $\sup_i \left| \sum_{j=1}^n K_{1h}(X_{1j}) w_{ji}^N - \frac{K_{1h}(X_{1i})}{p(X_i)} \right| = O_p\left(\frac{h_2^{s_2}}{h_1^{s_2}}\right)$. Owing to assumption

(A4) that $\frac{h_2^{2s_2}}{h_1^{2s_2+k}} \rightarrow 0$, we have

$$\sup_i \left| \frac{1}{\sqrt{nh_1^k}} \left[\sum_{j=1}^n K_{1h}(X_{1j}) w_{ji}^N - \frac{K_{1h}(X_{1i})}{p(X_i)} \right] \right| = O_p \left(\frac{h_2^{2s_2}}{h_1^{2s_2+k}} \right) = o_p(1).$$

Since $\epsilon_{1i} = Y_i - E(Y_{(1)}|X_i)$ are mutually independent, we have $I_{n,6} = o_p(1)$ in equation (1.7). Finally, to show that $I_{n,7} = o_p(1)$ of equation (1.7). Note that

$$\begin{aligned} & \frac{\frac{1}{nh_2^p} \sum_{j=1}^n K_{2h}(X_j - X_i) \mathbf{1}(D_j = 1) EY_{(1)}|X_j}{\frac{1}{nh_2^p} \sum_{j=1}^n K_{2h}(X_j - X_i) \mathbf{1}(D_j = 1)} \\ &= \frac{\frac{1}{nh_2^p} \sum_{j=1}^n K_{2h}(X_j - X_i) \mathbf{1}(D_j = 1) EY_{(1)}|X_j}{\frac{1}{nh_2^p} \sum_{j=1}^n K_{2h}(X_j - X_i)} \cdot \frac{\frac{1}{nh_2^p} \sum_{j=1}^n K_{2h}(X_j - X_i)}{\frac{1}{nh_2^p} \sum_{j=1}^n K_{2h}(X_j - X_i) \mathbf{1}(D_j = 1)}, \end{aligned}$$

which can be viewed as an estimator of $\frac{E\{\mathbf{1}(D=1)Y_{(1)}|X_i\}}{p(X_i)}$. Denote $A(X_i) = E\{\mathbf{1}(D=1)Y_{(1)}|X_i\}$. We can derive easily that

$$\begin{aligned} & \frac{\widehat{A}(X_i)}{\widehat{p}(X_i)} - \frac{A(X_i)}{p(X_i)} \\ &= \left\{ \widehat{A}(X_i) - A(X_i) + A(X_i) \right\} \left\{ \frac{1}{\widehat{p}(X_i)} - \frac{1}{p(X_i)} + \frac{1}{p(X_i)} \right\} - \frac{A(X_i)}{p(X_i)} \\ &= \left\{ \widehat{A}(X_i) - A(X_i) \right\} \left\{ \frac{1}{\widehat{p}(X_i)} - \frac{1}{p(X_i)} \right\} + A(X_i) \left\{ \frac{1}{\widehat{p}(X_i)} - \frac{1}{p(X_i)} \right\} \\ &+ \left\{ \widehat{A}(X_i) - A(X_i) \right\} \frac{1}{p(X_i)} = O_p \left(h_2^{s_2} + \sqrt{\frac{\log n}{nh_2^p}} \right). \end{aligned}$$

Thus

$$\sup_i \left| \frac{\frac{1}{nh_2^p} \sum_{j=1}^n K_{2h}(X_j - X_i) \mathbf{1}(D_j = 1) EY_{(1)}|X_j}{\frac{1}{nh_2^p} \sum_{j=1}^n K_{2h}(X_j - X_i) \mathbf{1}(D_j = 1)} - EY_{(1)}|X_i \right| = O_p \left(h_2^{s_2} + \sqrt{\frac{\log n}{nh_2^p}} \right).$$

Then, we can bound $I_{n,7}$ as follows:

$$|I_{n,7}| = \left| \frac{1}{\sqrt{nh_1^k}} \sum_{i=1}^n K_{1h}(X_{1i}) \left[\frac{\frac{1}{nh_2^p} \sum_{j=1}^n K_{2h}(X_j - X_i) \mathbf{1}(D_j = 1) EY_{(1)}|X_j}{\frac{1}{nh_2^p} \sum_{j=1}^n K_{2h}(X_j - X_i) \mathbf{1}(D_j = 1)} - EY_{(1)}|X_i \right] \right|$$

$$\begin{aligned}
&\leq \sqrt{nh_1^k} \sup_i \left| \frac{\frac{1}{nh_2^p} \sum_{j=1}^n K_{2h}(X_j - X_i) \mathbf{1}(D_j = 1) EY_{(1)}|X_j}{\frac{1}{nh_2^p} \sum_{j=1}^n K_{2h}(X_j - X_i) \mathbf{1}(D_j = 1)} - EY_{(1)}|X_i \right| \frac{1}{nh_1^k} \sum_{i=1}^n |K_{1h}(X_{1i})| \\
&= \sqrt{nh_1^k} O_p \left(h_2^{s_2} + \sqrt{\frac{\log n}{nh_2^p}} \right) \cdot O_p(1) = o_p(1) \cdot O_p(1) = o_p(1),
\end{aligned}$$

where assumption (A4) is used for the second equation. Thus, together with $I_{n,5} = o_p(1)$, $I_{n,6} = o_p(1)$ and $I_{n,7} = o_p(1)$, equation (1.7) becomes

$$\begin{aligned}
&\frac{1}{\sqrt{nh_1^k}} \sum_{i=1}^n K_{1h}(X_{1i}) \left[\frac{\frac{1}{nh_2^p} \sum_{j=1}^n K_{2h}(X_j - X_i) Y_{1j} \mathbf{1}(D_j = 1)}{\frac{1}{nh_2^p} \sum_{j=1}^n K_{2h}(X_j - X_i) \mathbf{1}(D_j = 1)} - \tau_1(x_1) \right] \\
&= I_{n,3} + I_{n,4} + o_p(1).
\end{aligned}$$

Similarly, we can also deal with $\hat{m}_0(X_i) - \tau_0(x_1)$ of (1.6) to have

$$\begin{aligned}
&\frac{1}{\sqrt{nh_1^k}} \sum_{i=1}^n K_{1h}(X_{1i}) \left[\frac{\frac{1}{nh_2^p} \sum_{j=1}^n K_{2h}(X_j - X_i) Y_{0j} \mathbf{1}(D_j = 0)}{\frac{1}{nh_2^p} \sum_{j=1}^n K_{2h}(X_j - X_i) \mathbf{1}(D_j = 0)} - \tau_1(x_1) \right] \\
&:= I_{n,8} + I_{n,9} + o_p(1),
\end{aligned}$$

where

$$\begin{aligned}
I_{n,8} &= \frac{1}{\sqrt{nh_1^k}} \sum_{i=1}^n \epsilon_{0i} \mathbf{1}(D_i = 0) \frac{K_{1h}(X_{1i})}{1 - p(X_i)}, \quad I_{n,9} = \frac{1}{\sqrt{nh_1^k}} \sum_{i=1}^n K_{1h}(X_{1i}) EY_{(0)}|X_i, \\
\epsilon_{0i} &= Y_i - EY_{(0)}|X_i.
\end{aligned}$$

Hence, we get the asymptotic linear representation of $\hat{\tau}(x_1)$ as

$$\sqrt{nh_1^k} \{\hat{\tau}(x_1) - \tau(x_1)\} = \frac{1}{\sqrt{nh_1^k}} \frac{1}{f(x_1)} \sum_{i=1}^n \{\Psi_1(X_i, Y_i, D_i) - \tau(x_1)\} K_{1h}(X_{1i}) + o_p(1),$$

which can be asymptotically normal. Again, we compute its asymptotic variance. Similarly as the proof for Theorem ??, we have

$$\text{Var}\{\hat{\tau}(x_1)\} = \frac{1}{nh_1^k} \frac{\|K_1\|_2^2 \sigma_N^2(x_1)}{f(x_1)} + o\left(\frac{1}{nh_1^k}\right).$$

Then by assumptions (C1)–(C4) and (A1)–(A4) for some $s^* \geq s_2 \geq p$, we can derive that

$$\sqrt{nh_1^k} \{\hat{\tau}(x_1) - \tau(x_1)\} \xrightarrow{d} N\left(0, \frac{\|K_1\|_2^2 \sigma_N^2(x_1)}{f(x_1)}\right),$$

where

$$\sigma_N^2(x_1) \equiv E[\{\Psi_1(X, Y, D) - \tau(x_1)\}^2 | X_1 = x_1].$$

The proof is concluded. \square

PROOF OF THEOREM ???. Inspired by the proof of Theorem 2 of [Luo, Zhu and Ghosh \(2017\)](#), we have

$$(1.9) \quad \begin{aligned} & \sqrt{nh_1^k}(\hat{\tau}(x_1) - \tau(x_1)) \\ &= \frac{\frac{1}{\sqrt{nh_1^k}} \sum_{i=1}^n K_{1h}(X_{1i}) [\hat{m}_1(\hat{\beta}_1^\top X) - \tau_1(x_1)]}{\frac{1}{nh_1^k} \sum_{i=1}^n K_{1h}(X_{1i})} - \frac{\frac{1}{\sqrt{nh_1^k}} \sum_{i=1}^n K_{1h}(X_{1i}) [\hat{m}_0(\hat{\beta}_0^\top X) - \tau_0(x_1)]}{\frac{1}{nh_1^k} \sum_{i=1}^n K_{1h}(X_{1i})} \\ &= \frac{\frac{1}{\sqrt{nh_1^k}} \sum_{i=1}^n K_{1h}(X_{1i}) [\hat{m}_1(\beta_1^\top X) - \tau_1(x_1)]}{\frac{1}{nh_1^k} \sum_{i=1}^n K_{1h}(X_{1i})} - \frac{\frac{1}{\sqrt{nh_1^k}} \sum_{i=1}^n K_{1h}(X_{1i}) [\hat{m}_0(\beta_0^\top X) - \tau_0(x_1)]}{\frac{1}{nh_1^k} \sum_{i=1}^n K_{1h}(X_{1i})} \\ &+ O_p(\sqrt{nh_1^k} \|\hat{\beta}_1 - \beta_1\| + \sqrt{nh_1^k} \|\hat{\beta}_0 - \beta_0\|), \end{aligned}$$

where

$$\begin{aligned} \hat{m}_1(\hat{\beta}_1^\top X) &= \frac{\frac{1}{nh_4^{r(1)}} \sum_{j=1}^n K_{4h}(\hat{Z}_j^1 - \hat{Z}_i^1) Y_{1j} \mathbf{1}(D_j = 1)}{\frac{1}{nh_4^{r(1)}} \sum_{j=1}^n K_{4h}(\hat{Z}_j^1 - \hat{Z}_i^1) \mathbf{1}(D_j = 1)}, \quad \hat{Z}^1 = \hat{\beta}_1^\top X, \\ \hat{m}_0(\hat{\beta}_0^\top X) &= \frac{\frac{1}{nh_4^{r(1)}} \sum_{j=1}^n K_{4h}(\hat{Z}_j^0 - \hat{Z}_i^0) Y_{0j} \mathbf{1}(D_j = 0)}{\frac{1}{nh_4^{r(1)}} \sum_{j=1}^n K_{4h}(\hat{Z}_j^0 - \hat{Z}_i^0) \mathbf{1}(D_j = 0)}, \quad \hat{Z}^0 = \hat{\beta}_0^\top X. \end{aligned}$$

Under assumptions (A8), $O_p(\sqrt{nh_1^k} \|\hat{\beta}_1 - \beta_1\| + \sqrt{nh_1^k} \|\hat{\beta}_0 - \beta_0\|) = O_p(\sqrt{h_1^k}) = o_p(1)$ as $h_1 \rightarrow 0$. Therefore, equation (1.9) becomes

$$(1.10) \quad \begin{aligned} & \sqrt{nh_1^k}(\hat{\tau}(x_1) - \tau(x_1)) \\ &= \frac{\frac{1}{\sqrt{nh_1^k}} \sum_{i=1}^n K_{1h}(X_{1i}) [\hat{m}_1(\beta_1^\top X) - \tau_1(x_1)]}{\frac{1}{nh_1^k} \sum_{i=1}^n K_{1h}(X_{1i})} - \frac{\frac{1}{\sqrt{nh_1^k}} \sum_{i=1}^n K_{1h}(X_{1i}) [\hat{m}_0(\beta_0^\top X) - \tau_0(x_1)]}{\frac{1}{nh_1^k} \sum_{i=1}^n K_{1h}(X_{1i})} \\ &+ o_p(1). \end{aligned}$$

Similarly as the proof for Theorem ??, we have

$$\begin{aligned}
& \frac{1}{\sqrt{nh_1^k}} \sum_{i=1}^n K_{1h}(X_{1i}) [\widehat{m}_1(\beta_1^\top X) - \tau_1(x_1)] \\
&= \frac{1}{\sqrt{nh_1^k}} \sum_{i=1}^n K_{1h}(X_{1i}) [EY_{(1)}|X_i - \tau_1(x_1)] + \frac{1}{\sqrt{nh_1^k}} \sum_{i=1}^n \epsilon_{1i} \mathbf{1}(D_i = 1) \sum_{j=1}^n K_{1h}(X_{1j}) (w_{ij}^{S_1} - w_{ji}^{S_1}) \\
&+ \frac{1}{\sqrt{nh_1^k}} \sum_{i=1}^n \epsilon_{1i} \mathbf{1}(D_i = 1) \sum_{j=1}^n K_{1h}(X_{1j}) w_{ji}^{S_1} \\
&+ \frac{1}{\sqrt{nh_1^k}} \sum_{i=1}^n K_{1h}(X_{1i}) \left[\frac{\frac{1}{nh_4^{r(1)}} \sum_{j=1}^n K_{4h}(Z_j^1 - Z_i^1) \mathbf{1}(D_j = 1) EY_{(1)}|X_j}{\frac{1}{nh_4^{r(1)}} \sum_{j=1}^n K_{4h}(Z_j^1 - Z_i^1) \mathbf{1}(D_j = 1)} - EY_{(1)}|X_i \right] \\
&=: I_{n,10} + I_{n,11} + I_{n,12} + I_{n,13},
\end{aligned}$$

where

$$w_{ij}^{S_1} = \frac{\frac{1}{nh_4^{r(1)}} K_{4h}(Z_i^1 - Z_j^1)}{\frac{1}{nh_4^{r(1)}} \sum_{i=1}^n K_{4h}(Z_i^1 - Z_j^1) \mathbf{1}(D_i = 1)}, \quad \epsilon_{1i} = Y_i - EY_{(1)}|X_i.$$

Similarly, we can decompose $\widehat{m}_0(\beta_0^\top X) - \tau_0(x_1)$ as

$$\begin{aligned}
& \frac{1}{\sqrt{nh_1^k}} \sum_{i=1}^n K_{1h}(X_{1i}) [\widehat{m}_0(\beta_0^\top X) - \tau_0(x_1)] \\
&= \frac{1}{\sqrt{nh_1^k}} \sum_{i=1}^n K_{1h}(X_{1i}) [EY_{(0)}|X_i - \tau_0(x_1)] + \frac{1}{\sqrt{nh_1^k}} \sum_{i=1}^n \epsilon_{0i} \mathbf{1}(D_i = 0) \sum_{j=1}^n K_{1h}(X_{1j}) (w_{ij}^{S_2} - w_{ji}^{S_2}) \\
&+ \frac{1}{\sqrt{nh_1^k}} \sum_{i=1}^n \epsilon_{0i} \mathbf{1}(D_i = 0) \sum_{j=1}^n K_{1h}(X_{1j}) w_{ji}^{S_2} \\
&+ \frac{1}{\sqrt{nh_1^k}} \sum_{i=1}^n K_{1h}(X_{1i}) \left[\frac{\frac{1}{nh_4^{r(0)}} \sum_{j=1}^n K_{4h}(Z_j^0 - Z_i^0) \mathbf{1}(D_j = 0) EY_{(0)}|X_j}{\frac{1}{nh_4^{r(0)}} \sum_{j=1}^n K_{4h}(Z_j^0 - Z_i^0) \mathbf{1}(D_j = 0)} - EY_{(0)}|X_i \right] \\
&=: I'_{n,10} + I'_{n,11} + I'_{n,12} + I'_{n,13},
\end{aligned}$$

where

$$w_{ij}^{S_2} = \frac{\frac{1}{nh_4^{r(0)}} K_{4h}(Z_i^0 - Z_j^0)}{\frac{1}{nh_4^{r(0)}} \sum_{i=1}^n K_{4h}(Z_i^0 - Z_j^0) \mathbf{1}(D_i = 0)}, \quad \epsilon_{0i} = Y_i - EY_{(0)}|X_i.$$

It is easy to show that $I_{n,11}$, $I'_{n,11}$, $I_{n,13}$ and $I'_{n,13}$ are $o_p(1)$ following the same arguments for proving that $I_{n,5} = o_p(1)$ and $I_{n,7} = o_p(1)$ for Theorem ???. The details are omitted here. We now deal with $I_{n,12}$ and $I'_{n,12}$.

LEMMA 1.2. *Suppose assumptions (C1) – (C4), (A1) and (A5) – (A7) are satisfied. Then, for each point x_1 in the support of X_1 ,*
(1) *If $X_1 \subset^{k-q} \beta_1^\top X$ and $X_1 \subset^{k-q} \beta_0^\top X$ with $s_4(2 - k/q) + k > 0$ and $0 < q \leq k$, we have*

$$(1.11) \quad I_{n,12} = o_p(1), \quad I'_{n,12} = o_p(1).$$

The corresponding asymptotically linear representation is then

$$\sqrt{nh_1^k} \{\hat{\tau}(x_1) - \tau(x_1)\} = \frac{1}{\sqrt{nh_1^k}} \frac{1}{f(x_1)} \sum_{i=1}^n \{m_1(X_i) - m_0(X_i) - \tau(x_1)\} K_{1h}(X_{1i}) + o_p(1).$$

(2) *If $X_1 \subset \beta_1^\top X$ and $X_1 \subset^{k-q} \beta_0^\top X$ with $s_4(2 - k/q) + k > 0$ and $0 < q \leq k$, we have*

$$(1.12) \quad I_{n,12} = \frac{1}{\sqrt{nh_1^k}} \sum_{i=1}^n \epsilon_{1i} \mathbf{1}(D_i = 1) \frac{K_{1h}(X_{1i})}{p(X_i)} + o_p(1), \quad I'_{n,12} = o_p(1).$$

Then we have

$$\sqrt{nh_1^k} \{\hat{\tau}(x_1) - \tau(x_1)\} = \frac{1}{\sqrt{nh_1^k}} \frac{1}{f(x_1)} \sum_{i=1}^n \{\Psi_2(X_i, Y_i, D_i) - \tau(x_1)\} K_{1h}(X_{1i}) + o_p(1).$$

(3) *If $X_1 \subset^{k-q} \beta_1^\top X$ and $X_1 \subset \beta_0^\top X$ with $s_4(2 - k/q) + k > 0$ and $0 < q \leq k$, we have*

$$(1.13) \quad I_{n,12} = o_p(1), \quad I'_{n,12} = \frac{1}{\sqrt{nh_1^k}} \sum_{i=1}^n \epsilon_{0i} \mathbf{1}(D_i = 0) \frac{K_{1h}(X_{1i})}{p(X_i)} + o_p(1).$$

The corresponding asymptotically linear representation is

$$\sqrt{nh_1^k} \{\hat{\tau}(x_1) - \tau(x_1)\} = \frac{1}{\sqrt{nh_1^k}} \frac{1}{f(x_1)} \sum_{i=1}^n \{\Psi_3(X_i, Y_i, D_i) - \tau(x_1)\} K_{1h}(X_{1i}) + o_p(1).$$

(4) *If $X_1 \subset \beta_1^\top X$ and $X_1 \subset \beta_0^\top X$, we have*

$$(1.14) \quad I_{n,12} = \frac{1}{\sqrt{nh_1^k}} \sum_{i=1}^n \epsilon_{1i} \mathbf{1}(D_i = 1) \frac{K_{1h}(X_{1i})}{p(X_i)} + o_p(1), \quad I'_{n,12} = \frac{1}{\sqrt{nh_1^k}} \sum_{i=1}^n \epsilon_{0i} \mathbf{1}(D_i = 0) \frac{K_{1h}(X_{1i})}{p(X_i)} + o_p(1).$$

We have

$$\sqrt{nh_1^k} \{\hat{\tau}(x_1) - \tau(x_1)\} = \frac{1}{\sqrt{nh_1^k}} \frac{1}{f(x_1)} \sum_{i=1}^n \{\Psi_4(X_i, Y_i, D_i) - \tau(x_1)\} K_{1h}(X_{1i}) + o_p(1).$$

PROOF OF LEMMA 1.2. We need to show that $I_{n,12} = o_p(1)$ if $X_1 \subset^{k-q} \beta_1^\top X$ with $s_4(2 - k/q) + k > 0$ and $0 < q \leq k$. Let $X_1 = v_1$, $\beta_1^\top X = v_2$, and denote $\left(\frac{v_1 - v_{1i}}{h_4}, \frac{v_2 - v_{2i}}{h_4}\right)$ as (t_1, t_2) . We have

$$\begin{aligned} & E \left\{ \sum_{j=1}^n K_{1h}(X_{1j}) w_{ji}^{S_1} \middle| X_i \right\} \\ &= \frac{1 + o_p(1)}{h_4^{r(1)} f(v_{2i}) p(v_{2i})} \int K_4 \left(\frac{v_{2j} - \beta_1^\top X_i}{h_4} \right) K_1 \left(\frac{v_{1j} - X_1}{h_1} \right) f(v_i) dv \\ &= h_4 \frac{1 + o_p(1)}{f(v_{2i}) p(v_{2i})} \int K_4(t_2) K_1 \left(\frac{v_{1i} - X_1}{h_1} + t_1 \frac{h_4}{h_1} \right) f_{12}(v_{1i} + h_4 t_1, v_{2i} + h_4 t_2) dt_1 dt_2 \\ &= h_4^q K_1 \left(\frac{v_{1i} - X_1}{h_1} \right) \frac{f_{12}(v_{1i}, v_{2i})}{f(v_{2i}) p(v_{2i})} \int K_4(t_2) dt_1 dt_2 \\ &\quad + \frac{h_4^{q+1}}{h_1} K_1' \left(\frac{v_{1i} - X_1}{h_1} \right) \frac{f_{12}(v_{1i}, v_{2i})}{f(v_{2i}) p(v_{2i})} \int t_1 K_4(t_2) dt_1 dt_2 + o_p \left(\frac{h_4^2}{h_1} \right), \end{aligned}$$

where $f_{12}(v_{1i}, v_{2i})$ is the joint density function of $(X_1, \beta_1^\top X)$. Under assumptions (A5) – (A7), we have

$$E \left\{ \sum_{j=1}^n K_{1h}(X_{1j}) w_{ji}^{S_1} \middle| X_i \right\} = C_2 h_4^q K_{1h}(X_{1i}) \frac{f_{12}(X_{1i}, \beta_1^\top X_i)}{f(X_i) p(\beta_1^\top X_i)} + O_p \left(\frac{h_4^{q+1}}{h_1} \right) = O_p \left(h_4^q + \frac{h_4^{q+1}}{h_1} \right).$$

Hence, under assumptions (A6), (A7), $s_4(2 - k/q) + k > 0$ and $0 < q \leq k$,

$$\frac{1}{\sqrt{nh_1^k}} \sum_{i=1}^n \epsilon_{1i} \mathbf{1}(D_i = 1) \sum_{j=1}^n K_{1h}(X_{1j}) w_{ji}^{S_1} = \frac{1}{\sqrt{n}} \sum_{i=1}^n \epsilon_{1i} \mathbf{1}(D_i = 1) O_p \left(\frac{h_4^q}{h_1^{k/2}} + \frac{h_4^{q+1}}{h_1^{k/2+1}} \right) = o_p(1).$$

Analogously, we get $I'_{n,12} = o_p(1)$ if $X_1 \subset^{k-q} \beta_0^\top X$. Next, we prove that

$$I_{n,12} = \frac{1}{\sqrt{nh_1^k}} \sum_{i=1}^n \epsilon_{1i} \mathbf{1}(D_i = 1) \frac{K_{1h}(X_{1i})}{p(X_i)} + o_p(1),$$

if $X_1 \subset \beta_1^\top X$. As that case that $X_1 \subset \beta_1^\top X$ is similar to that $X_1 \subset X$ in nonparametric case, then paralleling to derive equation (1.8), we get the desired result.

Similarly, we have $I'_{n,12} = \frac{1}{\sqrt{nh_1^k}} \sum_{i=1}^n \epsilon_{0i} \mathbf{1}(D_i = 0) \frac{K_{1h}(X_{1i})}{p(X_i)} + o_p(1)$ if $X_1 \subset \beta_0^\top X$.

The proof for Lemma 1.2 is concluded.

PROOF OF COROLLARY ???. Consider the case where $X_1 \not\subset \tilde{X} \in \mathbb{R}^q$. Similarly as

before, we derive that

$$(1.15) \quad \frac{\sqrt{nh_1^k}(\hat{\tau}(x_1) - \tau(x_1))}{\frac{1}{\sqrt{nh_1^k}} \sum_{i=1}^n K_{1h}(X_{1i}) \left[\hat{m}_1(\tilde{X}_i) - \tau_1(x_1) \right]} = \frac{\frac{1}{\sqrt{nh_1^k}} \sum_{i=1}^n K_{1h}(X_{1i}) \left[\hat{m}_0(\tilde{X}_i) - \tau_0(x_1) \right]}{\frac{1}{nh_1^k} \sum_{i=1}^n K_{1h}(X_{1i})},$$

where

$$\hat{m}_1(\tilde{X}_i) = \frac{\frac{1}{nh_2^q} \sum_{j=1}^n K_{2h}(\tilde{X}_j - \tilde{X}_i) Y_{1j} \mathbf{1}(D_j = 1)}{\frac{1}{nh_2^q} \sum_{j=1}^n K_{2h}(\tilde{X}_j - \tilde{X}_i) \mathbf{1}(D_j = 1)}, \quad \hat{m}_0(\tilde{X}_i) = \frac{\frac{1}{nh_2^q} \sum_{j=1}^n K_{2h}(\tilde{X}_j - \tilde{X}_i) Y_{0j} \mathbf{1}(D_j = 0)}{\frac{1}{nh_2^q} \sum_{j=1}^n K_{2h}(\tilde{X}_j - \tilde{X}_i) \mathbf{1}(D_j = 0)}.$$

Some similar calculations lead to $\hat{m}_1(\tilde{X}_i) - \tau_1(x_1)$.

$$\begin{aligned} & \frac{1}{\sqrt{nh_1^k}} \sum_{i=1}^n K_{1h}(X_{1i}) \left[\hat{m}_1(\tilde{X}_i) - \tau_1(x_1) \right] \\ &= \frac{1}{\sqrt{nh_1^k}} \sum_{i=1}^n K_{1h}(X_{1i}) \left[EY_{(1)}|X_i - \tau_1(x_1) \right] + \frac{1}{\sqrt{nh_1^k}} \sum_{i=1}^n \epsilon_{1i} \mathbf{1}(D_i = 1) \sum_{j=1}^n K_{1h}(X_{1j}) (w_{ij}^{N_1} - w_{ji}^{N_1}) \\ & \quad + \frac{1}{\sqrt{nh_1^k}} \sum_{i=1}^n \epsilon_{1i} \mathbf{1}(D_i = 1) \sum_{j=1}^n K_{1h}(X_{1j}) w_{ji}^{N_1} \\ & \quad + \frac{1}{\sqrt{nh_1^k}} \sum_{i=1}^n K_{1h}(X_{1i}) \left[\frac{\frac{1}{nh_2^q} \sum_{j=1}^n K_{2h}(\tilde{X}_j - \tilde{X}_i) \mathbf{1}(D_j = 1) EY_{(1)}|X_j}{\frac{1}{nh_2^q} \sum_{j=1}^n K_{2h}(\tilde{X}_j - \tilde{X}_i) \mathbf{1}(D_j = 1)} - EY_{(1)}|X_i \right] \\ &=: I_{n,14} + I_{n,15} + I_{n,16} + I_{n,17}, \end{aligned}$$

where

$$w_{ij}^{N_1} = \frac{\frac{1}{nh_2^q} K_{2h}(\tilde{X}_i - \tilde{X}_j)}{\frac{1}{nh_2^q} \sum_{i=1}^n K_{2h}(\tilde{X}_i - \tilde{X}_j) \mathbf{1}(D_i = 1)}.$$

Then we can prove that $I_{n,15}$ and $I_{n,17}$ are $o_p(1)$ by the same arguments as those used to handle $I_{n,5}$ and $I_{n,7}$ for proving Theorem ???. Owing to $X_1 \not\in \tilde{X}$, similar arguments for proving Lemma 1.2 implies that $I_{n,16} = o_p(1)$. The proof for Corollary ??? is concluded. \square

PROOF OF COROLLARY ???. From the proof for Theorem ???, we can see that

$$E \left\{ \sum_{j=1}^n K_{1h}(X_{1j}) w_{ji}^N \middle| X_i \right\} = O_p \left(h_2 + \frac{h_2^{s_2}}{h_1^{s_2}} \right),$$

by the condition $\sqrt{nh_1^k} \left(h_2^s + \sqrt{\log(n)/nh_2^p} \right) = o(1)$. Then NRCATE shares the same asymptotic distribution as PRCATE. For SRCATE, we can use similar arguments to show the same result. The proof is finished. \square

References

- ABREVAYA, J., HSU, Y. C., & LIELI, R. P. (2015). Estimating conditional average treatment effects. *Journal of Business & Economic Statistics* **33**, 485-505.
- LUO, W., ZHU, Y., & GHOSH, D (2017). On estimating regression-based causal effects using sufficient dimension reduction. *Biometrika* **104**, 51-65.

LU LI SCHOOL OF STATISTICS
EAST CHINA NORMAL UNIVERSITY
SHANGHAI, 200062, CHINA
E-MAIL: 571875123@qq.com

NIWEN ZHOU SCHOOL OF STATISTICS
BEING NORMAL UNIVERSITY
BEIJING, 100875, CHINA
E-MAIL: nwzhou@mail.bnu.edu.cn

LIXING ZHU
SCHOOL OF STATISTICS
BEING NORMAL UNIVERSITY
BEIJING, 100875, CHINA
AND DEPARTMENT OF MATHEMATICS
HONG KONG BAPTIST UNIVERSITY
KOWLOON TONG, HONG KONG, CHINA
E-MAIL: lzhu@hkbu.edu.hk

TABLE 1.1
The distribution of $\sqrt{nh_1}[\hat{\tau}(x_1) - \tau(x_1)]$ for model 1

		n=200								n=500							
		OR	PR	SR	NR	N	S	P	O	OR	PR	SR	NR	N	S	P	O
		$h_1 = 0.05n^{-1/9}, h_4 = 0.6n^{-1/4}, h_2 = 0.4n^{-1/4}$															
SD	-0.4	0.178	0.224	0.213	0.223	0.352	0.361	0.396	0.407	0.188	0.224	0.208	0.225	0.371	0.388	0.404	0.409
	-0.2	0.182	0.192	0.181	0.196	0.351	0.365	0.377	0.380	0.186	0.193	0.191	0.213	0.368	0.383	0.389	0.395
	0	0.199	0.210	0.231	0.232	0.420	0.440	0.460	0.491	0.198	0.205	0.206	0.217	0.415	0.430	0.466	0.476
	0.2	0.208	0.216	0.248	0.243	0.466	0.476	0.503	0.525	0.195	0.203	0.231	0.226	0.423	0.438	0.484	0.509
	0.4	0.195	0.215	0.239	0.236	0.377	0.395	0.415	0.426	0.202	0.222	0.250	0.247	0.364	0.372	0.415	0.432
BIAS	-0.4	0.005	0.011	-0.032	0.001	-0.024	-0.001	-0.004	-0.006	0.021	0.026	-0.097	0.011	0.022	0.055	0.043	0.037
	-0.2	-0.002	0.006	0.094	0.043	-0.011	0.011	0.014	0.017	-0.005	-0.003	0.119	0.034	-0.036	-0.008	-0.013	-0.013
	0	0.005	0.013	0.040	0.032	-0.033	0.004	-0.007	0.012	0.007	0.007	0.057	0.030	-0.026	0.006	-0.004	0.007
	0.2	0.005	0.009	0.008	0.013	-0.006	0.035	0.001	0.014	0.003	0.001	0.005	0.007	-0.030	-0.004	-0.005	0.006
	0.4	0.006	0.004	-0.014	-0.008	0.033	0.066	0.041	0.027	0.015	0.013	0.000	0.008	0.032	0.038	0.017	0.012
MSE	-0.4	0.032	0.050	0.047	0.050	0.125	0.130	0.157	0.165	0.036	0.051	0.052	0.051	0.138	0.153	0.165	0.169
	-0.2	0.033	0.037	0.042	0.040	0.124	0.133	0.142	0.145	0.035	0.037	0.051	0.047	0.137	0.147	0.152	0.156
	0	0.040	0.044	0.055	0.055	0.177	0.194	0.212	0.241	0.039	0.042	0.046	0.048	0.173	0.185	0.217	0.226
	0.2	0.043	0.047	0.061	0.059	0.217	0.228	0.253	0.276	0.038	0.041	0.054	0.051	0.180	0.192	0.234	0.259
	0.4	0.038	0.046	0.057	0.056	0.143	0.160	0.174	0.182	0.041	0.049	0.062	0.061	0.133	0.140	0.173	0.187
		$h_1 = 0.05n^{-1/9}, h_4 = 0.5n^{-1/4}, h_2 = 0.4n^{-1/4}$															
SD	-0.4	0.195	0.235	0.219	0.227	0.358	0.371	0.403	0.392	0.181	0.220	0.212	0.225	0.365	0.381	0.406	0.405
	-0.2	0.191	0.198	0.196	0.211	0.386	0.398	0.413	0.410	0.192	0.201	0.194	0.214	0.373	0.386	0.406	0.408
	0	0.199	0.206	0.214	0.216	0.391	0.415	0.429	0.435	0.196	0.209	0.219	0.230	0.418	0.436	0.466	0.484
	0.2	0.202	0.207	0.235	0.231	0.440	0.455	0.495	0.525	0.203	0.209	0.231	0.227	0.419	0.431	0.468	0.493
	0.4	0.207	0.222	0.248	0.245	0.375	0.380	0.429	0.441	0.196	0.212	0.231	0.229	0.361	0.370	0.416	0.426
BIAS	-0.4	0.011	0.019	-0.043	0.012	0.023	0.046	0.038	0.034	0.015	0.003	-0.126	-0.011	-0.008	0.024	0.005	0.000
	-0.2	0.000	0.001	0.081	0.035	-0.033	-0.011	-0.002	-0.006	0.011	0.009	0.126	0.045	-0.021	0.002	-0.002	-0.001
	0	-0.012	-0.016	0.013	0.006	-0.033	0.000	-0.009	-0.003	0.009	0.013	0.064	0.038	-0.012	0.010	0.014	0.027
	0.2	-0.003	-0.008	-0.008	-0.004	-0.041	-0.014	-0.035	-0.019	-0.009	-0.004	-0.002	-0.001	-0.019	-0.008	-0.009	0.007
	0.4	-0.007	-0.010	-0.025	-0.022	0.017	0.037	0.030	0.026	0.017	0.019	0.010	0.015	0.055	0.055	0.046	0.047
MSE	-0.4	0.038	0.056	0.050	0.051	0.129	0.140	0.164	0.155	0.033	0.048	0.061	0.051	0.133	0.145	0.165	0.164
	-0.2	0.037	0.039	0.045	0.046	0.150	0.159	0.171	0.168	0.037	0.040	0.053	0.048	0.139	0.149	0.165	0.167
	0	0.040	0.043	0.046	0.047	0.154	0.172	0.184	0.189	0.039	0.044	0.052	0.054	0.175	0.190	0.217	0.235
	0.2	0.041	0.043	0.055	0.053	0.195	0.207	0.246	0.276	0.041	0.044	0.053	0.051	0.176	0.186	0.219	0.243
	0.4	0.043	0.049	0.062	0.061	0.141	0.146	0.185	0.195	0.039	0.045	0.053	0.053	0.133	0.140	0.175	0.184
		$h_1 = 0.05n^{-1/9}, h_4 = 0.5n^{-1/4}, h_2 = 0.45n^{-1/4}$															
SD	-0.4	0.183	0.222	0.218	0.219	0.357	0.375	0.405	0.398	0.191	0.214	0.207	0.215	0.376	0.390	0.400	0.408
	-0.2	0.195	0.203	0.186	0.197	0.360	0.366	0.380	0.384	0.186	0.196	0.183	0.198	0.364	0.372	0.386	0.391
	0	0.193	0.206	0.214	0.217	0.441	0.453	0.474	0.486	0.193	0.201	0.207	0.211	0.432	0.442	0.478	0.491
	0.2	0.200	0.213	0.237	0.232	0.460	0.476	0.516	0.525	0.194	0.202	0.230	0.227	0.479	0.489	0.526	0.541
	0.4	0.198	0.220	0.241	0.239	0.407	0.414	0.453	0.460	0.211	0.231	0.257	0.255	0.406	0.408	0.455	0.474
BIAS	-0.4	0.005	0.000	-0.064	-0.009	-0.013	0.010	0.010	0.007	-0.004	-0.004	-0.130	-0.016	-0.006	0.019	0.009	0.020
	-0.2	0.001	-0.002	0.079	0.049	-0.044	-0.029	-0.024	-0.022	-0.002	-0.004	0.118	0.041	-0.025	-0.007	-0.007	-0.004
	0	0.003	0.000	0.022	0.017	-0.029	-0.010	-0.018	-0.005	0.008	0.006	0.056	0.034	-0.034	-0.014	-0.003	-0.008
	0.2	0.016	0.013	0.013	0.018	-0.034	-0.001	-0.026	-0.016	0.000	-0.001	0.002	0.006	-0.030	-0.026	-0.022	-0.028
	0.4	0.004	-0.001	-0.014	-0.015	0.014	0.035	0.013	0.000	0.021	0.021	0.009	0.010	0.030	0.036	0.008	-0.003
MSE	-0.4	0.034	0.049	0.052	0.048	0.128	0.141	0.164	0.159	0.037	0.046	0.060	0.046	0.142	0.152	0.160	0.167
	-0.2	0.038	0.041	0.041	0.041	0.131	0.134	0.145	0.148	0.035	0.038	0.047	0.041	0.133	0.139	0.149	0.153
	0	0.037	0.042	0.046	0.047	0.195	0.205	0.225	0.236	0.037	0.040	0.046	0.046	0.188	0.195	0.228	0.241
	0.2	0.040	0.045	0.056	0.054	0.213	0.226	0.267	0.276	0.038	0.041	0.053	0.052	0.230	0.240	0.278	0.293
	0.4	0.039	0.048	0.058	0.057	0.166	0.172	0.205	0.211	0.045	0.054	0.066	0.065	0.165	0.168	0.207	0.225

TABLE 1.2
The distribution of $\sqrt{nh_1}[\hat{\tau}(x_1) - \tau(x_1)]$ for model 2

		n=200								n=500							
		OR	PR	SR	NR	N	S	P	O	OR	PR	SR	NR	N	S	P	O
		$h_1 = 0.02n^{-1/9}, h_4 = 0.2n^{-1/4}, h_2 = 0.15n^{-1/4}$															
SD	-0.4	0.384	0.386	0.391	0.409	0.950	1.103	1.101	1.098	0.341	0.348	0.356	0.376	0.959	1.066	1.061	1.079
	-0.2	0.389	0.395	0.399	0.430	0.968	1.100	1.106	1.114	0.360	0.362	0.365	0.396	0.962	1.091	1.088	1.099
	0	0.386	0.388	0.393	0.419	1.000	1.165	1.141	1.136	0.373	0.376	0.380	0.397	0.940	1.077	1.053	1.064
	0.2	0.379	0.378	0.381	0.406	1.011	1.175	1.122	1.116	0.357	0.361	0.368	0.398	0.998	1.140	1.120	1.121
BIAS	-0.4	0.010	0.010	0.059	0.031	-0.667	-0.063	0.081	0.089	0.020	0.018	0.108	0.028	-1.033	-0.118	0.032	0.015
	-0.2	-0.017	-0.017	0.012	0.003	-0.740	-0.158	-0.008	0.011	-0.005	-0.007	0.033	-0.004	-1.078	-0.151	-0.023	-0.036
	0	-0.013	-0.015	-0.022	-0.017	-0.751	-0.143	-0.025	-0.009	0.004	0.002	-0.003	0.028	-0.996	-0.082	0.050	0.052
	0.2	-0.002	-0.002	-0.023	0.013	-0.650	0.004	0.058	0.078	-0.011	-0.013	-0.068	-0.031	-0.968	-0.008	0.028	0.035
MSE	-0.4	0.148	0.149	0.156	0.168	1.348	1.220	1.218	1.213	0.117	0.121	0.139	0.142	1.987	1.150	1.127	1.165
	-0.2	0.152	0.157	0.160	0.185	1.483	1.234	1.222	1.240	0.129	0.131	0.134	0.157	2.087	1.213	1.184	1.209
	0	0.149	0.151	0.155	0.176	1.564	1.377	1.303	1.291	0.139	0.142	0.145	0.158	1.876	1.166	1.111	1.136
	0.2	0.143	0.143	0.146	0.165	1.445	1.380	1.262	1.252	0.128	0.130	0.140	0.160	1.932	1.300	1.256	1.258
SD	-0.4	0.368	0.374	0.376	0.397	1.003	1.204	1.140	1.161	0.346	0.348	0.358	0.372	0.945	1.093	1.077	1.102
	-0.2	0.399	0.397	0.407	0.443	1.011	1.192	1.183	1.177	0.368	0.369	0.371	0.394	0.889	1.030	1.028	1.039
	0	0.389	0.390	0.392	0.413	1.029	1.192	1.188	1.197	0.362	0.364	0.373	0.408	0.966	1.101	1.077	1.099
	0.2	0.387	0.387	0.395	0.411	1.048	1.254	1.207	1.198	0.328	0.330	0.333	0.376	0.966	1.097	1.078	1.104
BIAS	-0.4	0.023	0.027	0.079	0.019	-0.811	-0.173	-0.012	-0.030	-0.023	-0.020	0.070	-0.015	-1.169	-0.194	-0.027	-0.018
	-0.2	0.003	0.005	0.033	0.015	-0.754	-0.101	0.052	0.049	0.005	0.007	0.046	0.002	-1.101	-0.141	0.039	0.050
	0	0.008	0.009	0.011	0.019	-0.781	-0.109	-0.014	-0.005	0.000	0.001	-0.007	0.001	-1.103	-0.121	0.013	0.021
	0.2	0.027	0.025	-0.006	0.031	-0.653	0.054	0.122	0.119	0.003	0.003	-0.046	0.016	-1.060	-0.011	0.054	0.052
MSE	-0.4	0.136	0.141	0.147	0.158	1.664	1.479	1.300	1.348	0.120	0.121	0.133	0.139	2.258	1.232	1.161	1.215
	-0.2	0.159	0.158	0.166	0.196	1.592	1.431	1.402	1.388	0.135	0.136	0.139	0.155	2.002	1.081	1.058	1.083
	0	0.151	0.152	0.154	0.171	1.668	1.433	1.412	1.433	0.131	0.133	0.139	0.166	2.150	1.227	1.159	1.207
	0.2	0.150	0.151	0.156	0.170	1.525	1.577	1.473	1.450	0.108	0.109	0.113	0.141	2.057	1.203	1.165	1.222
SD	-0.4	0.364	0.370	0.379	0.409	0.997	1.172	1.140	1.164	0.358	0.363	0.370	0.389	0.970	1.134	1.109	1.140
	-0.2	0.388	0.392	0.406	0.436	1.042	1.225	1.227	1.230	0.364	0.362	0.365	0.408	0.901	1.086	1.054	1.054
	0	0.396	0.398	0.413	0.446	0.992	1.180	1.166	1.161	0.371	0.374	0.382	0.417	0.919	1.113	1.077	1.084
	0.2	0.388	0.389	0.397	0.436	1.029	1.254	1.161	1.182	0.369	0.370	0.374	0.389	1.021	1.199	1.148	1.168
BIAS	-0.4	-0.001	0.002	0.047	0.008	-0.838	-0.202	-0.010	-0.019	-0.013	-0.010	0.087	0.000	-1.255	-0.212	-0.034	-0.021
	-0.2	0.008	0.012	0.038	0.020	-0.872	-0.245	-0.067	-0.058	0.021	0.022	0.061	0.018	-1.145	-0.086	0.120	0.121
	0	0.022	0.023	0.023	0.032	-0.850	-0.196	-0.036	-0.030	-0.001	-0.003	-0.014	-0.005	-1.265	-0.190	-0.023	-0.024
	0.2	-0.007	-0.007	-0.036	-0.014	-0.839	-0.140	-0.053	-0.042	0.007	0.005	-0.047	-0.001	-1.213	-0.103	0.006	-0.007
MSE	-0.4	0.133	0.137	0.146	0.167	1.695	1.414	1.299	1.355	0.129	0.132	0.144	0.151	2.517	1.330	1.230	1.300
	-0.2	0.150	0.154	0.166	0.191	1.846	1.562	1.510	1.515	0.133	0.132	0.137	0.167	2.121	1.187	1.125	1.126
	0	0.158	0.159	0.171	0.200	1.706	1.431	1.360	1.350	0.138	0.140	0.146	0.174	2.445	1.275	1.161	1.176
	0.2	0.150	0.151	0.159	0.190	1.764	1.592	1.351	1.400	0.136	0.137	0.142	0.151	2.512	1.447	1.319	1.363
MSE	-0.4	0.141	0.144	0.164	0.185	1.901	1.856	1.590	1.638	0.132	0.137	0.156	0.168	2.519	1.551	1.286	1.356

TABLE 1.3
The distribution of $\sqrt{nh_1}[\hat{\tau}(x_1) - \tau(x_1)]$ for model 3

		n=200								n=500							
		OR	PR	SR	NR	N	S	P	O	OR	PR	SR	NR	N	S	P	O
		$h_1 = 0.02n^{-1/9}, h_4 = 0.18n^{-1/4}, h_2 = 0.16n^{-1/4}$															
SD	-0.4	0.320	0.321	0.328	0.319	0.516	0.532	0.570	0.548	0.306	0.310	0.315	0.307	0.502	0.501	0.501	0.499
	-0.2	0.341	0.343	0.352	0.345	0.477	0.477	0.514	0.526	0.298	0.301	0.304	0.292	0.476	0.472	0.497	0.501
	0	0.301	0.306	0.312	0.304	0.450	0.458	0.487	0.495	0.292	0.296	0.299	0.290	0.484	0.466	0.512	0.514
	0.2	0.320	0.320	0.322	0.313	0.493	0.486	0.521	0.514	0.296	0.298	0.304	0.296	0.470	0.455	0.489	0.488
	0.4	0.306	0.314	0.319	0.312	0.501	0.525	0.534	0.530	0.301	0.305	0.308	0.296	0.473	0.477	0.483	0.491
BIAS	-0.4	-0.023	-0.025	-0.028	-0.044	-0.038	-0.029	0.001	0.003	0.026	0.027	0.025	0.005	0.027	0.021	0.050	0.054
	-0.2	0.026	0.022	0.020	0.035	0.004	0.009	-0.006	-0.009	-0.006	-0.006	-0.003	0.010	0.013	0.022	0.003	0.004
	0	0.003	-0.001	0.011	0.035	0.048	0.051	0.019	0.022	0.010	0.011	0.013	0.042	0.020	0.043	-0.014	-0.015
	0.2	0.003	0.000	0.001	0.014	0.015	0.026	0.008	0.010	-0.012	-0.011	-0.010	0.009	0.033	0.044	0.023	0.022
	0.4	-0.004	-0.006	-0.011	-0.018	-0.023	-0.012	0.011	0.013	0.001	0.001	-0.004	-0.023	-0.044	-0.049	-0.010	-0.008
MSE	-0.4	0.103	0.104	0.109	0.103	0.267	0.284	0.324	0.301	0.094	0.097	0.100	0.094	0.252	0.252	0.253	0.252
	-0.2	0.117	0.118	0.124	0.120	0.227	0.227	0.265	0.277	0.089	0.091	0.092	0.085	0.227	0.223	0.247	0.251
	0	0.091	0.094	0.098	0.094	0.205	0.212	0.237	0.246	0.085	0.088	0.090	0.086	0.234	0.219	0.262	0.265
	0.2	0.102	0.102	0.104	0.098	0.244	0.237	0.272	0.264	0.088	0.089	0.093	0.088	0.222	0.209	0.240	0.239
	0.4	0.093	0.098	0.102	0.097	0.251	0.276	0.285	0.281	0.091	0.093	0.095	0.088	0.226	0.230	0.234	0.241
		$h_1 = 0.02n^{-1/9}, h_4 = 0.2n^{-1/4}, h_2 = 0.15n^{-1/4}$															
SD	-0.4	0.297	0.301	0.313	0.306	0.465	0.480	0.502	0.506	0.285	0.290	0.296	0.289	0.497	0.512	0.507	0.513
	-0.2	0.311	0.313	0.319	0.314	0.423	0.428	0.467	0.462	0.303	0.307	0.309	0.300	0.471	0.475	0.482	0.478
	0	0.316	0.320	0.322	0.322	0.470	0.465	0.532	0.522	0.321	0.325	0.331	0.325	0.483	0.487	0.521	0.521
	0.2	0.318	0.323	0.328	0.323	0.460	0.462	0.501	0.502	0.291	0.298	0.301	0.297	0.468	0.471	0.484	0.485
	0.4	0.301	0.305	0.306	0.305	0.489	0.493	0.530	0.516	0.310	0.311	0.312	0.307	0.518	0.536	0.524	0.522
BIAS	-0.4	0.003	0.002	-0.001	-0.013	-0.019	-0.004	0.024	0.025	-0.003	-0.004	-0.007	-0.025	-0.043	-0.025	-0.018	-0.015
	-0.2	-0.025	-0.023	-0.023	-0.013	-0.023	-0.024	-0.043	-0.044	0.011	0.011	0.015	0.029	0.007	0.016	-0.004	-0.004
	0	0.001	0.003	0.009	0.028	0.019	0.028	-0.009	-0.014	0.014	0.015	0.023	0.051	0.050	0.059	0.012	0.018
	0.2	0.008	0.009	0.017	0.025	0.024	0.029	0.017	0.011	0.010	0.011	0.015	0.026	0.019	0.032	0.012	0.011
	0.4	-0.010	-0.009	-0.014	-0.025	-0.055	-0.048	-0.010	-0.012	-0.004	-0.004	-0.010	-0.025	-0.034	-0.013	-0.009	-0.008
MSE	-0.4	0.088	0.090	0.098	0.094	0.217	0.230	0.253	0.257	0.081	0.084	0.088	0.084	0.248	0.263	0.257	0.264
	-0.2	0.097	0.099	0.102	0.099	0.179	0.183	0.220	0.216	0.092	0.094	0.095	0.091	0.222	0.226	0.232	0.229
	0	0.100	0.103	0.104	0.105	0.221	0.217	0.283	0.272	0.103	0.106	0.110	0.108	0.236	0.241	0.271	0.272
	0.2	0.101	0.104	0.108	0.105	0.212	0.215	0.251	0.252	0.085	0.089	0.091	0.089	0.220	0.223	0.234	0.235
	0.4	0.091	0.093	0.094	0.094	0.243	0.246	0.281	0.267	0.096	0.097	0.097	0.095	0.270	0.288	0.275	0.273
		$h_1 = 0.02n^{-1/9}, h_4 = 0.18n^{-1/4}, h_2 = 0.15n^{-1/4}$															
SD	-0.4	0.309	0.313	0.323	0.316	0.515	0.541	0.531	0.519	0.282	0.286	0.286	0.283	0.487	0.493	0.495	0.491
	-0.2	0.315	0.315	0.326	0.312	0.495	0.534	0.528	0.539	0.299	0.300	0.304	0.294	0.480	0.481	0.488	0.486
	0	0.322	0.328	0.329	0.324	0.473	0.485	0.526	0.531	0.304	0.304	0.308	0.299	0.472	0.476	0.493	0.487
	0.2	0.302	0.303	0.311	0.302	0.460	0.433	0.480	0.485	0.305	0.307	0.308	0.305	0.465	0.466	0.485	0.487
	0.4	0.306	0.311	0.314	0.309	0.476	0.500	0.506	0.514	0.283	0.285	0.286	0.284	0.449	0.471	0.467	0.464
BIAS	-0.4	-0.011	-0.011	-0.016	-0.026	-0.026	0.002	0.021	0.016	0.016	0.014	0.006	-0.009	-0.020	-0.018	0.012	0.009
	-0.2	-0.012	-0.012	-0.012	-0.001	-0.014	-0.011	-0.024	-0.027	0.007	0.005	0.006	0.022	0.009	0.025	0.006	0.004
	0	-0.012	-0.012	-0.005	0.018	0.058	0.048	0.024	0.023	-0.002	-0.004	-0.003	0.024	0.021	0.034	-0.014	-0.021
	0.2	0.017	0.018	0.021	0.034	0.040	0.042	0.032	0.029	-0.007	-0.009	-0.009	0.007	-0.004	0.001	-0.016	-0.019
	0.4	0.012	0.013	0.012	-0.002	-0.043	-0.017	0.003	0.004	-0.009	-0.011	-0.011	-0.029	-0.044	-0.032	-0.005	-0.007
MSE	-0.4	0.096	0.098	0.105	0.101	0.266	0.293	0.282	0.270	0.080	0.082	0.082	0.080	0.237	0.244	0.245	0.241
	-0.2	0.100	0.099	0.106	0.098	0.245	0.285	0.279	0.291	0.090	0.090	0.092	0.087	0.230	0.232	0.238	0.237
	0	0.104	0.108	0.108	0.106	0.227	0.238	0.278	0.282	0.092	0.092	0.095	0.090	0.223	0.228	0.244	0.238
	0.2	0.091	0.092	0.097	0.093	0.213	0.189	0.232	0.236	0.093	0.095	0.095	0.093	0.217	0.217	0.235	0.238
	0.4	0.094	0.097	0.098	0.096	0.228	0.251	0.256	0.265	0.080	0.081	0.082	0.081	0.204	0.223	0.218	0.216