

Copula-Based Bounds for Multi-User Communications – Part II: Outage Performance

Karl-Ludwig Besser, *Student Member, IEEE* and Eduard A. Jorswieck, *Fellow, IEEE*

(Invited Paper)

Abstract—In the first part of this two-part letter, we introduced methods to study the impact of dependency on the expected value of functions of two random variables. In this second part, we present tools to derive worst- and best-case bounds on the outage probability of multi-user communication systems, including multiple access channels, wiretap channels, and reconfigurable intelligent surface-assisted channels.

Index Terms—Copula, Joint distributions, Fading channels, Outage probability, Slow fading.

I. INTRODUCTION

In the first part of this two-part letter [1], we have presented basic tools, methods, and results to study the expected value of functions of dependent random variables. In this second part, we introduce methods to provide bounds on the outage performance of state-of-the-art multi-user communication systems. The letter is organized as follows: first, bounds on the joint probability based on copula theory are provided. In Section III, results on the outage performance of different multi-user communication systems are derived. The letter is concluded in Section IV.

II. BOUNDS ON THE JOINT PROBABILITY

Copulas play a central role in the theory of joint distributions. We will therefore start this section with a brief introduction and some important facts about them. Afterwards, we will introduce applications of copula theory for bounds on the probability of a function of random variables, e.g., the sum of two random variables. The presented methods will be illustrated with some simple examples.

A. Copulas

One of the main applications of copulas is in the area of finance and risk management [2], [3]. However, we will see in Section III of this work that they are also very useful in communications to derive bounds on various performance metrics, e.g., the outage probability.

All of the basic properties of copulas, which are presented in the following, can be found in [4]. We start with the definition of a two-dimensional copula.

Definition 1 (Two-dimensional Copula [4, Def. 2.2.2]). A *two-dimensional copula* is a function $C : [0, 1]^2 \rightarrow [0, 1]$ with the following properties

The authors are with the Institute of Communications Technology, Technische Universität Braunschweig, 38106 Braunschweig, Germany (email: {k.besser, e.jorswieck}@tu-bs.de).

This work is supported in part by the German Research Foundation (DFG) under grant JO 801/23-1.

1) For every $a, b \in [0, 1]$

$$C(a, 0) = 0 = C(0, b)$$

and

$$C(a, 1) = a \quad \text{and} \quad C(1, b) = b;$$

2) For every $a_1, a_2, b_1, b_2 \in [0, 1]$ such that $a_1 \leq a_2$ and $b_1 \leq b_2$

$$C(a_2, b_2) - C(a_2, b_1) - C(a_1, b_2) + C(a_1, b_1) \geq 0.$$

From this, we can see that every copula is a distribution function with standard uniform marginals. The following theorem is one of the central theorems of copula theory. It shows how copulas connect the marginal distributions to a joint distribution and therefore specify a dependency structure between the marginals.

Theorem 1 (Sklar's Theorem [4, Thm. 2.3.3]). *Let H be a joint distribution function with margins F_X and F_Y . Then there exists a copula C such that for all $x, y \in \mathbb{R}$*

$$H(x, y) = C(F_X(x), F_Y(y)). \quad (1)$$

If F_X and F_Y are continuous, then C is unique. Conversely, if C is a copula and F_X and F_Y are distribution functions, then H defined by (1) is a joint distribution function with margins F_X and F_Y .

Next, we present two important copulas which act as bounds on all copulas and are often referred to as Fréchet-Hoeffding bounds. Another important copula is the product copula $\Pi(a, b) = ab$ which corresponds to independent marginals.

Theorem 2 (Fréchet-Hoeffding Bounds [4, Thm. 2.2.3]). *Let C be a copula. Then for every $a, b \in [0, 1]$*

$$W(a, b) \leq C(a, b) \leq M(a, b)$$

with the copulas

$$W(a, b) = \max[a + b - 1, 0] \quad (2)$$

$$M(a, b) = \min[a, b]. \quad (3)$$

Random variables following the Fréchet-Hoeffding lower and upper bounds W and M are called countermonotonic and comonotonic random variables, respectively [4, Sec. 2.5].

Note that all of the above definitions and relations can be extended to the n -dimensional case where $n > 2$. However, in this work, we will focus on the basic two-dimensional scenario.

B. Bounds on Functions of Random Variables

In communication scenarios with slow fading channels, we often face the situation that performance metrics, e.g., the channel capacity, are random variables due to the random nature of involved variables like the channel gain. Therefore, a probabilistic view of these quantities is of interest. One example, which gained more attention recently, is the probability distribution of these metrics, e.g., in the context of ultra-reliable low latency communication (URLLC) [5].

In the following, we will present bounds on the probability of random variables which are formed by certain binary operations of two random variables. This was first introduced for the sum of two random variables in [6] but it is easily extended to more general functions [6, Sec. 5], [7, Thm. 1]. In communications, this can be used to bound the outage probability for systems with slow fading channels.

Theorem 3 ([7, Thm. 1]). *Let \mathbf{X} and \mathbf{Y} be random variables over the non-negative real numbers with cumulative distribution functions (CDFs) $F_{\mathbf{X}}$ and $F_{\mathbf{Y}}$, respectively. Let L be a binary operation that is non-decreasing in each place and continuous. The CDF of the random variable $\mathbf{Z} = L(\mathbf{X}, \mathbf{Y})$ is bounded by*

$$\tau_W(F_{\mathbf{X}}, F_{\mathbf{Y}}) \leq F_{\mathbf{Z}} \leq \phi_W(F_{\mathbf{X}}, F_{\mathbf{Y}}), \quad (4)$$

with

$$\tau_C(F_{\mathbf{X}}, F_{\mathbf{Y}})(s) = \sup_{L(x,y)=s} C(F_{\mathbf{X}}(x), F_{\mathbf{Y}}(y)) \quad (5)$$

$$\phi_C(F_{\mathbf{X}}, F_{\mathbf{Y}})(s) = \inf_{L(x,y)=s} \bar{C}(F_{\mathbf{X}}(x), F_{\mathbf{Y}}(y)) \quad (6)$$

for a copula C and its dual $\bar{C}(a, b) = a + b - C(a, b)$.

Proof. We will only give an intuition on the proof in the following. The details can be found in [6] and [7].

Imagine the line corresponding to $L(x, y) = s$, e.g., $x + y = s$. The probability to bound is given by the probability mass distributed below this line, e.g., $x + y \leq s$. Now pick any two points (x_1, y_1) and (x_2, y_2) on the line $L(x, y) = s$ and observe the following. First, the probability of interest is greater or equal to the probability mass in the area $\{(x, y) \mid x \leq x_1 \wedge y \leq y_1\}$ but less or equal to the probability in the area $\{(x, y) \mid x \geq x_2 \wedge y \geq y_2\}$. Combining this with the Fréchet-Hoeffding bounds from Theorem 2 gives (4). \square

The bounds from Theorem 3 are point-wise tight. This means that at each point s , there exist two joint distributions which achieve the lower and upper bound, respectively. However, the joint distribution may be different for every point s . Details about copulas which achieve the bounds can be found in [6, Thm. 3.2] and [7, Thm. 3]. We only want to give the intuition behind the construction of the dependency structure. For this purpose, we now consider the lower bound. In this case, the goal is to minimize the probability mass of the joint distribution in the area $L(x, y) < s$. This is achieved by splitting the copula in a comonotonic and a countermonotonic part such that the mass equivalent to the lower bound is placed in the area $L(x, y) < s$. An illustration of this can be found in Fig. 2.

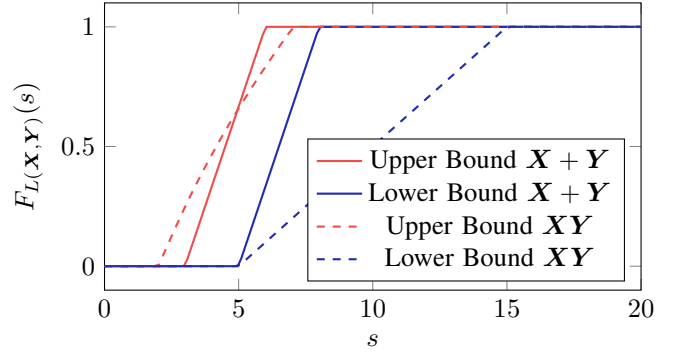


Figure 1. Upper and lower bounds on the probability of $\mathbf{X} + \mathbf{Y} < s$ and $\mathbf{X}\mathbf{Y} < s$ with $\mathbf{X} \sim \mathcal{U}[1, 3]$ and $\mathbf{Y} \sim \mathcal{U}[2, 5]$.

All of the above results are for the case of two random variables \mathbf{X} and \mathbf{Y} . There are some results for the case of more than two random variables. In [8], the authors derive bounds on the probability of the sum of n random variables. However, there are some restrictions on the distributions of the variables. An application of this in the context of communications can be found in [9].

C. Example – Uniform Marginals

In the following, we will give two simple examples to illustrate Theorem 3. For the marginals, we assume uniform distributions, i.e., $\mathbf{X} \sim \mathcal{U}[x_{\min}, x_{\max}]$ and $\mathbf{Y} \sim \mathcal{U}[y_{\min}, y_{\max}]$.

Example 1. As a first example function, we use the sum, i.e., $L(x, y) = x + y$. This is the example considered in [6, Sec. 4]. For the lower bound $\underline{F}_{\mathbf{X}+\mathbf{Y}}(s)$, we have to solve the problem

$$\underline{F}_{\mathbf{X}+\mathbf{Y}}(s) = \sup_{x+y=s} [F_{\mathbf{X}}(x) + F_{\mathbf{Y}}(y) - 1]^+.$$

This gives a uniform distribution of $\mathbf{X} + \mathbf{Y}$ between $\min[x_{\min} + y_{\max}, y_{\min} + x_{\max}]$ and $x_{\max} + y_{\max}$.

Similarly, the upper bound is derived as

$$\bar{F}_{\mathbf{X}+\mathbf{Y}}(s) = \inf_{x+y=s} [F_{\mathbf{X}}(x) + F_{\mathbf{Y}}(y)]^{\leq 1},$$

which gives a uniform distribution of $\mathbf{X} + \mathbf{Y}$ between $x_{\min} + y_{\min}$ and $\max[x_{\min} + y_{\max}, y_{\min} + x_{\max}]$. Figure 1 shows the lower and upper bound on the distribution of $\mathbf{X} + \mathbf{Y}$ with $\mathbf{X} \sim \mathcal{U}[1, 3]$ and $\mathbf{Y} \sim \mathcal{U}[2, 5]$. This can also be found as an interactive version at [10]. As described previously, the joint distributions, for which the bounds are achieved, vary for different s . An example of the joint probability density function (PDF) for the lower bound on the sum of uniform distributions can be found in Fig. 2. Additionally, the line $x + y = s$ is shown. This illustrates the intuition behind the construction of the joint distribution. The probability mass in the area $x + y < s$ is minimized and corresponds to the lower bound on the probability.

Example 2. The next example is the product of \mathbf{X} and \mathbf{Y} , i.e., $L(x, y) = xy$. This function is also investigated in [7]. The optimization problems are similar. The only difference is that they are performed over the set $xy = s$ instead of $x + y = s$. For the example $\mathbf{X} \sim \mathcal{U}[1, 3]$ and $\mathbf{Y} \sim \mathcal{U}[2, 5]$, the bounds are also shown in Fig. 1. They can also be found as interactive versions at [10].

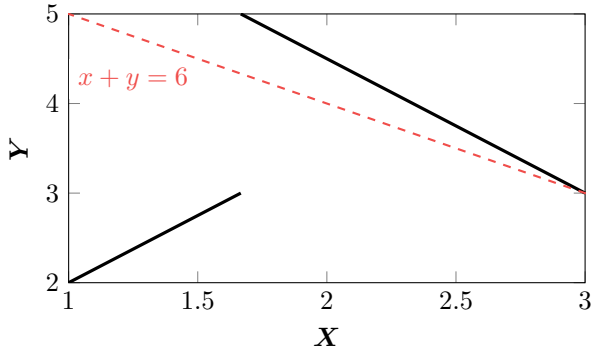


Figure 2. The black lines indicate the support of the joint PDF $f_{\mathbf{X},\mathbf{Y}}$ that achieves the lower bound for the sum of $\mathbf{X} \sim \mathcal{U}[1, 3]$ and $\mathbf{Y} \sim \mathcal{U}[2, 5]$ with $s = 6$. The dashed curve corresponds to the line $x + y = s$.

III. BOUNDS ON THE OUTAGE PROBABILITY

For slow fading channels, the outage probability and outage capacity region are the correct performance measures. Given an achievable rate $R(x)$ as a function of the random channel realization x , the outage probability is defined as the probability that the next channel realization x results in an achievable rate lower than the transmission rate R , i.e.,

$$\mathbb{P}(R(\mathbf{X}) < R). \quad (7)$$

Based on the results from Section II and [6], we derive new lower and upper bounds on the outage probabilities for three modern communication scenarios, including the slow fading multiple access channel (MAC), slow fading wiretap channels, and the reconfigurable intelligent surface (RIS) assisted slow fading channel. In the following, we assume statistical channel state information at the transmitter (CSI-T) and perfect CSI at the receiver.

A. Point-to-Point Outage Probability

First, we will present the bounds on the outage probability for a point-to-point transmission over two slow Rayleigh fading links h_x and h_y and compare them to an existing correlation model from literature. It is well-known, that the outage probability ε of such a channel is given by [11]

$$\varepsilon = \mathbb{P}(\mathbf{X} + \mathbf{Y} < s) \quad (8)$$

where we use the shorthands $\mathbf{X} = |h_x|^2$, $\mathbf{Y} = |h_y|^2$, and $s = \frac{2^R - 1}{\xi}$ with the signal-to-noise ratio (SNR) ξ . For Rayleigh fading, the channel gains \mathbf{X} and \mathbf{Y} are exponentially distributed with shape parameters λ_x and λ_y , respectively. We can now use Theorem 3 to derive the general bounds on ε for all possible joint distributions of \mathbf{X} and \mathbf{Y} . The probability of $\mathbf{X} + \mathbf{Y} < s$ is lower bounded by a shifted exponential distribution with shape parameter $\underline{\lambda}_{x+y} = \lambda_x \lambda_y / (\lambda_x + \lambda_y)$. The upper bound on the probability is an exponential distribution with shape parameter $\bar{\lambda}_{x+y} = \min[\lambda_x, \lambda_y]$. The detailed calculations can be found in Appendix A and online at [10].

For comparison, we use the correlation model from [12], [13] where the channel coefficients h_x and h_y are given as

$$h_i = \left(\sqrt{1 - \rho} x_i + \sqrt{\rho} x_0 \right) + i \left(\sqrt{1 - \rho} y_i + \sqrt{\rho} y_0 \right), \quad (9)$$

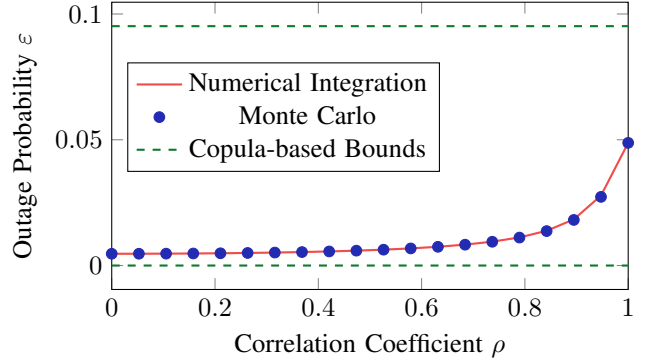


Figure 3. Comparison of the copula-based bounds on the outage probability to the correlation model from [12], [13]. The SNR and transmission rate are $\xi = 10$ dB and $R = 1$, respectively.

where $i^2 = -1$, $x_i, y_i \sim \mathcal{N}(0, 1/2)$ are independent and identically distributed (i.i.d.), and $x_0, y_0 \sim \mathcal{N}(0, 1/2)$ are i.i.d. and used as reference to correlate. The correlation coefficient is denoted by ρ . The calculations are based on [12], [13] and can be found online at [10]. Figure 3 shows the outage probability for different values of ρ for an SNR $\xi = 10$ dB and transmission rate $R = 1$. It can be seen that there is a gap of the outage probability for this particular correlation model to the general bounds from Theorem 3. This shows that the linear correlation model underestimates the worst-case and best-case outage probabilities that could occur under arbitrary dependency.

B. MAC Outage Probability

An outage in the two user MAC occurs, if at least one of the following events occurs

$$\begin{aligned} E_1 &: \log(1 + \mathbf{X}) < R_1 \\ E_2 &: \log(1 + \mathbf{Y}) < R_2 \\ E_3 &: \log(1 + \mathbf{X} + \mathbf{Y}) < R_1 + R_2, \end{aligned}$$

which is illustrated in Fig. 4, where we introduce the shorthands $2^{R_1} - 1 = \alpha$, $2^{R_2} - 1 = \beta$, and $2^{R_1 + R_2} - 1 = s$. It can easily be seen that Theorem 3 can be applied to bound the outage probability

$$\varepsilon_{\text{MAC}} = \mathbb{P}(E_1 \cup E_2 \cup E_3). \quad (10)$$

When calculating the bounds based on Theorem 3, we need to optimize over the line \mathcal{L} shown in Fig. 4. The optimization function for the lower bound in (5) is given as

$$g(x, y) = [F_{\mathbf{X}}(x) + F_{\mathbf{Y}}(y) - 1]^+. \quad (11)$$

We split \mathcal{L} in three parts and optimize over them separately. The maximum values over the parts $y \geq s - \alpha$ and $x \geq s - \beta$ are given as $F_{\mathbf{X}}(\alpha)$ and $F_{\mathbf{Y}}(\beta)$, respectively. For the middle part of \mathcal{L} , given by $x + y = s$, we get the optimum y as

$$y^* = \begin{cases} \beta & \text{if } y_{\text{opt}} \leq \beta \\ y_{\text{opt}} & \text{if } \beta < y_{\text{opt}} < s - \alpha \\ s - \alpha & \text{if } y_{\text{opt}} \geq s - \alpha \end{cases} \quad (12)$$

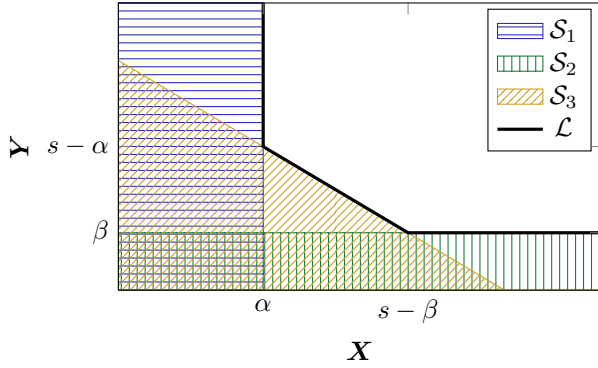


Figure 4. Integration areas for the outage probability of a two user MAC. The regions \mathcal{S}_i correspond to the individual events E_i .

with

$$y_{\text{opt}} = \frac{\lambda_x s + \log \frac{\lambda_y}{\lambda_x}}{\lambda_x + \lambda_y}. \quad (13)$$

The minimum value is then given as $g(s - y^*, y^*)$.

Combining the three parts gives the final expression for the lower bound on the outage probability of the two user MAC as

$$\underline{\varepsilon} = \max [F_{\mathbf{X}}(2^{R_1} - 1), g(s - y^*, y^*), F_{\mathbf{Y}}(2^{R_2} - 1)] \quad (14)$$

For the upper bound in (6), we use the same general idea. However, we now want to minimize the optimization function

$$h(x, y) = [F_{\mathbf{X}}(x) + F_{\mathbf{Y}}(y)]^{\leq 1}.$$

The upper bound is then given as

$$\bar{\varepsilon} = \min [F_{\mathbf{X}}(\alpha) + F_{\mathbf{Y}}(s - \alpha), F_{\mathbf{X}}(s - \beta) + F_{\mathbf{Y}}(\beta), 1]. \quad (15)$$

C. Secrecy Outage Probability

The outage probability in slow fading wiretap channels is an important measure to take both outages due to reliability drops as well as information leakage to the unknown eavesdropper into account. In [14], we derive worst-case and best-case outage probabilities for the scenarios with perfect CSI-T about the legitimate channel and without this information. The channel to the eavesdropper is always unknown.

D. RIS Channel

As shown in Section II-C, we can also apply Theorem 3 for other functions than the sum, e.g., for the product of random variables over the non-negative reals. In wireless communications this problem arises as the product of channel gains, e.g., in the context of RIS [15]. For illustration, we present a simplified example in the following. Assume that \mathbf{X} and \mathbf{Y} represent (dependent) channel gains of different channels which are exponentially distributed, i.e., $\mathbf{X} \sim \exp(\lambda_x)$, $\mathbf{Y} \sim \exp(\lambda_y)$. The achievable rate expression for the special case without direct link $\beta_{sd} = 0$ and with $N = 1$ in [15, Lemma 1, R_{IRS} in (12)] results in

$$R(\mathbf{X}, \mathbf{Y}) = \log_2(1 + \xi \mathbf{X} \mathbf{Y}), \quad (16)$$

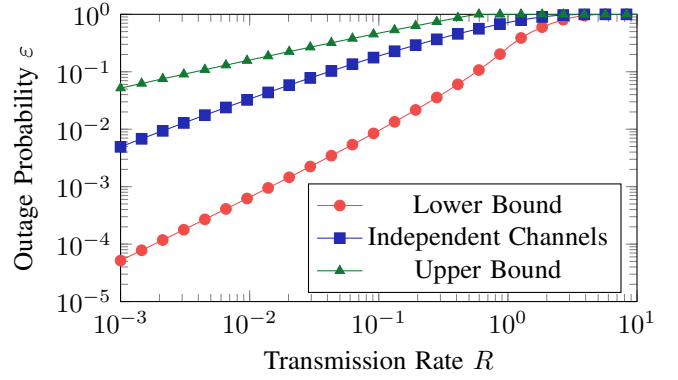


Figure 5. Bounds on the outage probability for RIS channel for SNR $\xi = 0$ dB and $\lambda_x = \lambda_y = 1$.

with SNR ξ . The outage probability is defined according (7). In the case of independent channels, this is given as

$$\varepsilon_{\text{ind}} = 1 - 2\sqrt{\lambda_x \lambda_y s} K_1(2\sqrt{\lambda_x \lambda_y s}),$$

where K_1 is the modified Bessel function of second kind and order 1 [16] and $s = 2^R - 1$. The lower and upper bounds are given according to Theorem 3 as

$$\begin{aligned} \underline{\varepsilon} &= \sup_{xy=s} [F_{\mathbf{X}}(x) + F_{\mathbf{Y}}(y) - 1]^+ \\ \bar{\varepsilon} &= \inf_{xy=s} [F_{\mathbf{X}}(x) + F_{\mathbf{Y}}(y)]^{\leq 1}, \end{aligned}$$

respectively. We solve these problems numerically. The three different cases are shown in Fig. 5 for varying values of the transmission rate R and with SNR $\xi = 1$. The figure, together with the numerical calculations, can be found as an interactive version at [10]. It can be seen that the achievable rate depends significantly on the dependency of the two channel realizations from source to RIS and from RIS to destination. For a rate of 0.1 bits per second, the best outage probability is below 1% while in the worst case it is about 50%.

E. Extension to More Than Two Links/Antennas

The results on the outage performance presented in this section are all based on the complete characterization of the worst- and best-case dependency in Theorem 3. The extension to more than two random variables, $n > 2$, is not straightforward. Mainly, because the lower Fréchet-Hoeffding bound does not result in valid copula, i.e., a valid joint distribution [4].

However, it is possible to derive upper and lower bounds on the outage probability for $n > 2$ for some special cases. In [17], we derive the outage probability bounds for n random variables in the context of diversity. The constraint in this case is that the fading distributions have to have monotone densities. The derivation of the bounds is then based on joint mixability [8], [18]. It is also possible to calculate the bounds numerically by a rearrangement algorithm [19]. This algorithm supports an arbitrary number of random variables with arbitrary distributions.

IV. CONCLUSION

This second part dealt with the outage probability, which is a typical performance metric used for scenarios with slow-fading

channels. We considered various communication settings, e.g., the MAC and the wiretap channel, and showed that the joint distribution of the channels has a significant impact on the outage performance.

A more extensive conclusion and outlook for future work and applications can be found at the end of the first part of this letter [1].

APPENDIX A SUM OF EXPONENTIALLY DISTRIBUTED RANDOM VARIABLES

We start with the lower bound

$$\mathbb{P}(\mathbf{X} + \mathbf{Y} < s) \leq \underline{F}_{\mathbf{X}, \mathbf{Y}}(s) = \sup_{x+y=s} [F_{\mathbf{X}}(x) + F_{\mathbf{Y}}(y) - 1]^+$$

which we rewrite as

$$\underline{F}_{\mathbf{X}, \mathbf{Y}}(s) = \sup_{x \geq 0} [g(x)]^+ \quad (17)$$

with the shorthand $g(x) = F_{\mathbf{X}}(x) + F_{\mathbf{Y}}(s - x) - 1$. First, we take a look at the boundaries

$$\begin{aligned} [g(0)]^+ &= [F_{\mathbf{Y}}(s) - 1]^+ = 0 \\ \lim_{x \rightarrow \infty} g(x) &= 0. \end{aligned}$$

Next, we need the first two derivatives of g in order to solve the optimization problem. For the case of exponentially distributed $\mathbf{X} \sim \exp(\lambda_x)$ and $\mathbf{Y} \sim \exp(\lambda_y)$, these are

$$\begin{aligned} g'(x) &= \frac{\partial g}{\partial x} = \frac{1}{\alpha} \exp\left(-\frac{x}{\alpha}\right) - \frac{1}{\beta} \exp\left(-\frac{s-x}{\beta}\right) \\ g''(x) &= \frac{\partial^2 g}{\partial x^2} = \frac{-1}{\alpha^2} \exp\left(-\frac{x}{\alpha}\right) - \frac{1}{\beta^2} \exp\left(-\frac{s-x}{\beta}\right), \end{aligned}$$

where we introduce $\alpha = 1/\lambda_x$ and $\beta = 1/\lambda_y$.

For the stationary point x^* , we have $g'(x^*) = 0$. Solving this for our example gives

$$x^* = \frac{\left(\frac{s}{\beta} + \log\left(\frac{\beta}{\alpha}\right)\right) \alpha \beta}{\alpha + \beta}.$$

Since $g''(x^*) < 0$, we know that this point is a maximum, which we need for the optimization problem in (17). Therefore, we can now evaluate $[g(x^*)]^+$ in order to get the lower bound on $F_{\mathbf{X}+\mathbf{Y}}$. In our example, this is

$$[g(x^*)]^+ = \left[1 - \exp\left(-\frac{s-k}{\alpha+\beta}\right)\right]^+ = \underline{F}_{\mathbf{X}+\mathbf{Y}}(s),$$

with $k = (\alpha + \beta) \log(\alpha + \beta) - \beta \log \beta - \alpha \log \alpha$. This shows that the lower bound of $\mathbf{X} + \mathbf{Y}$ is a shifted exponential distribution with shape parameter $\lambda_{x+y} = 1/(\alpha + \beta)$. This is confirmed by the result from [6, Sec. 4].

For the upper bound, we have to solve the similar problem

$$\overline{F}_{\mathbf{X}, \mathbf{Y}}(s) = \inf_{x \geq 0} [F_{\mathbf{X}}(x) + F_{\mathbf{Y}}(s - y)]^{\leq 1}.$$

Starting with the limits,

$$\begin{aligned} F_{\mathbf{X}}(0) + F_{\mathbf{Y}}(s) &= F_{\mathbf{Y}}(s) \leq 1 \\ \lim_{x \rightarrow \infty} F_{\mathbf{X}}(x) + F_{\mathbf{Y}}(s - x) &= 1 \end{aligned}$$

we obtain $F_{\mathbf{Y}}(s)$ as an initial lower bound. Next, we have another lower bound at $x = s$ which is equal to $F_{\mathbf{X}}(s)$. In addition, we observe that $F_{\mathbf{X}}(x) + F_{\mathbf{Y}}(s - x) > F_{\mathbf{X}}(s)$ for $x > s$. Since the derivatives are equivalent to the ones of g , we know that the optimization function can only have a maximum in $0 < x < s$. Combining all of this, we get $\overline{F}_{\mathbf{X}+\mathbf{Y}}(s) = \min[F_{\mathbf{X}}(s), F_{\mathbf{Y}}(s)]$, which corresponds to an exponential distribution with shape parameter $\lambda_{x+y} = 1/(\max[\alpha, \beta])$.

REFERENCES

- [1] E. A. Jorswieck and K.-L. Besser, "Copula-based bounds for multi-user communications – Part I: Average Performance," *IEEE Commun. Lett.*, 2020, Early Access.
- [2] P. Embrechts, A. McNeil, and D. Straumann, "Correlation and dependency in risk management: Properties and pitfalls," in *Risk Management: Value at Risk and Beyond*, M. A. H. Dempster, Ed., Cambridge University Press, Jan. 2002, pp. 176–223.
- [3] A. J. McNeil, R. Frey, and P. Embrechts, *Quantitative risk management: Concepts, techniques and tools*, ser. Princeton Series in Finance. Princeton University Press, May 2015.
- [4] R. B. Nelsen, *An introduction to copulas*, 2nd ed., ser. Springer Series in Statistics. Springer New York, 2006.
- [5] M. Bennis, M. Debbah, and H. V. Poor, "Ultrareliable and low-latency wireless communication: Tail, risk, and scale," *Proceedings of the IEEE*, vol. 106, no. 10, pp. 1834–1853, Oct. 2018.
- [6] M. J. Frank, R. B. Nelsen, and B. Schweizer, "Best-possible bounds for the distribution of a sum – a problem of Kolmogorov," *Probability Theory and Related Fields*, vol. 74, no. 2, pp. 199–211, 1987.
- [7] R. C. Williamson and T. Downs, "Probabilistic arithmetic. I. Numerical methods for calculating convolutions and dependency bounds," *International Journal of Approximate Reasoning*, vol. 4, no. 2, pp. 89–158, Mar. 1990.
- [8] R. Wang, L. Peng, and J. Yang, "Bounds for the sum of dependent risks and worst value-at-risk with monotone marginal densities," *Finance and Stochastics*, vol. 17, no. 2, pp. 395–417, Apr. 2013.
- [9] K.-L. Besser and E. A. Jorswieck, "Reliability bounds for dependent fading wireless channels," *IEEE Trans. Wireless Commun.*, vol. 19, no. 9, pp. 5833–5845, 2020. arXiv: [1909.01415](https://arxiv.org/abs/1909.01415) [cs.IT].
- [10] K.-L. Besser. (2020). Copula-based multi-user performance bounds, Supplementary material, [Online]. Available: <https://gitlab.com/klb2/copula-mu-performance-bounds>.
- [11] D. Tse and P. Viswanath, *Fundamentals of Wireless Communications*. Cambridge University Press, 2005.
- [12] Y. Chen and C. Tellambura, "Distribution functions of selection combiner output in equally correlated Rayleigh, Rician, and Nakagami- m fading channels," *IEEE Trans. Commun.*, vol. 52, no. 11, pp. 1948–1956, Nov. 2004.
- [13] S. Dang, J. P. Coon, and G. Chen, "An equivalence principle for OFDM-based combined bulk/per-subcarrier relay selection over equally spatially correlated channels," *IEEE Trans. Veh. Technol.*, vol. 66, no. 1, pp. 122–133, 2017.
- [14] K.-L. Besser and E. A. Jorswieck, "Bounds on the secrecy outage probability for dependent fading channels," *IEEE Trans. Commun.*, 2020. arXiv: [2004.06644](https://arxiv.org/abs/2004.06644) [cs.IT], Accepted.
- [15] E. Björnson, Á. Ú. Áúđdogan, and E. G. Larsson, "Intelligent reflecting surface versus decode-and-forward: How large surfaces are needed to beat relaying?" *IEEE Wireless Commun. Lett.*, vol. 9, no. 2, pp. 244–248, Feb. 2020. arXiv: [1906.03949](https://arxiv.org/abs/1906.03949) [cs.IT].
- [16] M. Abramowitz and I. A. Stegun, *Handbook of Mathematical functions*. Dover Publications, 1970.
- [17] K.-L. Besser and E. A. Jorswieck, "Bounds on the outage probability in dependent Rayleigh fading channels," in *2020 IEEE International Conference on Communications (ICC)*, IEEE, Jun. 2020.
- [18] B. Wang and R. Wang, "Joint mixability," *Mathematics of Operations Research*, vol. 41, no. 3, pp. 808–826, Aug. 2016.
- [19] G. Puccetti and L. Ráijtschendorf, "Computation of sharp bounds on the distribution of a function of dependent risks," *Journal of Computational and Applied Mathematics*, vol. 236, no. 7, pp. 1833–1840, Jan. 2012.