

Flow coefficients in O-O Al-Al and Cu-Cu collisions at 200 GeV in the fusing color string model.

M.A. Braun^a, C. Pajares^b

^a Dep. of High Energy physics,

Saint-Petersburg State University, Russia

^b Dep. of Particles and Instituto Gallego de Altas Energias,
University of Santiago de Compostela, Spain

July 29, 2021

Abstract

In view of the planning experiments for collisions of light nuclei at RHIC the flow coefficients for O-O, Al-Al and Cu-Cu collisions are studied in the color string percolation model. Our results for v_2 are somewhat smaller than predicted by other groups although with the same dependence on centrality. Our obtained v_3 lie between predictions of other groups.

1 Introduction

A remarkable discovery at collider experiments has been observation of strong azimuthal correlations in heavy nuclei collisions [1, 2, 3, 4, 5, 6]. It can be characterized by the non-zero flow coefficients v_n governing the correlation function of the azimuthal distribution of secondaries as

$$C(\phi) = A(1 + \left(1 + 2 \sum_{n=1} v_n \cos(n\phi)\right)). \quad (1)$$

This phenomenon can be interpreted in terms of formation of a fireball in the overlap of the colliding nuclei consisting of the strongly interacting hot quark-gluon plasma, which subsequently freezes, hadronizes and passes into the observed secondary hadrons. The dynamics of this transition seems to be well described in the hydrodynamical approach, which relates the final spatial anisotropy to that of the initial state.

Later a similar anisotropy was found also in collisions of smaller systems such as p-p, p-A, d-A and He-A. [7, 8, 9, 10, 11, 12, 13]. This has raised certain doubts about formation of a significantly big pieces of quark-gluon plasma in the interaction region and the subsequent hydrodynamical evolution. However calculations made within specific models of the latter

[14, 15, 16] and also with initial conditions created by gluon emission in the Color Glass Condensate effective theory [17, 18, 19] seem to describe at least part of the experimental data quite satisfactorily. So the dynamic assumptions adopted for A-A collisions seem to work also for smaller systems.

This conclusion was earlier observed in an alternative scenario for high-energy collisions, namely, the fusing color string picture. Much simpler than the hydrodynamical approach with or without previous gluon emission in the QCD framework, it allowed to describe in a satisfactory way the dependence of the spectra both on the transverse momentum and angle at various energies and for various colliding particles [20]. In particular it has been found that the fusion string model correctly describes the data on v_n in pp and AA collisions [21, 22, 23]. In this scenario the dynamics for small and big participants is qualitatively the same. The colliding nucleons form strings as soon as they are close enough and the strings then emit the observed secondary particles. The angular anisotropy in this scenario is the result of their quenching due to the presence of the gluon field from the created strings. So essentially it is a two-stage scenario as opposed to three-stage scenarios consisting first in formation of the set of interacting nucleons, then building of the initial condition (e.g. emission of gluons) and finally the hydrodynamical expansion. Correspondingly it carries only one adjustable parameter - the universal quenching coefficient to be extracted from some data.

Remarkably this approach does not distinguish between colliding particles of different hadronic content. In particular it has been found that it well applies not only to heavy nuclei collisions but also to p-A and d-A collisions [24]. Accordingly in this note we apply this approach to the flow coefficients v_2 , v_3 and v_4 in O-O, Al-Al and Cu-Cu collisions at 200 GeV now planned at RHIC. We expect that our results will serve as one of reference points for the future experimental data. Our hope is that they will describe them reasonably well.

The flow coefficients in O-O collisions have recently been studied in the approaches with either hydrodynamical evolution from the initial condition created in the color gluon condensate (CGC) framework [25, 26] or with the initial parton production and the following rescattering and hadronization (AMTP approach, see e.g. [27]). Both models are much more complicated than our color string model. They distinguish the initial state formation and final state interaction. And as stated in [19] the question which of the two stages dominates in producing the final azimuthal dependence remains open. As mentioned the color string scenario is basically much simpler than both. In this approach particle production and their azimuthal asymmetry are produced simultaneously due to asymmetry of the created gluon field. As we shall see it gives the flow coefficients for light nuclei on the same level and with the same centrality dependence as the two mentioned sophisticated approaches. So it seems that the complicated concrete mechanisms inherent in the latter are in fact not very essential for the final results, which apparently depend only on the overall basic dynamical structure, correctly described by the color string model

2 Flow coefficients in the color string model

The model was proposed a long time ago to describe multiparticle production in the soft region. Its latest development and applications are described in the review paper [20]. As mentioned in this model particle creation and production of azimuthal asymmetry proceed simultaneously. Both are the results of the formation of the gluon field by color strings. This field, on one hand, produces particles more or less in the spirit of the Schwinger mechanism of particle creation in the external field. On the other hand, it provides the azimuthal asymmetry due to interaction of the produced particles with the same gluon field, which by itself is azimuthal asymmetric due to the initial asymmetry of nucleons in the overlap and fluctuations.

In the model the initial strings tend to overlap and fuse into novel strings with more intrinsic color which have a higher tension and so partons with greater transverse momenta. As atomic numbers of the colliding nuclei grow the density of strings in the transverse space grows. As a result, with the growth of their density strings fuse more intensely and this effective number grows weaker. This immediately explains the observed growth of the multiplicities in AA collisions both with the atomic numbers and energy. Also appearance of fused strings explains the growth of the heavy particles in these collisions. At a certain critical density clusters acquire the transverse dimensions comparable to that of the interaction area (percolation) and one may consider it as formation of the drops of the quark-gluon plasma.

Naively one can assume that strings decay into particles ($q\bar{q}$ pairs) by the well-known Schwinger mechanism for pair creation in a strong electromagnetic field.

$$P(p, \phi) = Ce^{-\frac{p_0^2}{T}}, \quad (2)$$

where p_0 is the particle initial transverse momentum, T is the string tension (up to an irrelevant numerical coefficient) and C is the normalization factor. The string tension is determined by the magnitude of the gluon field responsible for particle creation. To extend validity of the distribution to higher momenta one may use the idea that the field and consequently string tension fluctuate, which transforms the Gaussian distribution into the thermal one [29, 30]:

$$P(p, \phi) = Ce^{-\frac{p_0}{t}} \quad (3)$$

with temperature $t = \sqrt{T/2}$.

The initial transverse momentum p_0 is thought to be different from the observed particle momentum p due to particle interaction with the same gluon field. In fact the particle has to pass through the fused string areas and emit gluons on its way out. So in Eq. (2) or (3) one has to consider p_0 as a function of p and path length l inside each string encountered on its way out: $p_0 = f(p, l(\phi))$ where ϕ is the azimuthal angle. It is this quenching that creates the final anisotropy and leads to nonzero flow coefficients, due to anisotropy of string distribution. To describe this quenching we use the corresponding QED picture for a charged particle moving in the external electromagnetic field [31]. This leads to the quenching formula inside a string passed by the parton [37]

$$p_0(p, l) = p \left(1 + \kappa p^{-1/3} T^{2/3} l \right)^3, \quad (4)$$

Here l is the length traveled by the parton through the gluon fields in the hadron formed by color strings. Note that both l and T are different for different strings. When the parton

passes through many strings inside the hadron one should sum different $T_1^{2/3}l_1 + T_2^{2/3}l_2 + \dots$ over all of them. For an event both T_i and l_i are uniquely determined by the geometry of the collision and string fusion. The quenching coefficient κ to be taken from the experimental data. We adjusted κ to give the experimental value for the coefficient v_2 in mid-central Pb-Pb collisions at 5-13 TeV GeV, integrated over the transverse momenta, which gives $\kappa = 0.45$.

Remarkably, Eq. (4) gives rise to a universal dependence of v_2 on the product $\epsilon p^{2/3} T^{1/3} l$, where ϵ is the eccentricity of the nuclear overlap. This scaling is well confirmed by the experimental data [32, 33, 34].

In the c model the event is realized by a particular way of exchange of color strings between the projectile and target. Different events possess different number of strings located at different places in the overlap of the colliding nuclei. The flow coefficients are obtained after averaging over events of the inclusive particle distribution in the azimuthal angle for a single event

$$I^e(\phi) = A^e \left[1 + 2 \sum_{n=1} \left(a_n^e \cos n\phi + b_n^e \sin n\phi \right) \right]. \quad (5)$$

The flow coefficients are

$$v_n = \left\langle \left[(a_n^e)^2 + (b_n^e)^2 \right]^{1/2} \right\rangle. \quad (6)$$

In experimental observations one often uses instead of (6)

$$v_n\{2\} = \left(\left\langle (a_n^e)^2 + (b_n^e)^2 \right\rangle \right)^{1/2}. \quad (7)$$

which is somewhat greater than v_n defined by (6)

3 Calculations

3.1 Monte-Carlo simulation

The Monte-Carlo simulation with the string model in principle consist, first, of distributing strings in the transverse space of the overlapping nuclei second in analyzing their geometrical structure and forming fused strings when they overlap and third, studying the paths passed by the produced particles through the maze of strings to find their quenching according to Eq (4). The actual realization of this program encounters with the fact that the fusing strings form clusters of different forms and dimension. Both the study of their emission and their quenching of already emitted partons presents practically unsurmountable technical problems if ones considers their exact geometries. To facilitate the problem we use a simplified approach which was shown to give a very reasonable result as compared to the exact one [35]. Instead of clusters formed by the actual fusing of formed strings we split the whole transverse area in cells having the dimension of ordinary strings (~ 0.3 fm). Distributing the strings in the area we consider as fused the ones which get into the same cell. Then the geometry is simplified to the set of clusters represented by cells which contain fused strings made of different number of ordinary ones. Each cell-cluster possesses its own string tension

and emission multiplicity in accordance with the standard fusing string model. The quenching of the emitted parton is then studied in this geometry as this parton passes through different cells on his way out.

Some problem is also that in the Monte-carlo simulation one has to place the colliding particles at a fixed value of the impact parameter b . However in the experimental setup the impact parameter is not known. Instead one can distinguish between different centralities determined from the observed multiplicities. To find observables as function of the multiplicity one has first to study the multiplicity at different values of b and then divide it into the intervals corresponding to centralities as defined by the experimentalists and study separately Monte-Carlo simulations within a given interval of multiplicities. This does not seem to present much difficulty but to have a reasonable statistics for each interval of centrality it leads to considerable rise in the total number of simulations and thus to the rise of the total simulation time.

3.2 Results

Calculations were performed for O-O , Al-Al and Cu-Cu collisions at 200 GeV/c. The reported run consists of 400 simulations divided between 11 centrality intervals from 0% to 100%. The interval of transverse momenta was taken as $0.1 < p_T < 4$ GeV/c divided in 80 points. The interval of azimuthal angles was divided in 360 points. Our flow coefficients were calculated according to Eq. (7).

The results of calculations for v_2 , v_3 and v_4 for different centralities are presented in Fig. 1 for O-O, Al-Al and Cu-Cu collisions.

In the next figure we illustrate the dependence of v_2 , v_3 and v_4 on the atomic number 16, 27 and 64 for O-O, Al-Al and Cu-Cu collisions.

In Fig. 3 we compare our calculated v_3 and v_3 with the predictions of [19] and [27].

Finally we illustrate the p_T -dependence of v_n in 0-0 collisions at different centralities. The centrality interval in each case lies within 5% around the indicated in the figures. In this case v_3 turns out invariably greater than v_4 . Since v_n at different centralities are not averaged $v_n(p_T)$ this seems to be not in contradiction with Fig. 1.

One has to take into account that these results were obtained by Monte-Carlo simulations with a number of runs limited by our calculational possibilities to $N_{run} = 400$. According to the general properties of the Monte Carlo procedures this gives a rough estimate of our precision $\sim 1/\sqrt{N_{run}} \sim 5\%$.

4 Discussion

Our predictions for the elliptic flow v_2 are roughly of the same magnitude for O-O, Al-Al and Cu-Cu collisions at 200 GeV with a rather weak centrality dependence. Both triangular and quadrangular flows v_3 and v_4 turn out to fall with A and rise with centrality. Remarkably, as a function of centrality, the quadrangular flow is found to be larger than the triangular one, although it is smaller as a function of p_T . Compared to the calculations of other groups, our v_2 are definitely smaller than in [26] (by nearly 40%) and [27] (by $\sim 30\%$) with a

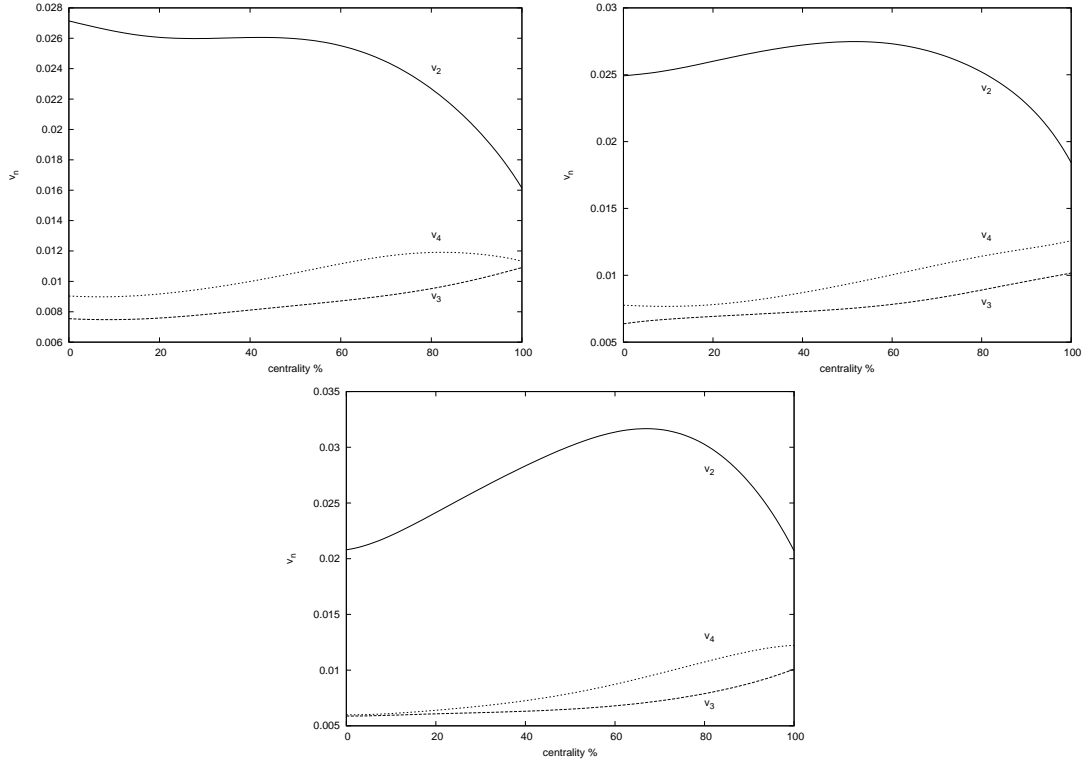


Figure 1: The calculated flow coefficients v_2 , v_3 and v_4 for O-O (left upper panel) Al-Al (right upper panel) and Cu-Cu (lower panel) collisions at 200 GeV/c as function of centrality

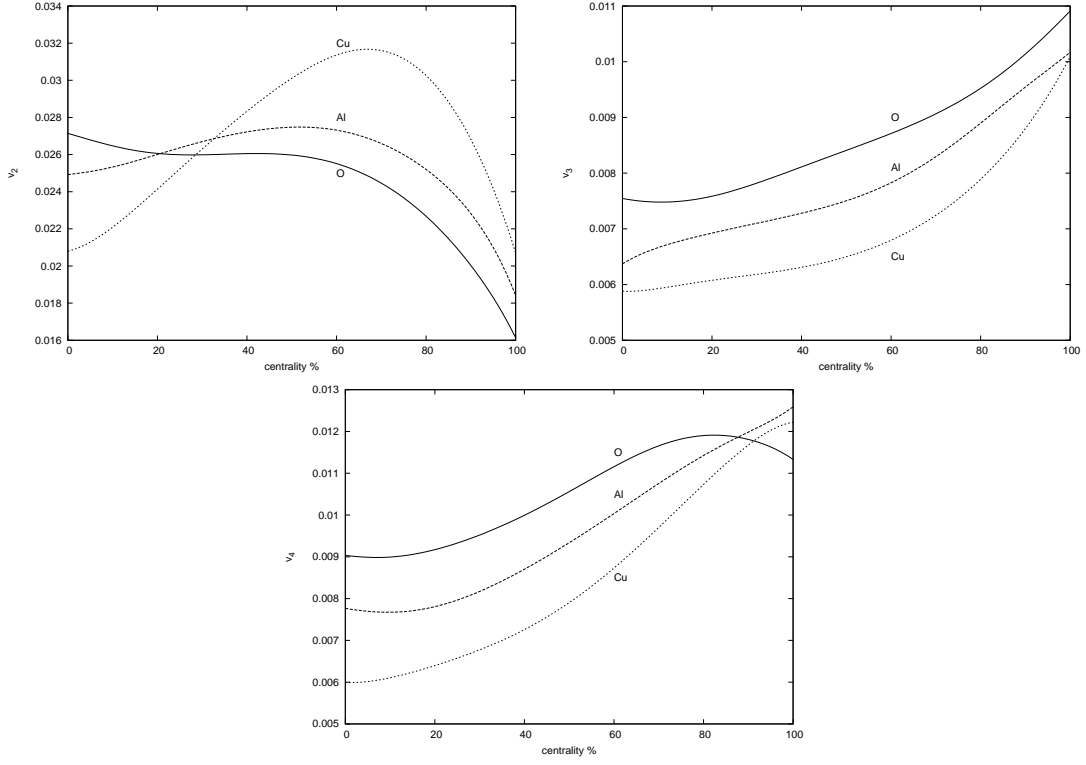


Figure 2: The calculated flow coefficients v_2 (left upper panel) v_3 (right upper panel) and v_4 (lower panel) for O-O, Al-Al and Cu-Cu collisions at 200 GeV/c as function of centrality

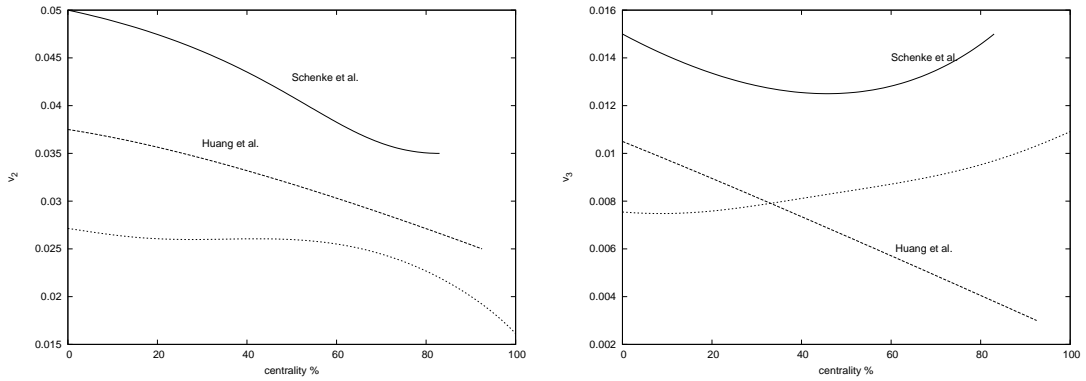


Figure 3: The calculated flow coefficients v_2 (left panel) and v_3 (right panel) for O-O collisions at 200 GeV/c compared to [26] and [27]

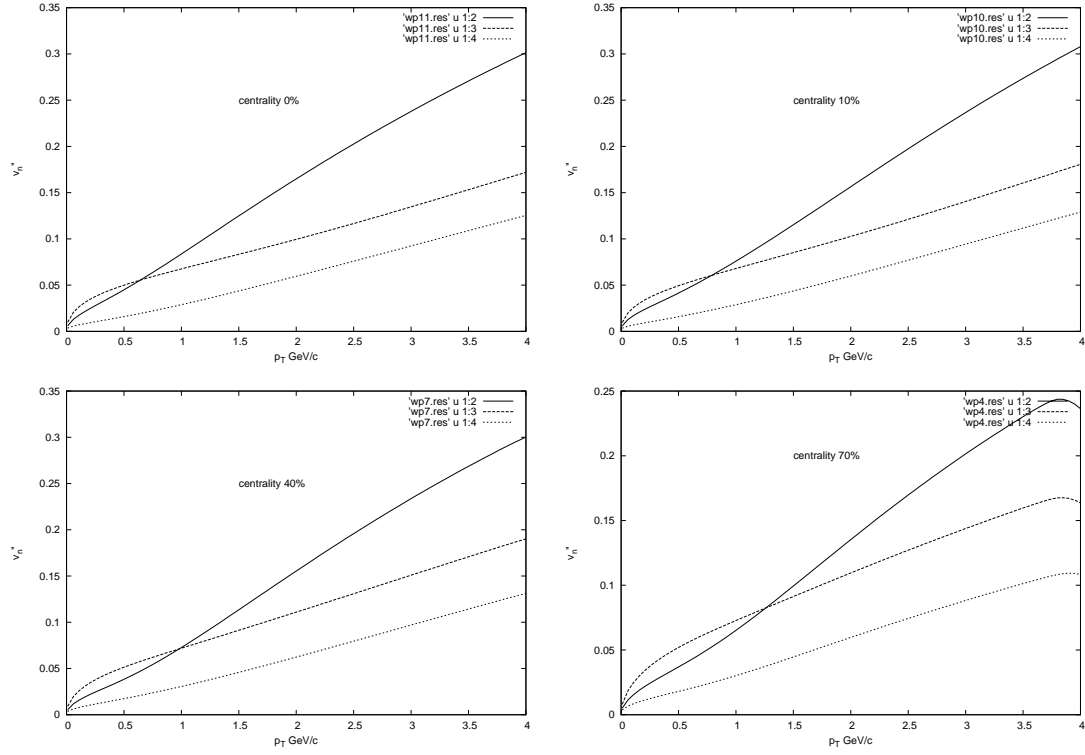


Figure 4: The calculated flow coefficients v_2 , v_3 and v_4 for O-O collisions at 200 GeV/c as function of p_T at centralities $0 \div 5$ (left upper panel) $10 \div 15$ (right upper panel) $40 \div 45$ (left low panel) and $70 \div 75$ (right lower panel)

similar centrality dependence. As to v_3 our predictions are also smaller than in [26] with the same dependence on centrality. Compared to [27] our v_3 behave differently in centrality. lower at small and higher at large centralities. One may say that on the average they are of the same magnitude. We stress that the azimuthal asymmetry in our model is directly controlled by the quenching parameter κ in Eq. (4). As mentioned, in these calculations it was chosen 0.45 from the previous similar studies of Pb-Pb collisions at LHC. So it is trivial to somewhat raise our flows by increasing parameter κ . However it would contradict our physical picture in which κ is determined by the quenching of a particle passing through the gluon field independent of such external parameters as the atomic number of participants and their energy.

5 Acknowledgements

M.A.B. appreciates hospitality and financial support of the University of Santiago de Compostela, Spain. C.P. thanks the grant Maria de Maeztu Unit of Excellence of Spain and the support Xunta de Galicia and FEDER. . This work was partially done under the project EPA 2017-83814-P of Ministerio Ciencia, Tecnologia y Universidades of Spain.

References

- [1] S.Afanasiev *et al*, PHENIX collab., Phys.Rev. **C 80** (2009) 024909 [nucl-ex/0905.1070].
- [2] R.Aamodt *et al*, ALICE collab., Phys. Rev. Lett. **107** (2011) 032301 [nucl-ex/1105.3865]
- [3] A.Adare *et al*, PHENIX collab., Phys. Rev. Lett. **107** (2011) 252301 [nucl-ex/1105.3928].
- [4] B.Alver *et al* PHOBOS collab,Phys. REv. Lett. 98 (2007) 242302 [nucl-ex/0610037].
- [5] L.Adamczyk *et al* (STAR collab.), Phys. Rev. Lett. 115 (2015) 222301 [nucl-ex/1505.07812].
- [6] S Acharya *et al* (ALICE collab.) JHEP 1807 (2018) 103 [nucl-ex/1804.029442].
- [7] V.Khachatryan *et al*. JHEP **09** (2010) 091.
- [8] S.Chatrchyan *et al*. Phys.Lett. **B 718** (2013) 795.
- [9] B.Abelev *et al*. Phys.Lett. **B 719** (2013) 29.
- [10] G.Aad *et al*. Phys. Rev. Lett. **110** (2013) 182302.
- [11] A.Adare *et al*. Phys. Rev. Lett. **111** (2013) 212301.

- [12] A.Adare *et al.* Phys. Rev. Lett. **114** (2015) 192301.
- [13] C.Aidala *et al.* PHENIX collab. Nature Physics **15** (2019) 214 [ncl-ex/1805.02973].
- [14] P. Bozek, Phys. Rev. **C 85** (2012) 014911 [hep-ph/1112.0915].
- [15] M.Habich, J.L.Nagle, P.Romatschke Eur. Phys. J **C 75** (2015) 15.
- [16] C.Shen, J-F.Paquet, G.S.Denicola, S.Jeon, C.Gale, Phys. Rev. **C95** (2017) 014906.
- [17] M.Mace, V.Skokov, P.Tribedy, R.Venugopalan, Phys. Lett. **788** (2019) 161 [hep-ph/1807.00825].
- [18] M.Mace, V.Skokov, P.Tribedy, R.Venugopalan, Phys. Rev. Lett **121** (2018) 052301 [hep-ph/1805.09342]; erratum *ibid* **123** (2019) 039901.
- [19] B.Schenke, C.Shen, P.Tribedy, arXiv:1908.06212[nucl-th].
- [20] M.A.Braun, J.Dias de Deus, A.S.Hirsch, C.Pajares, R.P.Sharenberg, B.K.Srivastava, Phys. Rep., **599** (2015) 1-50.
- [21] M.A.Braun, C.Pajares, V.V.Vechernin, Eur.Phys.J. **A 51** (2015) 44.
- [22] M.A.Braun, C.Pajares, Eur. Phys. J. **A 54** (2018) 185.
- [23] I.Bautista, L.Cuqueiro, J.Dias de Deus, C.Pajares, J.Phys. G **37** 015103 (2010)
- [24] M.A.Braun, C.Pajares, Eur. Phys. J. **A** (2020) 56:41
- [25] B.Schenke, S.Shen, P.Tribedy, arXiv:2001.09949 [nucl-th]
- [26] B.Schenke, S.Shen, P.tribedy, arXiv:2005.14682 [nucl-th]
- [27] S.Huang, Z.Chen, W.Li, J.Jia, arXiv:1904.10415 [nucl-ex]
- [28] J.Dias de Deus and C.Pajares, Phys. Lett.**B 695** (2011) 211.
- [29] A.Bialas, Phys. Lett. **B 466** (1999) 301.
- [30] J.Dias de Deus and C.Pajares, Phys. Lett.**B 642** (2006) 455.
- [31] A.I.Nikishov, Nucl. Phys. **B 21** (1970) 346.
- [32] C.Andres, J.Dias de Deus, A.Moscato, C.Pajares, C.Salgado, Phys. Rev. **C 92** (2015) 03496.
- [33] C.Andres, M.A.Braun, C.Pajares, Eur. Phys. J. **A 53** (2017) 41.
- [34] S.Acharva *et al* ALICE collab., JHEP **07** 103 2018
- [35] M.A.Braun, R.S.Kolevatov, C.Pajares, V.V.Vechernin, Eur. Phys. J. **C 32** (2004) 535.

- [36] A.Adare *et al.* PHENIX collab. Phys. Rev. **C 90** (2014) 034902.
- [37] M.A.Braun, C.Pajares, V.V.Vechernin, Nucl. Phys. **A 906** (2013) 14.

