

A CONSERVATIVE FULLY-DISCRETE NUMERICAL METHOD FOR THE REGULARISED SHALLOW WATER WAVE EQUATIONS

DIMITRIOS MITSOTAKIS, HENDRIK RANOCHA, DAVID I. KETCHESON, AND ENDRE SÜLI

ABSTRACT. The paper proposes a new, conservative fully-discrete scheme for the numerical solution of the regularised shallow water Boussinesq system of equations in the cases of periodic and reflective boundary conditions. The particular system is one of a class of equations derived recently and can be used in practical simulations to describe the propagation of weakly nonlinear and weakly dispersive long water waves, such as tsunamis. Studies of small-amplitude long waves usually require long-time simulations in order to investigate scenarios such as the overtaking collision of two solitary waves or the propagation of transoceanic tsunamis. For long-time simulations of non-dissipative waves such as solitary waves, the preservation of the total energy by the numerical method can be crucial in the quality of the approximation. The new conservative fully-discrete method consists of a Galerkin finite element method for spatial semidiscretisation and an explicit relaxation Runge–Kutta scheme for integration in time. The Galerkin method is expressed and implemented in the framework of mixed finite element methods. The paper provides an extended experimental study of the accuracy and convergence properties of the new numerical method. The experiments reveal a new convergence pattern compared to standard Galerkin methods.

1. INTRODUCTION

In this paper we are concerned with the numerical solution of the regularised shallow water system of Boussinesq equations, also known as the BBM-BBM system. The regularised shallow water equations derived in [12, 14] from the incompressible Euler equations for free-surface flows may be written in dimensional variables as

$$(1) \quad \begin{aligned} \eta_t + [(D + \eta)u]_x - \frac{1}{6}D^2\eta_{xxt} &= 0, \\ u_t + g\eta_x + uu_x - \frac{1}{6}D^2u_{xxt} &= 0, \end{aligned}$$

where g is acceleration due to gravity, D is the depth of the impenetrable horizontal sea floor, $\eta = \eta(x, t)$, $u = u(x, t)$ are real functions defined at the horizontal location x and time $t \geq 0$ denoting the free-surface elevation of the water and the horizontal velocity at water level $\sqrt{2/3}D$. The regularised shallow water system describes the two-way propagation of long crested waves of small amplitude, and particularly, respecting the physics of water waves, solutions of system (1) are weakly nonlinear and weakly dispersive. In that sense, system (1) generalises the non-dispersive shallow water system

$$(2) \quad \begin{aligned} \eta_t + [(D + \eta)u]_x &= 0, \\ u_t + g\eta_x + uu_x &= 0, \end{aligned}$$

in the context of nonlinear and dispersive water waves. Both systems (1) and (2) conserve the same approximation of the total energy (kinetic plus potential) in the interval $I = (-\infty, \infty)$, defined by

$$(3) \quad \mathcal{E}(t; \eta, u) := \frac{1}{2} \int_I g\eta^2 + (D + \eta)u^2 \, dx,$$

Date: October 12, 2021.

2000 Mathematics Subject Classification. 65M60, 65L06, 76B25.

Key words and phrases. Boussinesq system, relaxation Runge–Kutta methods, mixed finite element methods.

E. Süli is grateful to the School of Mathematics and Statistics of the Victoria University of Wellington for the kind hospitality during his visit as the year 2015 London Mathematical Society/New Zealand Mathematical Society Forder Lecturer. Research reported in this publication was supported by the King Abdullah University of Science and Technology (KAUST).

in the sense that their solutions satisfy

$$(4) \quad \frac{d}{dt} \mathcal{E}(t; \eta, u) = 0.$$

In addition to the energy conservation (4) the solutions of the regularised shallow water equations (1) conserve the following quantities

$$(5) \quad \mathcal{M}(t; \eta) := \int_I \eta \, dx, \quad (\text{mass}),$$

$$(6) \quad \mathcal{I}(t; u) := \int_I u \, dx, \quad (\text{momentum}),$$

$$(7) \quad \mathcal{H}(t; \eta, u) := \int_I \eta u + \frac{1}{6} D^2 \eta_x u_x \, dx, \quad (\text{impulse}).$$

The quantity \mathcal{M} represents the total mass and \mathcal{I} the momentum, while \mathcal{H} can be thought of as a generalised energy that is usually referred to as the impulse functional [9]. There is a Hamiltonian structure that relates the quantities \mathcal{H} and \mathcal{E} ; namely $\partial_t \nabla \mathcal{H}(t; \eta, u) + \partial_x \nabla \mathcal{E}(t; \eta, u) = 0$. Equivalently, the system (1) can be written in Hamiltonian form as

$$\partial_t (\eta, u)^T = J \nabla \mathcal{E}(t; \eta, u),$$

where

$$J = \begin{pmatrix} 0 & (I - D^2/6\partial_x^2)^{-1} \partial_x \\ (I - D^2/6\partial_x^2)^{-1} \partial_x & 0 \end{pmatrix},$$

with \mathcal{E} playing the role of the Hamiltonian. For more information about the conservation properties and their theoretical implications we refer to [15].

Existence and uniqueness of weak and classical solutions for the Cauchy problem of system (1) have been established only locally in time in [12, 14, 15], while global well-posedness in time was proved in [3] under the condition that there is an $\alpha > 0$ such that the solution satisfies

$$D + \eta(x, t) \geq \alpha \quad \text{for all } t \geq 0.$$

Like the full Euler equations, the BBM-BBM system possesses classical solitary wave solutions. These are waves that travel with constant phase speed and without change in their shape. Usually, both η and u profiles of solitary waves have the shape of a sech^2 -function [17, 12, 18]. There are no known analytical formulas for classical solitary waves of the BBM-BBM system (1), although there are analytical formulas describing other travelling wave solutions of (1); see [16]. The latter travelling waves are unphysical, as the value of η is negative in places so that the water surface extends below the impenetrable bottom. Other travelling wave solutions with analytical formulas assume that there is no water in the domain. One such formula, which is useful mainly for testing numerical methods, can be written in the special case $D = 1$, $g = 1$ in the form

$$(8) \quad \begin{aligned} \eta_{\pm}(x, t) &= \frac{15}{4} \left(\cosh \left(3\sqrt{\frac{2}{5}} \left(x \mp \frac{5}{2}t \right) \right) - 2 \right) \text{sech}^4 \left(\frac{3}{\sqrt{10}} \left(x \mp \frac{5}{2}t \right) \right), \\ u_{\pm}(x, t) &= \frac{15}{2} \text{sech}^2 \left(\frac{3}{\sqrt{10}} \left(x \mp \frac{5}{2}t \right) \right). \end{aligned}$$

This travelling wave solution was derived in [16, 17] and is apparently unstable under even tiny perturbations, which cause a point blow-up phenomenon [13]. For generalisations, physical derivation, and a review of the theory and numerical analysis, we refer to [18, 26].

For practical situations and for numerical computations the Cauchy problem for the system (1) is usually not very useful, since numerical methods and practical problems are set in bounded domains. The theory for several initial-boundary value problems in a bounded interval $I = [a, b]$ has been established [12, 5]. More specifically, given appropriately smooth initial data $\eta(x, 0) = \eta_0(x)$ and $u(x, 0) = u_0(x)$, the existence and uniqueness of classical and weak solutions were proved for the following problems:

- Wave-maker boundary conditions (Dirichlet–Dirichlet): $\eta(a, t) = h_1(t)$, $\eta(b, t) = h_2(t)$ and $u(a, t) = v_1(t)$, $u(b, t) = v_2(t)$,
- Reflection boundary conditions (Neumann–Dirichlet): $\eta_x(a, t) = \eta_x(b, t) = 0$ and $u(a, t) = u(b, t) = 0$,
- Periodic boundary conditions (Periodic–Periodic): $\partial_x^i \eta(a, t) = \partial_x^i \eta(b, t)$ and $\partial_x^i u(a, t) = \partial_x^i u(b, t)$, for all $i \geq 0$, where ∂_x^i denotes the i -th order partial derivative with respect to x .

The conservation of the quantities \mathcal{M} , \mathcal{I} , \mathcal{H} and \mathcal{E} on bounded intervals depends upon the choice of the boundary conditions. For example, mass (5) and energy (3) are conserved with periodic and reflecting boundary conditions, but not with wave-maker conditions. On the other hand, the momentum (6) is con-

TABLE 1. Conservative quantities for different initial-boundary value problems

	$\mathcal{M}(t; \eta)$	$\mathcal{I}(t; u)$	$\mathcal{H}(t; \eta, u)$	$\mathcal{E}(t; \eta, u)$
Cauchy	✓	✓	✓	✓
Dirichlet			✓	
Reflective	✓			✓
Periodic	✓	✓	✓	✓

served by the solutions of the periodic boundary value problem only. Finally, the conservation of the impulse functional (7) is only valid in the case of periodic and homogenous Dirichlet boundary value problems. The conservation properties of the various initial-boundary value problems are summarised in Table 1.

The conservation of mass \mathcal{M} , especially, is one of the basic requirements for acceptable numerical simulations. Lack of its preservation is related to large wave damping. Conservation of the momentum \mathcal{I} comes as a secondary requirement; note that momentum is conserved for the Cauchy problem, but not in the presence of a reflecting boundary. Typically, conventional methods preserve \mathcal{M} and \mathcal{I} (when the exact solution preserves them) without sophisticated modifications. The conservation of the impulse \mathcal{H} can enhance the numerical results, but (like the momentum) it is not conserved in the presence of a reflecting boundary. The impulse is also conserved by conventional numerical methods such as the standard Galerkin method and by geometric integrators. The total energy \mathcal{E} is not conserved by conventional methods, and yet its conservation is very important for both physical and geometrical reasons as it is the Hamiltonian of the particular system [14]. Note that in the exact solution the total energy *is* conserved even in the presence of reflecting boundaries (cf. Table 1).

Several methods have been devised for the numerical solution of relevant initial-boundary value problems for the system (1). These include, for example, spectral [35, 28], finite volume/difference [22, 12] and Galerkin finite element methods [7, 6], where they have been analysed, tested and studied in depth. Some of these numerical methods appear to have good conservation and accuracy properties but none of them has been designed to conserve the energy functional (3). Conservative fully-discrete schemes based on the multi-symplectic structure of symmetric versions of Boussinesq systems were studied in [19, 20] where the energy functionals contain only quadratic nonlinearities. The energy functional of the BBM-BBM system though contains cubic nonlinearities and thus multi-symplectic methods cannot be applied in a straightforward manner.

The spatial semidiscretisation of the BBM-BBM system (1) usually leads to a non-stiff system of ordinary differential equations. In the case of finite element methods, non-stiffness was proven in [7] while for other spatial discretisations it was apparent after numerical experimentation. For this reason, explicit Runge–Kutta methods with favourable stability properties are efficient for its integration in time. The disadvantage of the explicit Runge–Kutta methods tested in the previously mentioned works is that they do not conserve the energy functional. Therefore, the fully-discrete systems proposed so far for the numerical solution of the system (1) are not conservative with the exception of the very recent work [33], where appropriate collocation methods were considered for the spatial discretisation combined with recently proposed relaxation Runge–Kutta methods for integration in time [25, 34, 32].

Because conservation of energy can be important, especially in some long-time simulations, our focus is on energy preserving fully-discrete schemes. In this paper we present a new Galerkin finite element method with Lagrange elements that conserves the energy functional (3). Although it has been shown that the

standard Galerkin finite element method based on high-order splines has excellent conservation properties, that method is immensely hard to use in two space dimensions and again it does not preserve the total energy \mathcal{E} . On the other hand, Lagrange elements can be extended and used easily in two space dimensions, and for this reason it is important to acquire the appropriate background of such conservative methods.

The Galerkin semidiscretisation of the new method is expressed and implemented in the framework of mixed finite element methods [10]. The resulting system of ordinary differential equations, which is apparently non-stiff, is integrated in time using explicit relaxation Runge–Kutta schemes [25, 34, 31] that are specially designed as interpolation Runge–Kutta methods [36] to respect the conservation of the energy of systems of ordinary differential equations. The resulting full discretisation is referred to in what follows as the conservative Galerkin method.

Due to the non-existence of analytical formulas for classical solitary waves, we test the method using classical solitary wave profiles generated numerically with the Petviashvili method [29]. The Petviashvili method in the context of finite element methods for Boussinesq systems was first presented in [24]. In this paper we revisit the particular method in one space dimension and for the analogous initial-boundary value problems.

The structure of this paper is the following: In Section 2 we present the standard and the conservative Galerkin finite element methods, and review their conservation properties. Section 3 is dedicated to the temporal discretisation of these Galerkin methods with explicit Runge–Kutta methods. A detailed study of the convergence of the conservative Galerkin method is presented in Section 4. This study reveals an unexpected convergence behaviour of mixed Galerkin methods for the specific problem, not previously detected in standard Galerkin method. Due to the significant importance of solitary waves, Section 5 presents numerical experiments related to the propagation, reflection and interaction of solitary waves, showing the behaviour of the conservative Galerkin method. For the sake of completeness we present the Petviashvili method in the context of Galerkin finite element methods in Appendix A. Conclusions and perspectives are summarised in Section 6.

2. GALERKIN FINITE ELEMENT METHODS

2.1. Notation. Let $a = x_0 < x_1 < \dots < x_N = b$ be a uniform partition of the interval $\bar{I} = [a, b]$ with mesh length $\Delta x = x_{i+1} - x_i$. Given an integer $r \geq 1$, we shall consider the finite element spaces of Lagrange elements

$$(9) \quad \mathcal{P}^r := \{\phi \in C(\bar{I}) : \phi|_{[x_j, x_{j+1}]} \in \mathbb{P}^r, \ 0 \leq j \leq N-1\},$$

where $C(I)$ is the usual space of continuous functions on I . Moreover, \mathbb{P}^r denotes the space of polynomials of degree at most r . We also consider the Lagrange finite element spaces

$$\mathcal{P}_0^r := \{\phi \in \mathcal{P}^r \mid \phi(a) = \phi(b) = 0\},$$

and the space of periodic Lagrange elements

$$\mathcal{P}_p^r := \{\phi \in \mathcal{P}^r \mid \phi(a) = \phi(b)\}.$$

In what follows we will denote by $H^s(I)$ the usual Sobolev spaces of s -order weakly differentiable functions, and their norm by $\|\cdot\|_s$. It is well-known that the Lagrange finite element spaces are all finite-dimensional subspaces of the space $H^1(I)$. The space of square-integrable functions will be denoted by $L^2(I) = H^0(I)$ with the associated norm $\|\cdot\|$. We will also denote the spaces \mathcal{P}_0^r and \mathcal{P}_p^r as \mathcal{P}_b^r where b can be either 0 or p , depending on the choice of the boundary conditions of the problem at hand.

The L^2 -projection (or orthogonal projection) of a function $u \in L^2(I)$ onto the space \mathcal{P}_b^r is defined as the operator $P_b^r : L^2 \rightarrow \mathcal{P}_b^r$ such that

$$(10) \quad (P_b^r[u], \phi) = (u, \phi), \quad \text{for all } \phi \in \mathcal{P}_b^r,$$

where

$$(u, v) := \int_a^b u \cdot v \, dx,$$

is the usual L^2 -inner product.

2.2. Standard Galerkin semidiscretisations. We consider here the semidiscretisation of the initial-boundary value problem written in nondimensional but unscaled variables:

$$(11) \quad \begin{aligned} \eta_t + [(1 + \eta)u]_x - \frac{1}{6}\eta_{xxt} &= 0, \\ u_t + \eta_x + uu_x - \frac{1}{6}u_{xxt} &= 0, \\ \eta(x, 0) &= \eta_0(x), \quad u(x, 0) = u_0(x), \end{aligned}$$

with either reflecting boundary conditions (Neumann–Dirichlet problem)

$$(12) \quad \eta_x(a, t) = \eta_x(b, t) = 0 \text{ and } u(a, t) = u(b, t) = 0,$$

or periodic boundary conditions (Periodic–Periodic problem)

$$(13) \quad \partial_x^i \eta(a, t) = \partial_x^i \eta_x(b, t) = 0 \text{ and } \partial_x^i u(a, t) = \partial_x^i u(b, t), \quad \text{for all } i = 0, 1, 2, \dots$$

The standard Galerkin semidiscretisation of (11), (12) is defined as follows: Let $[0, T]$ be a nonempty closed subinterval of the maximal interval of existence and uniqueness of the solution of (11) in $H^1(I)$. We seek $\tilde{\eta} : [0, T] \rightarrow \mathcal{P}^r$ and $\tilde{u} : [0, T] \rightarrow \mathcal{P}_0^r$ such that

$$(14) \quad \begin{aligned} (\tilde{\eta}_t, \chi) + \frac{1}{6}(\tilde{\eta}_{xt}, \chi_x) &= ((1 + \tilde{\eta})\tilde{u}, \chi_x), & \text{for all } \chi \in \mathcal{P}^r, \\ (\tilde{u}_t, \psi) + \frac{1}{6}(\tilde{u}_{xt}, \psi_x) &= \frac{1}{2}(\tilde{u}^2, \psi_x) + (\tilde{\eta}, \psi_x), & \text{for all } \psi \in \mathcal{P}_0^r, \end{aligned}$$

with initial conditions

$$(15) \quad \tilde{\eta}(x, 0) = P^r[\eta_0(x)], \quad \tilde{u}(x, 0) = P_0^r[u_0(x)].$$

The semidiscretisation of the initial-periodic boundary value problem is very similar, the only difference being that the finite element spaces should be replaced by the periodic polynomial space \mathcal{P}_p^r . In particular, the semidiscrete solutions of the periodic problem are functions $\tilde{\eta} : [0, T] \rightarrow \mathcal{P}_p^r$ and $\tilde{u} : [0, T] \rightarrow \mathcal{P}_p^r$ such that

$$(16) \quad \begin{aligned} (\tilde{\eta}_t, \chi) + \frac{1}{6}(\tilde{\eta}_{xt}, \chi_x) &= ((1 + \tilde{\eta})\tilde{u}, \chi_x), & \text{for all } \chi \in \mathcal{P}_p^r, \\ (\tilde{u}_t, \psi) + \frac{1}{6}(\tilde{u}_{xt}, \psi_x) &= \frac{1}{2}(\tilde{u}^2, \psi_x) + (\tilde{\eta}, \psi_x), & \text{for all } \psi \in \mathcal{P}_p^r, \end{aligned}$$

with initial conditions

$$(17) \quad \tilde{\eta}(x, 0) = P_p^r[\eta_0(x)], \quad \tilde{u}(x, 0) = P_p^r[u_0(x)].$$

Both semidiscretisations can be found in [5, 6, 7] where optimal order convergence was proven. In particular, the numerical solution of these semidiscretisations is known to converge with order $r + 1$ and the following error bound was shown to hold:

$$(18) \quad \|\tilde{\eta}(t) - \eta(t)\| + \|\tilde{u}(t) - u(t)\| \leq C\Delta x^{r+1}, \quad \text{for all } t \in [0, T],$$

for some constant C independent of Δx [6, 7]. These semidiscretisations guarantee the conservation of the mass functional $\mathcal{M}(t, \tilde{\eta})$ but not the energy functional (3). In the case of periodic boundary conditions, these semidiscretisations also conserve the momentum $\mathcal{I}(t, \tilde{u})$ and the impulse functional $\mathcal{H}(t; \tilde{\eta}, \tilde{u})$.

2.3. A conservative semidiscretisation for the reflective-boundary value problem. Consider now the following modified Galerkin semidiscretisation for the initial-boundary value problem with reflecting boundary conditions (11), (12). Let $\tilde{\eta} : [0, T] \rightarrow \mathcal{P}^r$ and $\tilde{u} : [0, T] \rightarrow \mathcal{P}_0^r$ be the solutions of the system

$$(19) \quad \begin{aligned} (\tilde{\eta}_t, \chi) + \frac{1}{6}(P_0^r[\tilde{\eta}_x]_t, \chi_x) &= (P_0^r[(1 + \tilde{\eta})\tilde{u}], \chi_x), & \text{for all } \chi \in \mathcal{P}^r, \\ (\tilde{u}_t, \psi) + \frac{1}{6}(P^r[\tilde{u}_x]_t, \psi_x) &= \frac{1}{2}(P^r[\tilde{u}^2], \psi_x) + (P^r[\tilde{\eta}], \psi_x), & \text{for all } \psi \in \mathcal{P}_0^r, \end{aligned}$$

given the initial conditions

$$(20) \quad \tilde{\eta}(x, 0) = P^r[\eta_0(x)], \quad \tilde{u}(x, 0) = P_0^r[u_0(x)].$$

This modified Galerkin semidiscretisation is derived from the standard Galerkin method after replacing the dispersive and nonlinear terms with appropriate L^2 -projections in the associated finite element spaces. The semidiscretisation (19) preserves both conserved quantities of the original problem as they are noted in Table 1. Indeed, the following proposition holds.

Proposition 2.1. *The solution $(\tilde{\eta}, \tilde{u})$ of (19), (20) satisfies the following conservation laws for all $t \in [0, T]$:*

(i) *Conservation of mass*

$$\frac{d}{dt} \mathcal{M}(t; \tilde{\eta}) = 0;$$

(ii) *Conservation of energy*

$$\frac{d}{dt} \mathcal{E}(t; \tilde{\eta}, \tilde{u}) = 0.$$

Proof. The conservation of mass (i) can be obtained by taking $\chi = 1$ in (19). To prove (ii), let

$$(21) \quad R := -(1 + \tilde{\eta})\tilde{u} + \frac{1}{6}\tilde{\eta}_{xt},$$

$$(22) \quad Q := -\frac{1}{2}\tilde{u}^2 - \tilde{\eta} + \frac{1}{6}\tilde{u}_{xt}.$$

Then we have

$$\begin{aligned} (\tilde{\eta}_t, Q) + (\tilde{u}_t, R) &= (\tilde{\eta}_t, P^r[Q]) + (\tilde{u}_t, P_0^r[R]) \\ &= -(P_0^r[R], P^r[Q]_x) - (P^r[Q], P_0^r[R]_x) \\ &= 0. \end{aligned}$$

Furthermore,

$$\begin{aligned} (\tilde{\eta}_t, Q) + (\tilde{u}_t, R) &= (\tilde{\eta}_t, -\frac{1}{2}\tilde{u}^2 - \tilde{\eta} + \frac{1}{6}\tilde{u}_{xt}) + (\tilde{u}_t, -(1 + \tilde{\eta})\tilde{u} + \frac{1}{6}\tilde{\eta}_{xt}) \\ &= \frac{1}{6}((\tilde{\eta}_t\tilde{u}_t)_x, 1) - (\tilde{\eta}_t, \frac{1}{2}\tilde{u}^2 + \tilde{\eta}) - (\tilde{u}_t, (1 + \tilde{\eta})\tilde{u}) \\ &= -\frac{1}{2}\left(\frac{d}{dt}\tilde{\eta}^2, 1\right) - \frac{1}{2}\left(\frac{d}{dt}\tilde{\eta}, \tilde{u}^2\right) - \frac{1}{2}\left(\frac{d}{dt}\tilde{u}^2, 1 + \tilde{\eta}\right) \\ &= -\frac{1}{2}\left(\frac{d}{dt}(\tilde{\eta}^2 + (1 + \tilde{\eta})\tilde{u}^2), 1\right) \\ &= -\frac{1}{2}\frac{d}{dt}\int_a^b \tilde{\eta}^2 + (1 + \tilde{\eta})\tilde{u}^2 dx. \end{aligned}$$

In the previous calculations we used the fact that $\tilde{u} \in \mathcal{P}_0^r$ and thus $\tilde{u}(a) = \tilde{u}(b) = 0$, and the result follows. \square

Remark 2.1. *The projection in the first (mass) equation of (19) does not need to be onto \mathcal{P}_0^r but may instead be taken onto \mathcal{P}^r without any complications. The advantage of projection onto \mathcal{P}_0^r is that the Neumann boundary conditions of the free-surface elevation are guaranteed to be satisfied.*

The semidiscretisation (19) appears to be complicated, especially if one considers its implementation. An alternative mixed finite element formulation can resolve this difficulty by introducing new auxiliary variables as follows. Let $\tilde{\eta} : [0, T] \rightarrow \mathcal{P}^r$ and $\tilde{u} : [0, T] \rightarrow \mathcal{P}_0^r$ as before. In addition we consider $\tilde{w}, \tilde{f} : [0, T] \rightarrow \mathcal{P}_0^r$ and

$\tilde{v}, \tilde{g} : [0, T] \rightarrow \mathcal{P}^r$ such that

$$\begin{aligned}
(23) \quad & (\tilde{\eta}_t, \chi) + \frac{1}{6}(\tilde{w}_t, \chi_x) = (\tilde{f}, \chi_x), & \text{for all } \chi \in \mathcal{P}^r, \\
& \frac{1}{6}(\tilde{\eta}_{xt}, \phi) - \frac{1}{6}(\tilde{w}_t, \phi) = 0, & \text{for all } \phi \in \mathcal{P}_0^r, \\
& (\tilde{f}, \zeta) = ((1 + \tilde{\eta})\tilde{u}, \zeta), & \text{for all } \zeta \in \mathcal{P}_0^r, \\
& (\tilde{u}_t, \psi) + \frac{1}{6}(\tilde{v}_t, \psi_x) = (\tilde{g}, \psi_x), & \text{for all } \psi \in \mathcal{P}_0^r, \\
& \frac{1}{6}(\tilde{u}_{xt}, \xi) - \frac{1}{6}(\tilde{v}_t, \xi) = 0, & \text{for all } \xi \in \mathcal{P}^r, \\
& (\tilde{g}, \theta) = \left(\frac{1}{2}\tilde{u}^2 + \tilde{\eta}, \theta \right), & \text{for all } \theta \in \mathcal{P}^r,
\end{aligned}$$

accompanied with the initial conditions

$$(24) \quad \tilde{\eta}(x, 0) = P^r[\eta_0(x)], \quad \tilde{w}(x, 0) = P_0^r[\eta_{0x}(x)], \quad \tilde{u}(x, 0) = P_0^r[u_0(x)], \quad \tilde{v}(x, 0) = P^r[u_{0x}(x)].$$

The formulations (19) and (23) are equivalent, but in the mixed formulation the L^2 -projections are written explicitly as unknowns. This is a characteristic that makes mixed formulations very successful [10]. Note that the coefficients $1/6$ in the second and fifth equations have been introduced so that the respective bilinear form resembles a saddle point problem, the solvability of which has been analysed in [10].

2.4. A conservative semidiscretisation for the periodic boundary value problem. Now we state a modified Galerkin semidiscretisation for the initial-periodic boundary value problem (11)–(13). Let $\tilde{\eta} : [0, T] \rightarrow \mathcal{P}_p^r$ and $\tilde{u} : [0, T] \rightarrow \mathcal{P}_p^r$ be the solutions of the system

$$\begin{aligned}
(25) \quad & (\tilde{\eta}_t, \chi) + \frac{1}{6}(P_p^r[\tilde{\eta}_x]_t, \chi_x) = (P_p^r[(1 + \tilde{\eta})\tilde{u}], \chi_x), & \text{for all } \chi \in \mathcal{P}_p^r, \\
& (\tilde{u}_t, \psi) + \frac{1}{6}(P_p^r[\tilde{u}_x]_t, \psi_x) = \frac{1}{2}(P_p^r[\tilde{u}^2], \psi_x) + (P_p^r[\tilde{\eta}], \psi_x), & \text{for all } \psi \in \mathcal{P}_p^r,
\end{aligned}$$

given the initial conditions

$$(26) \quad \tilde{\eta}(x, 0) = P_p^r[\eta_0(x)], \quad \tilde{u}(x, 0) = P_p^r[u_0(x)].$$

Similarly to the reflection case the following proposition holds in the case of periodic boundary conditions:

Proposition 2.2. *The solution $(\tilde{\eta}, \tilde{u})$ of (25), (26) satisfies the following conservation laws for all $t \in [0, T]$:*

(i) *Conservation of mass*

$$\frac{d}{dt}\mathcal{M}(t; \tilde{\eta}) = 0;$$

(ii) *Conservation of momentum*

$$\frac{d}{dt}\mathcal{I}(t; \tilde{u}) = 0;$$

(iii) *Conservation of energy*

$$\frac{d}{dt}\mathcal{E}(t; \tilde{\eta}, \tilde{u}) = 0.$$

Proof. The proofs of (i) and (ii) are immediate by using $\chi = 1$ and $\psi = 1$ in (25). The proof of (iii) follows exactly the same steps as in Proposition 2.1 and is omitted. \square

Remark 2.2. *The conservation of $\mathcal{H}(t; \tilde{\eta}, \tilde{u})$ does not hold in the periodic case. A numerical investigation of the accuracy of this conservation law will be one of the subjects of the following sections.*

The mixed formulation with periodic conditions (25) is very similar to that with reflective boundary conditions. Let $\tilde{\eta} : [0, T] \rightarrow \mathcal{P}_p^r$ and $\tilde{u} : [0, T] \rightarrow \mathcal{P}_p^r$ as before. In addition we consider $\tilde{w}, \tilde{f} : [0, T] \rightarrow \mathcal{P}_p^r$ and

$\tilde{v}, \tilde{g} : [0, T] \rightarrow \mathcal{P}_p^r$ such that

$$\begin{aligned}
(27) \quad & (\tilde{\eta}_t, \chi) + \frac{1}{6}(\tilde{w}_t, \chi_x) = (\tilde{f}, \chi_x), & \text{for all } \chi \in \mathcal{P}_p^r, \\
& \frac{1}{6}(\tilde{\eta}_{xt}, \phi) - \frac{1}{6}(\tilde{w}_t, \phi) = 0, & \text{for all } \phi \in \mathcal{P}_p^r, \\
& (\tilde{f}, \zeta) = ((1 + \tilde{\eta})\tilde{u}, \zeta), & \text{for all } \zeta \in \mathcal{P}_p^r, \\
& (\tilde{u}_t, \psi) + \frac{1}{6}(\tilde{v}_t, \psi_x) = (\tilde{g}, \psi_x), & \text{for all } \psi \in \mathcal{P}_p^r, \\
& \frac{1}{6}(\tilde{u}_{xt}, \xi) - \frac{1}{6}(\tilde{v}_t, \xi) = 0, & \text{for all } \xi \in \mathcal{P}_p^r, \\
& (\tilde{g}, \theta) = \left(\frac{1}{2}\tilde{u}^2 + \tilde{\eta}, \theta \right), & \text{for all } \theta \in \mathcal{P}_p^r,
\end{aligned}$$

accompanied with the initial conditions

$$(28) \quad \tilde{\eta}(x, 0) = P_p^r[\eta_0(x)], \quad \tilde{w}(x, 0) = P_p^r[\eta_{0x}(x)], \quad \tilde{u}(x, 0) = P_p^r[u_0(x)], \quad \tilde{v}(x, 0) = P_p^r[u_{0x}(x)].$$

3. TEMPORAL DISCRETISATION

Systems (23) and (27) are autonomous systems of ordinary differential equations which, as we shall see later, are non-stiff. We proceed with their temporal discretisation, which is chosen so that the energy functional \mathcal{E} is conserved in both cases. The time-integration methods that we will use are known as relaxation Runge–Kutta methods (RRK) and were introduced recently in [25, 34] and studied in detail in the case of Hamiltonian systems in [33]. We proceed by providing a brief description of relaxation Runge–Kutta methods.

A system of ordinary differential equations, such as (23) or (27), can be written

$$\begin{aligned}
(29) \quad & \frac{d}{dt}\mathbf{y}(t) = \mathbf{f}(t, \mathbf{y}(t)), \quad t \in (0, T], \\
& \mathbf{y}(0) = \mathbf{y}_0,
\end{aligned}$$

where $\mathbf{y}(t) = [\mathbf{y}_i(t)]$ denotes the unknown vector function. We consider a timestep $0 < \Delta t < 1$ and a uniform grid $0 = t_0 < t_1 < \dots < t_K = T$ with $t_{i+1} = t_i + (i+1)\Delta t$ for $i = 0, 1, \dots, K-1$. A general explicit Runge–Kutta method with s stages can be fully described by its Butcher tableau

$$(30) \quad \begin{array}{c|c} c & A \\ \hline & b^T \end{array},$$

where $A = [a_{ij}]_{i,j=1}^s$ is an $s \times s$ lower-triangular matrix with zeros in the principal diagonal, and $b = [b_j]_{j=1}^s$ and $c = [c_j]_{j=1}^s$ are s -dimensional vectors. If \mathbf{y}^n stands for an approximation of $\mathbf{y}(t^n)$, then an explicit Runge–Kutta method given by a Butcher tableau (30) can be expressed as

$$(31) \quad \tilde{\mathbf{y}}^i = \mathbf{y}^n + \Delta t \sum_{j=1}^{i-1} a_{ij} \mathbf{f}(t_n + c_j \Delta t, \tilde{\mathbf{y}}^j), \quad i = 1, 2, \dots, s,$$

$$(32) \quad \mathbf{y}(t_n + \Delta t) \approx \mathbf{y}^{n+1} = \mathbf{y}^n + \Delta t \sum_{i=1}^s b_i \mathbf{f}(t_n + c_i \Delta t, \tilde{\mathbf{y}}^i).$$

If

$$\mathbf{d}^n = \sum_{i=1}^s b_i \mathbf{f}_i,$$

with $\mathbf{f}_i = \mathbf{f}(t_n + c_i \Delta t, \tilde{\mathbf{y}}^i)$, then the respective relaxation Runge–Kutta method is formulated by the replacement of the update formula (32) with an update in the same direction as the previous formula but of a different length:

$$(33) \quad \mathbf{y}(t_n + \gamma^n \Delta t) \approx \mathbf{y}_{\gamma}^{n+1} = \mathbf{y}^n + \gamma^n \Delta t \mathbf{d}^n,$$

where $\mathbf{y}^n = \mathbf{y}_\gamma^n$, for $n = 1, 2, \dots$. The parameter γ^n is called the relaxation parameter and is defined appropriately for all n in order for the method to satisfy certain properties. For example, we can choose γ^n so that

$$\mathcal{E}(t^n + \gamma^n \Delta t; \mathbf{y}_\gamma^{n+1}) = \mathcal{E}(t^n; \mathbf{y}^n),$$

where \mathcal{E} is the energy functional (3). Note that the prescribed time increment Δt is replaced by $\gamma^n \Delta t$ in the solution update formula (32) to obtain (33), but the original Δt is still used in the computation of the stages (31). As long as the prescribed time step is admissible from the point of view of stability, the new step size Δt_γ^n will be very close to the prescribed value Δt .

In our case we have $\mathbf{y}^n = (H^n, W^n, U^n, V^n)^T$, where H^n , W^n , U^n and V^n denote the fully discrete approximations in the appropriate finite element spaces of $\tilde{\eta}(\cdot, t^n)$, $\tilde{w}(\cdot, t^n)$, $\tilde{u}(\cdot, t^n)$ and $\tilde{v}(\cdot, t^n)$, respectively. Denote also the fully discrete approximations of (33) $\tilde{\eta}(\cdot, t^n + \gamma^n \Delta t)$, $\tilde{w}(\cdot, t^n + \gamma^n \Delta t)$, $\tilde{u}(\cdot, t^n + \gamma^n \Delta t)$ and $\tilde{v}(\cdot, t^n + \gamma^n \Delta t)$ in the appropriate finite element spaces by H_γ^{n+1} , W_γ^{n+1} , U_γ^{n+1} and V_γ^{n+1} , respectively. Then, we can express the updates in H^n and U^n as

$$(34) \quad \begin{aligned} H_\gamma^{n+1} &= H^n + \gamma^n \Delta t \mathbf{d}_\eta^n, \\ U_\gamma^{n+1} &= U^n + \gamma^n \Delta t \mathbf{d}_u^n, \end{aligned} \quad \text{for } n = 0, 1, 2, \dots,$$

where \mathbf{d}_η^n is the part of \mathbf{d}^n corresponding to the respective solution H^n and \mathbf{d}_u^n is the part of \mathbf{d}^n corresponding to the respective solution U^n . To devise a conservative time integration scheme, we choose γ^n to be such that

$$(35) \quad \mathcal{E}(t^n + \gamma^n \Delta t; H_\gamma^{n+1}, U_\gamma^{n+1}) = \mathcal{E}(t^n; H^n, U^n).$$

The parameter γ^n can be determined by solving the algebraic equation (35) for each n . Substitution of (34) into (35) leads to the following roots: $\gamma_n^0 = 0$ or

$$(36) \quad \gamma_n^\pm \cdot \Delta t = \frac{-B \pm \sqrt{B^2 - 4A\Gamma}}{2A},$$

where

$$(37) \quad \begin{aligned} A &:= \int_a^b \mathbf{d}_\eta^n (\mathbf{d}_u^n)^2 dx, \\ B &:= \int_a^b (\mathbf{d}_\eta^n)^2 + (1 + H^n) (\mathbf{d}_u^n)^2 + 2U^n \mathbf{d}_\eta^n \mathbf{d}_u^n dx, \\ \Gamma &:= \int_a^b [2H^n + (U^n)^2] \mathbf{d}_\eta^n + 2U^n (1 + H^n) \mathbf{d}_u^n dx. \end{aligned}$$

Assume that our explicit Runge–Kutta method has global error of order Δt^p . According to [34, 32] it is expected that there is a root γ^n such that

$$(38) \quad |\gamma^n - 1| = O(\Delta t^{p-1}).$$

This means that by choosing appropriate $\Delta t \ll 1$ we expect γ^n to be close to 1. Unfortunately, the floating-point evaluation of analytical expressions for the roots of the cubic polynomial equation (35) using (36) can be affected by catastrophic cancellation, and thus the numerical approximation of these roots is suggested. In our case we use the secant method for their approximation (with convergence tolerance 10^{-10} for the absolute error). Alternative root finding procedures for relaxation methods are discussed in [30, 33]. The temporal discretisation of system (23) is presented in Algorithm 1, while the time-marching scheme for the periodic system (27) is very similar; for this reason, we omit its detailed description.

Remark 3.1. Taking $\chi = 1$ in Algorithm 1 we observe that

$$\int_a^b H^{n,i} dx = 0, \quad \text{for all } i = 1, 2, \dots, s \quad \text{and} \quad n = 0, 1, 2, \dots,$$

Algorithm 1 Conservative fully-discrete scheme for the regularised shallow water equations

Given the timestep Δt and interval of integration $[0, T]$
 $t^n = 0$
 $H^0 = P^r[\eta_0(x)]$ and $U^0 = P_0^r[u_0(x)]$
while $t^n \leq T$ **do**
 for $i = 1, 2, \dots, s$ **do**
 $\tilde{H}^i = H^n + \Delta t \sum_{j=1}^{i-1} a_{ij} H^{n,j}$
 $\tilde{U}^i = U^n + \Delta t \sum_{j=1}^{i-1} a_{ij} U^{n,j}$
 $\tilde{f} = P_0^r[(1 + \tilde{H}^i)\tilde{U}^i]$
 $\tilde{g} = P^r\left[\frac{1}{2}(\tilde{U}^i)^2 + \tilde{H}^i\right]$

$$\begin{cases} (H^{n,i}, \chi) + \frac{1}{6}(W^{n,i}, \chi_x) = (\tilde{f}, \chi_x), & \forall \chi \in \mathcal{P}^r, \\ \frac{1}{6}(H_x^{n,i}, \phi) - \frac{1}{6}(W^{n,i}, \phi) = 0, & \forall \phi \in \mathcal{P}_0^r, \end{cases} \quad \text{evaluated at } t^{n,i} = t^n + c_i \Delta t$$

$$\begin{cases} (U^{n,i}, \psi) + \frac{1}{6}(V^{n,i}, \psi_x) = (\tilde{g}, \psi_x), & \forall \psi \in \mathcal{P}_0^r, \\ \frac{1}{6}(U_x^{n,i}, \xi) - \frac{1}{6}(V^{n,i}, \xi) = 0, & \forall \xi \in \mathcal{P}^r, \end{cases} \quad \text{evaluated at } t^{n,i} = t^n + c_i \Delta t$$

 end for
 $\mathbf{d}_\eta^n = \sum_{i=1}^s b_i H^{n,i}$
 $\mathbf{d}_u^n = \sum_{i=1}^s b_i U^{n,i}$
 Compute γ^n by solving numerically (35)
 $H^{n+1} = H^n + \gamma^n \Delta t \mathbf{d}_\eta^n$
 $U^{n+1} = U^n + \gamma^n \Delta t \mathbf{d}_u^n$
 $t^{n+1} = t^n + \gamma^n \Delta t$
 $n \leftarrow n + 1$
end while

and thus

$$\int_a^b \mathbf{d}_\eta^n dx = 0, \quad \text{for all } n = 0, 1, 2, \dots$$

Therefore, the fully-discrete scheme in addition to the energy $\mathcal{E}(t; H^n, U^n)$ preserves also the mass $\mathcal{M}(t; H^n)$, as expected.

Apparently, the resulting systems of ordinary differential equations at (14) and (16) are not stiff and thus explicit Runge–Kutta methods can be efficient in long-time numerical simulations. The new mixed finite element semidiscretisations result also in non-stiff systems of ordinary differential equations and thus in this paper we use the conservative relaxation methods of [25, 34, 31] for the integration in time of (23) and (27). Note that in our case the semidiscrete systems are autonomous, meaning that $\mathbf{f}(t, \mathbf{y}) = \mathbf{f}(\mathbf{y})$, but we consider here the more general case to include the possibility of inhomogeneous equations and the consideration of other source terms.

4. EXPERIMENTAL CONVERGENCE RATES AND ACCURACY ESTIMATES

In this section we study experimentally the convergence and accuracy of the new numerical scheme. First, we study the spatial errors and convergence rates. In order to complete the experimental study of the error analysis we perform a detailed study using certain error indicators pertinent to the propagation of travelling wave solutions. For the temporal discretisation of both initial-boundary value problems we use a relaxation Runge–Kutta method related to the classical four-stage, fourth-order Runge–Kutta method given by the

Butcher tableau:

$$(39) \quad \begin{array}{c|ccc} & 0 & 0 & 0 & 0 \\ c & 1/2 & 1/2 & 0 & 0 \\ \hline & 1/2 & 0 & 1/2 & 0 \\ & 1 & 0 & 0 & 1 \\ \hline & 1/6 & 1/3 & 1/3 & 1/6 \end{array} = \begin{array}{c|ccc} & 0 & 0 & 0 & 0 \\ & 1/2 & 1/2 & 0 & 0 \\ & 1/2 & 0 & 1/2 & 0 \\ & 1 & 0 & 0 & 1 \\ \hline & 1/6 & 1/3 & 1/3 & 1/6 \end{array}.$$

For the numerical implementation of the fully-discrete schemes we employed the library Fenics [4].

4.1. Spatial convergence rates for the Neumann–Dirichlet problem. We consider the initial-boundary value problem (11), (12) in the interval $[a, b] = [0, 1]$. Due to the lack of exact analytical solutions for the specific problem, we consider the artificial solution of the form

$$(40) \quad \begin{aligned} \eta(x, t) &= e^{2t} \cos(\pi x), \\ u(x, t) &= e^t x \sin(\pi x), \end{aligned}$$

for $x \in [0, 1]$ and $t \in [0, 1]$. This particular solution satisfies a non-homogenous initial-boundary value problem of the form (11)–(13) with appropriate right-hand sides in both the mass and momentum conservation equations. Since the energy is not conserved under these non-homogenous equations, we use the classical Runge–Kutta method of order four (without relaxation) with small timestep $\Delta t = \Delta x/10$ to ensure that the numerical errors introduced by the time integration are negligible compared to the errors due to the spatial discretisation.

We study the spatial convergence of the fully-discrete scheme using the errors defined as

$$(41) \quad E_s[F] := \|F(\cdot, T; \Delta x) - F_{\text{exact}}(\cdot, T)\|_s,$$

where $F = F(\cdot; \Delta x)$ is the computed solution in \mathcal{P}^r , i.e. either $H \approx \eta(\cdot, T)$ or $U \approx u(\cdot, T)$, F_{exact} is the corresponding exact solution and $\|\cdot\|_s$ with $s = 0, 1$ corresponds to the L^2 and H^1 norms, respectively. In addition to these standard errors, we also compute the errors of the quantities $W \approx w(\cdot, T) = \eta_x(\cdot, T)$ and $V \approx v(\cdot, T) = u_x(\cdot, T)$. These errors are practically H^1 -norm based errors since the new numerical method computes approximations of the first derivatives η_x and u_x at every time step. In particular we compute the error

$$(42) \quad \begin{aligned} \tilde{E}_1[H] &:= \sqrt{\|H(\cdot, T; \Delta x) - \eta(\cdot, T)\|^2 + \|W(\cdot, T; \Delta x) - \eta_x(\cdot, T)\|^2}, \\ \tilde{E}_1[U] &:= \sqrt{\|U(\cdot, T; \Delta x) - u(\cdot, T)\|^2 + \|V(\cdot, T; \Delta x) - u_x(\cdot, T)\|^2}. \end{aligned}$$

Throughout this work we use quadrature rules that are exact for the polynomial integrands, with the choice of quadrature depending on the finite element spaces used for the spatial discretisation.

We compute the fully-discrete numerical solutions H and U until $T = 1$, and the errors (41) when \mathcal{P}^r is with $r = 1, 2, 3$ and 4, and for

$$(43) \quad \Delta x \in \{\Delta x_0, \Delta x_1, \dots, \Delta x_5\} = \{0.1, 0.05, 0.02, 0.01, 0.005\}.$$

All these errors are presented in Tables 2–5. We also list the experimental convergence rate:

$$(44) \quad R_s[F] := \frac{\ln(E_s[F(\cdot; \Delta x_{k-1})]/E_s[F(\cdot; \Delta x_k)])}{\ln(\Delta x_{k-1}/\Delta x_k)},$$

where Δx_k stands for the grid size listed in row k in each of the Tables 2–5. The convergence rates based on the error \tilde{E}_1 are denoted by \tilde{R}_1 and are presented in Table 6.

It is easily observed that the convergence rates for odd values of r are optimal, as expected. On the other hand, the convergence rates for even r are suboptimal. More specifically, we conjecture the following rule for the convergence rates:

$$\begin{aligned} R_0^{2k-1}[H] &= R_0^{2k-1}[U] = \tilde{R}_1^{2k-1}[H] = \tilde{R}_1^{2k-1}[U] = 2k, & R_1^{2k-1}[H] &= R_1^{2k-1}[U] = 2k - 1, \\ R_0^{2k}[H] &= R_0^{2k}[U] = \tilde{R}_1^{2k}[H] = \tilde{R}_1^{2k}[U] = 2k, & R_1^{2k}[H] &= R_1^{2k}[U] = 2k - 1, \end{aligned} \quad \text{for } k = 1, 2, \dots$$

The respective errors are smaller for larger values of r and for the same grids, while the convergence rates are the same. It is also noted that when $r = 4$ the numerical method with $\Delta t = 0.01$ reaches its limits with

TABLE 2. Spatial errors and rates of convergence based on E_0 and E_1 errors for $r = 1$ (Neumann–Dirichlet problem, $\Delta t = \Delta x/10$)

Δx	$E_0[H]$	$R_0[H]$	$E_0[U]$	$R_0[U]$	$E_1[H]$	$R_1[H]$	$E_1[U]$	$R_1[U]$
0.100	5.595×10^{-2}	–	1.527×10^{-2}	–	1.226×10^0	–	1.717×10^{-1}	–
0.050	1.378×10^{-2}	2.021	3.832×10^{-3}	1.994	5.966×10^{-1}	1.039	7.343×10^{-2}	1.226
0.020	2.197×10^{-3}	2.004	6.143×10^{-4}	1.998	2.369×10^{-1}	1.008	2.696×10^{-2}	1.093
0.010	5.490×10^{-4}	2.001	1.537×10^{-4}	1.999	1.183×10^{-1}	1.001	1.314×10^{-2}	1.037
0.005	1.372×10^{-4}	2.000	3.842×10^{-5}	2.000	5.915×10^{-2}	1.000	6.489×10^{-3}	1.018

TABLE 3. Spatial errors and rates of convergence based on E_0 and E_1 errors for $r = 2$ (Neumann–Dirichlet problem, $\Delta t = \Delta x/10$)

Δx	$E_0[H]$	$R_0[H]$	$E_0[U]$	$R_0[U]$	$E_1[H]$	$R_1[H]$	$E_1[U]$	$R_1[U]$
0.100	8.117×10^{-3}	–	9.375×10^{-4}	–	6.287×10^{-1}	–	7.105×10^{-2}	–
0.050	2.022×10^{-3}	2.005	2.266×10^{-4}	2.049	3.133×10^{-1}	1.005	3.491×10^{-2}	1.025
0.020	3.233×10^{-4}	2.001	3.590×10^{-5}	2.011	1.252×10^{-1}	1.001	1.389×10^{-2}	1.006
0.010	8.081×10^{-5}	2.000	8.962×10^{-6}	2.002	6.259×10^{-2}	1.000	6.940×10^{-3}	1.001
0.005	2.020×10^{-5}	2.000	2.240×10^{-6}	2.001	3.130×10^{-2}	1.000	3.469×10^{-3}	1.000

TABLE 4. Spatial errors and rates of convergence based on E_0 and E_1 errors for $r = 3$ (Neumann–Dirichlet problem, $\Delta t = \Delta x/10$)

Δx	$E_0[H]$	$R_0[H]$	$E_0[U]$	$R_0[U]$	$E_1[H]$	$R_1[H]$	$E_1[U]$	$R_1[U]$
0.100	7.335×10^{-5}	–	7.812×10^{-6}	–	9.383×10^{-3}	–	6.437×10^{-4}	–
0.050	4.508×10^{-6}	4.024	4.865×10^{-7}	4.005	1.154×10^{-3}	3.023	7.699×10^{-5}	3.064
0.020	1.149×10^{-7}	4.005	1.246×10^{-8}	3.999	7.353×10^{-5}	3.005	4.835×10^{-6}	3.021
0.010	7.176×10^{-9}	4.001	7.794×10^{-10}	3.999	9.186×10^{-6}	3.001	6.012×10^{-7}	3.008
0.005	4.482×10^{-10}	4.001	4.867×10^{-11}	4.001	1.148×10^{-6}	3.001	7.496×10^{-8}	3.004

TABLE 5. Spatial errors and rates of convergence based on E_0 and E_1 errors for $r = 4$ (Neumann–Dirichlet problem, $\Delta t = \Delta x/10$)

Δx	$E_0[H]$	$R_0[H]$	$E_0[U]$	$R_0[U]$	$E_1[H]$	$R_1[H]$	$E_1[U]$	$R_1[U]$
0.100	8.590×10^{-6}	–	2.146×10^{-7}	–	1.629×10^{-3}	–	3.698×10^{-5}	–
0.050	5.347×10^{-7}	4.006	1.215×10^{-8}	4.143	2.029×10^{-4}	3.005	4.487×10^{-6}	3.043
0.020	1.367×10^{-8}	4.001	3.014×10^{-10}	4.034	1.297×10^{-5}	3.001	2.847×10^{-7}	3.010
0.010	8.531×10^{-10}	4.003	1.875×10^{-11}	4.007	1.619×10^{-6}	3.003	3.553×10^{-8}	3.002

errors of the order of 10^{-12} and thus no further convergence can be observed in double-precision floating point arithmetic.

A similar even/odd dichotomy is known to occur for discontinuous Galerkin approximations to linear second-order elliptic partial differential equations (cf. [23]) and for first-order linear hyperbolic equations (cf. [27]) on uniform meshes. In the context of dispersion analysis on uniform computational meshes, an even/odd dichotomy is reported in [1] for both continuous and discontinuous Galerkin approximations of a first-order linear hyperbolic equation in one space dimension, and in [2] for a linear second-order wave equation in one space dimension. For a continuous Galerkin approximation of the regularised shallow water wave system considered here, the observed even/odd dichotomy is perhaps new and unusual.

TABLE 6. Spatial errors and rates of convergence based on \tilde{E}_1 error (Neumann–Dirichlet problem, $\Delta t = \Delta x/10$)

Δx	$\tilde{E}_1[H]$	$\tilde{R}_1[H]$	$\tilde{E}_1[U]$	$\tilde{R}_1[U]$	$\tilde{E}_1[H]$	$\tilde{R}_1[H]$	$\tilde{E}_1[U]$	$\tilde{R}_1[U]$
	$r = 1$				$r = 2$			
0.100	2.012×10^{-1}	–	6.414×10^{-2}	–	4.421×10^{-2}	–	1.064×10^{-2}	–
0.050	4.945×10^{-2}	2.024	1.592×10^{-2}	2.010	1.111×10^{-2}	1.992	2.677×10^{-3}	1.990
0.020	7.891×10^{-3}	2.003	2.546×10^{-3}	2.001	1.782×10^{-3}	1.998	4.300×10^{-4}	1.996
0.010	1.973×10^{-3}	2.000	6.365×10^{-4}	2.000	4.457×10^{-4}	1.999	1.076×10^{-4}	1.999
0.005	4.934×10^{-4}	2.000	1.591×10^{-4}	2.000	1.114×10^{-4}	2.000	2.690×10^{-5}	2.000
	$r = 3$				$r = 4$			
0.100	5.358×10^{-4}	–	8.736×10^{-5}	–	6.485×10^{-5}	–	1.020×10^{-5}	–
0.050	3.209×10^{-5}	4.062	5.046×10^{-6}	4.114	4.103×10^{-6}	3.982	6.605×10^{-7}	3.949
0.020	8.159×10^{-7}	4.007	1.268×10^{-7}	4.021	1.055×10^{-7}	3.996	1.713×10^{-8}	3.986
0.010	5.102×10^{-8}	3.999	7.903×10^{-9}	4.004	6.593×10^{-9}	4.000	1.073×10^{-9}	3.997
0.005	3.191×10^{-9}	3.999	4.935×10^{-10}	4.001	4.139×10^{-10}	3.994	6.750×10^{-11}	3.990

On the other hand, the convergence rates using the modified H^1 -error norms (42) appear to be super-optimal for odd and optimal for even values of r . In particular, it can be observed that

$$\tilde{R}_1^{2k-1}[H] = \tilde{R}_1^{2k-1}[U] = \tilde{R}_1^{2k}[H] = \tilde{R}_1^{2k}[U] = 2k, \text{ for } k = 1, 2, \dots$$

The observed super-approximation property is promising from the point of view of further developments of the specific conservative method.

4.2. Spatial convergence rates for the periodic problem. Similarly to the Neumann–Dirichlet boundary value problem we consider a non-homogenous initial-periodic boundary value problem of the form (11), (13) admitting the exact solution

$$(45) \quad \begin{aligned} \eta(x, t) &= e^t \sin(2\pi(x - 2t)), \\ u(x, t) &= e^{t/2} \sin(2\pi(x - t/2)), \end{aligned}$$

in $[0, 1]$ with the appropriate right-hand sides. We integrate the initial-periodic boundary value problem with the semidiscretisation (27), (28) using Algorithm 1 adapted to periodic boundary conditions up to $T = 1$, and we record the errors $E_s[H]$, $E_s[U]$, for $s = 0, 1$, and $\tilde{E}_1[H]$ and $\tilde{E}_1[U]$. The corresponding experimental rates of convergence computed using (44), (43) are very similar to those obtained in the Neumann–Dirichlet case but with some exceptions. In the case of piecewise linear elements in \mathcal{P}^1 the rates in the H^1 -norm are improved, presumably because of the replacement of the Dirichlet boundary conditions with periodic boundary conditions. The experimental convergence rates are presented in Tables 7–10.

TABLE 7. Spatial errors and rates of convergence based on E_0 and E_1 errors for $r = 1$ (Periodic problem, $\Delta t = \Delta x/10$)

Δx	$E_0[H]$	$R_0[H]$	$E_0[U]$	$R_0[U]$	$E_1[H]$	$R_1[H]$	$E_1[U]$	$R_1[U]$
0.100	6.310×10^{-2}	–	7.875×10^{-2}	–	2.298×10^{-0}	–	2.793×10^{-0}	–
0.050	1.579×10^{-2}	1.998	1.930×10^{-2}	2.028	1.109×10^{-0}	1.051	1.345×10^{-0}	1.054
0.020	2.529×10^{-3}	1.999	3.072×10^{-3}	2.006	4.390×10^{-1}	1.011	5.325×10^{-1}	1.011
0.010	6.323×10^{-4}	2.000	7.673×10^{-4}	2.001	2.192×10^{-1}	1.002	2.659×10^{-1}	1.002
0.005	1.581×10^{-4}	2.000	1.918×10^{-4}	2.000	1.095×10^{-1}	1.001	1.329×10^{-1}	1.001

TABLE 8. Spatial errors and rates of convergence based on E_0 and E_1 errors for $r = 2$ (Periodic problem, $\Delta t = \Delta x/10$)

Δx	$E_0[H]$	$R_0[H]$	$E_0[U]$	$R_0[U]$	$E_1[H]$	$R_1[H]$	$E_1[U]$	$R_1[U]$
0.100	3.957×10^{-3}	—	8.803×10^{-3}	—	3.221×10^{-1}	—	6.550×10^{-1}	—
0.050	9.034×10^{-4}	2.131	2.229×10^{-3}	1.982	1.425×10^{-1}	1.177	3.413×10^{-1}	0.941
0.020	1.405×10^{-4}	2.031	3.581×10^{-4}	1.995	5.459×10^{-2}	1.047	1.384×10^{-1}	0.985
0.010	3.498×10^{-5}	2.006	8.958×10^{-5}	1.999	2.712×10^{-2}	1.009	6.935×10^{-2}	0.997
0.005	8.736×10^{-6}	2.002	2.240×10^{-5}	2.000	1.354×10^{-2}	1.002	3.470×10^{-2}	0.999

TABLE 9. Spatial errors and rates of convergence based on E_0 and E_1 errors for $r = 3$ (Periodic problem, $\Delta t = \Delta x/10$)

Δx	$E_0[H]$	$R_0[H]$	$E_0[U]$	$R_0[U]$	$E_1[H]$	$R_1[H]$	$E_1[U]$	$R_1[U]$
0.100	7.548×10^{-5}	—	9.877×10^{-5}	—	1.156×10^{-2}	—	1.450×10^{-2}	—
0.050	4.689×10^{-6}	4.009	5.806×10^{-6}	4.088	1.418×10^{-3}	3.027	1.735×10^{-3}	3.063
0.020	1.199×10^{-7}	4.001	1.461×10^{-7}	4.019	9.031×10^{-5}	3.005	1.097×10^{-4}	3.013
0.010	7.494×10^{-9}	4.000	9.109×10^{-9}	4.004	1.128×10^{-5}	3.001	1.369×10^{-5}	3.002
0.005	4.686×10^{-10}	3.999	5.713×10^{-10}	3.995	1.410×10^{-6}	3.000	1.710×10^{-6}	3.001

TABLE 10. Spatial errors and rates of convergence based on E_0 and E_1 errors for $r = 4$ (Periodic problem, $\Delta t = \Delta x/10$)

Δx	$E_0[H]$	$R_0[H]$	$E_0[U]$	$R_0[U]$	$E_1[H]$	$R_1[H]$	$E_1[U]$	$R_1[U]$
0.100	4.639×10^{-6}	—	1.149×10^{-5}	—	9.062×10^{-4}	—	2.121×10^{-3}	—
0.050	2.704×10^{-7}	4.101	7.208×10^{-7}	3.994	1.035×10^{-4}	3.130	2.715×10^{-4}	2.966
0.020	6.776×10^{-9}	4.023	1.848×10^{-8}	3.999	6.435×10^{-6}	3.032	1.751×10^{-5}	2.992
0.010	4.220×10^{-10}	4.005	1.155×10^{-9}	4.000	8.005×10^{-7}	3.007	2.191×10^{-6}	2.998
0.005	2.872×10^{-11}	3.877	6.951×10^{-11}	4.055	1.079×10^{-7}	2.891	2.607×10^{-7}	3.071

The convergence rates seem to follow the same pattern as in the case of reflective boundary conditions, and thus for odd values of r we observe the expected optimal behaviour in the L^2 -norm. In addition to these errors, we also computed the errors and convergence rates for the homogenous periodic boundary value problem (11), (13) using the known, exact formula of the travelling wave solution (8) in the interval $[a, b] = [-20, 20]$. We integrate the specific initial-periodic boundary value problem until $T = 10$ using the relaxation Runge–Kutta method based on the explicit four-stage, fourth-order Runge–Kutta method with tableau (39). The time interval of the integration is adequate to allow the travelling wave to complete one period, and thus to test the boundary conditions as well. Our numerical simulation was stable for the whole time of integration even though the specific travelling wave is known to be unstable [13]. The results are almost identical to the non-homogenous case and the convergence rates (not shown here) agree with the convergence rates we presented in Tables 7–10.

We also computed the modified H^1 -errors (42). The experimental convergence rates are presented in Table 11 where we observe the same pattern in the rates as with the previous boundary-value problem.

In addition to the experimental convergence rates and errors we recorded the energy $\mathcal{E}(t^n; H^n, U^n)$ and the mass $\mathcal{M}(t^n; H^n)$. Both quantities are conserved to within 15 decimal digits. Indicatively, we present the graphs of the errors in mass, energy and the relaxation parameter in Figure 1 in the cases of $r = 1$ and $r = 3$ with $\Delta x = 0.25$. We observe that the errors are always less than 10^{-13} in the conserved quantities, independent of the choice of the degree of the piecewise polynomial in the finite element. The parameter

TABLE 11. Spatial errors and rates of convergence based on \tilde{E}_1 error (Periodic problem, $\Delta t = \Delta x/10$)

Δx	$\tilde{E}_1[H]$	$\tilde{R}_1[H]$	$\tilde{E}_1[U]$	$\tilde{R}_1[U]$	$\tilde{E}_1[H]$	$\tilde{R}_1[H]$	$\tilde{E}_1[U]$	$\tilde{R}_1[U]$
	$r = 1$				$r = 2$			
0.100	3.954×10^{-1}	–	4.800×10^{-1}	–	1.394×10^{-2}	–	6.711×10^{-2}	–
0.050	1.001×10^{-1}	1.982	1.216×10^{-1}	1.982	3.630×10^{-3}	1.941	1.660×10^{-2}	2.015
0.020	1.608×10^{-2}	1.995	1.951×10^{-2}	1.997	6.116×10^{-4}	1.944	2.647×10^{-3}	2.004
0.010	4.022×10^{-3}	1.999	4.880×10^{-3}	1.999	1.543×10^{-4}	1.987	6.615×10^{-4}	2.001
0.005	1.006×10^{-3}	2.000	1.220×10^{-3}	2.000	3.865×10^{-5}	1.997	1.653×10^{-4}	2.000
	$r = 3$				$r = 4$			
0.100	5.860×10^{-4}	–	6.244×10^{-4}	–	5.967×10^{-5}	–	7.859×10^{-5}	–
0.050	3.071×10^{-5}	4.254	3.663×10^{-5}	4.091	4.523×10^{-6}	3.722	5.083×10^{-6}	3.951
0.020	7.658×10^{-7}	4.029	9.280×10^{-7}	4.011	1.227×10^{-7}	3.936	1.319×10^{-7}	3.985
0.010	4.772×10^{-8}	4.004	5.793×10^{-8}	4.002	7.735×10^{-9}	3.988	8.212×10^{-9}	4.005
0.005	2.973×10^{-9}	4.005	3.607×10^{-9}	4.005	4.939×10^{-10}	3.969	6.131×10^{-10}	3.744

γ^n remains always close to 1, indicating in general the good conservation properties of the specific choice of Runge–Kutta method for the integration in time of such a problem.

Figure 2 presents the error in mass and energy obtained with the standard Galerkin method (16) and the classical Runge–Kutta scheme (without relaxation). We observe that using the same discretisation parameters as with the conservative method, the mass is conserved but the energy is increasing with time. In both cases the error in the energy conservation is quite large with accuracy to within 3 digits. In all cases where high-order elements were used, other floating-point errors arise, resulting in relatively large errors in the conserved quantities even though the errors in the solutions appear to be small. Note that the fully-discrete scheme based on the standard Galerkin method does not benefit from the use of the relaxation Runge–Kutta method since the spatial discretisation does not preserve the energy. Moreover, using the standard Galerkin method with cubic splines for the spatial discretisation, the conservation properties are much better than those reported here for both the conservative and non-conservative methods, [7]. In two-dimensional problems where Lagrange elements are practically the only choice, the new method can be of significant importance.

4.3. Errors in the propagation of travelling waves. To further assess the efficiency of the new numerical method we study some error indicators relevant to the propagation of travelling waves, namely, the amplitude, shape and phase errors. For any timestep t^n we define the (normalised) *amplitude error* as

$$(46) \quad E_{\text{amp}}(t^n) := \frac{|H(x^*(t^n), t^n) - H_0|}{|H_0|},$$

where $H(x, t^n) = H^n$ is the fully discrete approximation of the free-surface elevation η at t^n , H_0 is the initial peak amplitude and $x^*(t^n)$ is the point where $H(\cdot, t^n)$ achieves its maximum. In order to find the value $x^*(t^n)$ we solve the equation $\frac{d}{dx}H(x, t^n) = 0$ using the bisection method. (In the case of piecewise linear functions $x^*(t^n)$ is always a node of the grid and so we do not use the bisection method). The bisection method is initiated with an interval of length $10 \cdot \Delta x$.

Having the value $x^*(t^n)$ computed, we define the *phase error* that measures the error between the numerical approximation and the theoretical value of the phase speed c_s of a solitary wave as

$$(47) \quad E_{\text{phase}} := |x^*(t^n) - c_s t^n|.$$

The (normalised) *shape error* measures the difference in shape between the numerical solution and the exact travelling wave translated appropriately for best fit. The shape error with respect to the L^2 norm is defined

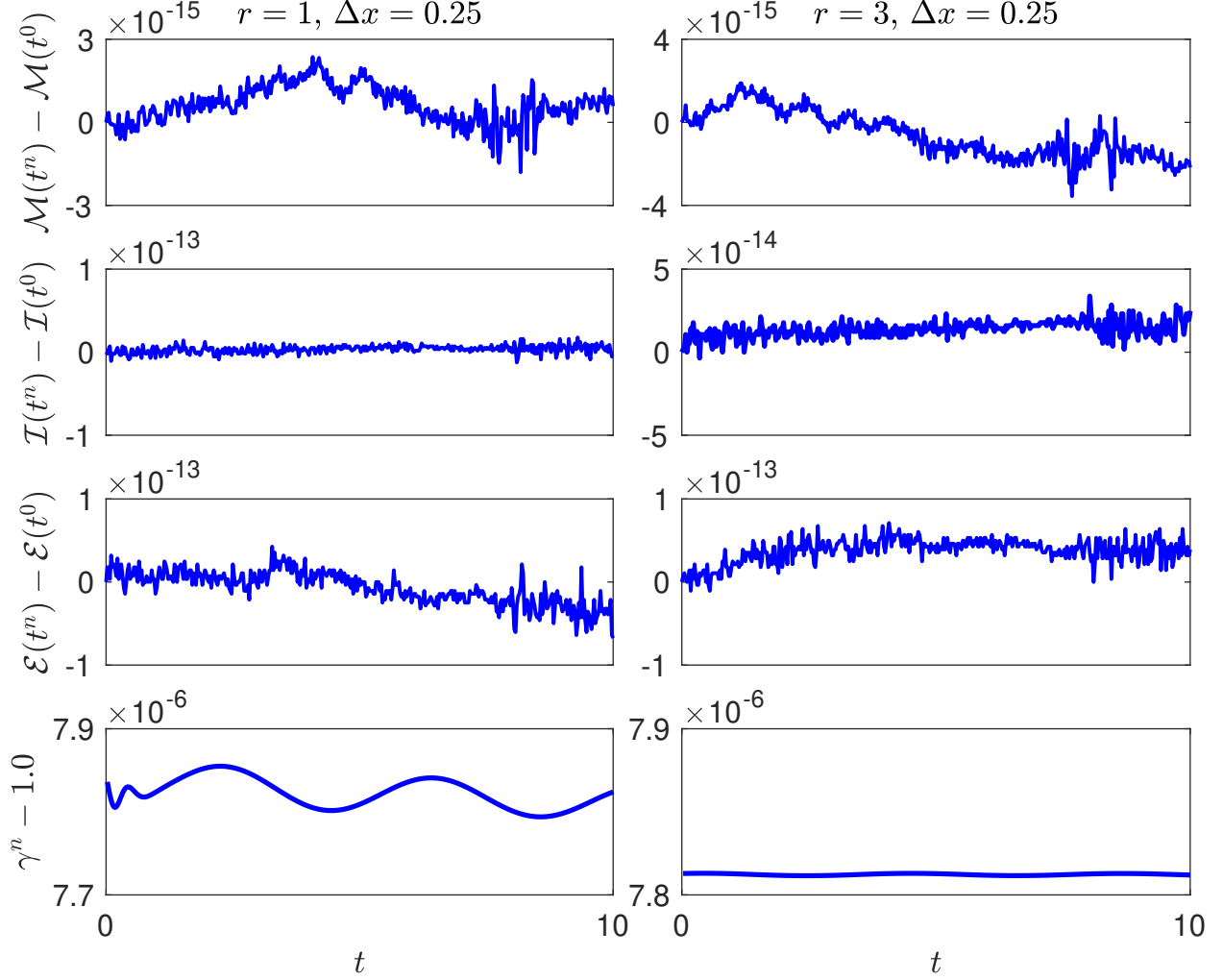


FIGURE 1. Errors in the mass, energy and relaxation parameters for the conservative Galerkin method with relaxation Runge–Kutta method of order 4, $\Delta t = \Delta x/10$

as

$$(48) \quad E_{\text{shape}}(t^n) := \min_s \zeta(s), \quad \zeta(s) := \frac{\|H(\cdot, t^n) - \eta(\cdot, s)\|}{\|\eta(\cdot, 0)\|},$$

where the minimum of $\zeta(s)$ is found again using the bisection method for solving the equation $\frac{d}{ds}\zeta^2(s) = 0$ in the vicinity of t^n .

Note that for the bisection method we use a convergence tolerance of 10^{-10} for the absolute error. For the computation of the L^2 norm we use the Gauss–Legendre numerical quadrature with three nodes in each subinterval.

We study the propagation of a classical solitary wave with moderate speed $c_s = \sqrt{1.6}$ in the interval $[-20, 20]$ and with periodic boundary conditions up to $T = 1000$. We generated the specific solitary wave using the Petviashvili method with cubic Lagrange elements \mathcal{P}^3 (see Appendix A). In the case of linear or quadratic Lagrange elements, we used the L^2 -projection of the solitary wave and its first derivative onto the appropriate finite element space. The reason for using the \mathcal{P}^3 numerical solution for the travelling wave solution is because the accuracy of the derivative of the initial conditions can affect the accuracy of the conservative method. It also serves better for comparison purposes. The amplitude of the generated solitary wave is $A \approx 0.5919$.

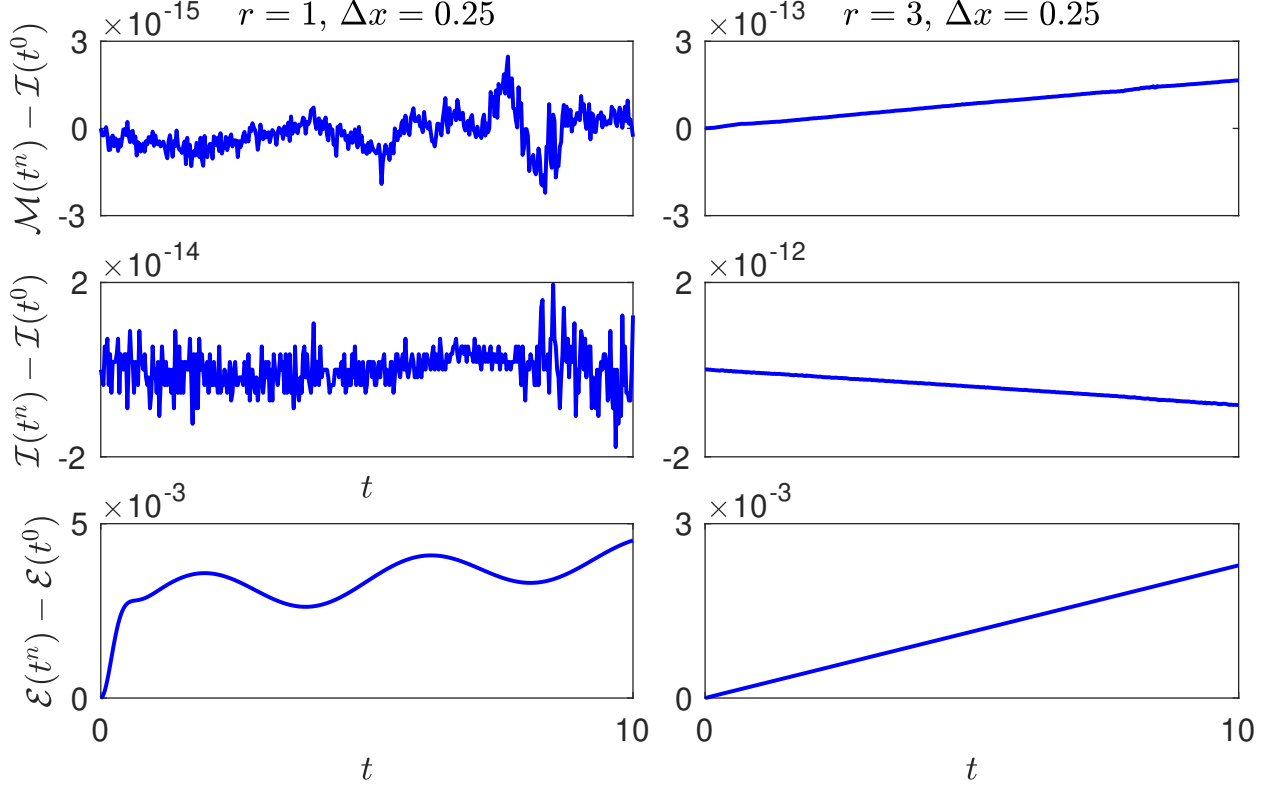


FIGURE 2. Errors in the mass and energy, standard Galerkin method with classical Runge–Kutta method of order 4, $\Delta t = \Delta x/10$

We recorded the previously mentioned error indicators for piecewise linear, quadratic and cubic Lagrange elements (\mathcal{P}^r , $r = 1, 2, 3$). For these experiments we consider a uniform spatial grid with $\Delta x = 0.1$, while for the integration in time we considered $\Delta t = \Delta x = 0.1$. The propagation of the specific solitary wave is stable even for larger values of Δt . For example, the propagation of the solitary wave with \mathcal{P}^1 elements turns out to be unstable for $\Delta t > 10\Delta x$ while it remains stable for $\Delta t \leq 10\Delta x$. This observation indicates that the fully-discrete scheme remains in general stable without imposing restrictive stability conditions even for the conservative Galerkin method.

As the solitary wave travels to the right, several oscillations are shed to the left of the wave due to errors of the initial approximation and also due to error introduced by the fully-discrete scheme. By the time $T = 100$ the solitary wave has crossed the boundaries three times. The solitary wave profile is shown in Figures 3(a) and (b) for $T = 100$. In these figures it is hard to observe differences between the solutions. We are only able to observe differences and the generation of the various trailing tails in a magnification of the solitary wave at around the rest position of the free surface. These oscillations become smaller by increasing the degree r of the elements or by decreasing the mesh length Δx . For the specific values of Δx and Δt , the magnitude of the tails is less than 10^{-5} , which is much less than the expected error of order Δx^r .

In Figures 3(c) and (d) we observe that the tails generated by the two methods are almost identical in the cases $r = 1$ and $r = 3$, and they have magnitude less than 10^{-5} for the same values of Δx and Δt as before. In the case of $r = 2$ the tails were different and of twice the magnitude compared to the corresponding tails in the cases of $r = 1$ and $r = 3$. Since the cases with even values of r appear to be special cases that have not much to offer compared to the cases with odd values of r we do not show details of the results here and we focus only on the cases $r = 1$ and $r = 3$.

Apparently, the conservative Galerkin finite element method achieves better resolution for the propagation of a solitary wave even for the specific values of Δx and Δt compared to the non-conservative method by

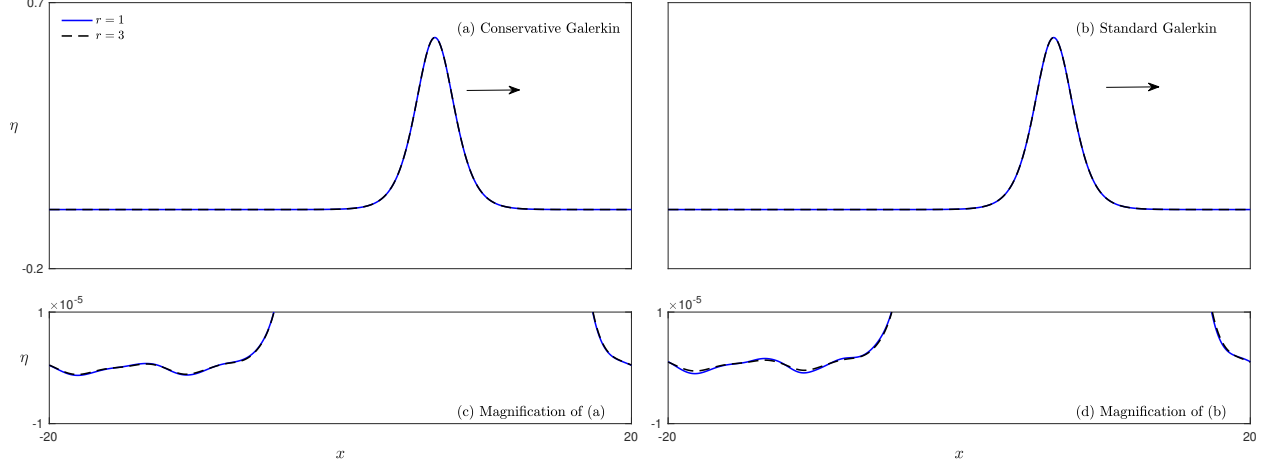


FIGURE 3. The propagation of a solitary wave with $c_s = \sqrt{1.6}$ and magnification of trailing tails. Periodic boundary conditions, $T = 100$, $(\Delta x = \Delta t = 0.1)$. Note the different y -axis scales in the lower figures.

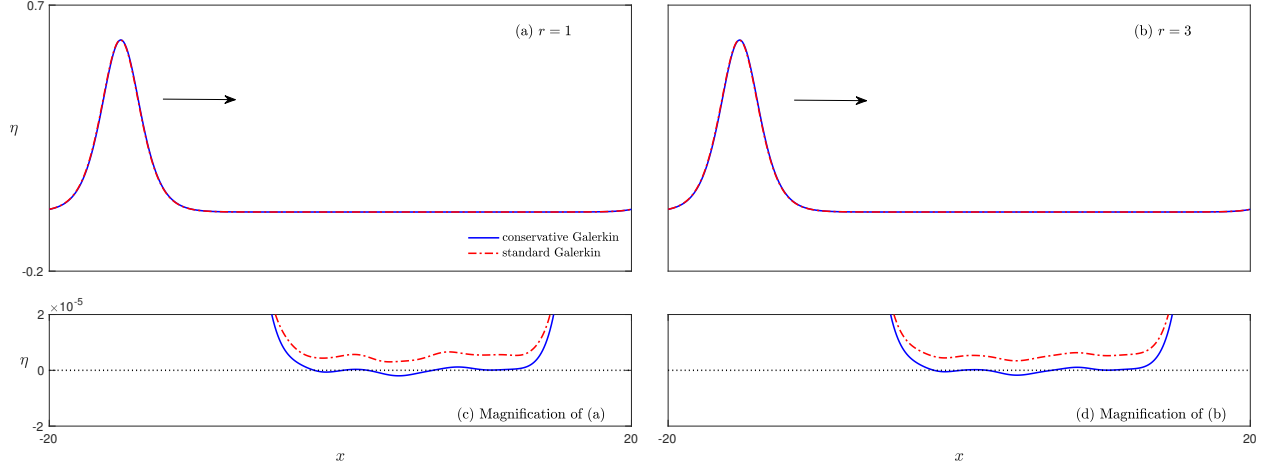


FIGURE 4. The propagation of a solitary wave with $c_s = \sqrt{1.6}$ and magnification of trailing tails. Periodic boundary conditions, $T = 1000$, $(\Delta x = \Delta t = 0.1)$.

$T = 1000$, as it is expected. In particular, the magnitude of the trailing tails grows with time if the non-conservative method is applied, as shown in Figure 4. This phenomenon is caused mainly by the dissipative hump generated at one end of the solitary pulse and in front of the rest of the dispersive tails, and can be observed when non-conservative methods are used [8, 21]. In order to observe the dissipative hump we ran a similar experiment as before where we considered the propagation of the same solitary wave (translated initially at $x_0 = -120$) in the interval $[-150, 150]$. Figure 5 shows magnifications to the trailing dispersive tails and the dissipative humps before they start interacting with the solitary pulse. Although the dispersive tails in the conservative and non-conservative methods are very similar, the dissipative hump can be observed only in the non-conservative method. The dissipative hump always remains attached to the solitary pulse and grows in length with time, dissipating the mass and the energy of the solitary wave to the rest of the domain.

It is worth mentioning that the accuracy of the derivative of the initial condition $\tilde{w}(x, 0)$ is crucial for the accuracy in the propagation of the solitary waves. The magnitude of the tails indicates analogous magnitude of errors in amplitude and shape. These errors are *zero* initially as we compare with the initial condition (translated by $c_s t$ units) and are increasing until they reach approximately a plateau where they become

TABLE 12. Mean value of E_{amp} , E_{phase} , E_{shape} for $t \in [80, 100]$ in the propagation of a classical solitary wave with speed $c_s = \sqrt{1.6}$, ($\Delta x = \Delta t$, $T = 100$); (a) conservative Galerkin, (b) standard Galerkin

(a) Conservative Galerkin

$r = 1$, piecewise linear polynomials				$r = 2$, piecewise quadratic polynomials		
Δx	E_{amp}	E_{phase}	E_{shape}	E_{amp}	E_{phase}	E_{shape}
0.1	2.7351×10^{-4}	2.4913×10^{-2}	1.8112×10^{-4}	3.8778×10^{-5}	1.5362×10^{-4}	3.4944×10^{-5}
0.05	6.6823×10^{-5}	1.2492×10^{-2}	4.5165×10^{-5}	9.5895×10^{-6}	1.8518×10^{-5}	8.6722×10^{-6}
0.025	1.6610×10^{-5}	6.2509×10^{-3}	1.1296×10^{-5}	2.4218×10^{-6}	3.9029×10^{-6}	2.2284×10^{-6}

$r = 3$, piecewise cubic polynomials

Δx	E_{amp}	E_{phase}	E_{shape}
0.1	8.1121×10^{-6}	1.4479×10^{-4}	9.0861×10^{-6}
0.05	4.7310×10^{-7}	7.1440×10^{-6}	6.2001×10^{-7}
0.025	2.3526×10^{-8}	3.6515×10^{-7}	3.4356×10^{-7}

(b) Standard Galerkin

$r = 1$, piecewise linear polynomials				$r = 2$, piecewise quadratic polynomials		
Δx	E_{amp}	E_{phase}	E_{shape}	E_{amp}	E_{phase}	E_{shape}
0.1	8.8025×10^{-4}	2.5331×10^{-2}	9.1723×10^{-4}	2.2471×10^{-5}	2.7796×10^{-4}	1.8906×10^{-5}
0.05	6.7293×10^{-5}	4.5788×10^{-2}	5.5322×10^{-5}	8.3509×10^{-7}	9.7556×10^{-6}	1.0418×10^{-6}
0.025	1.6622×10^{-5}	3.1229×10^{-2}	1.3839×10^{-5}	3.3815×10^{-8}	5.2705×10^{-7}	3.9631×10^{-7}

$r = 3$, piecewise cubic polynomials

Δx	E_{amp}	E_{phase}	E_{shape}
0.1	2.2249×10^{-5}	1.8299×10^{-5}	2.7805×10^{-4}
0.05	8.2113×10^{-7}	9.7529×10^{-6}	8.5842×10^{-7}
0.025	3.2946×10^{-8}	4.2946×10^{-7}	3.8875×10^{-7}

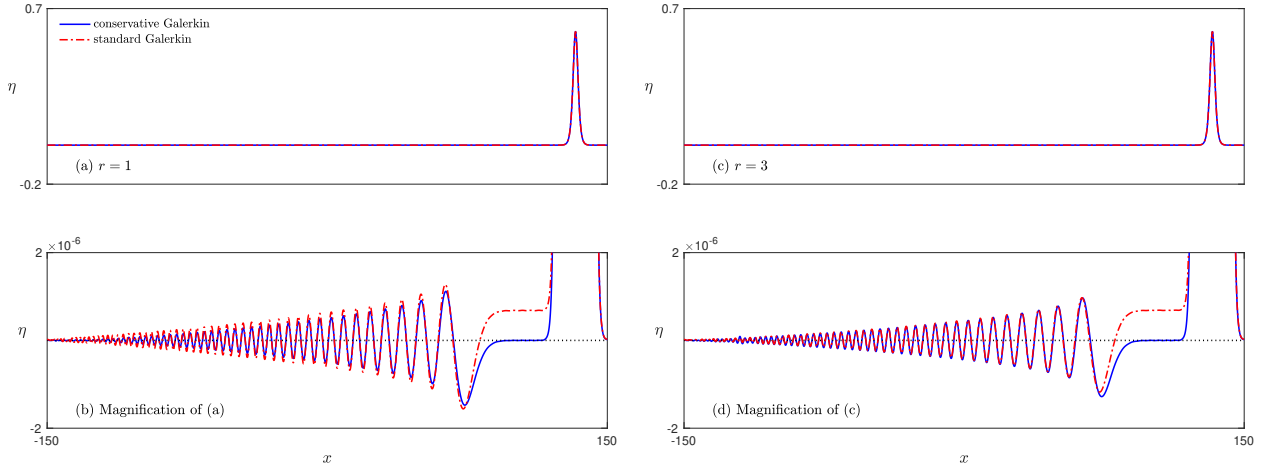


FIGURE 5. The propagation of a solitary wave with $c_s = \sqrt{1.6}$ and the formation of trailing tails in $[-150, 150]$ at $T = 200$, with $\Delta x = \Delta t = 0.1$.

oscillatory (at least in the conservative case). The phase error is always increasing due to the numerical error

TABLE 13. Conservation of invariants \mathcal{M} , \mathcal{I} , \mathcal{H} , \mathcal{E} , in the propagation of a classical solitary wave with speed $c_s = \sqrt{1.6}$, ($\Delta x = \Delta t$, $T = 100$); (a) conservative Galerkin, (b) standard Galerkin

(a) Conservative Galerkin				
$r = 1$, piecewise linear polynomials				
Δx	$E_{\mathcal{M}}$	$E_{\mathcal{I}}$	$E_{\mathcal{H}}$	$E_{\mathcal{E}}$
0.1	6.2172×10^{-15}	4.2188×10^{-15}	1.2656×10^{-7}	1.8874×10^{-15}
0.05	1.4211×10^{-14}	9.3259×10^{-15}	8.1135×10^{-9}	3.3307×10^{-15}
0.025	1.5987×10^{-14}	8.2157×10^{-15}	5.1039×10^{-10}	4.7740×10^{-15}
$r = 2$, piecewise quadratic polynomials				
Δx	$E_{\mathcal{M}}$	$E_{\mathcal{I}}$	$E_{\mathcal{H}}$	$E_{\mathcal{E}}$
0.1	7.5495×10^{-15}	4.2188×10^{-15}	2.2095×10^{-6}	1.8874×10^{-15}
0.05	3.5083×10^{-14}	2.2427×10^{-14}	5.5608×10^{-7}	3.2196×10^{-15}
0.025	5.9064×10^{-14}	5.3069×10^{-14}	1.3909×10^{-7}	4.9960×10^{-15}
$r = 3$, piecewise cubic polynomials				
Δx	$E_{\mathcal{M}}$	$E_{\mathcal{I}}$	$E_{\mathcal{H}}$	$E_{\mathcal{E}}$
0.1	3.1974×10^{-14}	2.9088×10^{-14}	2.6408×10^{-11}	2.8866×10^{-15}
0.05	5.6399×10^{-14}	5.4179×10^{-14}	1.1535×10^{-13}	3.7748×10^{-15}
0.025	1.4655×10^{-13}	1.2945×10^{-13}	5.9952×10^{-15}	4.7740×10^{-15}
(b) Standard Galerkin				
$r = 1$, piecewise linear polynomials				
Δx	$E_{\mathcal{M}}$	$E_{\mathcal{I}}$	$E_{\mathcal{H}}$	$E_{\mathcal{E}}$
0.1	1.1546×10^{-14}	7.5495×10^{-15}	1.7655×10^{-5}	2.2332×10^{-5}
0.05	6.2617×10^{-14}	5.2847×10^{-14}	5.5643×10^{-7}	7.0383×10^{-7}
0.025	9.6367×10^{-14}	8.0602×10^{-14}	1.7425×10^{-8}	2.2046×10^{-8}
$r = 2$, piecewise quadratic polynomials				
Δx	$E_{\mathcal{M}}$	$E_{\mathcal{I}}$	$E_{\mathcal{H}}$	$E_{\mathcal{E}}$
0.1	3.7303×10^{-14}	3.3973×10^{-14}	1.7782×10^{-5}	2.2493×10^{-5}
0.05	1.2745×10^{-13}	1.1036×10^{-13}	5.5743×10^{-7}	7.0509×10^{-7}
0.025	3.2907×10^{-13}	2.8866×10^{-13}	1.7437×10^{-8}	2.2056×10^{-8}
$r = 3$, piecewise cubic polynomials				
Δx	$E_{\mathcal{M}}$	$E_{\mathcal{I}}$	$E_{\mathcal{H}}$	$E_{\mathcal{E}}$
0.1	8.8107×10^{-13}	7.2564×10^{-13}	1.7782×10^{-5}	2.2493×10^{-5}
0.05	1.6684×10^{-12}	1.3574×10^{-12}	5.5743×10^{-7}	7.0510×10^{-7}
0.025	3.5998×10^{-12}	2.9947×10^{-12}	1.7439×10^{-8}	2.2059×10^{-8}

in the speed of the travelling wave. In Table 12 we present the mean values over the time interval $[80, 100]$ of the amplitude, phase and shape errors.

We observe that the errors are decreasing as we increase the number of elements (decreasing Δx) and also as we increase the degree of the elements r . In the case of piecewise linear elements the phase error remained of the same order of magnitude when we chose different values of Δx indicating that the error in the phase speed is independent of the grid size. Finally, it is noted that the errors are smaller with the conservative method compared to the standard Galerkin method at least up to $T = 1000$ with the exception of the case of quadratic Lagrange elements. The situation for $r = 2$ is similar but the trailing tails are larger

than the expected ones and thus the errors are also larger. This is perhaps again due to the choice of the initial condition. On the other hand, the orders of magnitude of the errors are the same for the two methods, indicating similarity in the propagation of travelling waves for small time scales.

In all the experiments concerning the propagation of a classical solitary wave we considered the conservation of the invariants \mathcal{M} , \mathcal{I} , \mathcal{H} and \mathcal{E} . Table 13 shows the errors $E_{\mathcal{M}}$, $E_{\mathcal{I}}$, $E_{\mathcal{H}}$ and $E_{\mathcal{E}}$ defined as $E_{\mathcal{K}} := \max_n |\mathcal{K}(t^n) - \mathcal{K}(t^0)|$, where \mathcal{K} is one of \mathcal{M} , \mathcal{I} , \mathcal{H} , \mathcal{E} . We observe that the conservative method conserves successfully the expected conserved quantities. The standard Galerkin method obviously does not conserve the total energy \mathcal{E} although the errors in the computed energy are small. It is interesting, that although the quantity \mathcal{H} is conserved by the standard Galerkin method but not by the conservative Galerkin method, the Runge–Kutta method does not preserve it and thus it is not preserved by either of the two fully-discrete methods. The approximations obtained by the conservative Galerkin method are more accurate, while in the case of cubic Lagrange polynomials the accuracy of this particular quantity is as if it were conserved by the numerical method. As we shall see soon this was a coincidence. A combination of the standard Galerkin method with an appropriate relaxation Runge–Kutta method could result in a fully-discrete scheme conserving the quantity \mathcal{H} when we consider periodic boundary conditions. Since the particular quantity cannot be used in the case of other boundary conditions we refrain from using such a combination.

One of the advantages of the conservative method is the conservation of the invariants for simulations over long time intervals. Letting the solitary wave travel until $T = 1000$ using the interval $[-20, 20]$ we recorded the various errors and invariants. The errors of the conservative method are compared against the corresponding errors of the standard Galerkin method in Figure 6 where the amplitude, phase and shape errors are presented in the case of cubic Lagrange elements until $T = 1000$. After an initial increase the amplitude and shape errors are stabilised while the phase error increases linearly with time in the case of the conservative Galerkin method in contrast with the standard Galerkin method, where the increase seems to be at least of quadratic order. The errors are in general oscillatory, and in the case of linear elements the errors are highly oscillatory and averaging leads to the same observations. A similar behaviour has been observed in the study of the propagation of a solitary wave governed by the KdV equation using a conservative discontinuous Galerkin method [11].

TABLE 14. Conservation of invariants \mathcal{M} , \mathcal{I} , \mathcal{H} , \mathcal{E} in the propagation of a classical solitary wave with speed $c_s = \sqrt{1.6}$, ($\Delta x = \Delta t = 0.1$, $T = 1000$)

Method	$E_{\mathcal{M}}$	$E_{\mathcal{I}}$	$E_{\mathcal{H}}$	$E_{\mathcal{E}}$
Conservative Galerkin ($r = 1$)	1.2879×10^{-14}	8.6597×10^{-15}	2.3305×10^{-9}	2.9976×10^{-15}
Standard Galerkin ($r = 1$)	1.4655×10^{-14}	8.6597×10^{-15}	1.7631×10^{-4}	2.2301×10^{-4}
Conservative Galerkin ($r = 3$)	2.7534×10^{-13}	2.4225×10^{-13}	3.0492×10^{-11}	3.4417×10^{-15}
Standard Galerkin ($r = 3$)	8.4475×10^{-12}	6.8885×10^{-12}	1.7758×10^{-4}	2.2462×10^{-4}

The conservation of the quantities \mathcal{M} , \mathcal{I} , \mathcal{H} and \mathcal{E} is very similar across the various experiments. The corresponding errors are presented in Table 13 with some differences shown in Table 14. The conserved quantities remain almost the same with the exception of losing 1 digit in some cases. Therefore, the conservative method can preserve the amplitude and shape of solitary waves during their propagation over long time intervals. Note that the values of γ^n for $r = 1$ satisfied $5.472 \times 10^{-6} < \gamma^n - 1 < 5.473 \times 10^{-6}$ while for $r = 3$ the respective interval was $2.145 \times 10^{-8} < \gamma^n - 1 < 2.146 \times 10^{-8}$. Thanks to the conservation of the energy, it is expected that the specific conservative method leads to accurate numerical results in more general situations related to the propagation of solitary waves. Such an example is the interaction of two solitary waves travelling in the same direction. The particular experiment is described in the next section.

5. NUMERICAL EXPERIMENTS

In this section we repeat well-known numerical experiments for nonlinear and dispersive waves, and we study the conservation properties of the new scheme. In particular, we considered the following cases: (i) the overtaking collision of two solitary waves and (ii) the reflection of a solitary wave by a vertical wall.

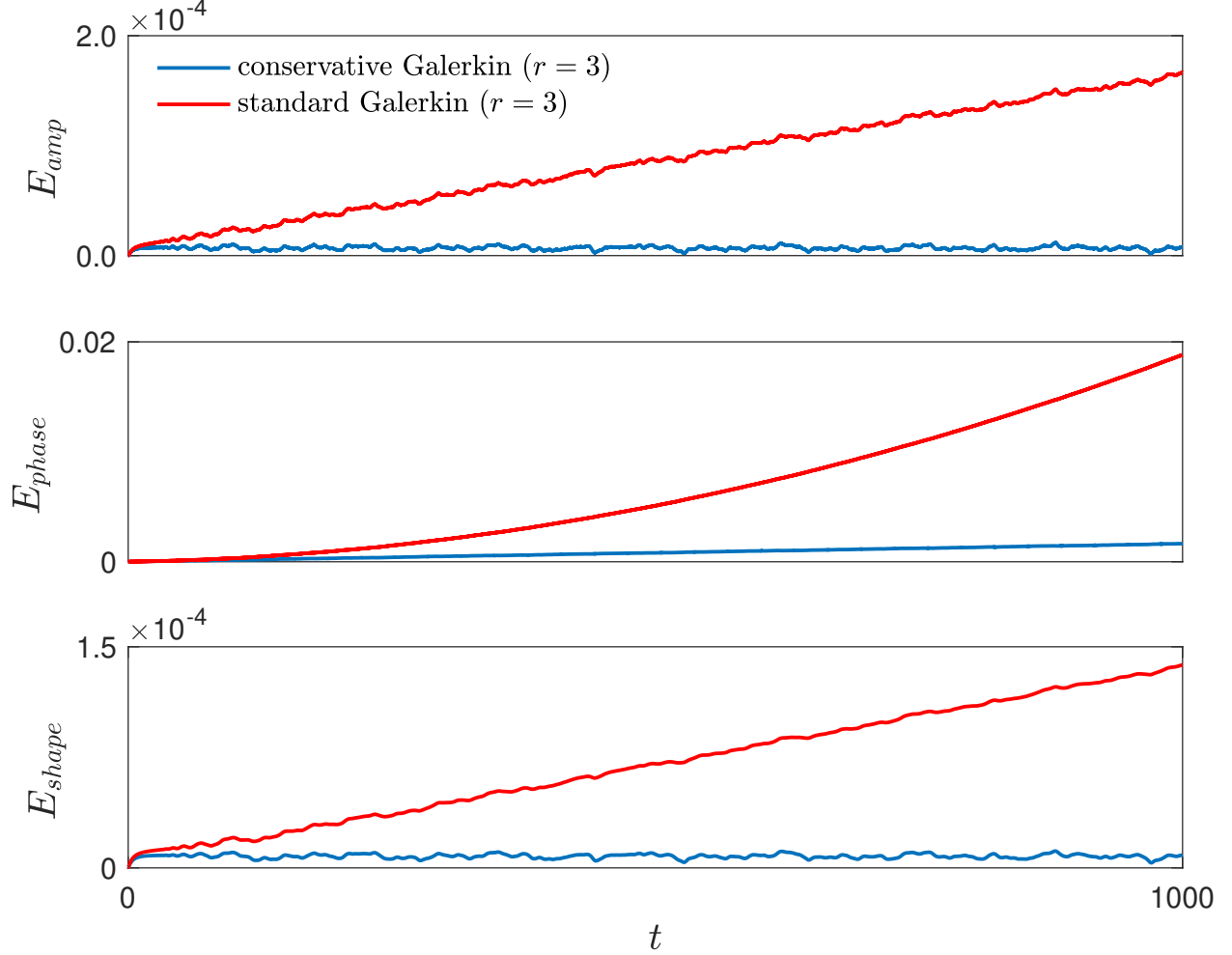


FIGURE 6. Amplitude, phase and shape errors for the propagation of a solitary wave with $c_s = \sqrt{1.6}$ up to $T = 1000$, with $\Delta x = \Delta t = 0.1$.

The first experiment is challenging as it involves integration in a long temporal interval (thus conservation of energy should be important) and also during the interaction of solitary waves it is known that various small-amplitude structures can develop, such as dispersive tails and N-shaped wavelets [7].

5.1. Overtaking collision of two solitary waves. We first consider the interaction of two solitary waves travelling in the same direction. The two solitary waves, generated using the Petviashvili method as it is described in Appendix A, have phase speeds $c_s = 1.6$ and 1.4 , respectively. It is known that various small-amplitude dispersive tails emerge after the interaction of solitary waves, which then travel in both directions, [7]. The resolution of the grid with $\Delta x = 0.1$ is adequate to capture the complete picture of the interaction with high resolution and without polluting the solution with small amplitude numerical artefacts.

Figure 7 presents snapshots before, during and after the interaction of the two solitary waves at $t = 0, 240.01, 465.02$ (times rounded to two decimal digits) with Lagrange elements \mathcal{P}^1 and \mathcal{P}^3 ($\Delta x = \Delta t = 0.1$). We observe that the specific discretisation parameters were adequate to describe all of the small-amplitude waves generated by the interaction of the two travelling waves. The interaction as approximated with the conservative Galerkin method with linear elements appears to have acceptable resolution and comparable to the case of cubic elements with the same values $\Delta x = \Delta t = 0.1$. It has been observed in [7] that in the case of finite element spaces with cubic splines the trailing tails are of negligible order of 10^{-10} for $\Delta x = 0.1$.

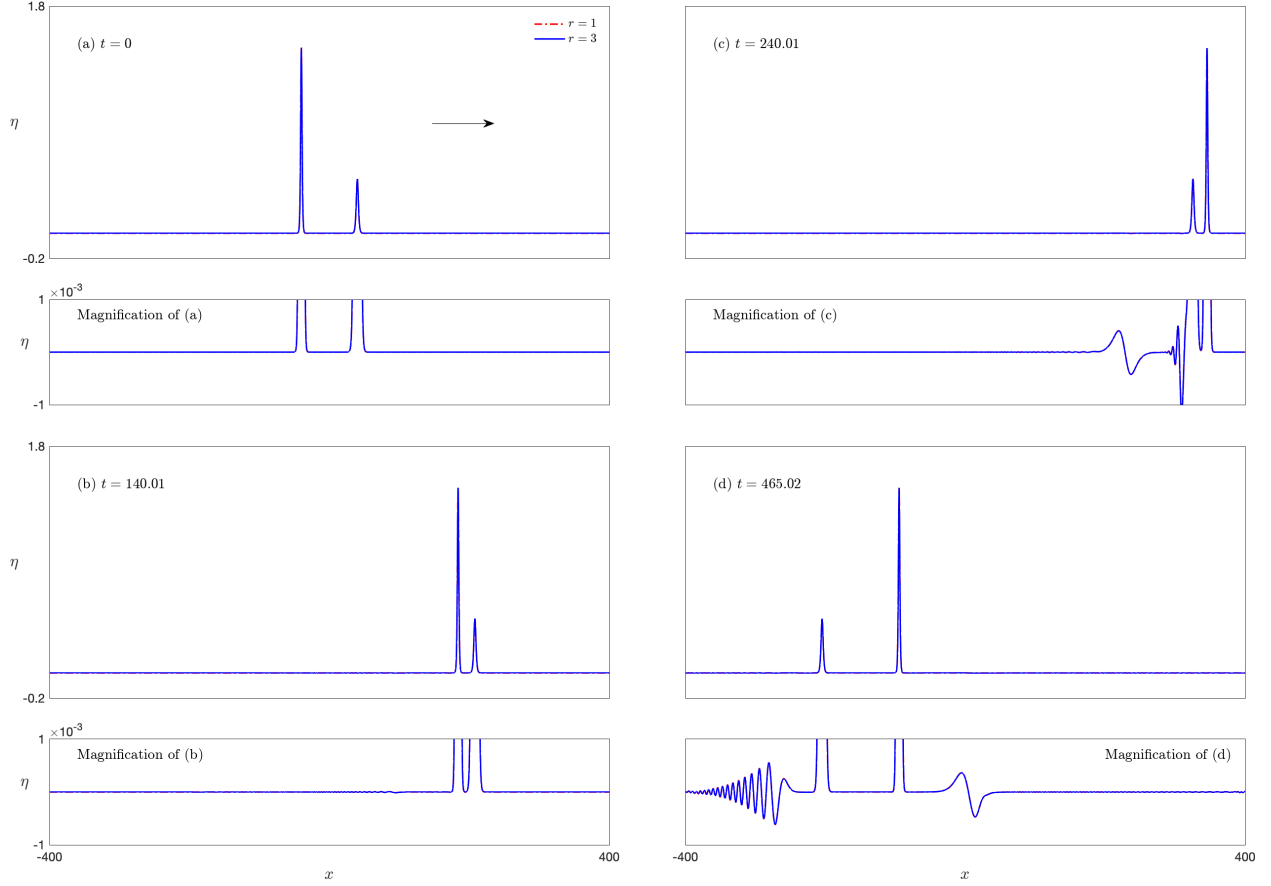


FIGURE 7. Overtaking collision of two solitary waves with speeds $c_s = 1.6$ and 1.4 and magnifications of trailing tails, subject to periodic boundary conditions, using the conservative Galerkin method.

The values of the conserved quantities are shown in Table 15. The conserved quantities agree to almost all digits, except for the energy because the first derivative of the initial condition differs between $r = 1$ and $r = 3$. The errors in the conserved quantities are presented also in Table 15. It is easily observed that the errors of the conserved quantities in the case of $r = 1$ have the same order as those with $r = 3$.

TABLE 15. Conserved invariants \mathcal{M} , \mathcal{I} , \mathcal{H} , \mathcal{E} and their errors, during the interaction of two solitary waves with $c_s = 1.6$ and 1.2 respectively, ($\Delta x = \Delta t = 0.1$, $T = 600$). Periodic boundary conditions, conservative Galerkin method

\mathcal{P}^r	\mathcal{M}	\mathcal{I}	\mathcal{H}	\mathcal{E}
$r = 1$	5.587664655393	4.776980337400	3.711	5.02174343002
$r = 3$	5.58766465539	4.77698033740	3.7115	5.0217441007
\mathcal{P}^r	$E_{\mathcal{M}}$	$E_{\mathcal{I}}$	$E_{\mathcal{H}}$	$E_{\mathcal{E}}$
$r = 1$	7.7272×10^{-14}	7.2831×10^{-14}	2.0891×10^{-4}	2.7445×10^{-12}
$r = 3$	5.4623×10^{-13}	4.3610×10^{-13}	8.0327×10^{-5}	2.3537×10^{-12}

In these experiments the values of γ^n remained bounded in the interval $4.090 \times 10^{-6} < \gamma^n - 1 < 4.205 \times 10^{-5}$ with differences after the fourth decimal digit for both $r = 1$ and $r = 3$. It is important to note that the initial conditions are generated in \mathcal{P}^3 and then interpolated into the space \mathcal{P}^1 . This observation is crucial because using different approximations to the initial conditions will lead to different errors.

5.2. Solitary wave reflection by vertical wall. Hitherto we have been concerned with the conservation properties of classical solitary waves in the case of periodic boundary conditions. In this section we study the conservation of mass and energy in the case of the reflection of a classical solitary wave by a vertical wall. The quantity \mathcal{I} is not preserved by the solution of the BBM-BBM system in the case of reflective boundary conditions ($\eta_x = u = 0$). Because the reflection of a solitary wave by a vertical wall is equivalent to the head-on collision of the same solitary wave with its symmetric image (propagating in the opposite direction) about the wall, we expect that the conservation properties will be very similar to the periodic case.

In this experiment we generate a right-travelling solitary wave with phase speed $c_s = 1.6$ in the interval $[-40, 40]$. Because our numerical method is practically a mixed Galerkin method, Neumann boundary conditions are essential and are enforced explicitly. In both cases of \mathcal{P}^r elements with $r = 1$ and $r = 3$ we use $\Delta x = \Delta t = 0.1$. Figure 8 presents a graphical comparison of the two methods for the reflection of the solitary wave. We observe that the specific values we used for the discretisation parameters are adequate to capture the reflection with high accuracy. The small artificial tails generated due to the approximation of the initial conditions are negligible compared to the tails generated because of the interaction of the travelling wave with the vertical wall.

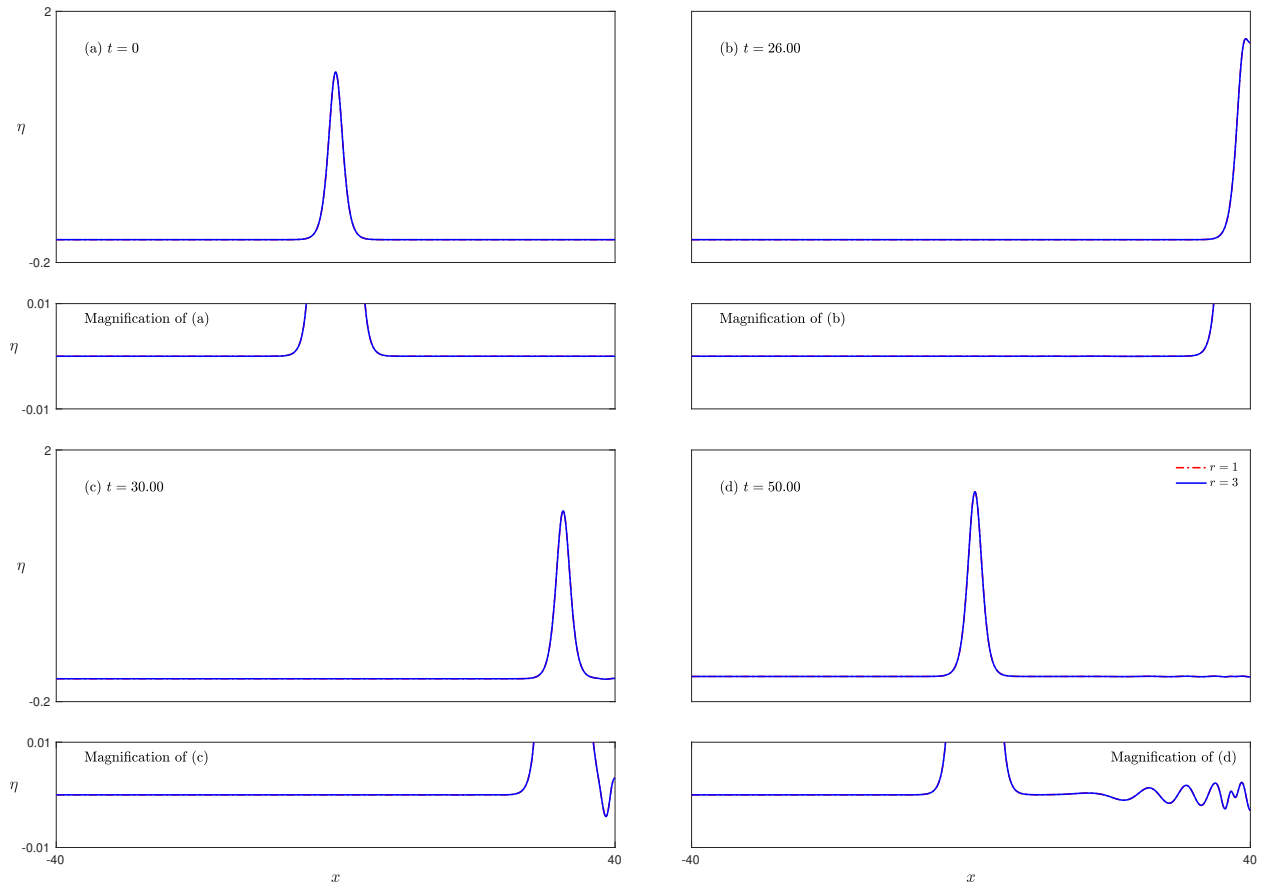


FIGURE 8. Reflection of a solitary wave with speed $c_s = 1.6$ by a vertical wall and magnifications of trailing tails. Reflective boundary conditions

The quantities \mathcal{M} and \mathcal{E} are presented in Table 16. The quantities \mathcal{I} and \mathcal{H} are not preserved even by the exact solution, and thus are not reported here. The conserved quantities have similar accuracy as in the periodic case and the reflective boundary conditions do not interfere with the conservation properties of the method. The errors in these quantities are also presented in Table 16.

Note that for $r = 1$ and $r = 3$ the values of γ^n were very similar and remained bounded in the same interval $6.447 \times 10^{-6} < \gamma^n - 1 < 6.346 \times 10^{-5}$.

TABLE 16. Conserved invariants \mathcal{M} , \mathcal{E} and their errors during the reflection of a solitary wave with speed $c_s = 1.6$, ($\Delta x = \Delta t = 0.1$, $T = 50$). Reflective boundary conditions, conservative Galerkin method

\mathcal{P}^r	\mathcal{M}	\mathcal{E}	$E_{\mathcal{M}}$	$E_{\mathcal{E}}$
$r = 1$	3.8787933082344	4.4967420062505	8.8818×10^{-15}	1.5987×10^{-14}
$r = 3$	3.8787933082344	4.4967426642502	3.8192×10^{-14}	1.5099×10^{-14}

6. CONCLUSIONS

A new fully-discrete scheme for the regularised shallow water Boussinesq system of equations was studied in the cases of periodic and reflective boundary conditions. The new numerical method is based on a mixed Galerkin finite element semidiscretisation in space and a relaxation Runge–Kutta method in time. Experimental studies of the spatial convergence rates reveal an unusual even/odd dichotomy, where optimal rates are observed only for piecewise polynomials of odd degree on spatially uniform grids. Due to the nature of the mixed finite element method, superconvergence is observed for the approximation in the H^1 norm. The new numerical method appears to have similar stability properties while achieving better accuracy compared to its non-conservative standard Galerkin counterpart. The main advantage of the new method is the conservation of the total energy functional and its potential for generalisation to multiple dimensions. Moreover, a study of the propagation of classical solitary waves shows that the numerical solitary waves can travel almost without changing shape over long time intervals by using the new conservative method. The dissipative hump that can be observed in the propagation of a solitary wave when nonconservative methods are used is not observed with the new conservative method. The new method performs very well even when we use low-order finite element methods with coarse grids. This makes the conservative method desirable for long-time simulations and especially when good conservation properties are required by the numerical scheme. The quality of the conservation of the total energy is not affected by the choice of the boundary conditions.

APPENDIX A. PETVIASHVILI ITERATION

Although Boussinesq systems of BBM-BBM type are known to possess classical solitary waves [12, 16], there are no known closed-form solution formulas for such systems. For this reason computational methods are usually employed to generate solutions numerically. In this paper we consider the Petviashvili method [29]. The Petviashvili method is a modified fixed point algorithm for solving nonlinear equations, originally derived for computing travelling wave solutions. Assuming that the solution of (11) is a travelling wave of speed $c_s > 1$ which satisfies the *ansatz*

$$(49) \quad \eta(x, t) = \eta(\xi), \quad u(x, t) = u(\xi),$$

with $\xi = x - c_s t - x_0$, $x_0 \in \mathbb{R}$, substitution in (11) implies that

$$(50) \quad \begin{aligned} -c_s \left(\eta - \frac{1}{6} \eta_{\xi\xi} \right) + (1 + \eta)u &= 0, \\ -c_s \left(\eta - \frac{1}{6} u_{\xi\xi} \right) + \eta + \frac{1}{2} u^2 &= 0. \end{aligned}$$

System (50) is then written in the form

$$(51) \quad \mathcal{L}\mathbf{w} = \mathcal{N}(\mathbf{w}),$$

where $\mathbf{w} = (\eta, u)^T$,

$$(52) \quad \mathcal{L} = \begin{pmatrix} c_s \left(1 - \frac{1}{6} \partial_{\xi}^2 \right) & 1 \\ 1 & c_s \left(1 - \frac{1}{6} \partial_{\xi}^2 \right) \end{pmatrix} \quad \text{and} \quad \mathcal{N}(\mathbf{w}) = \begin{pmatrix} \eta u \\ \frac{1}{2} u^2 \end{pmatrix}.$$

The Galerkin finite element method for solving (51), (52) is the following. Let \mathbf{S}_h be one of the spaces $\mathcal{P}_p^r \times \mathcal{P}_p^r$ or $\mathcal{P}^r \times \mathcal{P}_0^r$; seek an approximation $\mathbf{w}_h = (\eta_h, u_h)^T \in \mathbf{S}_h$ such that

$$(53) \quad \mathcal{L}_h(\mathbf{w}_h, \boldsymbol{\chi}) = (\mathcal{N}(\mathbf{w}_h), \boldsymbol{\chi}), \quad \text{for all } \boldsymbol{\chi} \in \mathbf{S}_h,$$

where

$$(54) \quad \mathcal{L}_h(\mathbf{w}, \boldsymbol{\chi}) := c_s(\eta, \phi) + \frac{1}{6}c_s(\eta_\xi, \phi_\xi) - (w, \phi) + c_s(w, \chi) + \frac{1}{6}c_s(w_\xi, \chi_\xi) - (\eta, \chi),$$

for all $\mathbf{w} = (\eta, u)^T \in \mathbf{S}_h$ and $\boldsymbol{\chi} \in \mathbf{S}_h$. Given an initial guess \mathbf{w}_h^0 for \mathbf{w}_h , the Petviashvili iteration for solving the nonlinear system of equations (53), (54) is then defined as

$$(55) \quad \mathcal{L}_h(\mathbf{w}_h^{n+1}, \boldsymbol{\chi}) = M_n^\gamma (\mathcal{N}(\mathbf{w}_h^n), \boldsymbol{\chi}), \quad \text{for all } \boldsymbol{\chi} \in \mathbf{S}_h, \quad n = 0, 1, \dots,$$

where M_n is defined as

$$M_n := \frac{\mathcal{L}_h(\mathbf{w}_h^n, \mathbf{w}_h^n)}{(\mathcal{N}(\mathbf{w}_h^n), \mathbf{w}_h^n)}.$$

As an initial guess \mathbf{w}_h^0 for the approximation of the solution \mathbf{w}_h we consider the L^2 -projection of a solitary wave of the form $(\eta^0(\xi), u^0(\xi))^T = (A \operatorname{sech}^2(\lambda \xi), c_s \eta^0(\xi)/(1 + \eta^0(\xi)))$, with $c_s := \sqrt{1 + A}$ and $\lambda := \sqrt{3A/4}$. The exponent γ can be any number in the interval $[1, 3]$. As a stopping criterion for the Petviashvili iteration we took

$$R_n := \frac{|\mathcal{L}_h(\mathbf{w}_h^n, \mathbf{w}_h^n) - (\mathcal{N}(\mathbf{w}_h^n), \mathbf{w}_h^n)|}{\|\mathbf{w}_h^n\|_2} < \delta,$$

corresponding to the normalised residual R_n in the n -th iteration falling below an appropriate prescribed tolerance δ . In all the experiments considered in this paper we took $\gamma = 2$ and $\delta = 10^{-10}$.

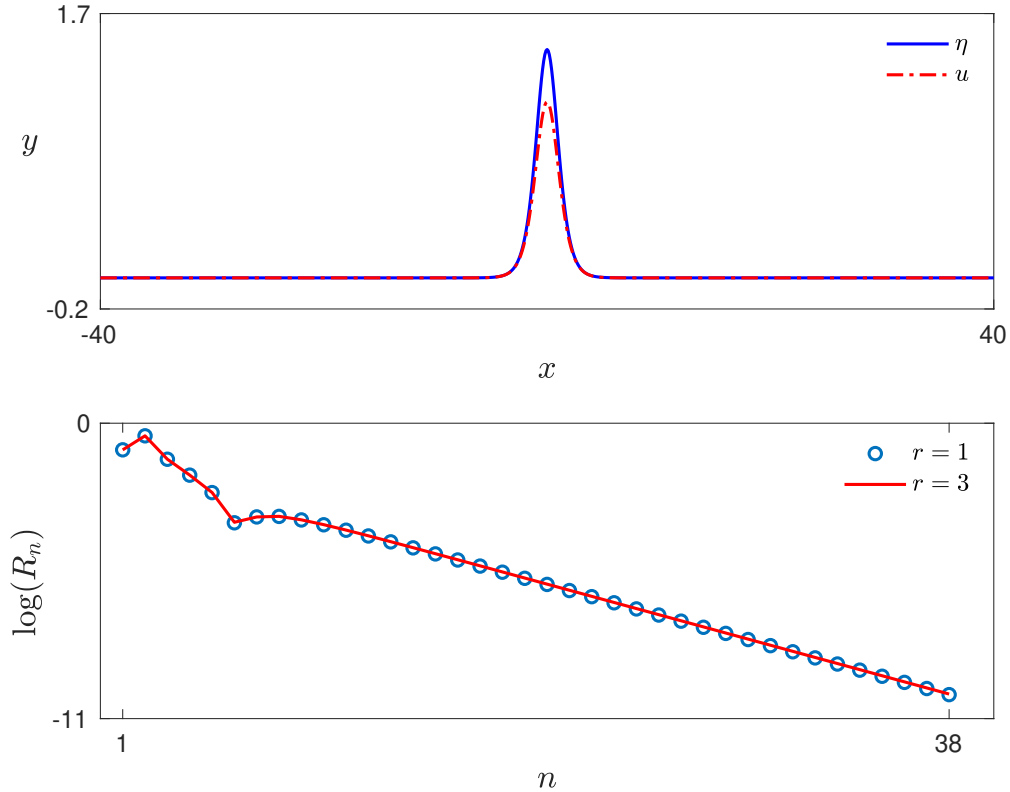


FIGURE 9. Generation of a solitary wave with speed $c_s = 1.6$ using the Petviashvili method. Top panel: solution (η, u) ; bottom panel: logarithm of the residual R_n

We demonstrate the convergence of the Petviashvili method by generating a solitary wave with phase speed $c_s = 1.6$ in the interval $[-40, 40]$ with both periodic and reflective boundary conditions. Figure 9 depicts the solution generated and the logarithm of the residual *versus* iteration number. The results for cubic and linear elements coincide and also the different boundary conditions had no effect on the convergence to the solution. In all cases considered 38 iterations were required to ensure that $|R_n| \leq 10^{-10}$. On the other hand, although the convergence appears to be very similar for cubic and linear elements, including the residuals, the resolution of the numerical solution with cubic elements is better since the derivatives have been approximated with higher accuracy.

REFERENCES

- [1] M. Ainsworth. Dispersive behaviour of high order finite element schemes for the one-way wave equation. *J. Comp. Phys.*, 259:1–10, 2014.
- [2] M. Ainsworth and H. A. Wajid. Dispersive and dissipative behavior of the spectral element method. *SIAM J. Numer. Anal.*, 47:3910–3937, 2009.
- [3] A. Alazman, J. Albert, J. Bona, M. Chen, and J. Wu. Comparisons between the BBM equation and a Boussinesq system. *Adv. Differential Equations*, 11:121–166, 2006.
- [4] M. Alnaes, J. Blehta, J. Hake, A. Johansson, B. Kehlet, A. Logg, C. Richardson, J. Ring, M. Rognes, and G. Wells. The FEniCS Project Version 1.5. *Archive of Numerical Software*, 3(100):9–23, 2015.
- [5] D. Antonopoulos, V. Dougalis, and D. Mitsotakis. Initial-boundary value problems for the Bona-Smith family of Boussinesq systems. *Adv. Differential Equations*, 14:27–53, 2009.
- [6] D. Antonopoulos, V. Dougalis, and D. Mitsotakis. Galerkin approximations of periodic solutions of Boussinesq systems. *Bulletin of the Hellenic Mathematical Society*, 57:13–30, 2010.
- [7] D. Antonopoulos, V. Dougalis, and D. Mitsotakis. Numerical solution of Boussinesq systems of the Bona-Smith family. *Applied numerical mathematics*, 60:314–336, 2010.
- [8] A. Araújo and A. Durán. Error propagation in the numerical integration of solitary waves. The regularized long wave equation. *Applied numerical mathematics*, 36:197–217, 2001.
- [9] T.B. Benjamin. Impulse, flow force and variational principles. *IMA Journal of applied Mathematics*, 32:3–68, 1984.
- [10] D. Boffi, F. Brezzi, and M. Fortin. *Mixed finite element methods and applications*, volume 44. Springer-Verlag Berlin Heidelberg, 2013.
- [11] J. Bona, H. Chen, O. Karakashian, and Yu. Xing. Conservative, discontinuous Galerkin methods for the generalized Korteweg-de Vries equation. *Math. Comp.*, 82(283):1401–1432, 2013.
- [12] J. Bona and M. Chen. A Boussinesq system for two-way propagation of nonlinear dispersive waves. *Physica D: Nonlinear Phenomena*, 116:191–224, 1998.
- [13] J. Bona and M. Chen. Singular solutions of a Boussinesq system for water waves. *J. Math. Study*, 49:205–220, 2016.
- [14] J. Bona, M. Chen, and J.-C. Saut. Boussinesq equations and other systems for small-amplitude long waves in nonlinear dispersive media. i: Derivation and linear theory. *J. Nonlin. Sci.*, 12:283–318, 2002.
- [15] J. Bona, M. Chen, and J.-C. Saut. Boussinesq equations and other systems for small-amplitude long waves in nonlinear dispersive media: II. The nonlinear theory. *Nonlinearity*, 17:925–952, 2004.
- [16] M. Chen. Exact traveling-wave solutions to bidirectional wave equations. *International Journal of Theoretical Physics*, 37:1547–1567, 1998.
- [17] M. Chen. Solitary-wave and multi-pulsed traveling-wave solutions of boussinesq systems. *Applicable Analysis*, 75:213–240, 2000.
- [18] V. Dougalis and D. Mitsotakis. Theory and numerical analysis of boussinesq systems: A review. In N. Kampanis, V. Dougalis, and J. Ekaterinaris, editors, *Effective Computational Methods in Wave Propagation*, pages 63–110. CRC Press, 2008.
- [19] A. Durán, D. Dutykh, and D. Mitsotakis. On the multi-symplectic structure of Boussinesq-type systems. I: Derivation and mathematical properties. *Physica D: Nonlinear Phenomena*, 388:10–21, 2019.
- [20] A. Durán, D. Dutykh, and D. Mitsotakis. On the multi-symplectic structure of Boussinesq-type systems. II: Geometric discretization. *Physica D: Nonlinear Phenomena*, 397:1–16, 2019.
- [21] A. Durán and M.A. López-Marcos. Conservative numerical methods for solitary wave interactions. *J. Phys. A: Math. Gen.*, 36:7761–7770, 2003.
- [22] D. Dutykh, T. Katsaounis, and D. Mitsotakis. Finite volume schemes for dispersive wave propagation and runup. *J. Comp. Phys.*, 230:3035–3061, 2011.
- [23] J. Guzmán and B. Rivière. Sub-optimal convergence of non-symmetric discontinuous Galerkin methods for odd polynomial approximations. *J. Sci. Comput.*, 40:273–280, 2009.
- [24] T. Katsaounis, D. Mitsotakis, and G. Sadaka. Boussinesq-Peregrine water wave models and their numerical approximation. *J. Comp. Phys.*, 417:109579, 2020.
- [25] D. Ketcheson. Relaxation Runge-Kutta methods: Conservation and stability for inner-product norms. *SIAM J. Numer. Anal.*, 57:2850–2870, 2019.
- [26] G. Khakimzyanov, D. Dutykh, Z. Fedotova, and D. Mitsotakis. Dispersive shallow water wave modelling. Part I: Model derivation on a globally flat space. *Commun. Comput. Phys.*, 23:1–29, 2018.

- [27] Y. Liu, C.-W. Shu, and M. Zhang. Sub-optimal convergence of discontinuous Galerkin methods with central fluxes for even degree polynomial approximations. *arXiv preprint arXiv:2001.03825*, 2020.
- [28] B. Pelloni and V. Dougalis. Numerical modelling of two-way propagation of non-linear dispersive waves. *Math. Comp. Simul.*, 55:595–606, 2001.
- [29] V.I. Petviashvili. Equation of an extraordinary soliton(ion acoustic wave packet dispersion in plasma). *Sov. J. Plasma Phys.*, 2:257–258, 1976.
- [30] H. Ranocha, L. Dalcin, and M. Parsani. Fully-discrete explicit locally entropy-stable schemes for the compressible Euler and Navier-Stokes equations. *Computers and Mathematics with Applications*, 80(5):1343–1359, 07 2020.
- [31] H. Ranocha and D. Ketcheson. Relaxation Runge-Kutta methods for Hamiltonian problems. *Journal of Scientific Computing*, 84(1), 07 2020.
- [32] H. Ranocha, L. Lóczy, and D. Ketcheson. General relaxation methods for initial-value problems with application to multistep schemes. *Numerische Mathematik*, 146:875–906, 10 2020.
- [33] H. Ranocha, D. Mitsotakis, and D. Ketcheson. A broad class of conservative numerical methods for dispersive wave equations. *Submitted*, 2020.
- [34] H. Ranocha, M. Sayyari, L. Dalcin, M. Parsani, and D. Ketcheson. Relaxation Runge-Kutta methods: Fully-discrete explicit entropy-stable schemes for the compressible Euler and Navier-Stokes equations. *SIAM Journal on Scientific Computing*, 42(2):A612–A638, 03 2020.
- [35] J. C. Xavier, M. A. Rincon, D. G. Alfaro Vigo, and D. E. Amundsen. Stability analysis for a fully discrete spectral scheme for Boussinesq systems. *Applicable Analysis*, 97:610–632, 2018.
- [36] M. Zennaro. Natural continuous extensions of Runge-Kutta methods. *Math. Comp.*, 46:119–133, 1986.

D. Mitsotakis: VICTORIA UNIVERSITY OF WELLINGTON, SCHOOL OF MATHEMATICS AND STATISTICS, PO BOX 600, WELLINGTON 6140, NEW ZEALAND

Email address: dimitrios.mitsotakis@vuw.ac.nz

H. Ranocha: KING ABDULLAH UNIVERSITY OF SCIENCE AND TECHNOLOGY (KAUST), COMPUTER ELECTRICAL AND MATHEMATICAL SCIENCE AND ENGINEERING DIVISION (CEMSE), THUWAL, 23955-6900, SAUDI ARABIA

Email address: mail@ranocha.de

D. I. Ketcheson: KING ABDULLAH UNIVERSITY OF SCIENCE AND TECHNOLOGY (KAUST), COMPUTER ELECTRICAL AND MATHEMATICAL SCIENCE AND ENGINEERING DIVISION (CEMSE), THUWAL, 23955-6900, SAUDI ARABIA

Email address: david.ketcheson@kaust.edu.sa

E. Süli: UNIVERSITY OF OXFORD, MATHEMATICAL INSTITUTE, OXFORD OX2 6GG, UK

Email address: Endre.Suli@maths.ox.ac.uk