
Attention-aware Inference: Generating Summarization Texts According to Attention Distributions

Ye Ma, Zixun Lan, Lu Zong
ye.ma@xjtlu.edu.cn

Abstract

This paper proposes a novel inference algorithm for seq-to-seq models. It corrects beam search step-by-step via the optimal attention distribution to make the generated text attend to source tokens in a controlled way. Experiments show the proposed attention-aware inference produces summaries rather differently from the beam search, and achieves promising improvements of higher scores and greater conciseness. The algorithm is also proven robust as it remains to outperform beam search significantly even with corrupted attention distributions.

1 Introduction

Attention-aware inference refers to the usage of the attention distribution to guide the source content to generated texts. It first came into view in GNMT [30] and is called the coverage function in that paper. The coverage function uses the attention distribution of a generated sequence to judge whether it fully covers the source. The attention distribution is a vector that contains the total attention each source token receives from the generated sequence, namely $[\sum_{t=1}^T \alpha_{t,1}, \dots, \sum_{t=1}^T \alpha_{t,n}]$ where n and T indicates the length of source and generation, and $\alpha_{t,i}$ indicates the amount of attention the t_{th} generated token pays to the i_{th} source token. The coverage penalty function \mathcal{CP} is defined as:

$$\mathcal{CP} = \sum_{i=1}^n \log \min\left(\sum_{t=1}^T \alpha_{t,i}, 1\right). \quad (1)$$

where it penalizes the situation that some attention values in the attention distribution is smaller than 1. GNMT [30] creatively use the attention distribution to guide the text generation, but is very crude and limited to the following pitfalls. ① The function is not well-designed since it doesn't penalize overvalued attention if 1 is regarded as the optimal value. ② It gives an suspicious optimal attention distribution based on an assumption that attention distribution follows a uniform distribution (i.e. all optimal attention values are the same), but even in translation tasks, the assumption deviates from reality. Actually, at any text generation task, the real optimal distribution is available in the training set and can be predicted by the source. Before works [7, 17, 26, 18] that follows GNMT's penalty function are all confined to not knowing exactly how much attention should be assigned to each token. ③ It can only score generated sequences that have been terminated, so it lacks the ability to correct beam search step by step.

This paper explores a novel way to score beams at each step based on the predicted optimal attention distribution. Given an optimal attention distribution that the reference assigns to the source tokens, the attention-aware inference generates a sequence with the attention distribution closest to the optimality by correcting beam search step by step. It is found that summaries generated by attention-aware are rather different from beam search generations, and achieves higher ROUGE scores and greater conciseness (see *Att-aware* in Table 1). Besides, the generation style of a dataset could be transferred by its attention distribution. For example we generate higher-abstractive summaries for

Table 1: Use BART [14] fine-tuned in CNN/DM to generate summaries. *Att-aware* uses the attention distribution learned from CNN/DM, while *Att-aware♣* uses the attention distribution learned from XSUM. See Appendix E for more examples.

<i>Beam search</i>	President Obama says climate change is a public health issue that affects all of us . Obama: "No challenge poses more of a public threat than climate change" Obama: "Millions of people would lose their health insurance" if Affordable Care Act is not upheld . Obama: "I am not anticipating the Supreme Court would make such a bad decision"
<i>Att-aware</i>	President Obama says climate change is a public health issue that affects all of us . He says the average American can do their part to reduce their own carbon footprint . Obama did not appear particularly concerned about the Supreme Court challenge to the Affordable Care Act .
<i>Att-aware♣</i>	President Barack Obama says climate change is a public health issue . He says the average American can do their part to reduce their carbon footprint .
<i>Beam search</i>	The P5+1 reached a framework agreement with Iran over the country’s nuclear program . The parties have until the end to June to work out the details and put the plan to paper . But the talks this week were, nevertheless, historic, particularly for the otherwise frozen U .S .-Iranian relationship ."
<i>Att-aware</i>	Talks between world powers and Iran over Iran’s nuclear program wrap up in Lausanne, Switzerland . The site of the talks is a five-star hotel on the shores of Lake Geneva . More than 600 reporters were credentialed to cover the talks .
<i>Att-aware♣</i>	Talks on Iran’s nuclear program wrap up in Lausanne, Switzerland . The site of these negotiations is also a gilded cage.

CNN/DM whose references are lowly abstractive by only replacing its own attention distribution to a highly-abstractive distribution during inference, as presented in *Att-aware♣* of Table 1.

This paper makes the following contributions:

- This paper is the first to learn an optimal attention distribution for improving beam search.
- This paper designs a novel attention scoring mechanism to evaluate the attention distribution at each inference step. The attention score can be well integrated into beam search so that there is only $\mathcal{O}(\mathcal{K})$ more time complexity at each inference step where \mathcal{K} is the beam size.
- Experiments shows our decoding strategy helps BART [14] produce more refined summaries, achieving SOTA ROUGE results of abstractive summarization in the CNN/DM dataset.

The proposed method is robust in enhancing beam search and generating meaningful texts even though the attention distribution used is corrupted or not of its own. Besides, the decoding strategy is generic and can be applied into other text generation tasks. The only cost of the attention-aware inference is that an additional model needs to be trained to predict the optimal attention distribution.

2 Related Work

Decoding strategy for improving beam search. Following GNMT’s coverage function, some works [7, 17, 26] explore possible extensions of the attention distribution in Neural Abstractive Summarization, but they only focus on avoiding highly regarded tokens without knowing exactly how much attention each source token should receive. Li et al. [18] directly replaces 1 in Eq.1 by a hyper-parameter, which still wrongly assumes the attention distribution follows uniform distribution. In addition to the attention distribution, other techniques are developed to improve beam search for translation inference in terms of length bias [31], diversityless [28] and degradation as beam size increases [25, 5].

Guided Summarization. The proposed decoding strategy uses the optimal attention distribution to guide the summary generation. The guidance can also come from keywords [7, 16, 15], token length [13, 22], salient sentence/paragraph [20, 3, 21, 4, 32, 23], retrieved summaries [2], knowledge graph [34], semantic dependency [11], text style [10] and so on. All mentioned works don’t adopt a pure decoding strategy to boost summarization like this study. By contrast, our approach has two advantages: ① It can be straightforwardly applied into the pre-trained summarization model without changing its parameters and architecture. ② It selects contents only at inference time, ensuring the integrity of inputs, so as to avoid the information loss.

3 Preliminary

3.1 BART

The proposed decoding strategy is applied in the BART [14] architecture to perform summarization. BART is a pre-trained seq-to-seq model whose structure essentially follows a vanilla Transformer encoder-decoder [27]. **Note that BART used in this paper is fine-tuned by [14] and of no gradient.**

3.2 Cross Attention

Cross attention refers to the attention value that a token in the target sequence gives to a source token. For example, in Transformer [27], cross attention is calculated by a multi-head attention mechanism¹ which connects the encoder and decoder, we call such mechanism as cross attention mechanism $\text{CrossAtt}(\cdot)$. Given a source sequence $\mathbf{x} = (x_1, \dots, x_n)$, a target sequence $\mathbf{y} = (y_0, \dots, y_T)$ and seq-to-seq model parameters θ , the cross attention $\alpha_{t,i}$ is calculated by:

$$\alpha_t = \text{CrossAtt}(\theta, \mathbf{x}, \mathbf{y}_{<t}), t \geq 1 \quad (2)$$

where $\alpha_t = [\alpha_{t,1}, \dots, \alpha_{t,n}]$ ($\sum_{i=1}^n \alpha_{t,i} = 1$) and $\alpha_{t,i}$ indicates the attention value that the t_{th} target token y_t assigns to the i_{th} source token x_i , and $\mathbf{y}_{<t} = \mathbf{y}_{t-1} = (y_0, \dots, y_{t-1})$ where y_0 is a start token. Note although we regard $\alpha_{t,i}$ as the attention given by y_t , but actually it is only dependent on \mathbf{y}_{t-1} because the decoder is an auto-regressive model. With trained parameters θ , both sources and reference targets are available in the training set, thus the attention given by reference tokens can be achieved, called optimal cross attention $\alpha_{t,i}^o$. At inference time, the target sequence is formed token by token, so the cross attention for y_t is calculated by the sequence generated before t . Since there often generate several different candidate sequences at each decoding step, we name such cross attention as candidate cross attention $\alpha_{t,i,k}^c$ where k denotes the k_{th} candidate sequence.

3.3 Beam Search

Since the decoder of seq-to-seq model is an auto-regressive model, so the sequence probability can be factorized into the conditional probability of token at each decoding step t , i.e.,

$$p(\mathbf{y}|\mathbf{x}) = \prod_{m=1}^T p(y_m|\mathbf{x}, \mathbf{y}_{<m}), T \geq 1 \quad (3)$$

when $T = 0$, $\mathbf{y} = (y_0)$ and $p(y_0|\mathbf{x}) = 1$ because y_0 is a fixed start token.

Beam search is a decoding strategy to predict a sequence by maximizing such factorization. Given a vocabulary set \mathcal{V} , at each inference step t , beam search selects a beam set $\mathcal{B}_t = \{\mathbf{b}_t^1, \dots, \mathbf{b}_t^K\}$ (where each beam $\mathbf{b}_t^k = (b_0^k, \dots, b_t^k)$ is a candidate sequence) from a huge beam set \mathcal{B}'_t of size $\mathcal{K} \times |\mathcal{V}|$, namely,

$$\mathcal{B}'_t = \{\mathbf{b}_{t-1}^k \circ v \mid \mathbf{b}_{t-1}^k \in \mathcal{B}_{t-1} \text{ and } v \in \mathcal{V}\} \quad (4)$$

$$\mathcal{B}_t = \{\mathbf{b}_t^k \mid \mathbf{b}_t^k = \text{argtopk}(\log p(\mathbf{b}_t|\mathbf{x})), \mathbf{b}_t \in \mathcal{B}'_t, t \geq 1\} \quad (5)$$

where $\text{argtopk}(\cdot)$ outputs \mathcal{K} beams with the highest conditional probability, and \circ is the concatenation operation. Besides, $\mathcal{B}_0 = \{b_0^1, \dots, b_0^K\}$ where b_0^k is the start token. From Eq. 3, we can see $\log p(\mathbf{b}_t|\mathbf{x})$ is an accumulated value, so its calculation can be simplified as:

$$\log p(\mathbf{b}_t|\mathbf{x}) = \log p(\mathbf{b}_{t-1}^k|\mathbf{x}) + \log p(v|\mathbf{x}, \mathbf{b}_{t-1}^k), t \geq 2 \quad (6)$$

where the value of $\log p(\mathbf{b}_{t-1}^k|\mathbf{x})$ has been computed at the previous step, so at each step, we only need to calculate the condition probability of each token in the vocabulary set. And at the first inference step, $\log p(\mathbf{b}_1|\mathbf{x}) = \log p(v|\mathbf{x}, b_0^k)$ due to $\log p(b_0^k|\mathbf{x}) = 0$.

¹mean pooling is used for multi-layers and multi-heads.

A beam is terminated after it generates an ending token, and the beam set of \mathcal{K} terminated beams is defined as \mathcal{Y} . The final hypothesis \mathbf{y}^* is chosen from \mathcal{Y} based on the beam probability normalized by $length^\alpha$ where α is a hyper-parameter of length [30]:

$$\mathbf{y}^* = \operatorname{argmax}_{\mathbf{y}^k \in \mathcal{Y}} \frac{\log p(\mathbf{y}^k | \mathbf{x})}{(|\mathbf{y}^k| - 1)^\alpha} \quad (7)$$

where $\mathbf{y}^k = (y_0^k, \dots, y_T^k)$ and we use $|\mathbf{y}^k| - 1$ because we don't consider the start token when calculating length.

4 Attention-aware Inference

4.1 Attention score

In the training set, the optimal attention distribution O can be attained by the optimal cross attention $\alpha_{t,i}^o$:

$$O = [o_1, o_2, \dots, o_n], \quad o_i = \sum_{t=1}^T \alpha_{t,i}^o \quad (8)$$

where $O \in \mathbb{R}^n$ and n indicates the length of tokens in the source, and o_i refers to the total attention that the reference attends to the i_{th} source token. Moreover, its sum $\sum_{i=1}^n o_i = \sum_{i=1}^n \sum_{t=1}^T \alpha_{t,i}^o = T$ because $\sum_{i=1}^n \alpha_{t,i}^o = 1$ according to the computational principle of attention, where T exactly equals the reference length, namely optimal length Z . Correspondingly, we define the attention distribution calculated by the candidate cross attention $\alpha_{t,i,k}^c$ as the candidate attention distribution C_t^k ,

$$C_t^k = [c_{t,i}^k, c_{t,2}^k, \dots, c_{t,n}^k], \quad c_{t,i}^k = \sum_{m=1}^t \alpha_{m,i,k}^c \quad (9)$$

where $c_{t,i}^k$ denotes the total attention paid to the i_{th} source token by the beam sequence (b_1^k, \dots, b_t^k) . As mentioned in § 3.2, $c_{t,i}^k$ is only dependent on $\mathbf{b}_{t-1}^k = (b_0^k, \dots, b_{t-1}^k)$. Thus the attention scoring function $\mathcal{A}(\cdot)$ at the step t depends on \mathbf{b}_{t-1}^k ,

$$\mathcal{A}(\mathbf{b}_{t-1}^k) = \frac{\sum_{i=1}^n \min(c_{t,i}^k, o_i)}{\zeta_t^k}, \quad t \geq 1 \quad (10)$$

$$\zeta_t^k = \sum_{i=1}^n c_{t,i}^k \quad (11)$$

where ζ_t^k indicates the total attention that the generated sequence (b_1^k, \dots, b_t^k) gives to the source, and $\zeta_t^k = |\mathbf{b}_{t-1}^k| = t$ because the assignable attention for each generated token is 1. Different from Eq. 1 which reaches optimality when each candidate attention value is equal to or greater than 1, Eq. 10 gets the maximum score 1 provided that each $c_{t,i} \leq o_i$. The reason for this design is that we desire the candidate attention value $c_{T,i}$ at the terminated step is exactly equal to o_i and we have $c_{T,i} > c_{t,i}$ for $t < T$ ($c_{t,i}$ monotonically increases on t due to $\alpha_{m,i,k}^c > 0$). Therefore, at any step the attention $c_{t,i}$ should not surpass o_i , otherwise the attention score will decline and the penalty depends on the total amount by which these $c_{t,i}$ exceed o_i . Related theorem and proof are as follows:

Theorem 4.1. *Given $S_t^k = \{s = c_{t,i}^k - o_i | c_{t,i}^k > o_i, i = 1, \dots, n\}$ and $S_t^k = \sum_{s \in S_t^k} s$, $S_t^k \geq 0$, $\mathcal{A}(\mathbf{b}_{t-1}^k)$ goes down with S_t^k going up.*

Corollary 4.1.1. *The bound of $\mathcal{A}(\mathbf{b}_{t-1}^k)$ is between 0 and 1.*

Proof. See Appendix A. □

There is a **problem** for Eq.10 that is when $t = T$ it fails to penalize a situation of all $c_{T,i} < o_i$, implying the terminated beam length ζ_T^k is shorter than the optimal length $Z = \sum_{i=1}^n o_i$, so it could be avoided by adding a length reward mechanism for a terminated beam. We will introduce this mechanism at the ending of this subsection.

At the decoding step t , the total attention score achieved by a beam is defined as:

$$A(\mathbf{b}_{t-1}^k) = \prod_{m=1}^t \mathcal{A}(\mathbf{b}_{m-1}^k) \quad (12)$$

Thus, the jointly scoring function $J(\cdot)$ is modified from Eq.6:

$$\begin{aligned} J(\mathbf{b}_t, \mathbf{x}) &= \log p(\mathbf{b}_{t-1}^k | \mathbf{x}) + \beta \log A(\mathbf{b}_{t-1}^k) + \log p(v | \mathbf{x}, \mathbf{b}_{t-1}^k) \\ &= \sum_{m=1}^{t-1} (\log p(b_m | \mathbf{x}, (\mathbf{b}_{t-1}^k)_{< m}) + \beta \log \mathcal{A}(\mathbf{b}_{m-1}^k)) + \log p(v | \mathbf{x}, \mathbf{b}_{t-1}^k) + \beta \log \mathcal{A}(\mathbf{b}_{t-1}^k) \\ &= J(\mathbf{b}_{t-1}, \mathbf{x}) + \log p(v | \mathbf{x}, \mathbf{b}_{t-1}^k) + \beta \log \mathcal{A}(\mathbf{b}_{t-1}^k), \quad t \geq 2 \end{aligned} \quad (13)$$

where β is a hyper-parameter of attention score. Similar to $\log p(\mathbf{b}_t | \mathbf{x})$ in Eq.6, $J(\mathbf{b}_t, \mathbf{x})$ is also an accumulative score, so at each step t we only need to compute $p(v | \mathbf{x}, \mathbf{b}_{t-1}^k)$ and $\mathcal{A}(\mathbf{b}_{t-1}^k)$. Compared with Eq.6, time complexity at each step only increases $\mathcal{O}(\mathcal{K})$ as there are \mathcal{K} beams \mathbf{b}_{t-1} . Replacing $\log p(\mathbf{b}_t | \mathbf{x})$ in Eq.5 by $J(\mathbf{b}_t, \mathbf{x})$, we can select top \mathcal{K} beams at each inference step according to both probability distribution and attention distribution.

Considering the problem mentioned before, the final hypothesis is thus defined as:

$$\mathbf{y}^* = \operatorname{argmax}_{\mathbf{y}^k \in \mathcal{Y}} \left[\frac{J(\mathbf{y}^k, \mathbf{x})}{|\mathbf{y}^k| - 1} + \gamma R(\zeta_T^k, Z) \right] \quad (14)$$

where $R(\cdot)$ is the length reward function dependent on the optimal length Z and ζ_T^k which is the total attention that a terminated generation (y_1^k, \dots, y_T^k) gives to the source and exactly equals $|\mathbf{y}^k| - 1$. Besides, γ is a hyper-parameter of the length reward. We throw α in Eq.7 because it can only adjust the length preference but can not control the length around a specific number like the length reward mechanism.

The design of $R(\cdot)$ could be very simple and you only need to make it maximum at $\zeta_T^k = Z$. However, in this paper we design a step-by-step length reward mechanism $\mathcal{R}(\zeta_t^k, Z)$ so that its cumulative score can be calculated like the attention score, which is beneficial to balancing both. The design details are available in the Appendix B, here we only describe the design results and the advantages of such a design.

$$\mathcal{R}(\zeta_t^k, Z) = -\frac{|\zeta_t^k - \frac{Z}{\sqrt{2}} - 0.5|}{Z} \quad (15)$$

The Eq.13 is thus expanded to:

$$\begin{aligned} J(\mathbf{b}_t, \mathbf{x}) &= \log p(\mathbf{b}_{t-1}^k | \mathbf{x}) + \beta [\log A(\mathbf{b}_{t-1}^k) + \gamma \sum_{m=1}^t \mathcal{R}(\zeta_m^k, Z)] + \log p(v | \mathbf{x}, \mathbf{b}_{t-1}^k) \\ &= J(\mathbf{b}_{t-1}, \mathbf{x}) + \log p(v | \mathbf{x}, \mathbf{b}_{t-1}^k) + \beta [\log \mathcal{A}(\mathbf{b}_{t-1}^k) + \gamma \mathcal{R}(\zeta_t^k, Z)], \quad t \geq 2 \end{aligned} \quad (16)$$

In this case, the final score of \mathbf{y}^k is re-defined as

$$\mathbf{y}^* = \operatorname{argmax}_{\mathbf{y}^k \in \mathcal{Y}} \frac{J(\mathbf{y}^k, \mathbf{x})}{|\mathbf{y}^k| - 1} \quad (17)$$

The original $R(\zeta_T^k, Z)$ in Eq.14 has been integrated into $J(\mathbf{y}^k, \mathbf{x})$, and exactly equals $\frac{\sum_{t=1}^T \mathcal{R}(\zeta_t^k, Z)}{|\mathbf{y}^k| - 1} = \frac{\sum_{t=1}^{\zeta_T^k} \mathcal{R}(t, Z)}{\zeta_T^k}$ which gets the maximum at $\zeta_T^k = Z$. Related theorem and proof are available in Appendix B.1.

It should be mentioned our step-by-step length reward make no effect on the beam selection at each step, because beams being generated always share the same length. In other words, the effect of our length reward mechanism is equal to only giving a reward to terminated beams. In spite of this, we still prefer to give a score to length at each step so that the length reward mechanism can better balance its relationship with the attention score, and as shown in Eq.16 and Eq.17 the whole calculation process is more like beam search. In order to avoid some possible disputes, we don't include the step-by-step length reward into the paper contributions and we regard Eq.14 as the general scoring formula of \mathbf{y}^k .

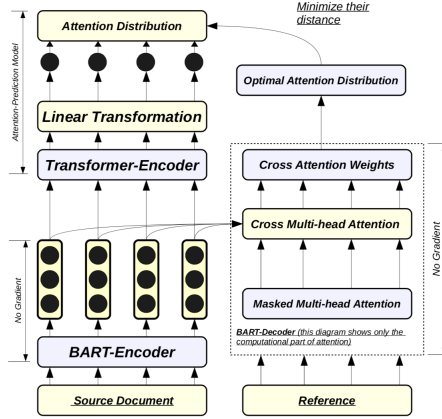


Figure 1: The training process of the attention prediction model.

4.2 Learn the Optimal Attention Distribution

At inference time, the reference is unknown thus the optimal attention distribution could only be predicted from the source. We construct an attention-prediction model to learn the relationship between the source tokens and the optimal attention distribution as presented in Figure 1.

The source tokens are represented by the BART-encoder as $r_x \in \mathbb{R}^{n \times d}$, where n and d indicate the source length and dimension, respectively. The input of the attention-prediction model is r_x plus learnable positional encodings $r_p \in \mathbb{R}^{N \times d}$ ($N \gg n$) which are randomly initialized. The input is fed to a vanilla Transformer-encoder to obtain r'_x that is encoded with additional context information. The following is a linear transformation with an exponential function:

$$\hat{O} = \exp[r'_x \mathbf{w} + \mathbf{b}] \quad (18)$$

where $\hat{O} \in \mathbb{R}^{n \times 1}$ refers to the prediction of O , $\mathbf{w} \in \mathbb{R}^{d \times 1}$ and $\mathbf{b} \in \mathbb{R}^{n \times 1}$ are the learnable weights and biases. The exponential function is imposed on it to ensure $\hat{O} > 0$.

Given that our objective is to minimize the distance between \hat{O} and O , the loss is defined as the Euclidean distance between the two:

$$\mathcal{L} = \|\hat{O} - O\|_2 \quad (19)$$

The predicted optimal length \hat{Z} is exactly equal to the sum of elements in \hat{O} . It does not affect the length reward mechanism whether \hat{Z} is an integer.

5 Experiment Setups

Tasks. The primary target of this paper is to examine the attention-aware inference in **summarization** tasks. Specifically, CNN/DM [9] is a lowly-abstractive dataset whose summaries are often similar to some source sentences, whilst XSUM [6] is a highly-abstractive dataset whose summaries are typically rather short with even one sentence. We use the fine-tuned parameters for CNN/DM and XSUM provided by [14]. We validate the **robustness** by observing whether attention-aware can still produce meaningful texts and improve beam search when ① adopting the attention-prediction model learned from other dataset, ② learning the optimal attention distribution from a BART model which fails to learn sufficient probability distribution. In both cases, attention-aware inference need to generate texts with corrupted attention distribution. For ①, we directly use the attention distribution learned from XSUM to guide the decoding of CNN/DM. For ②, we test attention-aware on a new dataset NEWSRoom [8] without fine-tuning BART on it.

Decoding Strategy for Comparison. The baselines should meet the following conditions at the same time: ① it must be a inference algorithm. ② it can be applied to the pre-training model straightforwardly. ③ It is applicable to the summarization task. The following baselines are used,

namely ① **beam search** with some simple length regularizations (i.e., α in Eq.7, accompanied with two hard constraints, namely minimum length and maximum length) is a hard-to-beat baseline and has proven its superiority in practice for countless times [24]. ② **Cheating attention-aware inference** uses the same algorithm as the proposed attention-aware inference except replacing the predicted attention distribution by the true ones. ③ **Abbreviated attention-aware** is a crude version of the attention-aware inference, which only re-scores the terminated beams instead of the step-wise dynamic scoring. It is similar to the GNMT’s coverage penalty [30] except the optimal attentions are obtained by the suggested prediction model. ④ **CTRL repetition penalty** [12] has similar motivation to the coverage mechanism in pointer-generator [26], and redefines the probability distribution of next token during inference based on the generated tokens in order to avoid repetition. It should be mentioned since BART [14] barely generates meaningless repetitions, we include this approach only to validate whether such method enhances beam search.

Implementation Details. A 2-layer transformer is used in the attention-prediction model and each layer is kept the same as that in the BART-encoder. The optimizer is the Adabelief-optimizer [35] with eps $1e - 16$, betas (0.9, 0.999) and weight decay $1e - 4$. The attention-prediction model is trained on the training set for about 50,000 steps and checkpoints are saved per 10,000 steps in order to select the best checkpoints on the development set. Since the attention prediction is different from common classification tasks, we have summarized two notable points after several attempts: ① The dropout rate should be 0. ② A small learning rate is preferred. For example, we use $5e - 4$ for the first 10,000 steps, $5e - 5$ for the second 10,000 steps, $2e - 5$ for the next 20,000 steps and $2e - 6$ for the final 10,000 steps. All experiments are conducted on 3 RTX 6000. We include the attention-aware inference in the generation code of *HuggingFace transformers* [29]. At the time of evaluation, ROUGE-1, ROUGE-2 & ROUGE-L (R-1, R-2 & R-L) scores [19] are used, and to be fair, we use the ROUGE code² used by BART [14].

Hyper-parameter Selection. Though the attention-aware inference requires two new hyper-parameters γ and β , some original hyper-parameters of beam search, such as length penalty and minimum length, are omitted. The searching scopes of β and γ are in [2, 4, 6, 10, 12, 15, 18, 20] and [0, 0.5, 1, 1.5, 2], respectively. According to the numerical tests on the development set, we finally choose $\beta = 12$, $\gamma = 1$ for CNN/DM and $\beta = 4$, $\gamma = 0$ for XSUM. Since limited improvement could be observed from larger γ ’s, we recommend $\gamma = 1$ for datasets of normal target length. The beam sizes \mathcal{K} follows the setups in BART [14].

6 Results

Table 2: ROUGE F_1 scores of summaries generated by different inference algorithms. Results in parentheses indicates their improvements are not from using different decoding strategies.

	CNN/DM ($\mathcal{K} = 4$)			XSUM ($\mathcal{K} = 6$)		
	R-1	R-2	R-L	R-1	R-2	R-L
<i>BART + cheating attention-aware ($\gamma = 1$)</i>	51.85	28.13	48.68	49.50	26.24	41.13
<i>-w/o length reward ($\gamma = 0$)</i>	50.46	27.53	47.43	48.92	26.48	41.45
<i>BART + cheating abbreviated attention-aware</i>	46.18	23.10	42.92	46.69	23.41	38.57
<i>BART + beam search [14]</i>	44.16	21.28	40.90	45.14	22.27	37.25
<i>+ length reward</i>	44.12	21.29	40.91	44.99	21.83	36.83
<i>+ CTRL repetition penalty</i>	44.11	21.14	40.87	45.16	22.26	37.23
<i>PEGASUS + beam search [33] (Previous SOTA)</i>	(44.17)	(21.47)	(41.11)	(47.21)	(24.56)	(39.25)
<i>BART + R3F + beam search [1] (Previous SOTA)</i>	(44.38)	(21.53)	(41.17)	-	-	-
<i>BART + abbreviated attention-aware</i>	44.74	21.69	41.48	44.54	21.82	36.97
<i>BART + attention-aware ($\gamma = 1.5$)</i>	45.13	21.77	42.04	45.44	22.15	37.11
<i>-w/o length reward ($\gamma = 0$)</i>	44.39	21.58	41.41	45.57	22.60	37.61

Summarization. The ROUGE F_1 scores of CNN/DM and XSUM are presented in Table 2. It is observed that ① With the only change of inference algorithm, the results achieved on both datasets outperform those in [14] significantly. We achieve a new STOA in CNN/DM, while in XSUM our results are lower than the previous SOTA due to the gap in the pre-training model (PEGASUS [33] uses a deeper Transformer and is pre-trained on a larger dataset). ② The performance of cheating proves that the proposed inference algorithm makes sense in terms of incorporating the attention

²<https://github.com/pltrdy/files2rouge>

distribution to enhance beam search. The ablation results show length reward plays a key role in generating normal-length summaries but causes declined ROUGE scores when producing very short summaries. ③ Since cheating results represent the maximal calibre of a method, it is obvious that the benefit of using the optimal attention distribution only in the last step (i.e. abbreviated attention-aware) is fairly limited. For some tasks such as XSUM where higher probability matches higher ROUGE score well, the contribution of the abbreviated attention-aware to beam search is even negative.

A good summary describes important information in a condensed text. By using the attention-aware inference, generated summaries are **not only of higher quality but also shorter**. Table 3 shows that the average length of attention-aware summaries is very close to the reference length. Beam search tends to generate longer summaries, even when the minimum length is set to 0.

Table 3: ♣: using attention distribution learned from XSUM. *: hyper-parameter searching result of [14]

CNN/DM	Token length
<i>reference</i>	67.5
<i>beam search</i> (<i>min_len</i> = 55*)	82.3
<i>attention-aware</i> ($\gamma = 1.5$)	64.9
<i>beam search</i> (<i>min_len</i> = 0)♠	78.2
<i>attention-aware</i> ($\gamma = 0$)♣	53.2

Table 4: Generating CNN/DM summaries with XSUM’s style.

$\beta = 20, \gamma = 0$		R-1	R-2	R-L
<i>beam search</i> ♠	F_1	43.63	20.95	40.35
<i>att-aware</i> ♣		43.62	20.38	40.58
<i>beam search</i> ♠	R	48.93	23.40	45.22
<i>att-aware</i> ♣		40.36	18.81	37.55
<i>beam search</i> ♠	P	41.40	19.90	38.30
<i>att-aware</i> ♣		50.52	23.76	47.01

Robustness. We substitute the parameters in CNN/DM’s attention prediction model to XSUM’s with the attempt to create more abstractive summaries for CNN/DM. These summaries (♣) exhibit the shortest length, indicating elevated abstractivity from the modified attention distribution. Table 4 shows the F_1 score, recall (R) and precision (P) of beam search ♠ and attention-aware ♣. It is surprising to find that even by using the attention distribution from a different dataset with distinct properties, the proposed attention-aware still manages to generate meaningful summaries with competitive F_1 scores, proving the robustness of this algorithm.³

On the other hand, we use a BART model fine-tuned on CNN/DM to generate summaries of NEWSRoom directly and the ROUGE scores of beam search are shown in Table 5. Next, we randomly select 10K samples from the training set and use them to fine-tune the attention-prediction model for about 5 epochs with $2e - 5$ learning rate. The improvements brought from attention-aware inference is promising, especially in terms of R-1 and R-L (by 1.8 and 1.6, respectively). Further, we fine-tune the attention-prediction model on a larger training set (100K) for 2 epochs, where the attention-aware improves beam search by approximately 2.6, 1.5 and 2.4. Such improvement is greater than those achieved in CNN/DM summaries according to Table 2.

Table 5: Results of NEWSRoom.

$\beta = 12, \gamma = 1$	R-1	R-2	R-L
<i>BART + beam search</i>	27.00	12.21	23.88
<i>+ att-aware (10K)</i>	28.78	12.82	25.51
<i>+ att-aware (100K)</i>	29.59	13.72	26.30

Table 6: Inference speed.

CNN/DM	Total Time (s)	Tokens/s
<i>beam search</i>	36949	25.6
<i>attention-aware</i>	31780	23.2
<i>repetition penalty</i>	50748	19.1

Once a seq-to-seq model suffers from learning bias or insufficiency learning, beam search is fully exposed to the issue because its implementation depends completely on the learned probability distribution. In contrast, the attention-aware inference detaches the model from probability and at the same time attains enhanced summarization results. Moreover, the experiment once again proves the robustness of the proposed inference algorithm, as it remains a reasonably good performance even from learning a corrupted attention distribution from a BART of no fine-tuning.

Inference Speed. As presented in Table 6, the speed of the attention-aware inference is close to beam search, with the a lower level of total time due to shorter generations.

³We choose hyper-parameters in Table 4 & 5 just by the previous experience in CNN/DM and XSUM, without any additional searching.

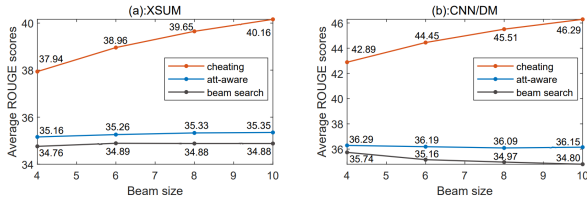


Figure 2: Enlarging beam size.

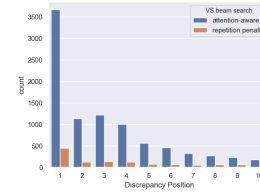


Figure 3: The position that the summary starts to differ from the beam search summary.

7 Analysis and Discussion

7.1 The Pitfall of Beam Sizes

It is widely known that the pitfall of beam search is the weakened performance due to increased beam sizes [5, 25, 24]. To the best of authors’ knowledge, there is currently no substantial solution to this issue. Some studies only make the results of larger beams close to those of a smaller beam [25, 5], whilst [24] explicitly analyzes why beam search with smaller sizes generates higher-quality texts. The attention-aware inference provides a novel perspective for tackling the problem, yet due to prediction biases, now we can only alleviate it. According to Figure 2, the average ROUGE score of beam search-generated summaries declines as beam size increases in CNN/DM and remain nearly unchanged in XSUM. Due to the attention prediction bias, the attention-aware inference manages to amend the decline trend in CNN/DM and lift the ROUGE scores in XSUM with increased beam sizes. Further, attention-aware achieves the ROUGE F_1 scores of **R-1: 45.62**, **R-2: 22.70**, **R-L: 37.73** in XSUM given the beam size 10, which is higher than the result presented in Table 2. Moreover, a significant boosting in the ROUGE score is observed as beam size increases in the cheating attention-aware inference, where the true potential of the algorithm is reflected.

7.2 Are the Outputs Similar to Beam Search?

Though attention-aware inference generates shorter texts than beam search, some may question whether these generations are just the subsets of beam search generations. The answer lies on the selection of β . Specifically, attention-aware with a greater β (such as $\beta = 12$ for CNN/DM) generates rather different summaries. We plot the count distribution of discrepancy positions between beam search and attention-aware inference in Figure 3. It is interesting to find that about one-third of CNN/DM test samples (total count: 11490) start to differ at the first word, and most start to differ at the first 5 words. In other words, attention-aware inference generates texts in a different way from beam search that leads to higher scores.

8 Conclusion

This paper explores a novel inference method for seq-to-seq models. By training a simple prediction model of attention distribution, we are enabled to generate higher-quality summaries of greater conciseness based on the attention distribution. The proposed attention-aware inference is robust in generating meaningful texts even with corrupted attention distribution, implying it has the potential to cooperate with user-defined attention distribution. We plan to focus our future study on generalizing attention-aware inference to a broader range of text generation tasks, not only including text2text, but also image2text and data2text.

References

- [1] Armen Aghajanyan, Akshat Shrivastava, Anchit Gupta, Naman Goyal, Luke Zettlemoyer, and S. Gupta. Better fine-tuning by reducing representational collapse. ArXiv, abs/2008.03156, 2020.
- [2] Ziqiang Cao, Wenjie Li, Sujian Li, and Furu Wei. Retrieve, rerank and rewrite: Soft template based neural summarization. In Proceedings of the 56th Annual Meeting of the Association for Computational Linguistics (Volume 1: Long Papers), pages 152–161, Melbourne, Australia, July 2018. Association for Computational Linguistics.
- [3] Yen-Chun Chen and Mohit Bansal. Fast abstractive summarization with reinforce-selected sentence rewriting. Proceedings of the 56th Annual Meeting of the Association for Computational Linguistics (Volume 1: Long Papers), 2018.
- [4] Arman Cohan, Franck Dernoncourt, Doo Soon Kim, Trung Bui, Seokhwan Kim, Walter Chang, and Nazli Goharian. A discourse-aware attention model for abstractive summarization of long documents. Proceedings of the 2018 Conference of the North American Chapter of the Association for Computational Linguistics: Human Language Technologies, Volume 2 (Short Papers), 2018.
- [5] Eldan Cohen and Christopher Beck. Empirical analysis of beam search performance degradation in neural sequence models. In International Conference on Machine Learning, pages 1290–1299, 2019.
- [6] Li Dong, Nan Yang, Wenhui Wang, Furu Wei, Xiaodong Liu, Yu Wang, Jianfeng Gao, Ming Zhou, and Hsiao-Wuen Hon. Unified language model pre-training for natural language understanding and generation. In Advances in Neural Information Processing Systems, pages 13063–13075, 2019.
- [7] Sebastian Gehrmann, Yuntian Deng, and Alexander Rush. Bottom-up abstractive summarization. In Proceedings of the 2018 Conference on Empirical Methods in Natural Language Processing, pages 4098–4109, Brussels, Belgium, October–November 2018. Association for Computational Linguistics.
- [8] Max Grusky, Mor Naaman, and Yoav Artzi. Newsroom: A dataset of 1.3 million summaries with diverse extractive strategies. In Proceedings of the 2018 Conference of the North American Chapter of the Association for Computational Linguistics: Human Language Technologies, Volume 1 (Long Papers), pages 708–719, New Orleans, Louisiana, June 2018. Association for Computational Linguistics.
- [9] Karl Moritz Hermann, Tomáš Kočiský, Edward Grefenstette, Lasse Espeholt, Will Kay, Mustafa Suleyman, and Phil Blunsom. Teaching machines to read and comprehend. In Proceedings of the 28th International Conference on Neural Information Processing Systems - Volume 1, NIPS’15, page 1693–1701, Cambridge, MA, USA, 2015. MIT Press.
- [10] Xinyu Hua and Lu Wang. Sentence-level content planning and style specification for neural text generation. Proceedings of the 2019 Conference on Empirical Methods in Natural Language Processing and the 9th International Joint Conference on Natural Language Processing (EMNLP-IJCNLP), 2019.
- [11] Hanqi Jin, Tianming Wang, and Xiaojun Wan. Semsum: Semantic dependency guided neural abstractive summarization. In Proceedings of the AAAI Conference on Artificial Intelligence, volume 34, pages 8026–8033, 2020.
- [12] Nitish Shirish Keskar, Bryan McCann, Lav R. Varshney, Caiming Xiong, and Richard Socher. Ctrl: A conditional transformer language model for controllable generation, 2019.
- [13] Yuta Kikuchi, Graham Neubig, Ryohei Sasano, Hiroya Takamura, and Manabu Okumura. Controlling output length in neural encoder-decoders. In Proceedings of the 2016 Conference on Empirical Methods in Natural Language Processing, pages 1328–1338, Austin, Texas, November 2016. Association for Computational Linguistics.

- [14] Mike Lewis, Yinhan Liu, Naman Goyal, Marjan Ghazvininejad, Abdelrahman Mohamed, Omer Levy, Veselin Stoyanov, and Luke Zettlemoyer. BART: Denoising sequence-to-sequence pre-training for natural language generation, translation, and comprehension. In Proceedings of the 58th Annual Meeting of the Association for Computational Linguistics, pages 7871–7880, Online, July 2020. Association for Computational Linguistics.
- [15] Chenliang Li, Weiran Xu, Si Li, and Sheng Gao. Guiding generation for abstractive text summarization based on key information guide network. In Proceedings of the 2018 Conference of the North American Chapter of the Association for Computational Linguistics: Human Language Technologies, Volume 2 (Short Papers), pages 55–60, New Orleans, Louisiana, June 2018. Association for Computational Linguistics.
- [16] Haoran Li, Junnan Zhu, Jiajun Zhang, Chengqing Zong, and Xiaodong He. Keywords-guided abstractive sentence summarization. In Proceedings of the AAAI Conference on Artificial Intelligence, volume 34, pages 8196–8203, 2020.
- [17] Wei Li, Xinyan Xiao, Yajuan Lyu, and Yuanzhuo Wang. Improving neural abstractive document summarization with structural regularization. In Proceedings of the 2018 Conference on Empirical Methods in Natural Language Processing, pages 4078–4087, Brussels, Belgium, October–November 2018. Association for Computational Linguistics.
- [18] Yanyang Li, Tong Xiao, Yinqiao Li, Qiang Wang, Changming Xu, and Jingbo Zhu. A simple and effective approach to coverage-aware neural machine translation. In Proceedings of the 56th Annual Meeting of the Association for Computational Linguistics (Volume 2: Short Papers), pages 292–297, 2018.
- [19] Chin-Yew Lin. ROUGE: A package for automatic evaluation of summaries. In Text Summarization Branches Out, pages 74–81, Barcelona, Spain, July 2004. Association for Computational Linguistics.
- [20] Peter J. Liu, Mohammad Saleh, Etienne Pot, Ben Goodrich, Ryan Sepassi, Lukasz Kaiser, and Noam Shazeer. Generating wikipedia by summarizing long sequences, 2018.
- [21] Yang Liu and Mirella Lapata. Hierarchical transformers for multi-document summarization. Proceedings of the 57th Annual Meeting of the Association for Computational Linguistics, 2019.
- [22] Yizhu Liu, Zhiyi Luo, and Kenny Zhu. Controlling length in abstractive summarization using a convolutional neural network. In Proceedings of the 2018 Conference on Empirical Methods in Natural Language Processing, pages 4110–4119, Brussels, Belgium, October–November 2018. Association for Computational Linguistics.
- [23] Hongyuan Mei, Mohit Bansal, and Matthew R. Walter. What to talk about and how? selective generation using lstms with coarse-to-fine alignment. Computer Science, 2015.
- [24] Clara Meister, Ryan Cotterell, and Tim Vieira. If beam search is the answer, what was the question? In Proceedings of the 2020 Conference on Empirical Methods in Natural Language Processing (EMNLP), pages 2173–2185, 2020.
- [25] Myle Ott, Michael Auli, David Grangier, and Marc’Aurelio Ranzato. Analyzing uncertainty in neural machine translation. In International Conference on Machine Learning, pages 3956–3965, 2018.
- [26] Abigail See, Peter J. Liu, and Christopher D. Manning. Get to the point: Summarization with pointer-generator networks. Proceedings of the 55th Annual Meeting of the Association for Computational Linguistics (Volume 1: Long Papers), 2017.
- [27] Ashish Vaswani, Noam Shazeer, Niki Parmar, Jakob Uszkoreit, Llion Jones, Aidan N. Gomez, Lukasz Kaiser, and Illia Polosukhin. Attention is all you need, 2017.
- [28] Ashwin K Vijayakumar, Michael Cogswell, Ramprasaath R Selvaraju, Qing Sun, Stefan Lee, David Crandall, and Dhruv Batra. Diverse beam search for improved description of complex scenes. In Thirty-Second AAAI Conference on Artificial Intelligence, 2018.

- [29] Thomas Wolf, Lysandre Debut, Victor Sanh, Julien Chaumond, Clement Delangue, Anthony Moi, Pierric Cistac, Tim Rault, Rémi Louf, Morgan Funtowicz, Joe Davison, Sam Shleifer, Patrick von Platen, Clara Ma, Yacine Jernite, Julien Plu, Canwen Xu, Teven Le Scao, Sylvain Gugger, Mariama Drame, Quentin Lhoest, and Alexander M. Rush. Transformers: State-of-the-art natural language processing. In Proceedings of the 2020 Conference on Empirical Methods in Natural Language Processing: System Demonstrations, pages 38–45, Online, October 2020. Association for Computational Linguistics.
- [30] Y. Wu, M. Schuster, Z. Chen, Quoc V. Le, Mohammad Norouzi, Wolfgang Macherey, M. Krikun, Yuan Cao, Q. Gao, Klaus Macherey, Jeff Klingner, Apurva Shah, M. Johnson, X. Liu, Lukasz Kaiser, S. Gouws, Y. Kato, Taku Kudo, H. Kazawa, K. Stevens, G. Kurian, Nishant Patil, W. Wang, C. Young, J. Smith, Jason Riesa, Alex Rudnick, Oriol Vinyals, G. Corrado, Macduff Hughes, and J. Dean. Google’s neural machine translation system: Bridging the gap between human and machine translation. ArXiv, abs/1609.08144, 2016.
- [31] Yilin Yang, Liang Huang, and Mingbo Ma. Breaking the beam search curse: A study of (re-)scoring methods and stopping criteria for neural machine translation. In Proceedings of the 2018 Conference on Empirical Methods in Natural Language Processing, pages 3054–3059, Brussels, Belgium, October–November 2018. Association for Computational Linguistics.
- [32] Yongjian You, Weijia Jia, Tianyi Liu, and Wenmian Yang. Improving abstractive document summarization with salient information modeling. In Proceedings of the 57th Annual Meeting of the Association for Computational Linguistics, pages 2132–2141, 2019.
- [33] Jingqing Zhang, Y. Zhao, Mohammad Saleh, and Peter J. Liu. Pegasus: Pre-training with extracted gap-sentences for abstractive summarization. In ICML, 2020.
- [34] Chenguang Zhu, William Hinthorn, Ruo Chen Xu, Qingkai Zeng, Michael Zeng, Xuedong Huang, and Meng Jiang. Enhancing factual consistency of abstractive summarization, 2021.
- [35] Juntang Zhuang, Tommy Tang, Yifan Ding, Sekhar Tatikonda, Nicha Dvornek, Xenophon Papademetris, and James Duncan. Adabelief optimizer: Adapting stepsizes by the belief in observed gradients. Conference on Neural Information Processing Systems, 2020.

A Proof

Theorem A.1. Given $S_t^k = \{s = c_{t,i}^k - o_i | c_{t,i}^k > o_i, i = 1, \dots, n\}$ and $S_t^k = \sum_{s \in S_t^k} s$, $S_t^k \geq 0$, $\mathcal{A}(\mathbf{b}_{t-1}^k)$ goes down with S_t^k going up.

Proof. By the formula derivation, Eq.10 can be converted to:

$$\begin{aligned} \mathcal{A}(\mathbf{b}_{t-1}^k) &= \frac{\sum_{i=1}^n \min(c_{t,i}^k, o_i)}{\zeta_t^k} \\ &= \sum_{i=1}^n \min\left(\frac{c_{t,i}^k}{\zeta_t^k}, \frac{o_i}{\zeta_t^k}\right) \\ &= \sum_{i=1}^n \min\left(0, \frac{o_i - c_{t,i}^k}{\zeta_t^k}\right) + \sum_{i=1}^n \frac{c_{t,i}^k}{\zeta_t^k} \end{aligned} \quad (20)$$

According to Eq.11, we get $\sum_{i=1}^n \frac{c_{t,i}^k}{\zeta_t^k} = 1$. Besides, with $\zeta_t^k > 0$,

$$\text{if } \frac{o_i - c_{t,i}^k}{\zeta_t^k} < 0, \text{ then } o_i - c_{t,i}^k = -s \quad (21)$$

where $s \in S_t^k$, thus the Eq.20 is equal to:

$$\begin{aligned} \mathcal{A}(\mathbf{b}_{t-1}^k) &= 1 + \sum_{s \in S_t^k} \frac{-s}{\zeta_t^k} \\ &= 1 - \frac{S_t^k}{\zeta_t^k} \end{aligned} \quad (22)$$

Then it is easy to prove that $\mathcal{A}(\mathbf{b}_{t-1}^k)$ goes down with S_t^k going up. \square

Corollary A.1.1. The bound of $\mathcal{A}(\mathbf{b}_{t-1}^k)$ is between 0 and 1.

Proof. Since we have achieved $\mathcal{A}(\mathbf{b}_{t-1}^k) = 1 - \frac{S_t^k}{\zeta_t^k}$ where $\mathcal{A}(\mathbf{b}_{t-1}^k)$ decreases monotonically on S_t^k and $S_t^k \geq 0$, so at $S_t^k = 0$, $\mathcal{A}(\mathbf{b}_{t-1}^k)$ gets the maximum 1. Next, we assume a beam can be generated indefinitely, in this case there must be a situation that each $c_{t,i}^k > o_i$, thus we have

$$\begin{aligned} \mathcal{A}(\mathbf{b}_{t-1}^k) &= 1 - \frac{\sum_{i=1}^n (c_{t,i}^k - o_i)}{\zeta_t^k} \\ &= 1 - \frac{\sum_{i=1}^n c_{t,i}^k - \sum_{i=1}^n o_i}{\zeta_t^k} \\ &= 1 - \frac{\zeta_t^k - \sum_{i=1}^n o_i}{\zeta_t^k} \\ &= \frac{\sum_{i=1}^n o_i}{\zeta_t^k} \end{aligned} \quad (23)$$

thus $\lim_{\zeta_t^k \rightarrow \infty} \mathcal{A}(\mathbf{b}_{t-1}^k) = 0$. Therefore, the bound of $\mathcal{A}(\mathbf{b}_{t-1}^k)$ is proven to be between 0 and 1. \square

B Length Reward

Intuitively, if we want to give a score to the beam length at each step, the score should reach the maximum when the beam length gets the optimality, so it can be defined as:

$$\mathcal{R}(\zeta_t^k, Z) = -\frac{|\zeta_t^k - Z|}{Z}, \quad Z = \sum_{i=1}^n o_i \quad (24)$$

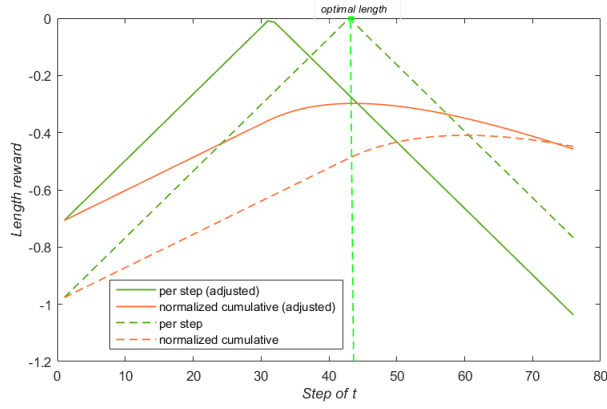


Figure 4: The difference between length reward and adjusted length reward.

since $\zeta_t^k = t$, so it can be represented as:

$$\mathcal{R}_t = -\frac{|t - Z|}{Z} \quad (25)$$

Then, we should test whether its cumulative value at the terminated step $R(\zeta_T^k, Z)$ reaches the maximum when $\zeta_T^k = Z$, the cumulative length reward is defined as

$$R(\zeta_T^k, Z) = \frac{\sum_{t=1}^{\zeta_T^k} \mathcal{R}_t}{\zeta_T^k} \quad (26)$$

replacing ζ_T^k by j , it can be represented as:

$$R_j = \frac{\sum_{t=1}^j \mathcal{R}_t}{j} \quad (27)$$

Unfortunately, when we plot the curve of R_j as orange dummy line in Figure 4, we find it reaches the maximum at a length longer than the optimal length. This prompts us to translate \mathcal{R}_t from the green dummy line to the green full line, and the adjusted length reward is designed as:

$$\mathcal{R}_t = -\frac{|t - \frac{Z}{\sqrt{2}} - 0.5|}{Z} \quad (28)$$

which is the same as Eq.15. After the adjustment, the normalized cumulative length reward R_j (orange full line in Figure 4) peaks right at the optimal length.

Theorem B.1. Given $\mathcal{R}_t = -\frac{|t+D-Z|}{Z}$ ($t \geq 1$) and $R_j = \frac{\sum_{t=1}^j \mathcal{R}_t}{j}$ reaches the maximum when $j = Z$, then D is approximate to $-\frac{Z}{\sqrt{2}} - 0.5 + Z$.

Proof. Since $t \geq 1$ and $t \in \mathbb{Z}^+$, \mathcal{R}_t can be regarded as two arithmetic sequences with difference of $\frac{1}{Z}$ and $-\frac{1}{Z}$, so that it is easy to calculate $\sum_{t=1}^j \mathcal{R}_t$, then R_j could be computed by:

$$R_j = -\frac{1}{j} \left[\frac{(Z-D-1)(Z-D)}{2Z} + \frac{(j+D-Z)(j+D-Z+1)}{2Z} \right] \quad (29)$$

then the derivative of R_j^a is:

$$\frac{\partial R_j}{\partial j} = \frac{\frac{2(Z-D)^2 - 2(Z-D)}{j^2} - 1}{2Z} \quad (30)$$

and when $j = Z$, let $\frac{\partial R_j}{\partial j} = 0$, so we have:

$$2D^2 - (4Z-2)D + Z(Z-2) = 0 \quad (31)$$

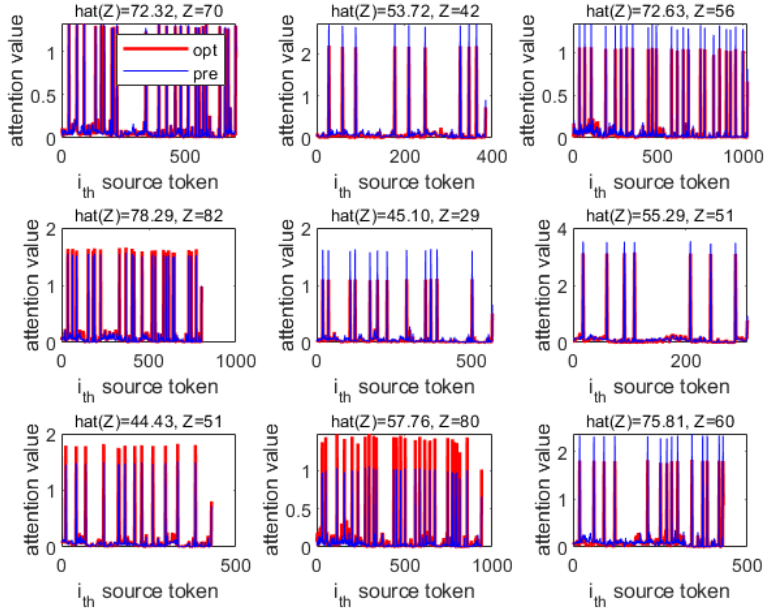


Figure 5: The predicted attention distribution and the optimal attention distribution in 9 randomly selected development samples. There are \hat{Z} and Z in each subtitle.

solving this equation and get:

$$D = \frac{4Z - 2 - \sqrt{8Z^2 + 4}}{4} \quad (32)$$

omitting the constant item in the radical due to $8Z^2 \gg 4$ under normal conditions, get:

$$D = Z - 0.5 - \frac{Z}{\sqrt{2}} \quad (33)$$

and taking D into \mathcal{R}_t , get Eq.28. □

C Newly Generated Words

Table 7: The percentage of words in the summary but not in the source.

CNN/DM	%Novel
<i>reference</i>	14.8
<i>beam search</i>	4.5
<i>attention-aware</i>	6.7

Table 7 shows that summaries generated by our method are more creative.

D Predicted VS optimal attention distribution

See Figure 5.

E Examples

Examples are presented in the following two pages.

Table 8: CNN/DM: Beam search [14] VS att-aware VS att-aware♣.

A Russian TV channel aired Hillary Clinton's first campaign video with a rating stamp that means it's for mature audiences . A clip of the video, which features a gay couple holding hands, got the 18+ rating from the independent TV Rain channel in Russia on Monday . The channel told CNN that it didn't want to break the controversial law, which bans "propaganda of nontraditional sexual relations around minors"
Russian TV channel aired Hillary Clinton's first campaign video with an 18+ rating . The channel said it didn't want to break Russia's anti-gay propaganda law . The law bans "propaganda of nontraditional sexual relations around minors"
Russian TV channel gives Hillary Clinton's new campaign video an 18+ rating . The channel says it didn't want to break Russia's anti-gay propaganda law .
Walter Scott was killed in North Charleston after getting pulled over for a broken taillight . Officer Michael Slager was swiftly charged with murder and faces life in prison or the death penalty if convicted . A witness says she saw Scott and Slager scuffling at the entrance to a vacant lot .
Walter Scott was shot dead by a police officer in North Charleston, South Carolina, last week . His funeral was open to the public, with hundreds of mourners in attendance . Officer Michael Slager has been charged with murder .
Walter Scott was shot and killed by a police officer last week . His funeral was open to the public .
"Orphan Black" returns for its second season on Saturday, April 18 . Tatiana Maslany has taken on at least six roles on the show so far . The world of Westeros returns for a fifth season in one of the biggest season premieres of the year .
"Orphan Black" returns for its second season on April 18 . Tatiana Maslany says we can expect more complex clone work . "Turn: Washington's Spies" returns with a new subtitle .
The second season of "Orphan Black" premieres on Saturday . Tatiana Maslany says there will be more complex clone scenes . "Washington's Spies" returns with a new subtitle .
"I'm inside a plane and I feel like it's up moving in the air," the caller says . "There could be a person in there so we're going to come back around," the pilot tells air traffic control . The ramp agent is an employee of Menzies Aviation, a contractor for Alaska Airlines . The airline says the man has been permanently banned from working on planes .
A ramp agent fell asleep in the cargo hold of an Alaska Airlines flight . The crew and passengers reported unusual banging from the belly of the Boeing 737 . The pilot radioed air traffic control and said he would make an emergency landing .
A ramp agent falls asleep in the cargo hold of an Alaska Airlines plane . The plane makes an emergency landing in Seattle . The man has been banned from working on Alaska Airlines planes .
Mullah Mohammed Omar is credited with founding the Taliban in the early 1990s . The Taliban's "Cultural Commission" released the 11-page document on the movement's website . Observers say the biography is aimed at dispelling rumors of Omar's demise . The Taliban has a "huge leadership problem at a critical political moment," an analyst says .
Mullah Mohammed Omar is credited with founding the Taliban in the early 1990s . A Taliban biography says he is "still the leader" of the Taliban's self-declared Islamic Emirate of Afghanistan . Observers say the biography is aimed at dispelling rumors of Omar's demise .
The Taliban releases a biography of Mullah Mohammed Omar . Observers say it's an attempt to dispel rumors of Omar's demise . Omar is credited with founding the Taliban in the early 1990s .
British police say they knew a burglar alarm went off but didn't respond . The theft was so big that police haven't come up with a value for what was stolen . A former police official has speculated that the loss could run to £200 million, or \$300 million .
Police say burglar alarm went off but they didn't respond . British tabloid claims to have closed-circuit TV footage of heist .
London police say burglar alarm went off but they didn't respond . British tabloid claims to have video of heist .
In Neolithic times trepanation – or drilling a hole into the skull – was thought to be a cure for everything from epilepsy to migraines . The implement often used to carry out the primitive surgery was made from one of the sharpest substances found in nature – obsidian . Obsidian can produce cutting edges many times finer than even the best steel scalpels .
obsidian is one of the sharpest substances found in nature . Obsidian scalpels can rival diamond in the fineness of their edge . A small number of surgeons are using obsidian scalpels to carry out fine incisions .
obsidian scalpels can rival diamond in the sharpness of their cutting edges . They can be used to carry out fine incisions with minimal scarring . Obsidian scalpels are not FDA approved .
A new CNN/ORC poll finds 57% feel businesses such as caterers or florists should be required to serve gay or lesbian couples just as they would heterosexual couples . That's a shift from a Pew Research Center poll conducted last fall, which found just 49% thought businesses ought to be required to serve same-sex couples .
57% say businesses should be required to serve same-sex couples . 41% say they should be allowed to refuse for religious reasons . That's a shift from a Pew Research Center poll conducted last fall .
57% of Americans say wedding-related businesses should serve same-sex couples . That's up from 49% in a Pew poll last fall .
Up to 200 people are feared missing after a landslide in a trekking area north of Kathmandu . The death toll has now climbed above 4,600 in Nepal, officials say . The death toll is expected to climb as information emerges from remote areas . The earthquake was Nepal's deadliest in more than 80 years .
Death toll rises to 4,600 in Nepal, officials say . Up to 200 people are feared missing after a landslide in a trekking area north of Kathmandu .
NEW: Death toll rises to 4,620, officials say . Up to 200 people are feared missing after a landslide in Langtang National Park .

Table 9: XSUM: Beam search [14] VS att-aware

Australia has asked Israel to remove a diplomat from its embassy in Canberra over the use of forged Australian passports in a plot to kill a Dubai police officer .
Australia has expelled an Israeli diplomat from Canberra over the use of forged Australian passports in the killing of a Palestinian militant in Dubai .
A record number of skiers and snowboarders have visited Scotland's ski areas this winter, according to Ski Scotland .
A record number of Scots have taken to the slopes this winter, according to Ski Scotland .
Aberdeen children who took part in a major health study in the 1950s are being asked to take part in a new study .
More than 1,000 children from Aberdeen have been invited to take part in a major study of family health .
A 20-year-old man has been charged with attempted murder after shots were fired at police during rioting in Belfast .
The PSNI has said "significant arrests" will be made over the recent rioting in Northern Ireland .
The main structure of Europe's next-generation star-hunting satellite has arrived in the UK for final assembly .
One of Europe's most ambitious space missions has taken another step forward .
The UK's involvement in the Iraq war "radicalised" a whole generation of young people, the former head of MI5 has said .
The 2003 Iraq invasion "radicalised a whole generation" of young people, the former head of MI5 has said .
Comedian Paddy Dodd has topped a list of the best-selling records of the 1960s .
Comedian Paddy Dodd has overtaken The Beatles as the UK's best-selling single of the 1960s .

Table 10: NEWSRoom: Beam search VS att-aware (100K)

Caps defenseman Steve Oleksy hosted a Hockey 'n Heels event last night . Oleksy held a fan's purse so that she could participate in an on-ice session .
Steve Oleksy hosted a Hockey 'n Heels event for female fans last night . Oleksy held a fan's purse so she could participate in an on-ice session .
Survey: 60% of Super Bowl viewers will use their phones during the game . Shazam, known for its app that can identify a song being played, is expanding into TV ads . Verizon Wireless and the National Football League are partnering to live stream the game .
The Super Bowl is being marketed as the first "second screen" Super Bowl . Promoters and advertisers are offering interactive experiences aimed at getting people to spend more money . Shazam, known for its app that can identify a song, is expanding into TV ads .
A man in his 20s suffered a life-threatening head injury and a pelvic fracture and is in critical condition . A 92-year-old woman also broke her arm, leg and pelvis and she was taken to hospital in serious condition .
One person killed in head-on crash in Ottawa's east end . Firefighters extricated three people by removing the doors of each vehicle .
The Parson Red Heads will play their final show in Los Angeles on August 17 . The band has released a new album, "The Parson Red Heads," this year .
The Parson Red Heads will play their final show in Los Angeles on August 17 . The band's new album is due out later this year .
Microsoft on Tuesday officially ended support for all Internet Explorer versions, except for Internet Explorer 11 . Users running Internet Explorer 8, Internet Explorer 9, or Internet Explorer 10 will no longer get protection from Microsoft from malicious hackers .
Microsoft is ending support for Internet Explorer versions 8, 9 and 10 . The company will no longer provide security updates or technical support for older versions .
The most seemingly modern way to learn a language is through one of the CD- or software-based language courses . There are hundreds of free language-lesson podcasts floating around the Internet .
Learn a new language by taking a language-lesson podcast or online . Pimsleur is a popular way to learn a language .
Fossil fuels give us light, keep us warm, help grow our food, and offer consistent dividends . For others, profiting from companies that pollute and contribute to climate change is something they want no part of . Still others fear fossil fuel company share prices will plummet when society decides we can no longer burn hydrocarbons .
Fossil fuel companies are making money selling oil, coal, and other fossil fuels . Some investors want no part of companies that pollute and contribute to climate change .