

Cosmic String Interpretation of NANOGrav Pulsar Timing Data

John Ellis,^{1,2,3} Marek Lewicki^{1,4}

¹Department of Physics, King's College London, Strand, London WC2R 2LS, UK

²Theoretical Physics Department, CERN, Geneva, Switzerland

³National Institute of Chemical Physics & Biophysics, R vala 10, 10143 Tallinn, Estonia

⁴Faculty of Physics, University of Warsaw, ul. Pasteura 5, 02-093 Warsaw, Poland

E-mail: john.ellis@cern.ch, marek.lewicki@kcl.ac.uk

Abstract. Pulsar timing data used to provide upper limits on a possible stochastic gravitational wave background (SGWB). However, the NANOGrav Collaboration has recently reported strong evidence for a stochastic common-spectrum process, which we interpret as a SGWB in the framework of cosmic strings. The possible NANOGrav signal would correspond to a string tension $G\mu \in (4 \times 10^{-11}, 10^{-10})$ at the 68% confidence level, with a different frequency dependence from supermassive black hole mergers. The SGWB produced by cosmic strings with such values of $G\mu$ would be beyond the reach of LIGO, but could be measured by other planned and proposed detectors such as SKA, LISA, TianQin, AION-1km, AEDGE, Einstein Telescope and Cosmic Explorer.

Contents

1	Introduction	1
2	GW spectrum from cosmic strings	2
3	Connection with experimental results	3
4	Conclusions	6

1 Introduction

Stimulated by the direct discovery of gravitational waves (GWs) by the LIGO and Virgo Collaborations [1–8] of black holes and neutron stars at frequencies $f \gtrsim 10$ Hz, there is widespread interest in experiments exploring other parts of the GW spectrum. Foremost among these are pulsar timing array (PTA) experiments, which are sensitive to GWs with frequencies $f \lesssim 1/\text{yr}$. PTA experiments probe the possible existence of a stochastic GW background (SGWB), as might be generated by very different physical phenomena such as astrophysical sources of GWs, e.g., the mergers of supermassive black hole (SMBHs), or cosmological sources, e.g., cosmic strings.

Aggregating pulsar measurements for over a decade, the EPTA [9], PPTA [10] and NANOGrav [11] PTA experiments have pushed their sensitivities down to an energy density $\Omega_{\text{GW}} h^2 \lesssim 10^{-9}$ over frequencies in the range $f \in (2.5 \times 10^{-9}, 1.2 \times 10^{-8})$ Hz. Until recently, there has been no indication of a positive signal above background. However, a recent NANOGrav analysis of 12.5 yrs of pulsar timing data [12] reports strong evidence for a stochastic common-spectrum process that may be interpreted as a GW signal with amplitude $A \sim \mathcal{O}(10^{-15})$ at $f \sim 1/\text{yr}$. The NANOGrav Collaboration notes that this signal is in apparent tension with previous upper limits on the SGWB in this frequency range, but argues that this is not real, but reflects its improved treatment of the intrinsic pulsar red noise. The NANOGrav signal has no monopole or dipole correlations, as might arise, e.g., from reference clock or solar-system ephemeris systematics, respectively. On the other hand, neither does the signal exhibit quadrupole correlations, which would have been a “smoking gun” for a GW background, and the NANOGrav Collaboration does not claim a detection of GWs.

Nevertheless, we are emboldened to explore the implications of this possible SGWB detection by NANOGrav for cosmic string models, discussing how experiments could confirm or disprove such an interpretation. Upper limits on the SGWB are often quoted assuming a spectrum described by a GW abundance proportional to $f^{2/3}$, as expected for SMBH mergers [13]. However, the cosmic string GW spectrum is not a simple power law, but is convex with an amplitude and a frequency-dependent slope that depend on the parameter, $G\mu$, where G is the Newton constant of gravitation and μ is the string tension. Any limit (or estimate) of $G\mu$ from any specific experiment must take into account the appropriate slope parameter, which is in general $\neq 2/3$ in the characteristic frequency measurement range. Once an allowed (interesting) value of $G\mu$ has been identified, however, the cosmic string prediction for the magnitude and spectral shape of the SGWB is then

fixed as a function of frequency, and can then be compared with the sensitivities of other experiments.

In this paper we calculate the effective slope parameter for the timing-residual cross-power spectral density γ (which translates to $\gamma = 5 - \beta$ for $\Omega \propto f^\beta$) for frequencies in the range $(2.5 \times 10^{-9}, 1.2 \times 10^{-8})$ Hz used in [12] to make a single-power fit to the NANOGrav 12.5 yr data. The best fit to the NANOGrav data is shown as an orange dashed line in the left panel of Fig. 1 of [12], and the 68% and 95% CL ranges in the (γ, A) plane are shown as orange dashed and dotted ellipses in the right panel of Fig. 1 of [12]. We find that the cosmic string model gives a better fit than does a single power law with $\gamma = 13/3$ as suggested by models of SMBH mergers: the one-parameter cosmic string prediction crosses the 68% CL ellipse, whereas the $\gamma = 13/3$ line passes outside it though within the 95% ellipse. The GW spectra predicted by the cosmic string model for $G\mu \in (2 \times 10^{-11}, 2 \times 10^{-10})$, the range where it lies within the NANOGrav 12.5 yr 95% CL region in the (γ, A) plane, are all completely compatible with the EPTA upper limit, although some tension with the PPTA results remains in the upper part of our range. The cosmic string predictions are well within the estimated reaches of the SKA [14], LISA [15, 16], TianQin [17, 18], AEDGE [19], AION-1km [20], ET [21, 22] and CE [23] experiments, but beyond the present and estimated future sensitivities of the LIGO [24–27] experiment.

2 GW spectrum from cosmic strings

Cosmic strings are one-dimensional stable objects described by their characteristic tension μ . They are a common prediction of many extensions of the Standard Model [28] featuring a $U(1)$ symmetry-breaking phase transition in the early universe [29]. They can also arise in superstring theory as cosmologically-stretched fundamental strings [30, 31]. We focus mostly on the former case, for which the inter-commutation probability $p = 1$, and comment on the latter towards the end of the following Section.

We use a simple method of computation of the GW spectrum from a cosmic string network following [32, 33] (for an overview, see [34]). We utilise the Velocity-dependent One-Scale (VOS) model [35–37], assuming that the length of a loop produced by the network at time ℓ t_i evolves as

$$\ell = \alpha_\ell t_i - \Gamma G\mu(t - t_i) , \quad (2.1)$$

where $G\mu$ is the string tension and α the initial loop size. In order to fit recent numerical simulations [38, 39], we focus on the largest loops produced by the network, fixing $\alpha_\ell = 0.1$, as these dominate the GW emission. String loops emit at normal oscillation mode frequencies, allowing us to express the frequency measured today from mode k with emission time \tilde{t} as

$$f = \frac{a(\tilde{t})}{a(t_0)} \frac{2k}{\alpha_\ell t_i - \Gamma G\mu(\tilde{t} - t_i)} , \quad (2.2)$$

where t_0 is the current time. The GW abundance can then be computed using

$$\begin{aligned} \Omega_{GW}^{CS}(f) &= \sum_k \Omega_{GW}^{(k)}(f) \\ \Omega_{GW}^{(k)}(f) &= \frac{16\pi k}{3H_0^2 f} \frac{(0.1) \Gamma_k (G\mu)^2}{\alpha_\ell (\alpha_\ell + \Gamma G\mu)} \int_{t_F}^{t_0} d\tilde{t} \frac{C_{eff}(t_i)}{t_i^4} \left(\frac{a(\tilde{t})}{a(t_0)} \right)^5 \left(\frac{a(t_i)}{a(\tilde{t})} \right)^3 \Theta(t_i - t_F) , \end{aligned} \quad (2.3)$$

where we assume emission from cusps: $\Gamma^{(k)} = \Gamma k^{-\frac{4}{3}} / (\sum_{m=1}^{\infty} m^{-\frac{4}{3}})$ with $\Gamma = 50$ [38–42]¹. In evaluating the scale factor, we use the number of degrees of freedom predicted by the Standard Model as given by microMEGAS [46]. The lower integration limit t_F corresponds to the network formation time, which can be assumed to be an arbitrarily small number for our purposes, as it only controls the high frequency cut-off of the spectrum, whereas we are mostly interested in the low-frequency peak.² We calculate the C_{eff} factor controlling the loop number density using the VOS model as in [33] which gives $C_{eff} = 5.4$ and 0.39 during radiation and matter domination, respectively. These values agree quite well with the values predicted by recent numerical simulations [38, 39, 49–51]. Finally the additional factor 0.1 comes from the same simulations, which find that only this fraction of energy goes into large loops that produce GWs efficiently, whereas the rest goes into the kinetic energy of small loops that is then lost to redshifting.

3 Connection with experimental results

The most recent experimental results from 12.5 yr of NANOGrav data [12] are expressed in terms of a generic power-law signal with characteristic strain given by

$$h_c(f) = A \left(\frac{f}{f_{\text{yr}}} \right)^\alpha, \quad (3.1)$$

where $f_{\text{yr}} = 1\text{yr}^{-1}$. The abundance of gravitational waves has the standard form, which can also be recast as a power-law:

$$\Omega(f) = \frac{2\pi^2}{3H_0^2} f^2 h_c(f)^2 = \Omega_{\text{yr}} \left(\frac{f}{f_{\text{yr}}} \right)^\beta = \Omega_{\text{yr}} \left(\frac{f}{f_{\text{yr}}} \right)^{5-\gamma}, \quad \text{where} \quad \Omega_{\text{yr}} = \frac{2\pi^2}{3H_0^2} A^2 f_{\text{yr}}^2. \quad (3.2)$$

The experimental analysis was cast in terms of the power law found in the timing-residual cross-power spectral density $\gamma = 3 - 2\alpha = 5 - \beta$, and we adopt this notation.

In order to make connection with the experimental results, we approximate the cosmic string spectra with power laws in the range of frequencies where the possible signal was observed. The simple power-law approximation used by NANOGrav [12] was fitted to 5 bins covering roughly $f \in (2.5 \times 10^{-9}, 1.2 \times 10^{-8})$ Hz, with the higher-frequency bins still seemingly dominated by noise in the data. To estimate the prospective cosmic string signal for any given value of $G\mu$, we fit numerically a power law, see Eq. (3.2), to the calculation of the spectrum described above in the range of interest. We show examples of these fits for two values of $G\mu$ in Fig. 1. However, as also as we also see in the plot, we find that a very good approximation is obtained by simply taking a logarithmic derivative of our cosmic string spectrum to find the slope

$$\gamma = 5 - \left. \frac{d \log \Omega_{GW}^{CS}(f)}{d \log f} \right|_{f=f_*}, \quad A = \sqrt{\frac{3H_0^2}{2\pi^2} \frac{\Omega_{GW}^{CS}(f_*) (f_{\text{yr}}/f_*)^{5-\gamma}}{f_{\text{yr}}^2}} \quad (3.3)$$

at the reference frequency $f_* \approx 5.6 \times 10^{-9}$ Hz.

¹We truncate the sum at 10^4 modes, which should provide enough accuracy [34], as higher mode numbers become important only for the accurate depiction of high-frequency features in the spectrum, especially if the spectrum is diminished at high frequency due to a cut-off or non-standard cosmological expansion [43–45].

²In fact, in generic cases a much more important cut-off on the high-frequency end of the spectrum appears where particle emission becomes more important than GW emission [47, 48].

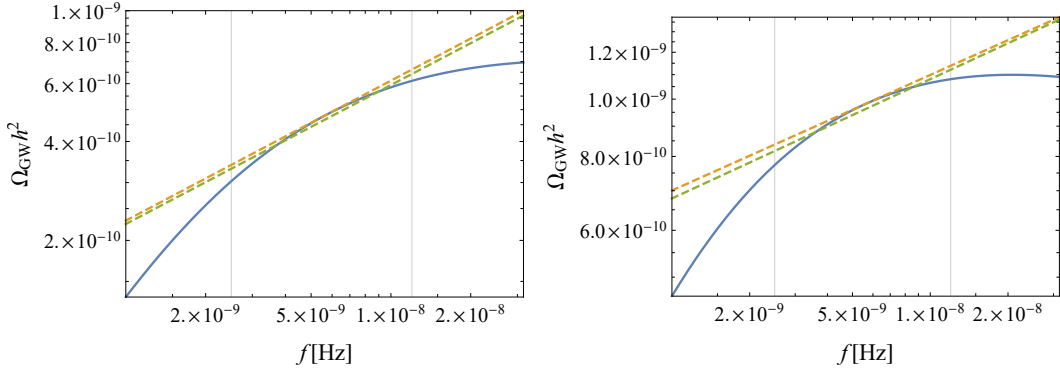


Figure 1. Cosmic string spectra (solid blue curves) together with our fitted power laws for $G\mu = 4 \times 10^{-11}$, and $G\mu = 10^{-10}$. The green dashed lines show the results of numerically fitting the curves, while the orange lines result from the simple logarithmic derivative in Eq. (3.3). The thin grey lines indicate the frequency range of interest that was used in the NANOGrav linear fit.

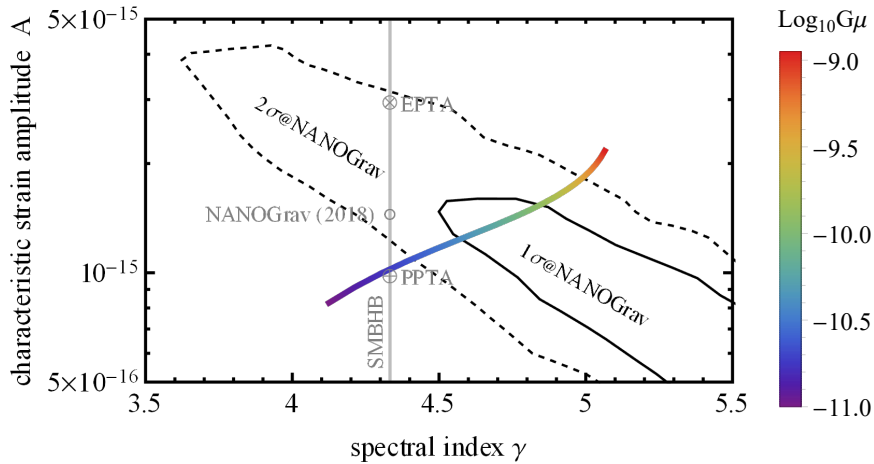


Figure 2. The curve shows the slope γ and amplitude A of a power law signal approximating the calculated cosmic string spectra, see Eqs. (3.2) and (3.3), with $G\mu$ values indicated by the indicated rainbow colours in the indicated frequency range. The solid and dashed black lines indicate the 68% and 95% ranges of (γ, A) fitted to their 12.5 yr data by the NANOGrav collaboration [12]. The grey vertical line at $\gamma = 13/3$ represents the slope expected for SMBH mergers, while the points on it mark the upper limits on the amplitude from previously-reported pulsar timing data for that spectrum.

We show in Fig 2 the resulting values of γ and A for a range of $G\mu$ values of interest overlaid on the NANOGrav fit to their 12.5 yr data [12]. We find that values of the string tension $G\mu \in (4 \times 10^{-11}, 10^{-10})$ give results within the 68% CL range of the NANOGrav fit, while $G\mu \in (2 \times 10^{-11}, 3 \times 10^{-10})$ make predictions within the 95% range. Interestingly, the cosmic string interpretation offers a slightly better fit than SMBH mergers, which predict $\gamma = 13/3$ (shown as the vertical gray line in Fig. 2) yielding a fit that is at best within the 95% CL range but outside the 68% range.

The new NANOGrav 12.5 yr [12] results are in some tension with previous bounds from PPTA [10] and a previous NANOGrav analysis of their 11 yr data [11], though compatible with EPTA data [9]. Fig. 3 shows a comparison of the older constraints with the cosmic string

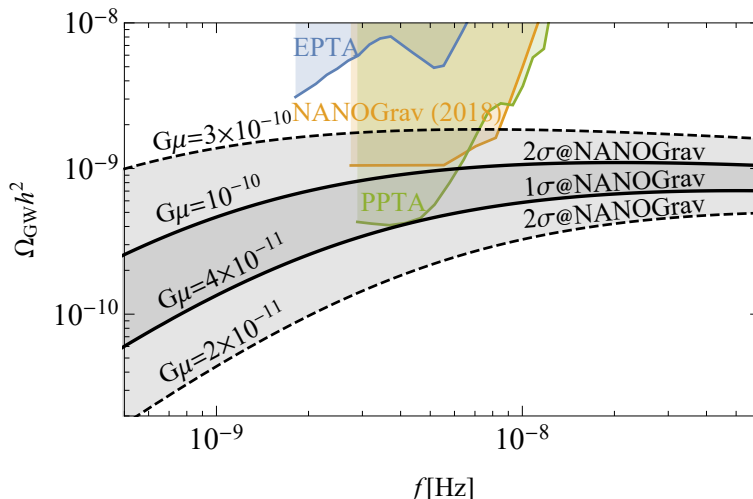


Figure 3. Cosmic string spectra calculated for $f \in (5 \times 10^{-10}, 6 \times 10^{-8})$ with $G\mu \in (4 \times 10^{-11}, 10^{-10})$ (between the solid black lines) and $G\mu \in (2 \times 10^{-11}, 3 \times 10^{-10})$ (between the dashed black lines) that fit the NANOGrav 12.5 yr data within the 68% and 95% confidence levels, respectively. We also show previously reported bounds from PPTA [10], EPTA [9] and NANOGrav 11 yr data [11].

spectra that provide 68% and 95% CL fits to the NANOGrav 12.5 yr data. The apparent tension is also visible in Fig. 2, which shows previous PPTA and NANOGrav upper limits on the amplitude of a $\gamma = 13/3$ SMBH merger spectrum (vertical grey line) from the earlier pulsar timing data releases cited above. According to the NANOGrav collaboration [12], their new analysis uses improved priors for the intrinsic pulsar red noise. Applying these new priors to older data would ease the previous constraints and tend to reduce the tension.

Fig. 4 shows the spectra that fit the new NANOGrav data at the 68% and 95% CLs over an extended frequency range $f \in (10^{-9}, 200)$ Hz. We also show the current sensitivity of LIGO O2 [27] together with its design sensitivity goal [24–26], as well as the projected sensitivities of SKA [14] and the upcoming GW experiments LISA [15, 16], TianQin [17, 18], AEDGE [19], AION/MAGIS [20, 52, 53] and ET [21, 22]. We see all the next-generation GW experiments should be able to observe cosmic string signals strong enough to fit the current NANOGrav data. However, LIGO would, unfortunately not be able to observe such a signal even after reaching its design sensitivity ³.

We have focused throughout this Section on cosmic strings with inter-commutation probability $p = 1$. If these strings originate from superstring theory this probability can be much lower. In a first approximation this just corresponds to the density of strings increasing as p^{-1} for any given value of the tension, which leads to a similar increase in the amplitude of the GW signal [58]. As a result, the cosmic string curve in Fig. 2 would simply move up in amplitude as $A \propto \sqrt{\Omega} \propto \sqrt{p^{-1}}$. Since the rainbow curve passes close to the top of the NANOGrav 68% CL region, there is little scope for decreasing p while maintaining consistency at the 68% CL, with $\Omega_{\text{GW}} h^2$ increasing by $< 50\%$.

Before proceeding to our conclusions, we first mention briefly other possible early uni-

³However, LIGO could potentially probe spectra fitting the data in alternative models with additional features due, e.g., to modification of the spectrum by non-standard cosmological expansion [32, 33, 45], or cosmic string models featuring large production of very small scale loops [54–57].

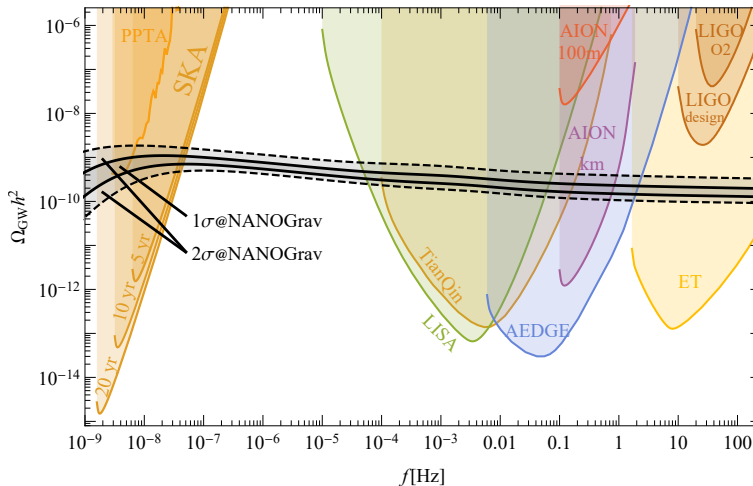


Figure 4. Cosmic string spectra calculated for $f \in (10^{-9}, 200)$ Hz with $G\mu \in (4 \times 10^{-11}, 10^{-10})$ (between the solid black lines) and $G\mu \in (2 \times 10^{-11}, 3 \times 10^{-10})$ (between the dashed black lines) that fit the NANOGrav 12.5 yr data at the 68% and 95% confidence levels, respectively. We also show the current sensitivity of LIGO O2 as well as its design sensitivity, as well as the estimated reaches of the other planned and proposed experiments SKA, LISA, TianQin, AEDGE, AION, ET and CE.

verse sources that could potentially fit the new NANOGrav data. One such possibility is primordial inflation [15, 59]. Generically, inflation leads to a flat spectrum with $\gamma = 5$ that is, however, constrained at by the CMB [60] (at $f_{\text{CMB}} \approx 10^{-17}$ Hz) to be orders of magnitude below the amplitude of the observed signal. Modifying the inflationary spectrum to have the observed abundance at PTA frequencies requires roughly $\beta = 0.68$ [61], which gives a spectrum at PTA frequencies with $\gamma = 4.32$, a value very close to the SMBH merger prediction and again seemingly slightly disfavoured by the current data. The second possibility is a signal from a phase transition. However, these signals typically have much higher frequencies [62, 63]. Lowering the frequency requires a transition at lower temperature, leaving only the possibility of a hidden sector model [64], since the frequency cannot be lowered by supercooling [65, 66] and models coupling to the Standard Model with such low mass scales would already be observed. Even if a hidden sector model is capable of accommodating a very strong phase transition at a very low temperature, one is still likely to only see a low-frequency slope at PTA frequencies which has $\beta = 3$ [67] and hence $\gamma = 2$, which is disfavoured by the data. While some exceptions from that scaling exist, they require either an extremely strong transition [68] or modification of cosmological expansion [69], both of which would be extremely difficult to realise at low temperatures without violating other bounds.

4 Conclusions

We have analysed the GW spectra produced by cosmic string networks, recasting them numerically as power laws in the frequency range $f \in (2.5 \times 10^{-9}, 1.2 \times 10^{-8})$ Hz of interest to PTA experiments. This allowed us to express the resulting amplitude and slope as functions of the only free parameter in our model, which is the string tension $G\mu$. We then use these results to make contact with the recent NANOGrav 12.5 yr [12] data release, which

finds evidence of a stochastic common-spectrum process, analysed in terms of power-law modelling, that could be interpreted as a GW background. We find that a cosmic string tension $G\mu \in (4 \times 10^{-11}, 10^{-10})$ fits the data within the 68% CL region around the best fit while $G\mu \in (2 \times 10^{-11}, 3 \times 10^{-10})$ is compatible with the data at the 95% CL. Cosmic strings provide a better fit to the current data than a GW spectrum from SMBH mergers, which can fit the data at the 95% CL but not the 68% CL. We also show all next-generation GW detectors including SKA, LISA, TianQin, AEDGE, AION and ET will be able to probe the cosmic string spectra that fit the current data, whereas LIGO seems unlikely be able to probe them in the absence of additional cosmological or model features.

A key probe of any GW interpretation of the NANOGrav data would be the appearance of quadrupole correlations, which have not (yet) been detected. Beyond this, measurement of a SGWB background compatible with the shape of spectrum shown in Fig. 4 over a large range of frequencies would provide crucial confirmation of our bold GW interpretation of the NANOGrav 12.5 yr data.

Acknowledgments

This work was supported by the UK STFC Grant ST/P000258/1. J.E. also acknowledges support from the Estonian Research Council grant MOBTT5, and M.L. from the Polish National Science Center grant 2018/31/D/ST2/02048.

References

- [1] LIGO SCIENTIFIC, VIRGO collaboration, *Observation of Gravitational Waves from a Binary Black Hole Merger*, *Phys. Rev. Lett.* **116** (2016) 061102 [[1602.03837](#)].
- [2] LIGO SCIENTIFIC, VIRGO collaboration, *GW151226: Observation of Gravitational Waves from a 22-Solar-Mass Binary Black Hole Coalescence*, *Phys. Rev. Lett.* **116** (2016) 241103 [[1606.04855](#)].
- [3] VIRGO, LIGO SCIENTIFIC collaboration, *GW170104: Observation of a 50-Solar-Mass Binary Black Hole Coalescence at Redshift 0.2*, *Phys. Rev. Lett.* **118** (2017) 221101 [[1706.01812](#)].
- [4] LIGO SCIENTIFIC, VIRGO collaboration, *GW170608: Observation of a 19-solar-mass Binary Black Hole Coalescence*, *Astrophys. J.* **851** (2017) L35 [[1711.05578](#)].
- [5] LIGO SCIENTIFIC, VIRGO collaboration, *GW170814: A Three-Detector Observation of Gravitational Waves from a Binary Black Hole Coalescence*, *Phys. Rev. Lett.* **119** (2017) 141101 [[1709.09660](#)].
- [6] VIRGO, LIGO SCIENTIFIC collaboration, *GW170817: Observation of Gravitational Waves from a Binary Neutron Star Inspiral*, *Phys. Rev. Lett.* **119** (2017) 161101 [[1710.05832](#)].
- [7] LIGO SCIENTIFIC, VIRGO collaboration, *GW190814: Gravitational Waves from the Coalescence of a 23 Solar Mass Black Hole with a 2.6 Solar Mass Compact Object*, *Astrophys. J. Lett.* **896** (2020) L44 [[2006.12611](#)].
- [8] LIGO SCIENTIFIC, VIRGO collaboration, *GW190521: A Binary Black Hole Merger with a Total Mass of 150 M_{\odot}* , *Phys. Rev. Lett.* **125** (2020) 101102 [[2009.01075](#)].
- [9] L. Lentati et al., *European Pulsar Timing Array Limits On An Isotropic Stochastic Gravitational-Wave Background*, *Mon. Not. Roy. Astron. Soc.* **453** (2015) 2576 [[1504.03692](#)].
- [10] R. M. Shannon et al., *Gravitational waves from binary supermassive black holes missing in pulsar observations*, *Science* **349** (2015) 1522 [[1509.07320](#)].

- [11] NANOGrav collaboration, *The NANOGrav 11-year Data Set: Pulsar-timing Constraints On The Stochastic Gravitational-wave Background*, *Astrophys. J.* **859** (2018) 47 [[1801.02617](#)].
- [12] NANOGrav collaboration, *The NANOGrav 12.5-year Data Set: Search For An Isotropic Stochastic Gravitational-Wave Background*, [2009.04496](#).
- [13] E. Phinney, *A Practical theorem on gravitational wave backgrounds*, [astro-ph/0108028](#).
- [14] G. Janssen et al., *Gravitational wave astronomy with the SKA*, *PoS AASKA14* (2015) 037 [[1501.00127](#)].
- [15] N. Bartolo et al., *Science with the space-based interferometer LISA. IV: Probing inflation with gravitational waves*, *JCAP* **1612** (2016) 026 [[1610.06481](#)].
- [16] C. Caprini, D. G. Figueroa, R. Flauger, G. Nardini, M. Peloso, M. Pieroni et al., *Reconstructing the spectral shape of a stochastic gravitational wave background with LISA*, *JCAP* **11** (2019) 017 [[1906.09244](#)].
- [17] TIANQIN collaboration, *TianQin: a space-borne gravitational wave detector*, *Class. Quant. Grav.* **33** (2016) 035010 [[1512.02076](#)].
- [18] J. Mei et al., *The TianQin project: current progress on science and technology*, [2008.10332](#).
- [19] AEDGE collaboration, *AEDGE: Atomic Experiment for Dark Matter and Gravity Exploration in Space*, *EPJ Quant. Technol.* **7** (2020) 6 [[1908.00802](#)].
- [20] L. Badurina et al., *AION: An Atom Interferometer Observatory and Network*, *JCAP* **05** (2020) 011 [[1911.11755](#)].
- [21] M. Punturo et al., *The Einstein Telescope: A third-generation gravitational wave observatory*, *Class. Quant. Grav.* **27** (2010) 194002.
- [22] S. Hild et al., *Sensitivity Studies for Third-Generation Gravitational Wave Observatories*, *Class. Quant. Grav.* **28** (2011) 094013 [[1012.0908](#)].
- [23] LIGO SCIENTIFIC collaboration, *Exploring the Sensitivity of Next Generation Gravitational Wave Detectors*, *Class. Quant. Grav.* **34** (2017) 044001 [[1607.08697](#)].
- [24] LIGO SCIENTIFIC collaboration, *Advanced LIGO*, *Class. Quant. Grav.* **32** (2015) 074001 [[1411.4547](#)].
- [25] E. Thrane and J. D. Romano, *Sensitivity curves for searches for gravitational-wave backgrounds*, *Phys. Rev.* **D88** (2013) 124032 [[1310.5300](#)].
- [26] VIRGO, LIGO SCIENTIFIC collaboration, *GW150914: Implications for the stochastic gravitational wave background from binary black holes*, *Phys. Rev. Lett.* **116** (2016) 131102 [[1602.03847](#)].
- [27] LIGO SCIENTIFIC, VIRGO collaboration, *Search for the isotropic stochastic background using data from Advanced LIGO's second observing run*, *Phys. Rev. D* **100** (2019) 061101 [[1903.02886](#)].
- [28] R. Jeannerot, J. Rocher and M. Sakellariadou, *How generic is cosmic string formation in SUSY GUTs*, *Phys. Rev. D* **68** (2003) 103514 [[hep-ph/0308134](#)].
- [29] H. B. Nielsen and P. Olesen, *Vortex Line Models for Dual Strings*, *Nucl. Phys.* **B61** (1973) 45.
- [30] G. Dvali and A. Vilenkin, *Formation and evolution of cosmic D strings*, *JCAP* **0403** (2004) 010 [[hep-th/0312007](#)].
- [31] E. J. Copeland, R. C. Myers and J. Polchinski, *Cosmic F and D strings*, *JHEP* **06** (2004) 013 [[hep-th/0312067](#)].
- [32] Y. Cui, M. Lewicki, D. E. Morrissey and J. D. Wells, *Cosmic Archaeology with Gravitational Waves from Cosmic Strings*, *Phys. Rev.* **D97** (2018) 123505 [[1711.03104](#)].

- [33] Y. Cui, M. Lewicki, D. E. Morrissey and J. D. Wells, *Probing the pre-BBN universe with gravitational waves from cosmic strings*, *JHEP* **01** (2019) 081 [[1808.08968](#)].
- [34] P. Auclair et al., *Probing the gravitational wave background from cosmic strings with LISA*, *JCAP* **2004** (2020) 034 [[1909.00819](#)].
- [35] C. J. A. P. Martins and E. P. S. Shellard, *String evolution with friction*, *Phys. Rev.* **D53** (1996) 575 [[hep-ph/9507335](#)].
- [36] C. J. A. P. Martins and E. P. S. Shellard, *Quantitative string evolution*, *Phys. Rev.* **D54** (1996) 2535 [[hep-ph/9602271](#)].
- [37] C. J. A. P. Martins and E. P. S. Shellard, *Extending the velocity dependent one scale string evolution model*, *Phys. Rev.* **D65** (2002) 043514 [[hep-ph/0003298](#)].
- [38] J. J. Blanco-Pillado, K. D. Olum and B. Shlaer, *The number of cosmic string loops*, *Phys. Rev.* **D89** (2014) 023512 [[1309.6637](#)].
- [39] J. J. Blanco-Pillado and K. D. Olum, *Stochastic gravitational wave background from smoothed cosmic string loops*, *Phys. Rev.* **D96** (2017) 104046 [[1709.02693](#)].
- [40] A. Vilenkin, *Gravitational radiation from cosmic strings*, *Phys. Lett.* **107B** (1981) 47.
- [41] N. Turok, *Grand Unified Strings and Galaxy Formation*, *Nucl. Phys.* **B242** (1984) 520.
- [42] J. M. Quashnock and D. N. Spergel, *Gravitational Selfinteractions of Cosmic Strings*, *Phys. Rev.* **D42** (1990) 2505.
- [43] Y. Cui, M. Lewicki and D. E. Morrissey, *Gravitational Wave Bursts as Harbingers of Cosmic Strings Diluted by Inflation*, [1912.08832](#).
- [44] S. Blasi, V. Brdar and K. Schmitz, *Fingerprint of Low-Scale Leptogenesis in the Primordial Gravitational-Wave Spectrum*, [2004.02889](#).
- [45] Y. Gouttenoire, G. Servant and P. Simakachorn, *Beyond the Standard Models with Cosmic Strings*, *JCAP* **07** (2020) 032 [[1912.02569](#)].
- [46] G. Bélanger, F. Boudjema, A. Goudelis, A. Pukhov and B. Zaldivar, *micrOMEGAs5.0 : Freeze-in*, *Comput. Phys. Commun.* **231** (2018) 173 [[1801.03509](#)].
- [47] P. Auclair, D. A. Steer and T. Vachaspati, *Particle emission and gravitational radiation from cosmic strings: observational constraints*, *Phys. Rev. D* **101** (2020) 083511 [[1911.12066](#)].
- [48] D. Matsunami, L. Pogosian, A. Saurabh and T. Vachaspati, *Decay of Cosmic String Loops Due to Particle Radiation*, *Phys. Rev. Lett.* **122** (2019) 201301 [[1903.05102](#)].
- [49] J. J. Blanco-Pillado, K. D. Olum and B. Shlaer, *Large parallel cosmic string simulations: New results on loop production*, *Phys. Rev.* **D83** (2011) 083514 [[1101.5173](#)].
- [50] J. J. Blanco-Pillado, K. D. Olum and J. M. Wachter, *Energy-conservation constraints on cosmic string loop production and distribution functions*, *Phys. Rev. D* **100** (2019) 123526 [[1907.09373](#)].
- [51] J. J. Blanco-Pillado and K. D. Olum, *Direct determination of cosmic string loop density from simulations*, *Phys. Rev. D* **101** (2020) 103018 [[1912.10017](#)].
- [52] P. W. Graham, J. M. Hogan, M. A. Kasevich and S. Rajendran, *Resonant mode for gravitational wave detectors based on atom interferometry*, *Phys. Rev.* **D94** (2016) 104022 [[1606.01860](#)].
- [53] MAGIS collaboration, *Mid-band gravitational wave detection with precision atomic sensors*, [1711.02225](#).
- [54] L. Lorenz, C. Ringeval and M. Sakellariadou, *Cosmic string loop distribution on all length scales and at any redshift*, *JCAP* **10** (2010) 003 [[1006.0931](#)].

- [55] C. Ringeval and T. Suyama, *Stochastic gravitational waves from cosmic string loops in scaling*, *JCAP* **12** (2017) 027 [[1709.03845](#)].
- [56] P. Auclair, C. Ringeval, M. Sakellariadou and D. Steer, *Cosmic string loop production functions*, *JCAP* **06** (2019) 015 [[1903.06685](#)].
- [57] P. G. Auclair, *Impact of the small-scale structure on the Stochastic Background of Gravitational Waves from cosmic strings*, [2009.00334](#).
- [58] J. J. Blanco-Pillado, K. D. Olum and X. Siemens, *New limits on cosmic strings from gravitational wave observation*, *Phys. Lett.* **B778** (2018) 392 [[1709.02434](#)].
- [59] C. Caprini and D. G. Figueroa, *Cosmological Backgrounds of Gravitational Waves*, *Class. Quant. Grav.* **35** (2018) 163001 [[1801.04268](#)].
- [60] PLANCK collaboration, *Planck 2015 results. XI. CMB power spectra, likelihoods, and robustness of parameters*, *Astron. Astrophys.* **594** (2016) A11 [[1507.02704](#)].
- [61] P. D. Lasky et al., *Gravitational-wave cosmology across 29 decades in frequency*, *Phys. Rev. X* **6** (2016) 011035 [[1511.05994](#)].
- [62] C. Caprini et al., *Science with the space-based interferometer eLISA. II: Gravitational waves from cosmological phase transitions*, *JCAP* **04** (2016) 001 [[1512.06239](#)].
- [63] C. Caprini et al., *Detecting gravitational waves from cosmological phase transitions with LISA: an update*, *JCAP* **03** (2020) 024 [[1910.13125](#)].
- [64] M. Breitbach, J. Kopp, E. Madge, T. Opferkuch and P. Schwaller, *Dark, Cold, and Noisy: Constraining Secluded Hidden Sectors with Gravitational Waves*, *JCAP* **07** (2019) 007 [[1811.11175](#)].
- [65] J. Ellis, M. Lewicki and J. M. No, *On the Maximal Strength of a First-Order Electroweak Phase Transition and its Gravitational Wave Signal*, *JCAP* **04** (2019) 003 [[1809.08242](#)].
- [66] J. Ellis, M. Lewicki, J. M. No and V. Vaskonen, *Gravitational wave energy budget in strongly supercooled phase transitions*, *JCAP* **06** (2019) 024 [[1903.09642](#)].
- [67] C. Caprini, R. Durrer, T. Konstandin and G. Servant, *General Properties of the Gravitational Wave Spectrum from Phase Transitions*, *Phys. Rev. D* **79** (2009) 083519 [[0901.1661](#)].
- [68] M. Lewicki and V. Vaskonen, *Gravitational wave spectra from strongly supercooled phase transitions*, [2007.04967](#).
- [69] J. Ellis, M. Lewicki and V. Vaskonen, *Updated predictions for gravitational waves produced in a strongly supercooled phase transition*, [2007.15586](#).