

On Robustness and Bias Analysis of BERT-based Relation Extraction

Luoqiu Li^{1,2}, Xiang Chen^{1,2}, Hongbin Ye^{1,2}, Zhen Bi^{1,2}, Shumin Deng^{1,2},
Ningyu Zhang^{1,2*}, and Huajun Chen^{1,2*}

¹ Zhejiang University & AZFT Joint Lab for Knowledge Engine

² Hangzhou Innovation Center, Zhejiang University

{luoqiu.li,xiang_chen,yehongbin,bizhen.zju,231sm,zhangningyu,huajunsir}@zju.edu.cn

Abstract. Fine-tuning pre-trained models have achieved impressive performance on standard natural language processing benchmarks. However, the resultant model generalizability remains poorly understood. We do not know, for example, how excellent performance can lead to the perfection of generalization models. In this study, we analyze a fine-tuned BERT model from different perspectives using relation extraction. We also characterize the differences in generalization techniques according to our proposed improvements. From empirical experimentation, we find that BERT suffers a bottleneck in terms of robustness by way of randomizations, adversarial and counterfactual tests, and biases (i.e., selection and semantic). These findings highlight opportunities for future improvements. Our open-sourced testbed **DiagnoseRE** is available in <https://github.com/zjunlp/DiagnoseRE>.

1 Introduction

Self-supervised pre-trained language models (LM), such as the BERT [8] and RoBERTa [26], providing powerful contextualized representations, has achieved promising results on standard Natural Language Processing (NLP) benchmarks. However, the generalization behaviors of these types of models remain largely unexplained.

In NLP, there is a massive gap between task performance and the understanding of model generalizability. Previous approaches indicated that neural models suffered from poor **robustness** when encountering *randomly permuted contexts* [32], *adversarial examples* [20], and *contrastive sets* [13]. Moreover, neural models are susceptible to **bias** [33], such as *selection* and *semantic* bias. Concretely, models often capture superficial cues associated with dataset labels which are generally not useful. For example, the term , “airport,” may indicate the output of the relation, “place_served_by_transport_hub,” in the relation extraction (RE) task. However, this is clearly the result of a biased assumption.

Notably, there have been scant studies that analyzed the generalizability of NLP models [12,32,23]. This is surprising because this level of understanding

* Corresponding author.

could not only be used to figure out missing connections in state-of-the-art models, but it could also be used to inspire important future studies while forging new ideas. In this study, we use RE as the study case and diagnose its generalizability in terms of robustness and bias. Specifically, we answer five crucial, yet rarely asked, questions about the pre-trained LM BERT [8].

Q1: Does BERT really have a generalization capability, or does it make shallow template matches? For this question, we leverage a randomization test for entity and context to analyze BERT’s generalizability. Furthermore, we utilize data augmentation to determine whether this is beneficial to generalization. **Q2:** How well does BERT perform with adversarial samples in terms of RE? For this question, we introduce two types of adversarial methods to evaluate its performance. Then, we conduct experiments to understand how adversarial training influences BERT’s generalizability. **Q3:** Can BERT generalize to contrast sets, and does counterfactual augmentation help? For this question, we evaluate whether the model can identify negative samples via contrastive sets (samples within a similar context but with different labels). We also propose a novel counterfactual data augmentation method that does not require human intervention to enhance generalization. **Q4:** Can BERT learn simple cues (e.g., lexical overlaps) that work well with most training examples but fail on more challenging ones? We conduct an in-depth analysis and estimate whether its tokens are prone to biased correlations. We also introduce a de-biased method to mitigate selection bias. **Q5:** Does semantic bias in the pre-trained LM hurt RE generalization? We attempt to identify whether these biases exist in BERT, and we introduce an entity-masking method to address this issue.

Main Contributions This paper provides an understanding of BERT’s generalization behavior from multiple novel perspectives, contributing to the field from the following perspectives. We first identify the shortcoming of previous RE models in terms of robustness and bias and suggest directions for improvement. Other tasks can benefit from the proposed counterfactual data augmentation method, which notably does not require human intervention. This research also enhances the generalization of two sampling approaches to bias mitigation. We also provide an open-source testbed, “DiagnoseRE,” for future research purposes. Ours is the first approach that applies adversarial and counterfactual tests for RE. Our approach can be readily applied to other NLP tasks such as text classification and sentiment analysis.

Observations We find that BERT is sensitive to random permutations (i.e., entities), indicating that fine-tuning pre-trained models still suffer from poor robustness. We also observe that data augmentation can benefit performance. BERT is found to be vulnerable to adversarial attacks that comprise legitimate inputs that are altered by small and often imperceptible perturbations. Adversarial training can help enhance robustness, but the results are still far from satisfactory. We find that model performance decays in the contrast setting, but counterfactual data augmentation does enhance robustness. BERT is susceptible to learning simple cues, but re-weighting helps to mitigate bias. There exists a

semantic bias in the model that hurts generalization, but entity masking can slightly mitigate this.

2 Related Work

2.1 Relation Extraction

Neural models have been widely used for RE because they accurately capture textual relations without explicit linguistic analyses [45,24,52,43,44,49]. To further improve their performance, some studies have incorporated external information sources [47,19,16] and advanced training strategies [42,25,18,10,48,40,30,51,50]. Leveraging the prosperity of pre-trained LMs, [37] utilized a pre-trained LM for RE: the OpenAI generative pre-trained transformer. [3] proposed a solution that could complete multiple entities RE tasks using a pre-trained transformer. Although they achieved promising results on benchmark datasets, the generalizability of RE was not well examined. To the best of our knowledge, we are the first to rigorously study the generalizability of RE.

2.2 Analyzing the Generalizability of Neural Networks

Most existing works [12] analyzed the generalizability of neural networks using parameters and labels and influencing the training process on a range of classification tasks. [4] examined the role of memorization in deep learning, drawing connections to capacity, generalization, and adversarial robustness. [11] developed a perspective on the generalizability of neural networks by proposing and investigating the concept of neural-network stiffness. [56] sought to understand how different dataset factors influenced the generalization behavior of neural extractive summarization models. For NLP, [1] introduced 14 probing tasks to understand how encoder architectures and their supporting linguistic knowledge bases affected the features learned by the encoder. [2] attempted to answer whether or not we have reached a performance ceiling or if there was still room for improvement for RE. The current study aims to better understand the generalizability of the fine-tuned pre-trained BERT models regarding robustness and bias.

3 Task, Methods, and Datasets

3.1 Task Description

Definition 1. Robustness is a measure that indicates whether the model is vulnerable to small and imperceptible permutations originating from legitimate inputs.

Definition 2. Bias is a measure that illustrates whether the model learns simple cues that work well for the majority of training examples but fail on more challenging ones.

Table 1. Outline of our experiment designs.

Q. Perspectives		Evaluation Settings	Improved Strategies
Q1	Randomization	Random Permutation	Data Augmentation (DA)
Q2	Adversarial	Adversarial Attack	Adversarial Training (Adv)
Q3	Counterfactual	Contrastive Masking	Counterfactual Data Augmentation (CDA)
Q4	Selection	Frequent Token Replacement	De-biased Training
Q5	Semantic	Entity-Only	Selective Entity Masking

RE is usually formulated as a sequence classification problem. For example, given the sentence, “Obama was born in Honolulu,” with the head entity, “Obama,” and the tail entity, “Honolulu,” RE assigns the relation label, “place_of_birth,” to the instance. Formally, let $X = \{x_1, x_2, \dots, x_L\}$ be an input sequence, $h, t \in X$ be two entities, and Y be the output relations. The goal of this task is to estimate the conditional probability, $P(Y|X) = P(y|X, h, t)$

3.2 Fine-tuning the Pre-trained Model for RE

To evaluate the generalization ability of RE, we leveraged the pre-trained BERT base model (uncased) [8]. Other strong models (e.g., RoBERTa [26] and XLNet [41]) could also be leveraged.

We first preprocessed the sentence, $\mathbf{x} = \{w_1, w_2, h, \dots, t, \dots, w_L\}$, for BERT’s input form: $\mathbf{x} = \{[\text{CLS}], w_1, w_2, [\text{E1}], h, [/\text{E1}], \dots, [\text{E2}], t, [/\text{E2}], \dots, w_L, [\text{SEP}]\}$, where $w_i, i \in [1, n]$ refers to each word in a sentence and h and t are head and tail entities, respectively. $[\text{E1}]$, $[/\text{E1}]$, $[\text{E2}]$, and $[/\text{E2}]$ are four special tokens used to mark the positions of the entities. As we aimed to investigate BERT’s generalization ability, we utilized the simplest method, i.e., $[\text{CLS}]$ token, as the sentence-feature representation. We used a multilayer perceptron to obtain the relation logits, and we utilized cross-entropy loss for optimization.

3.3 RE Datasets for Evaluation

We conducted experiments on two benchmark datasets: Wiki80 and TACRED. The Wiki80 dataset³ [17] was first generated using distant supervision. Then, it was filtered by crowdsourcing to remove noisy annotations. The final Wiki80 dataset consisted of 80 relations, each having 700 instances. TACRED⁴ [54] is a large-scale RE dataset that covers 42 relation types and contains 106,264 sentences. Each sentence in two datasets has only one relation label. To analyze the RE model’s generalization, we constructed our robust/de-biased test set based on Wiki80 and TACRED. We evaluate the generalization of BERT on those test sets. More details can be found in the following sections. We used the micro F1 score to evaluate performance.

³ <https://github.com/thunlp/OpenNRE>

⁴ <https://nlp.stanford.edu/projects/tacred/>

4 Diagnosing Generalization with *Robustness*

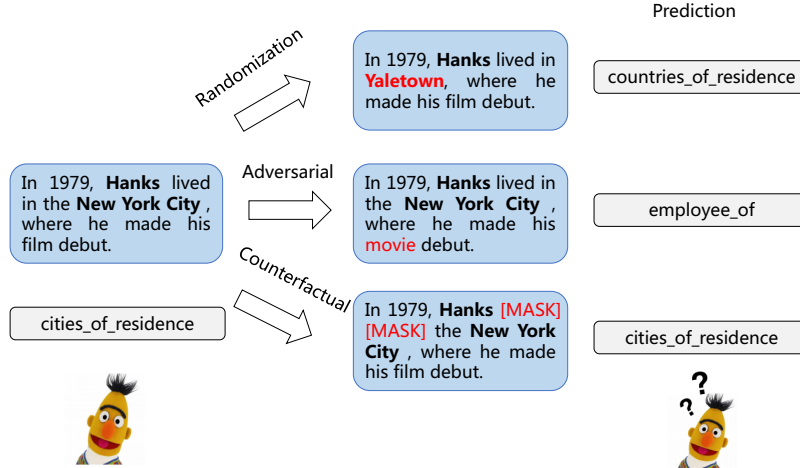


Fig. 1. Diagnosing generalization with robustness.

We studied the robustness of RE from three aspects: randomized [32], adversarial [20], and counterfactual [13]. For example, we would like to investigate the performance of fine-tuned models having diverse surface forms, adversarial permutations, and contrast settings, as shown in Figure 1. The randomization test aims to probe the performance with random token permutations. Meanwhile, adversarial analysis is used to study its stability when encountering adversarial permutations. The contrast set is used to analyze whether the model has captured the relevant phenomena, compared with standard metrics from i.i.d. test data.

4.1 Randomization Test

To conduct the randomization test for RE, we utilized a random permutation for tokens in the test set to construct new robust sets. Note that the entity and context may provide different contributions to the performance of the RE task. Thus, we introduced two types of permutation strategies regarding entity and context as follows:

Entity Permutation is used to investigate the diversity of name entities for RE, which replaces the same entity mention with another entity having the same entity type. Thus, we can identify robust performance with different sentence entities. For example, in Figure 1, given the sentence, “In 1979, *Hanks* lived in the *New York City*, where he made his film debut,” we replace the entity “*New*

York City” with the entity “Yaletown,” having the same type, “LOCATION,” to construct a new testing instance.

Context Permutation is used to investigate the impact of context. Unlike entity permutation, context permutation replaces each word between two entities with similar semantic words. For example, given the sentence, “Utility permits have been issued to extend a full from Baltimore to *Washington DC*, between Penn Station in Baltimore to *Washington Union Station*,” we replace the word “Station” between two entities with a similar semantic word “Stop.”

Table 2. Randomization test results from the Wiki80 and TACRED datasets.

Model	Wiki80				TACRED			
	Origin	Robust			Origin	Robust		
	All	Entity	Context	All	All	Entity	Context	All
BERT	86.2	78.4	81.6	79.1	67.5	57.8	60.4	58.3
BERT+DA(Entity)	85.9	85.5	85.7	85.6	64.3	64.6	64.6	64.6
BERT+DA(Context)	85.7	83.2	85.6	83.9	63.6	61.6	63.6	62.1
BERT+DA(All)	85.7	85.7	86.1	85.8	63.8	64.1	64.4	64.1

Specifically, we leveraged the CheckList behavioral testing tool⁵ [32] to generate entity and context permutations, and we utilized an invariance test (INV) to apply label-preserving perturbations to inputs while expecting the model prediction to remain the same. We leveraged three methods to generate candidate token replacements. First, we used WordNet categories (e.g., synonyms and antonyms). We selected context-appropriate synonyms as permutation candidates. Furthermore, we used additional common fill-ins for general-purpose categories, such as named entities (e.g., common male and female first/last names, cities, and countries) and protected-group adjectives (e.g., nationality, religion, gender, and sexuality) for generating permutation candidates. These two methods can generate vast amounts of robust test instances efficiently. Additionally, we leveraged the pre-trained LM RoBERTa [27] to generate permutation candidates. We randomly masked tokens in the sentences and generated the mask token via a mask LM. For example, “New York is a [MASK] city in the United States” yields {“small”, “major”, “port”, “large”}. We randomly selected the top-two tokens as permutation candidates and leveraged three strategies for robust set construction.

To ensure that the random token replacement was label-preserving, we manually evaluated the quality of the generated instances. We randomly selected 200 instances and found that only two permuted sentences had the wrong labels, indicating that our robust set was of high quality. In total, we generated 5,600/15,509 test instances of entity and context permutations on both datasets. We constructed a combined robust set (Table 2) with both entity and context

⁵ <https://github.com/marcotcr/checklist>

permutations. We evaluated the performance of BERT with the original test set and the robust set. We also trained BERT with data augmentation regarding entity (BERT+DA(Entity)) and context (BERT+DA(Context)) for evaluation. We employed Adam [21], and the initial learning rate was 2e-5. The batch size was 32, and the maximum epoch was 5. The hyperparameter was the **same** for different experiments.

Results and Analysis. From Table 2, we observe that the overall performance decayed severely in the robust set of entity and context permutations. BERT had a more remarkable performance decay with entity permutations, which indicates that the model was unstable with different head and tail entities. Furthermore, we found that BERT+DA achieved better performance in both the original and robust test sets. However, the robust test set’s overall performance was still far from satisfactory. Thus, more robust algorithms are needed for future studies.

4.2 Adversarial Testing

In this section, we focus on the problem of generating valid adversarial examples for RE and defending from adversarial attacks with adversarial training. Given a set of N instances, $\mathcal{X} = \{X_1, X_2, \dots, X_N\}$ with a corresponding set of labels, $\mathcal{Y} = \{Y_1, Y_2, \dots, Y_N\}$, we have a RE model, $\mathcal{Y} = RE(\mathcal{X})$, which is trained via the input \mathcal{X} and \mathcal{Y} .

The adversarial example X_{adv} for each sentence $X \in \mathcal{X}$ should conform to the requirements as follows:

$$RE(X_{adv}) \neq RE(X), \text{ and } \text{Sim}(X_{adv}, X) \geq \epsilon, \quad (1)$$

where Sim is a similarity function and ϵ is the minimum similarity between the original and adversarial examples. In this study, we leveraged two efficient adversarial attack approaches for RE: PWWS [31] and HotFlip [9].

PWWS, a.k.a., Probability Weighted Word Saliency, is a method based on synonym replacement. PWWS firstly find the corresponding substitute based on synonyms or entities and then decide the replacement order. Specifically, given a sentence of L words, $X = \{w_1, w_2, \dots, w_L\}$, we first selected the important prediction tokens having a high score of I_{w_i} , which is calculated as the prediction change before and after deleting the word. Then, we gathered a candidate set with the WordNet synonyms and named entities. To determine the priority of words for replacement, we score each proposed substitute word w_i^* by evaluating the i^{th} value of $\mathbf{S}(\mathbf{x})$. The score function $H(\mathbf{x}, \mathbf{x}_i^*, w_i)$ is defined as:

$$H(\mathbf{x}, \mathbf{x}_i^*, w_i) = \phi(\mathbf{S}(\mathbf{x}))_i \cdot P(y_{\text{true}} \mid \mathbf{x}) - P(y_{\text{true}} \mid \mathbf{x}_i^*) \quad (2)$$

where $\phi(\mathbf{z})_i$ is the softmax function, Eq. 2 determines the replacement order. Based on $H(\mathbf{x}, \mathbf{x}_i^*, w_i)$, all the words w_i in X are sorted in descending order. We then use each word w_i under this order. Specifically, we greedily select the substitute word w_i^* for w_i to be replaced which can make the final classification label change iteratively through the process until enough words have been replaced.

HotFlip is a gradient-based method that generates adversarial examples using character substitutions (i.e., “flips”). HotFlip also supports insertion and deletion operations by representing them as sequences of character substitutions. It uses the gradient from the one-hot input representation to estimate which individual change has the highest estimated loss efficiently. Further, HotFlip uses a beam search to find a set of manipulations that work together to confuse a classifier.

We conducted experiments based on OpenAttack⁶ and generated adversarial samples of PWWS and HotFlip to construct a robust test set separately. We also conducted adversarial training experiments [36] to improve the robustness of machine-learning models by enriching the training data using generated adversarial examples. We evaluated the performance of the vanilla BERT and the version using adversarial training (BERT+Adv) in both the original and robust test sets.

Table 3. Adversarial test results from the Wiki80 and TACRED datasets. The former indicates the results of adversarial sets while the latter indicates the results of original sets.

Model	Wiki80	TACRED
BERT (Origin)	86.2	67.5
BERT (PWWS/Origin)	52.9/86.2	37.7/67.5
BERT (HotFlip/Origin)	56.3/86.2	49.2/67.5
BERT+Adv (PWWS/Origin)	86.4/86.4	72.1/65.9
BERT+Adv (HotFlip/Origin)	87.0/86.6	73.9/67.8

Results and Analysis. From Table 3, we observe that BERT achieved significant performance decay with PWWS and HotFlip, revealing that fine-tuned RE models are vulnerable to adversarial attacks. We noticed that adversarial training helped achieve better performance. Conversely, the original set’s evaluation results were slightly decayed, as was also found in [38]. We, therefore, argue that there is a balance between adversarial and original instances, and more reasonable approaches should be considered.

4.3 Counterfactual Test

Previous approaches [13,57] indicated that fine-tuned models, such as BERT, learn simple decision rules that perform well on the test set but do not capture a dataset’s intended capabilities. For example, given the sentence “In 1979, Hanks lived in New York City, where he ...,” we can classify the sentence into the label, “cities_of_residence,” owing to the phrase “lived in.” We seek to understand whether the prediction will change, given a sentence lacking such an

⁶ <https://github.com/thunlp/OpenAttack>

Table 4. Important token generation with attention, integrated gradients and contrastive masking.

Method	Text	Label
Attention	[CLS] In 1979, Hanks lived in the New York City , ...	cities_of_residence
Integrated Gradients	[SEP]	
	[CLS] In 1979, Hanks lived in the New York City , ...	cities_of_residence
Constative Masking	[SEP]	
	[CLS] In 1979, Hanks [MASK] [MASK] the New York City , ...	NOT_cities_of_residence

indicating phrase. This sentence indicates the contrast set, as noted in [14]. We humans can easily identify that this instance does not contain the relation “cities_of_residence,” via counterfactual reasoning. Motivated by this, we took our first step toward analyzing the generalization of RE in contrast sets. In this setting, we should generate examples of few permutations but with opposite labels. In contrast to the previous approach [14], which utilized crowdsourcing, we generated the contrast set automatically. Hence, we proposed a novel counterfactual data augmentation method lacking human intervention to generate contrast sets. We first generated the most informative tokens of the sentences regarding its relation labels, and we then introduced contrastive masking to obscure those tokens to generate the contrast set, as shown in Table 4.

Specifically, we leveraged *integrated gradients* [34] to generate informative tokens. We did not leverage attention scores [39] because [22] pointed out that analyzing only attention weights would be insufficient when investigating the behavior of the attention head. Furthermore, attention weights disregarded the hidden vector’s values. Moreover, as shown in Table 4, we empirically observed that attention scores were not suitable for generating important tokens.

Intuitively, integrated gradients is a variation on computing the gradient of the prediction output w.r.t. features of the input, which simulate the process of pruning the specific attention head from the original attention weight, α , to a zero vector, α' , via back-propagation [57]. Note that integrated gradients can generate attribution scores reflecting how much changing the attention weights will change the model’s outputs. In other words, the higher of attribution score, the greater importance given to attention weights. Given an input, x , the attribution score of the attention head, t , can be computed using:

$$Atr(\alpha^t) = (\alpha^t - \alpha'^t) \otimes \int_{x=0}^1 \frac{\partial F(\alpha' + x(\alpha - \alpha'))}{\partial \alpha^t} dx, \quad (3)$$

where $\alpha = [\alpha^1, \dots, \alpha^T]$, and \otimes is the element-wise multiplication. $Atr(\alpha^t) \in \mathbf{R}^{n \times n}$ denotes the attribution score, which corresponds to the attention weight α^t . Naturally, $F(\alpha' + x(\alpha - \alpha'))$ is closer to $F(\alpha')$ when x is closer to 0, and it is closer to α when x is closer to 1. We set the uninformative baseline α' as a zero vector and denote $Atr(\alpha_{i,j}^t)$ as the interaction from token \mathbf{h}_i to \mathbf{h}_j . We

approximate $Atr(\alpha^t)$ via a gradient summation function following [35,57]:

$$Atr(\alpha^t) ::= (\alpha^t - \alpha^{t'}) \odot \sum_{i=1}^s \frac{\partial F(\alpha' + i/s(\alpha - \alpha'))}{\partial \alpha^{t'}} \times \frac{1}{s}, \quad (4)$$

where s is the number of approximation steps for computing the integrated gradients. We selected the top $k = 1, 2$ informative tokens from instance and implemented contrastive masking by replacing informative tokens with unused tokens (e.g., [unused5]). We leveraged this procedure for both training and testing datasets, and the overall algorithm is:

Algorithm 1 Counterfactual Data Augmentation for RE

- 1: Train Relation Classifier RE with X, Y
 - 2: **for** x in X **do**
 - 3: $ig = \text{IntegratedGradients}(RE)$
 - 4: $attributes = ig.attribute(X)$
 - 5: $candidates = \text{select_top_k}(attributes)$
 - 6: $x^{mask} = \text{mask}(x, candidates)$
 - 7: $X \leftarrow X \cup x^{mask}$ $Y \leftarrow Y \cup NA$
 - 8: Re-train RE with X, Y
-

We generated 15,509 samples to construct a robust contrast set. Since the Wiki80 dataset does not contain NA relation, we only evaluate results on the TACRED dataset with the performance of vanilla BERT and BERT with counterfactual data augmentation (BERT+CDA). Note that the contrast set of RE comprised instances with **NOT_such_relation (NA)** labels. Thus, we utilized the F1 score including NA.

Table 5. Counterfactual analysis results on the TACRED dataset (F1 score including **NA**). The former and the latter indicates the results of contrast and original sets, separately.

Model	TACRED
BERT (Origin)	87.7
BERT (Contrast Set, $k = 1$)	32.6
BERT (Contrast Set, $k = 2$)	45.1
BERT+CDA (Contrast Set/Origin, $k = 1$)	89.0/86.8
BERT+CDA (Contrast Set/Origin, $k = 2$)	95.0/87.2

Results and Analysis. From Table 5, we notice that BERT achieved poor performance on the robust set, which shows that fine-tuned models lack the ability of counterfactual reasoning. We also found that BERT+CDA achieved

better results than BERT on a robust set, indicating that counterfactual data augmentation was beneficial. Note that, unlike previous counterfactual data augmentation approaches, such as [39,5], our method was a simple, yet effective, automatic algorithm that can be applied to other tasks (e.g., event extraction [6], text classification [7,53], sentiment analysis [29] and question answering [55]).

5 Diagnosing Generalization with *Bias*

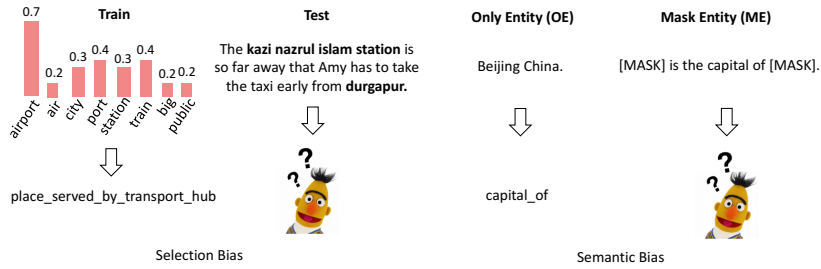


Fig. 2. Diagnosing generalization with bias.

5.1 Selection Bias

Selection bias emerges from the non-representative observations, such as when the users generating the training observations have different distributions than that in which the model is intended to be applied [33]. For a long time, selection bias (a.k.a. sample bias) has been a concern in social sciences, so much so that considerations of this bias are now considered primary considerations in research design. For the RE, we are the first to have studied selection bias. Given a running example, as shown in Figure 2, owing to the high frequency of the token “airport,” the fine-tuned model can memorize the correlation between the existence of the token and the relation “place_served_by_transport_hub” by neglecting the low-frequency words (e.g., “train station”).

The origin of the selection bias is the non-representative data. The predicted output is different from the ideal distribution, for example, because the given demographics cannot reflect the ideal distribution, resulting in lower accuracy. To analyze the effect of selection bias for RE, we constructed a de-biased test set that replaced high-frequency tokens with low-frequency ones. We evaluated the performance of BERT on a de-biased set, and we introduced a simple method, BERT+De-biased, which masks the tokens based on the token frequency (neglecting the stop words and common words, such as “the,” “when,” and “none”).

Results and Analysis. From Table 6, we notice that BERT achieved poor performance on the de-biased set, which shows that there exists a selection bias

Table 6. Selection bias analysis results on the Wiki80 and TACRED datasets. The former indicates the results of de-biased sets while the latter indicates the results of original sets.

Model	Wiki80	TACRED
BERT (Origin)	86.2	67.5
BERT (De-biased)	80.2	64.7
BERT+De-biased (De-biased)	84.3/85.3	67.1/67.4

for RE in previous benchmarks. We also find that BERT+Re-weighting achieved relatively better results, compared with BERT on the de-biased set, indicating that frequent-based re-sampling was beneficial. Note that previous benchmarks (e.g., Wiki80 and TACRED) did not reveal the real data distribution for RE. Therefore, we argue that selection bias may be worse in a real-world setting, and more studies are required.

Table 7. Semantic bias analysis results on the Wiki80 and TACRED dataset.

Model	Wiki80				TACRED			
	Origin	OE	ME	De-biased	Origin	OE	ME	De-biased
BERT	86.2	66.5	52.4	67.0	67.5	42.9	36.6	57.4
BERT+ME (50%)	86.4	65.3	73.5	67.9	67.9	42.9	55.8	61.5
BERT+ME (100%)	86.0	62.9	74.7	68.1	67.4	43.6	55.9	60.5
BERT+ME (Frequency)	-	-	-	-	67.9	40.8	53.5	61.6

5.2 Semantic Bias

Embeddings (i.e., vectors representing the meanings of words or phrases) have become a mainstay of modern NLP, which provides flexible features that are easily applied to deep machine learning architectures. However, previous approaches [28] indicate that these embeddings may contain undesirable societal and unintended stereotypes (e.g., connecting medical nurses more frequently to female pronouns than male pronouns). This is an example of semantic bias.

The origin of the Semantic bias may be the parameters of the embedding model. Semantic bias will indirectly affect the outcomes and error disparities by causing other biases (e.g., diverging word associations within embeddings or LMs[33]). To analyze the effects of semantic bias, we conducted experiments with two settings, as inspired by [15]: a *masked-entity* (ME) setting, wherein entity names are replaced with a special token, and an *only-entity* (OE) setting, wherein only the names of the two entities are provided. We also constructed a de-biased test set in which instances were wrongly predicted in the OE setting.

We conducted experiments on these datasets and introduced a simple method of selective entity masking to mitigate semantic bias. We masked $K\%$ of the entities with unused tokens to guide the model to pay closer attention to the context (BERT+ME ($K\%$)). We intuitively selected K via entity-pair frequencies (BERT+ME (Frequency))⁷.

Results and Analysis. From Table 7, we observe that the models suffered a significant performance drop with both the ME and OE settings. Moreover, it was surprising to notice that, in most cases, with only entity names can archive better performance than those of text only with entities masked. These empirical results illustrate that both entity names and text provided important information for RE, and entity names contributed even more, indicating the existence of semantic bias. It is contrary to human intuition since we identify relations mainly through the context between the given entities, whereas the models take more entity names into consideration. Furthermore, we noticed that BERT achieved poor performance on the de-biased set. We also found that BERT+ME(k) obtained better performance than BERT and BERT+ME(frequency) achieved the best results on the de-biased set, indicating that selective entity masking was beneficial.

6 Discussion and Limitation

Evaluation of NLP models. Several models that leveraged pre-trained and fine-tuned regimes have achieved promising results with standard NLP benchmarks. However, the ultimate objective of NLP is generalization. Previous works [32] attempted to analyze this generalization capability using NLP models’ comprehensive behavioral tests. Motivated by this, we took the CheckList paradigm a step further to investigate generalization via robustness and bias. We used RE as an example and conducted experiments. Empirically, the results showed that the BERT performed well on the original test set, but it exhibited poor performance on the robust and de-biased sets, as shown in Figure 3. This indicates that generalization should be carefully considered in the future.

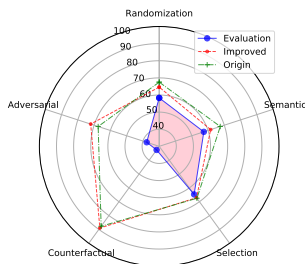


Fig. 3. Generalization analysis results of RE on TACRED. The *origin* and *evaluation* refer to the BERT performance on the original, robust/de-biased test set, respectively. The *improved* indicates the performance of our proposed methods.

⁷ On Wiki80, the entity pair is unique. Thus, we do not conduct BERT+ME (Frequency)

Limitations. We only considered single-label classifications because there was only one relation for each instance. Arguably, there could exist multiple labels for each instance (e.g., multiple RE [46]). Moreover, apart from selection and semantic biases, label bias exists with the overamplification of NLP [33]. Using the label bias as an example, the distribution of the dependent variable in the train set may diverge substantially from the test, leading to the deterioration of performance. We leave this problem for future work.

7 Conclusion and Future Work

We investigated the generalizability of fine-tuned pre-trained models (i.e., BERT) for RE. Specifically, we diagnosed the bottleneck with regard to existing approaches in terms of robustness and bias, resulting in several directions for future improvement. We introduced several improvements, such as counterfactual data augmentation, sample re-weighting, which can be used to improve generalization. We regard this study as a step toward a unified understanding of generalization, and this offers hopes for further evaluations and improvements of generalization, including conceptual and mathematical definitions of NLP generalization.

References

1. Alt, C., Gabryszak, A., Hennig, L.: Probing linguistic features of sentence-level representations in neural relation extraction. arXiv preprint arXiv:2004.08134 (2020)
2. Alt, C., Gabryszak, A., Hennig, L.: Taced revisited: A thorough evaluation of the taced relation extraction task. arXiv preprint arXiv:2004.14855 (2020)
3. Alt, C., Hübner, M., Hennig, L.: Fine-tuning pre-trained transformer language models to distantly supervised relation extraction. arXiv preprint arXiv:1906.08646 (2019)
4. Arpit, D., Jastrzebski, S., Ballas, N., Krueger, D., Bengio, E., Kanwal, M.S., Maharaaj, T., Fischer, A., Courville, A., Bengio, Y., et al.: A closer look at memorization in deep networks. arXiv preprint arXiv:1706.05394 (2017)
5. Chen, L., Yan, X., Xiao, J., Zhang, H., Pu, S., Zhuang, Y.: Counterfactual samples synthesizing for robust visual question answering. In: Proceedings of the IEEE/CVF Conference on Computer Vision and Pattern Recognition. pp. 10800–10809 (2020)
6. Deng, S., Zhang, N., Kang, J., Zhang, Y., Zhang, W., Chen, H.: Meta-learning with dynamic-memory-based prototypical network for few-shot event detection. In: Proceedings of the 13th International Conference on Web Search and Data Mining. pp. 151–159 (2020)
7. Deng, S., Zhang, N., Sun, Z., Chen, J., Chen, H.: When low resource nlp meets unsupervised language model: Meta-pretraining then meta-learning for few-shot text classification (student abstract). In: AAAI. pp. 13773–13774 (2020)
8. Devlin, J., Chang, M.W., Lee, K., Toutanova, K.: BERT: Pre-training of deep bidirectional transformers for language understanding. In: Proceedings of NAACL. pp. 4171–4186. Association for Computational Linguistics, Minneapolis, Minnesota (Jun 2019)

9. Ebrahimi, J., Rao, A., Lowd, D., Dou, D.: Hotflip: White-box adversarial examples for text classification. arXiv preprint arXiv:1712.06751 (2017)
10. Feng, J., Huang, M., Zhao, L., Yang, Y., Zhu, X.: Reinforcement learning for relation classification from noisy data. In: Proceedings of AAAI (2018)
11. Fort, S., Nowak, P.K., Jastrzebski, S., Narayanan, S.: Stiffness: A new perspective on generalization in neural networks. arXiv preprint arXiv:1901.09491 (2019)
12. Fu, J., Liu, P., Zhang, Q., Huang, X.: Rethinking generalization of neural models: A named entity recognition case study. In: AAAI. pp. 7732–7739 (2020)
13. Gardner, M., Artzi, Y., Basmova, V., Berant, J., Bogin, B., Chen, S., Dasigi, P., Dua, D., Elazar, Y., Gottumukkala, A., Gupta, N., Hajishirzi, H., Ilharco, G., Khashabi, D., Lin, K., Liu, J., Liu, N.F., Mulcaire, P., Ning, Q., Singh, S., Smith, N.A., Subramanian, S., Tsarfaty, R., Wallace, E., Zhang, A., Zhou, B.: Evaluating NLP models via contrast sets. CoRR **abs/2004.02709** (2020)
14. Gardner, M., Artzi, Y., Basmova, V., Berant, J., Bogin, B., Chen, S., Dasigi, P., Dua, D., Elazar, Y., Gottumukkala, A., et al.: Evaluating nlp models via contrast sets. arXiv preprint arXiv:2004.02709 (2020)
15. Han, X., Gao, T., Lin, Y., Peng, H., Yang, Y., Xiao, C., Liu, Z., Li, P., Sun, M., Zhou, J.: More data, more relations, more context and more openness: A review and outlook for relation extraction. arXiv preprint arXiv:2004.03186 (2020)
16. Han, X., Liu, Z., Sun, M.: Neural knowledge acquisition via mutual attention between knowledge graph and text (2018)
17. Han, X., Zhu, H., Yu, P., Wang, Z., Yao, Y., Liu, Z., Sun, M.: Fewrel: A large-scale supervised few-shot relation classification dataset with state-of-the-art evaluation. In: Riloff, E., Chiang, D., Hockenmaier, J., Tsujii, J. (eds.) Proceedings of the 2018 Conference on Empirical Methods in Natural Language Processing, Brussels, Belgium, October 31 - November 4, 2018. pp. 4803–4809. Association for Computational Linguistics (2018). <https://doi.org/10.18653/v1/d18-1514>, <https://doi.org/10.18653/v1/d18-1514>
18. Huang, Y.Y., Wang, W.Y.: Deep residual learning for weakly-supervised relation extraction. arXiv preprint arXiv:1707.08866 (2017)
19. Ji, G., Liu, K., He, S., Zhao, J., et al.: Distant supervision for relation extraction with sentence-level attention and entity descriptions. In: Proceedings of AAAI. pp. 3060–3066 (2017)
20. Jin, D., Jin, Z., Tianyi Zhou, J., Szolovits, P.: Is bert really robust? a strong baseline for natural language attack on text classification and entailment. arXiv pp. arXiv-1907 (2019)
21. Kingma, D.P., Ba, J.: Adam: A method for stochastic optimization. CoRR **abs/1412.6980** (2015)
22. Kobayashi, G., Kuribayashi, T., Yokoi, S., Inui, K.: Attention module is not only a weight: Analyzing transformers with vector norms. ArXiv **abs/2004.10102** (2020)
23. Li, L., Chen, X., Zhang, N., Deng, S., Xie, X., Tan, C., Chen, M., Huang, F., Chen, H.: Normal vs. adversarial: Saliency-based analysis of adversarial samples for relation extraction. arXiv preprint arXiv:2104.00312 (2021)
24. Lin, Y., Shen, S., Liu, Z., Luan, H., Sun, M.: Neural relation extraction with selective attention over instances. In: Proceedings of ACL. vol. 1, pp. 2124–2133 (2016)
25. Liu, T., Wang, K., Chang, B., Sui, Z.: A soft-label method for noise-tolerant distantly supervised relation extraction. In: Proceedings of the 2017 Conference on Empirical Methods in Natural Language Processing. pp. 1790–1795 (2017)

26. Liu, Y., Ott, M., Goyal, N., Du, J., Joshi, M., Chen, D., Levy, O., Lewis, M., Zettlemoyer, L., Stoyanov, V.: Roberta: A robustly optimized bert pretraining approach. arXiv preprint arXiv:1907.11692 (2019)
27. Liu, Y., Ott, M., Goyal, N., Du, J., Joshi, M., Chen, D., Levy, O., Lewis, M., Zettlemoyer, L., Stoyanov, V.: Roberta: A robustly optimized bert pretraining approach. arXiv preprint arXiv:1907.11692 (2019)
28. Nadeem, M., Bethke, A., Reddy, S.: Stereoset: Measuring stereotypical bias in pretrained language models. arXiv preprint arXiv:2004.09456 (2020)
29. Peng, H., Xu, L., Bing, L., Huang, F., Lu, W., Si, L.: Knowing what, how and why: A near complete solution for aspect-based sentiment analysis. In: AAAI. pp. 8600–8607 (2020)
30. Qin, P., Xu, W., Wang, W.Y.: Dsgan: Generative adversarial training for distant supervision relation extraction. In: Proceedings of ACL (2018)
31. Ren, S., Deng, Y., He, K., Che, W.: Generating natural language adversarial examples through probability weighted word saliency. In: Proceedings of the 57th annual meeting of the association for computational linguistics. pp. 1085–1097 (2019)
32. Ribeiro, M.T., Wu, T., Guestrin, C., Singh, S.: Beyond accuracy: Behavioral testing of NLP models with checklist. In: Jurafsky, D., Chai, J., Schluter, N., Tetreault, J.R. (eds.) Proceedings of the 58th Annual Meeting of the Association for Computational Linguistics, ACL 2020, Online, July 5-10, 2020. pp. 4902–4912. Association for Computational Linguistics (2020), <https://www.aclweb.org/anthology/2020.acl-main.442/>
33. Shah, D., Schwartz, H.A., Hovy, D.: Predictive biases in natural language processing models: A conceptual framework and overview. arXiv preprint arXiv:1912.11078 (2019)
34. Sundararajan, M., Taly, A., Yan, Q.: Axiomatic attribution for deep networks. arXiv preprint arXiv:1703.01365 (2017)
35. Sundararajan, M., Taly, A., Yan, Q.: Axiomatic attribution for deep networks. In: Proceedings of the 34th International Conference on Machine Learning - Volume 70. p. 3319–3328. ICML’17, JMLR.org (2017)
36. Tramèr, F., Kurakin, A., Papernot, N., Goodfellow, I., Boneh, D., McDaniel, P.: Ensemble adversarial training: Attacks and defenses. arXiv preprint arXiv:1705.07204 (2017)
37. Wang, H., Tan, M., Yu, M., Chang, S., Wang, D., Xu, K., Guo, X., Potdar, S.: Extracting multiple-relations in one-pass with pre-trained transformers. arXiv preprint arXiv:1902.01030 (2019)
38. Wen, Y., Li, S., Jia, K.: Towards understanding the regularization of adversarial robustness on neural networks (2019)
39. Wiegrefe, S., Pinter, Y.: Attention is not not explanation. arXiv preprint arXiv:1908.04626 (2019)
40. Wu, Y., Bamman, D., Russell, S.: Adversarial training for relation extraction. In: Proceedings of EMNLP. pp. 1778–1783 (2017)
41. Yang, Z., Dai, Z., Yang, Y., Carbonell, J., Salakhutdinov, R.R., Le, Q.V.: Xlnet: Generalized autoregressive pretraining for language understanding. In: Advances in neural information processing systems. pp. 5753–5763 (2019)
42. Ye, H., Chao, W., Luo, Z., Li, Z.: Jointly extracting relations with class ties via effective deep ranking. In: Proceedings of ACL. vol. 1, pp. 1810–1820 (2017)
43. Ye, H., Zhang, N., Deng, S., Chen, M., Tan, C., Huang, F., Chen, H.: Contrastive triple extraction with generative transformer. arXiv preprint arXiv:2009.06207 (2020)

44. Yu, H., Zhang, N., Deng, S., Ye, H., Zhang, W., Chen, H.: Bridging text and knowledge with multi-prototype embedding for few-shot relational triple extraction. *arXiv preprint arXiv:2010.16059* (2020)
45. Zeng, D., Liu, K., Chen, Y., Zhao, J.: Distant supervision for relation extraction via piecewise convolutional neural networks. In: *Proceedings of EMNLP*. pp. 1753–1762 (2015)
46. Zeng, D., Zhang, H., Liu, Q.: Copymtl: Copy mechanism for joint extraction of entities and relations with multi-task learning. In: *AAAI*. pp. 9507–9514 (2020)
47. Zeng, W., Lin, Y., Liu, Z., Sun, M.: Incorporating relation paths in neural relation extraction. In: *Proceedings of EMNLP* (2017)
48. Zeng, X., He, S., Liu, K., Zhao, J.: Large scaled relation extraction with reinforcement learning. In: *Processings of AAAI*. vol. 2, p. 3 (2018)
49. Zhang, N., Deng, S., Bi, Z., Yu, H., Yang, J., Chen, M., Huang, F., Zhang, W., Chen, H.: Openue: An open toolkit of universal extraction from text. In: *Proceedings of the 2020 Conference on Empirical Methods in Natural Language Processing: System Demonstrations*. pp. 1–8 (2020)
50. Zhang, N., Deng, S., Sun, Z., Chen, J., Zhang, W., Chen, H.: Relation adversarial network for low resource knowledge graph completion. In: *Proceedings of The Web Conference 2020*. pp. 1–12 (2020)
51. Zhang, N., Deng, S., Sun, Z., Wang, G., Chen, X., Zhang, W., Chen, H.: Long-tail relation extraction via knowledge graph embeddings and graph convolution networks. In: *Proceedings of the NAACL*. pp. 3016–3025 (2019)
52. Zhang, N., Deng, S., Sun, Z., Chen, X., Zhang, W., Chen, H.: Attention-based capsule networks with dynamic routing for relation extraction. In: *Proceedings of EMNLP* (2018)
53. Zhang, N., Jia, Q., Yin, K., Dong, L., Gao, F., Hua, N.: Conceptualized representation learning for chinese biomedical text mining. *arXiv preprint arXiv:2008.10813* (2020)
54. Zhang, Y., Zhong, V., Chen, D., Angeli, G., Manning, C.D.: Position-aware attention and supervised data improve slot filling. In: *Proceedings of EMNLP*. pp. 35–45 (2017)
55. Zhong, H., Wang, Y., Tu, C., Zhang, T., Liu, Z., Sun, M.: Iteratively questioning and answering for interpretable legal judgment prediction. In: *Proceedings of the AAAI Conference on Artificial Intelligence*. vol. 34, pp. 1250–1257 (2020)
56. Zhong, M., Wang, D., Liu, P., Qiu, X., Huang, X.: A closer look at data bias in neural extractive summarization models. *arXiv preprint arXiv:1909.13705* (2019)
57. Zhou, P., Khanna, R., Lin, B.Y., Ho, D., Ren, X., Pujara, J.: Can bert reason? logically equivalent probes for evaluating the inference capabilities of language models. *arXiv preprint arXiv:2005.00782* (2020)