

# Key Superposition Simultaneously Achieves Security and Privacy in Cache-Aided Linear Function Retrieval

Qifa Yan *Member, IEEE*, and Daniela Tuninetti *Senior Member, IEEE*.

## Abstract

This work investigates the problem of cache-aided content Secure and demand Private Linear Function Retrieval (SP-LFR), where three constraints are imposed on the coded caching system: a) each user is interested in retrieving an arbitrary linear combination of the files in the server's library; b) the content of the library must be kept secure from a wiretapper who obtains the signal sent by the server; and c) any subset of users together can not obtain any information about the demands of the remaining users. A procedure is proposed to derive a SP-LFR scheme from a given Placement Delivery Array (PDA), known to give coded caching schemes with low subpacketization for systems with neither security nor privacy constraints. This procedure uses the superposition of security keys and privacy keys in both the cache placement and transmitted signal to guarantee content security and demand privacy, respectively. In particular, among all PDA-based SP-LFR schemes, the memory-load pairs achieved by the PDA describing the Maddah-Ali and Niesen's scheme are Pareto-optimal and have the lowest subpacketization. No such strong performance guarantees on PDA were known in the literature. Moreover, the achieved load-memory tradeoff is optimal to within a constant multiplicative gap except for the small memory regime when the number of file is smaller than the number of users. Remarkably, the memory-load tradeoff does not increase compared to the best known schemes that only guarantee content security in all regimes or only demand privacy in some regime.

## Index Terms

Coded caching; content security; demand privacy; placement delivery array; key superposition; subpacketization.

## I. INTRODUCTION

Coded caching is a known technique to reduce the communication load at peak times in networks with cache-enabled users. A coded caching system is a network composed of a server connected to  $K$  users through a shared-link, where the server has access to a library of  $N$  files and each user can cache up to  $M$  files. The system operates in two phases. When the network is not congested, the server pushes some contents into the user's cache (placement phase). During peak times, each user demands one file from the file library, and the server responds by sending a signal over the shared link to enable every user to decode its demand files (delivery phase). Coded caching reduces the worst-case communication load (or just *load* for short in the following) in the delivery phase by designing the cache contents in the placement phase so as to create multicasting opportunities in the delivery phase regardless of the demanded files.

Coded caching was first proposed by Maddah-Ali and Niesen (MAN) [1]. The MAN scheme was proved to achieve the information-theoretical optimal memory-load tradeoff among all

The authors are with the Electrical and Computer Engineering Department of the University of Illinois Chicago, Chicago, IL 60607, USA (e-mail: qifa@uic.edu, danielat@uic.edu). This work was supported in part by NSF Award 1910309.

uncoded placement schemes when  $N \geq K$  [2]. By removing some redundant transmissions, the optimal load-memory tradeoff among all uncoded placement schemes was completely characterized in [3], [4]. Improved achievable loads by using coded placement were obtained in [5]–[7]. Information-theoretic converse bounds were obtained in [8]–[10]. In particular, the best known converse indicates that the achievable tradeoff in [4] is to within a constant multiplicative gap of 2.00884 from the (unknown) information-theoretic optimal tradeoff [10]. The security of the files in the library against eavesdroppers and the privacy of user demands are both important aspects in practical systems. In the coded caching literature, information-theoretic security and demand privacy were considered separately, to the best of our knowledge – a gap that this work aims to close.

Content security was studied in [11], [12]. In [11], the system needs to protect the content of the library against a wiretapper who obtains the signal sent by the server in the delivery phase. The proposed achievable scheme uses *security keys* shared between the users to secure the transmitted signal. It was showed in [11] that the achieved load of security key scheme is optimal to within a multiplicative gap of 17 when  $M \geq \max \left\{ 1 + \frac{(K-N)(N-1)}{KN}, 1 \right\}$ . The set up studied in [12] is such that each user should not obtain any information beyond its demanded file. The proposed scheme creates equal-size shares for each file such that the cached shares at each user do not reveal any information about the files, and multicast coding is employed on the shares. It was showed that the load of the scheme is within a multiplicative gap of 16 when  $M \geq \max \left\{ 1 + \frac{N(K-N)}{(N-1)K+N}, 1 \right\}$ .

Demand privacy was studied in [13]–[16], where a user should not gain any information about the index of the file demanded file by another user from the transmitted signal. A way to insure demand privacy is to design a delivery scheme to serve virtual users in addition to the actual users [17]. The observation is that given a known non-private coded caching scheme for  $NK$  users (e.g., the schemes in [1] or [4]), the users randomly and privately choose their cache contents from the  $NK$  caches without replacement. A given demand vector of the  $K$  users is then extended to a demands for  $NK$  users (including  $K$  real users and  $N(K-1)$  virtual users) such that each file is requested exactly  $K$  times. The server sends the signal to satisfy the extended requests of  $NK$  users according to the non-private scheme. The demand privacy for the real users is guaranteed since each real user can not distinguish the demands of real from those of the virtual users.

In our recent work [18], the demand privacy is enforced against colluding users, that is, any subset of users can not obtain any information about the demands of the other users, even if they exchange their cache content. This problem was mentioned in the device-to-device setup [19]. Our proposed scheme in [18] uses *privacy keys*, and was inspired by a recent work on cache-aided linear function retrieval in [20] that showed that allowing users to retrieve arbitrary linear combinations of files does not worsen the achievable memory-load tradeoff compared to just retrieving single files. The key idea in [18] is that each user caches, in addition to the uncoded cached content as in [1], also a privacy key formed as a random linear combination of the content that was not cached in [1]. Given the set of files demanded by the users, the server sends multicast signals so that each user can retrieve a specific linear combination of files (related to the stored privacy key). The decoded linear combination together with the privacy key allows each user to retrieve the demanded file. In certain regimes the scheme proposed in [18] outperforms the virtual user scheme in [13] in terms of load-memory tradeoff, and in general has a significant lower subpacketization, which refers to the minimum file length needed to realize the scheme.

### A. Paper Contributions

In this paper, we investigate content Secure and demand Private Linear Function Retrieval (SP-LFR) systems, where the following constrains are simultaneously imposed:

- L:** each user is interested in downloading a *linear* combination of files at the server;
- S:** the files must be kept *secure* from a wiretapper who observes the transmission signal from the server; and
- P:** any subset of users, who may share their cache contents, can not learn any information about the indices of the linear combinations demanded by the remaining users thus ensuring *demand* privacy.

Coded caching systems with only one of the above three constrains were investigated by: linear function retrieval in [20], content security in [11], and demand privacy in [13]–[16], [18]. The main contributions of this paper are as follows.

- 1) We propose to use a *superposition of security keys and privacy keys* to achieve content security and demand privacy simultaneously. In fact, security keys and privacy keys have been separately used in systems with only security or privacy constrain. Each security key was shared by some users [11], while each privacy key was only cached by an individual user [18]. In our approach, in the placement phase each user caches the superposition (i.e., sums over the finite field of operation) of security keys and privacy keys. In the delivery phase, both security and privacy keys are added to the multicast signals. It turns out that this superposition strategy insures both the content is secure and the demands are kept private. Key superposition neither increases the memory size nor the communication load compared to schemes with either only security or only privacy keys.
- 2) We propose a procedure to obtain an SP-LFR scheme from a Placement Delivery Array (PDA) by incorporating the idea of key superpositions and linear function retrieval into the PDA framework originally developed in [21]. A PDA characterizes the placement and delivery phases with a single array in coded caching systems with none of the three constrains studied in this paper. The advantage of leveraging the PDA framework is that we can conveniently transform all existing PDA structures into SP-LFR schemes. It is well known that, with fixed number of files and memory size, the subpacketization of MAN-based schemes increases exponentially with the number of users, and so do the versions with any one the the three constrains above. Fortunately, there have been extensive researches on low subpacketization coded caching schemes in the literature [21]–[26], most of which can be characterized by PDA. As a result, characterizing SP-LFR schemes with PDAs makes it possible to conveniently transform those existing low subpacketization structures into SP-LFR schemes.
- 3) Among those existing PDAs, the PDAs describing the MAN scheme, referred to as MAN-PDA in the following, is of particular importance. We show that the memory-load pairs achieved by MAN-PDA in the SP-LFR setup are Pareto-optimal among all PDA based SP-LFR schemes, and the subpacketization is the lowest subpacketization needed to achieve those points within the PDA framework. No such strong performance gurantee on PDA has been previously reported in the coded caching literature. Remarkably, the MAN-PDA based SP-LFR scheme does not increase the memory-load tradeoff compared to the best known tradeoff with only security constraint in all regimes, or that with only privacy constraint in some regime. Moreover, the load-memory tradeoff achieved by the MAN-PDA based SP-LFR scheme is shown to be optimal to within a constant multiplicative gap, except

for the regime  $M \in [1, 2), K > N$ . In addition, the largest constant obtained is 8, which improves the constant 17 found in [11] for systems with only a security constrain.

## B. Paper Organization

Section II introduces the problem formulation. Section III reviews the definition of PDA and presents an illustrative example. Section IV summarizes the main results of this paper with detailed proofs deferred to Sections V–VII. Section VIII presents some numerical results. Section IX concludes the paper. Some proofs can be found in Appendix.

## C. Notations

We use  $\mathbb{R}^+$  to denote the set of non-negative real numbers and  $\mathbb{F}_q$  to denote the finite field with  $q$  elements for prime power  $q$ . For a positive integer  $n$ ,  $\mathbb{F}_q^n$  is the  $n$  dimensional vector space over  $\mathbb{F}_q$ , and  $[n]$  is the set of the first  $n$  positive integers  $\{1, 2, \dots, n\}$ . For a sequence of variables indexed by positive integers  $Z_1, Z_2, \dots$ , and an index set  $\mathcal{S}$ , we use the notation  $Z_{\mathcal{S}} \triangleq \{Z_i : i \in \mathcal{S}\}$ . For integers  $m, n$ , we use  $\binom{n}{m}$  to denote the binomial coefficient  $\frac{n!}{m!(n-m)!}$ , and adopt the convention  $\binom{n}{m} = 0$  if  $m > n$ . We use the notations “+” and “ $\sum$ ” to denote the addition and summations on both real field and the finite field  $\mathbb{F}_q$  respectively, where the meaning of those symbols are clear from the contexts. We reserve the notation “ $\oplus$ ” to denote the Exclusive OR (XOR) operation. We use  $\Pr\{\cdot\}$  to denote the probability of an event. In the proofs of chain (in)equalities, we specify the relevant equations needed to justify the steps by the equation numbers on top of the (in)equality symbols. We let  $\mathbf{e}_1, \dots, \mathbf{e}_N$  be the standard unit vectors over  $\mathbb{F}_q^N$ , i.e.,  $\mathbf{e}_n$  is the vector in  $\mathbb{F}_q^N$  such that the  $n$ -th digit is one and all the other digits are zeros. The order notation  $\Theta(n)$  means that there exists some  $a, b, c \in \mathbb{R}^+$  where  $a \leq b$  such that, for any  $n \geq c$ ,  $a \leq \frac{\Theta(n)}{n} \leq b$ .

## II. SYSTEM MODEL

Let  $N, K, B$  be positive integers. An  $(N, K)$  caching system consists of a server with  $N$  files  $W_1, W_2, \dots, W_N$  and  $K$  users  $1, 2, \dots, K$ , where the server is connected to the users via an error-free shared link. The  $N$  files are identically and uniformly distributed over  $\mathbb{F}_q^B$ , for some prime power integer  $q$ , and for some integer  $B$  denoting the file length. Each user  $k \in [K]$  has a memory of size  $MB$  bits<sup>1</sup> for some  $M \in [0, N]$ .

The system operates in two phases as follows.

*Placement Phase:* The server privately generates a random variable  $P$  from some probability space  $\mathcal{P}$ . Then it fills the cache of each user  $k \in [K]$  with a *cache function*  $\varphi_k : \mathcal{P} \times \mathbb{F}_q^{NB} \mapsto \mathbb{F}_q^{MB}$ . The cache content of user  $k$  is

$$Z_k = \varphi_k(P, W_{[N]}), \quad \forall k \in [K]. \quad (1)$$

The quantity  $M$  is the *memory size* at each user.

<sup>1</sup>We implicitly assume that  $B$  is sufficient large so that  $MB$  and  $KB$  (see the notion of worst-case load) are integers.

*Delivery Phase:* Each user  $k \in [K]$  demands  $\mathbf{d}_k = (d_{k,1}, \dots, d_{k,N})^\top \in \mathbb{F}_q^N$ , which means it aims to retrieve the linear combination

$$\overline{W}_{\mathbf{d}_k} \triangleq d_{k,1} \cdot W_1 + \dots + d_{k,N} \cdot W_N, \quad (2)$$

where the addition and multiplication are operated symbol-wise on the finite field  $\mathbb{F}_q$ .

The file library  $W_{[N]}$ , the randomness  $P$  and the demands  $\mathbf{d}_1, \dots, \mathbf{d}_K$  are independent, that is

$$H(\mathbf{d}_{[K]}, P, W_{[N]}) = \sum_{k=1}^K H(\mathbf{d}_k) + H(P) + \sum_{n=1}^N H(W_n), \quad (3)$$

where the base of the logarithm is  $q$ .

Then the server creates a signal  $X$  by using the *encoding function*  $\phi : \mathcal{P} \times \mathbb{F}_q^{KN} \times \mathbb{F}_q^{NB} \mapsto \mathbb{F}_q^{RB}$ , for some  $R \geq 0$ . The transmitted signal is

$$X = \phi(P, \mathbf{d}_{[K]}, W_{[N]}). \quad (4)$$

The quantity  $R$  is called the *worst-case load* of the system.

The following conditions must hold for an SP-LFR scheme:

$$\text{[Correctness]} \quad H(\overline{W}_{\mathbf{d}_k} | X, \mathbf{d}_k, Z_k) = 0, \quad \forall k \in [K], \quad (5)$$

$$\text{[Security]} \quad I(W_{[N]}; X) = 0, \quad (6)$$

$$\text{[Privacy]} \quad I(\mathbf{d}_{[K] \setminus \mathcal{S}}; X, \mathbf{d}_{\mathcal{S}}, Z_{\mathcal{S}} | W_{[N]}) = 0, \quad \forall \mathcal{S} \subseteq [K], \mathcal{S} \neq \emptyset. \quad (7)$$

*Objective:* A memory-load pair  $(M, R) \in [1, N] \times \mathbb{R}^+$  is said to be achievable if there exists a scheme such that all the conditions in (5)–(7) are satisfied. The optimal load-memory tradeoff of the system is defined as

$$R^*(M) = \liminf_{B \rightarrow +\infty} \{R : (M, R) \text{ is achievable}\}. \quad (8)$$

In this paper, our main objective is to characterize the optimal worst-case load-memory tradeoff  $R^*(M)$ . But we are also interested in the subpacketization level, defined as the minimum number  $B$  needed to realize the scheme.

Throughout the paper, we focus on the case  $N \geq 2$  and  $K \geq 2$ , since for  $N = 1$  demand privacy is impossible (i.e., there only one possible file to demand) while for  $K = 1$  privacy is trivial and the optimal load-memory tradeoff guaranteeing the security is characterized by  $R^*(M) = 1 - \frac{M-1}{N-1}$  [11].

*Remark 1* (Independence of the transmit signal). The security condition in (6) guarantees that a wiretapper, who is not a user in the system and observes the delivery signal, can not obtain any information about the contents of the files. The privacy condition in (7) guarantees that a subset of users who exchange their cache contents cannot jointly learn any information on the demands of the other users, regardless of the file realizations. In Appendix A we show that the conditions in (6) and (7) together imply

$$I(W_{[N]}, \mathbf{d}_{[K]}; X) = 0, \quad (9)$$

that is, the wiretapper having access to  $X$  in fact can not obtain any information on both the contents of the files and the demands of the users<sup>2</sup>. In other words, the random variable

<sup>2</sup>Note that if we could take  $\mathcal{S} = \emptyset$  in (7) then we would trivially obtain the condition in (9) as  $I(W_{[N]}; X) + I(\mathbf{d}_{[K]}; X | W_{[N]}) = I(W_{[N]}, \mathbf{d}_{[K]}; X) = 0$ ; but  $\mathcal{S} = \emptyset$  is not allowed in (7), thus the derivation in Appendix A.

$W_1, \dots, W_N, \mathbf{d}_1, \dots, \mathbf{d}_K, X$  are mutually independent, where the crucial resource to insure independence in (9) is the availability of the randomness  $P$  at the server. Notice that, (9) implies the security condition (6), but does not imply the privacy condition (7) due to the presence of  $Z_S$ .

*Remark 2* (Minimum memory size). It was proved in [11] that, in order to guarantee the correctness condition in (5) and the security condition in (6) simultaneously, the memory size  $M$  has to be no less than one. In fact, consider  $\mathbf{d}_1 = \mathbf{e}_1 = (1, 0, \dots, 0)^\top$ , i.e., user 1 wants to decode the file  $W_1$ , then

$$B \stackrel{(3)}{=} H(W_1 | \mathbf{d}_1 = \mathbf{e}_1) \tag{10}$$

$$= I(W_1; X, Z_1 | \mathbf{d}_1 = \mathbf{e}_1) + H(W_1 | X, Z_1, \mathbf{d}_1 = \mathbf{e}_1) \tag{11}$$

$$\stackrel{(5),(9)}{=} I(W_1; Z_1 | X, \mathbf{d}_1 = \mathbf{e}_1) \tag{12}$$

$$\leq H(Z_1 | \mathbf{d}_1 = \mathbf{e}_1) \tag{13}$$

$$\stackrel{(1),(9)}{=} H(Z_1) \leq MB. \tag{14}$$

Thus the load-memory tradeoff is defined for  $M \in [1, N]$ .

*Remark 3* (Possible notions of privacy). Different definitions of demand privacy for file retrieval have been used in the literature, such as [13]–[16]. Here we adopt the definition in [18], which is the strongest among the definitions used in the literature and is motivated by the need to insure privacy regardless of the file distribution<sup>3</sup>.

*Remark 4* (Naming convention). The correctness condition in (5) insures that each user can decode its demanded linear function of the files. We shall refer to a scheme satisfying (5) as Linear Function Retrieval (LFR) scheme. If in addition the scheme satisfies either (6) or (7), we shall refer to it as a Secure LFR (S-LFR) scheme or a Private LFR (P-LFR) scheme, respectively.

If we impose the restriction that the demands  $\mathbf{d}_1, \dots, \mathbf{d}_K \in \{\mathbf{e}_1, \dots, \mathbf{e}_N\}$ , then the problem formulation reduces to the case where each user is interested in retrieving one individual file. Similarly to the linear function retrieval setup, in the file retrieval problem, we refer a scheme that satisfies the correctness condition in (5) as a File Retrieval (FR) scheme. If in addition it satisfies (6) or (7), we refer it a Secure FR (S-FR) scheme or a Private FR (P-FR) scheme, respectively. If it satisfies both (6) and (7), we refer to it as SP-FR scheme. In the following, we will refer the FR scheme in [4] by YMA scheme, and the LFR scheme in [20] as WSJTC scheme.

Fig. 1 shows the relationships between those schemes under those various setups. Table I summarizes the performances of the corner points of known achievable schemes.

### III. PDAS AND A TOY EXAMPLE

Our achievable results are based on the notion of PDA [21], originally introduced to reduce the subpacketization in the FR setup. In this section, we first review the definition of PDA, and then give an illustrative example to show our idea to design SP-FR. How to extend the idea from SP-FR to SP-LFR will be discussed in the rest of the paper.

#### A. Placement Delivery Array

**Definition 1** (PDA [21]). *For given  $K, F \in \mathbb{N}^+$  and  $Z, S \in \mathbb{N}$ , an  $F \times K$  array  $\mathbf{A} = [a_{i,j}]$ ,  $i \in [F], j \in [K]$ , composed of  $Z$  specific symbols “\*” in each column and some ordinary*

<sup>3</sup>The assumption that files are independent and uniformly distributed is only used in the derivation of converse bounds.

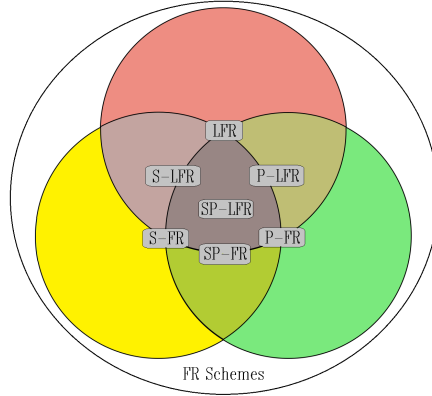


Fig. 1: Relationships between various caching schemes.

TABLE I: Performances of known achievable LFR and FR schemes.

Setup	Scheme	Range of $t$	Memory $M$	Load $R$	Subpacketization $B$
FR	YMA [4]	$0 \leq t \leq K$	$\frac{tN}{K}$	$\frac{\binom{K}{t+1} - \binom{K - \min\{N, K\}}{t+1}}{\binom{K}{t}}$	$\binom{K}{t}$
LFR	WSJTC [20]	$0 \leq t \leq K$	$\frac{tN}{K}$	$\frac{\binom{K}{t+1} - \binom{K - \min\{N, K\}}{t+1}}{\binom{K}{t}}$	$\binom{K}{t}$
P-LFR	Privacy Key* [18]	$0 \leq t \leq K$	$1 + \frac{t(N-1)}{K}$	$\frac{\binom{K}{t+1} - \binom{K - \min\{N, K\}}{t+1}}{\binom{K}{t}}$	$\binom{K}{t}$
P-FR	Privacy Key* [18]	$0 \leq t \leq K$	$1 + \frac{t(N-1)}{K}$	$\frac{\binom{K}{t+1} - \binom{K - \min\{N-1, K\}}{t+1}}{\binom{K}{t}}$	$\binom{K}{t}$
	Virtual Users [14]	$0 \leq t \leq KN$	$\frac{t}{K}$	$\frac{\binom{KN}{t+1} - \binom{(K-1)N}{t+1}}{\binom{KN}{t}}$	$\binom{KN}{t}$
S-FR	Security Key [11]	$0 \leq t \leq K$	$1 + \frac{t(N-1)}{K}$	$\frac{K-t}{t+1}$	$\binom{K}{t}$

\* In the privacy key scheme, the load-memory tradeoff curve was obtained by taking the lower convex envelope of the points in this row and a trivial point  $(M, R) = (0, N)$ , which can be achieved with subpacketization  $B = 1$ .

symbols  $1, \dots, S$ , each occurring at least once, is called a  $(K, F, Z, S)$  PDA, if, for any two distinct entries  $a_{i,j}$  and  $a_{i',j'}$ , we have  $a_{i,j} = a_{i',j'} = s$ , for some ordinary symbol  $s \in [S]$  only if

- $i \neq i', j \neq j'$ , i.e., they lie in distinct rows and distinct columns; and
- $a_{i,j'} = a_{i',j} = *$ , i.e., the corresponding  $2 \times 2$  sub-array formed by rows  $i, i'$  and columns  $j, j'$  must be of the following form

$$\begin{bmatrix} s & * \\ * & s \end{bmatrix} \text{ or } \begin{bmatrix} * & s \\ s & * \end{bmatrix}. \quad (15)$$

A PDA is called a  $g$ -regular PDA if each ordinary symbol occurs exactly  $g$  times.

### B. A Toy Example of SP-FR Scheme from PDA

In this subsection, we will derive a SP-FR scheme associated to the 2-(3, 3, 1, 3) PDA

$$\mathbf{A} = \begin{bmatrix} * & 1 & 2 \\ 1 & * & 3 \\ 2 & 3 & * \end{bmatrix} \quad (16)$$

for an  $(N, K) = (4, 3)$  caching system.

Let the four files be  $W_1, W_2, W_3, W_4 \in \mathbb{F}_2^B$ . Firstly, split each file into  $F = 3$  equal-size packets, i.e.,  $W_n = (W_{n,1}, W_{n,2}, W_{n,3})$  for all  $n \in [N]$ . Each packet is of size  $\frac{B}{3}$  bits. The server associates the  $i$ -th ( $i \in [3]$ ) packet of all files to the  $i$ -th row of  $\mathbf{A}$ , e.g., the packets  $\{W_{1,1}, W_{2,1}, W_{3,1}, W_{4,1}\}$  are associated to the first row. Users 1, 2 and 3 are associated to columns 1, 2 and 3 respectively.

In the placement phase, the server first generates  $S = 3$  security keys, and  $K(F - Z) = 6$  privacy keys as follows.

- The security keys, denoted by  $V_1, V_2$  and  $V_3$ , are associated to the ordinary symbols 1, 2 and 3, respectively. They are independent and uniformly chosen from  $\mathbb{F}_2^{B/3}$ .
- The privacy keys, denoted by  $\{T_{i,j} : a_{i,j} \neq *\}$  where  $T_{i,j}$  is associated to the entry  $a_{i,j}$ , are generated as follows. The server first generates  $K = 3$  random vectors  $\mathbf{p}_1, \mathbf{p}_2, \mathbf{p}_3$ , one for each user (or column of  $\mathbf{A}$ ), which are independently and uniformly chosen from the vectors of  $\mathbb{F}_2^4$ , i.e.,

$$\mathbf{p}_j = (p_{j,1}, p_{j,2}, p_{j,3}, p_{j,4})^\top \sim \text{Unif}\{\mathbb{F}_2^4\}, \quad \forall j \in [3]. \quad (17)$$

Then the 6 keys, denoted as  $T_{2,1}, T_{3,1}, T_{1,2}, T_{3,2}, T_{1,3}, T_{2,3}$ , are given as

$$T_{i,j} = p_{j,1}W_{1,i} \oplus p_{j,2}W_{2,i} \oplus p_{j,3}W_{3,i} \oplus p_{j,4}W_{4,i}, \\ \forall (i, j) \in [3] \times [3] \text{ s.t. } a_{i,j} \neq *. \quad (18)$$

The server populates the cache of users 1, 2, 3 according to  $\mathbf{A}$  as follows. For each  $i \in [3]$ , if  $a_{i,j} = *$ , user  $j$  will store  $\{W_{1,i}, W_{2,i}, W_{3,i}, W_{4,i}\}$  in its cache, or else, user  $j$  will store a superposition key  $T_{i,j} \oplus V_{a_{i,j}}$ . In this example, the contents  $Z_1, Z_2$  and  $Z_3$  are listed in Table II.

TABLE II: The cache contents created according to  $\mathbf{A}$  in (16).

$Z_1$	$Z_2$	$Z_3$
$W_{[4],1}$	$T_{1,2} \oplus V_1$	$T_{1,3} \oplus V_2$
$T_{2,1} \oplus V_1$	$W_{[4],2}$	$T_{2,3} \oplus V_3$
$T_{3,1} \oplus V_2$	$T_{3,2} \oplus V_3$	$W_{[4],3}$

In the delivery phase, assume that users  $k$  demands file  $W_k, k \in [3]$ , i.e., their demands are given by

$$\mathbf{d}_1 = (1, 0, 0, 0)^\top, \quad \mathbf{d}_2 = (0, 1, 0, 0)^\top, \quad \mathbf{d}_3 = (0, 0, 1, 0)^\top. \quad (19)$$

Then the server creates three vectors  $\mathbf{q}_1, \mathbf{q}_2, \mathbf{q}_3$  as

$$[\mathbf{q}_1, \mathbf{q}_2, \mathbf{q}_3] = [\mathbf{p}_1 \oplus \mathbf{d}_1, \mathbf{p}_2 \oplus \mathbf{d}_2, \mathbf{p}_3 \oplus \mathbf{d}_3] \quad (20)$$

$$= \begin{bmatrix} p_{1,1} \oplus 1 & p_{2,1} & p_{3,1} \\ p_{1,2} & p_{2,2} \oplus 1 & p_{3,2} \\ p_{1,3} & p_{2,3} & p_{3,3} \oplus 1 \\ p_{1,4} & p_{2,4} & p_{3,4} \end{bmatrix}. \quad (21)$$

Then, three signals  $Y_1, Y_2$  and  $Y_3$ , associated to the ordinary symbols 1, 2, 3 in  $\mathbf{A}$  in (16) are created as

$$Y_1 = V_1 \oplus (W_{1,2} \oplus T_{2,1}) \oplus (W_{2,1} \oplus T_{1,2}), \quad (22)$$

$$Y_2 = V_2 \oplus (W_{1,3} \oplus T_{3,1}) \oplus (W_{3,1} \oplus T_{1,3}), \quad (23)$$



$$Y_3 = V_3 \oplus (W_{2,3} \oplus T_{3,2}) \oplus (W_{3,2} \oplus T_{2,3}). \quad (24)$$

The server sends the signal  $X \triangleq (\mathbf{q}_1, \mathbf{q}_2, \mathbf{q}_3, Y_1, Y_2, Y_3)$  to the users. Notice that, by (18), for all  $i, j \in [3]$ ,

$$W_{j,i} \oplus T_{i,j} = (p_{j,j} \oplus 1)W_{j,i} \oplus \bigoplus_{n \in [4] \setminus \{j\}} p_{j,n} W_{n,i}. \quad (25)$$

Thus, by (21), the coefficients of the packets involved in (25) are given by  $\mathbf{q}_j$  and are known by the users.

The users decode their demanded packets as follows. User  $k \in [3]$  has  $W_{1,k}, W_{2,k}, W_{3,k}, W_{4,k}$  in its cache from Table II. Thus, it can compute  $W_{j,k} \oplus T_{k,j}$  for any  $j \in [3] \setminus \{k\}$ . Moreover, notice from Table II, user 1 has the keys  $V_1 \oplus T_{2,1}$  and  $V_2 \oplus T_{3,1}$  in its cache, so user 1 can decode  $W_{1,2}$  and  $W_{1,3}$  from  $Y_1$  and  $Y_2$ , respectively. Similarly, user 2 can decode  $W_{2,1}$  and  $W_{2,3}$  from  $Y_1$  and  $Y_3$ , respectively; and user 3 can decode  $W_{3,1}$  and  $W_{3,2}$  from  $Y_2$  and  $Y_3$ , respectively.

The privacy is guaranteed since from the users' viewpoint, the vectors  $\mathbf{q}_1, \mathbf{q}_2, \mathbf{q}_3$  are random vectors independently and uniformly distributed over  $\mathbb{F}_2^4$ . The security is guaranteed since each coded packet is accompanied by a unique security key.

Notice that, each packet is of size  $\frac{B}{3}$  bits. Each user caches 6 packets, and the server sends 3 packets. The vectors  $\mathbf{q}_1, \mathbf{q}_2, \mathbf{q}_3$  can be sent in  $H(\mathbf{q}_1, \mathbf{q}_2, \mathbf{q}_3) = 3 \times 8 = 24$  bits, which does not scale with  $B$ . So the scheme achieves  $(M, R) = (2, 1)$ .

#### IV. MAIN RESULTS

In this section we present our main results, which is a generalization of the example in Section III-B. Details and proofs are deferred to Sections V–VII.

##### A. PDA Based SP-LFR Schemes

With any fixed PDA, we will construct an associated SP-LFR scheme. The following theorem summarizes the performance of PDA based SP-LFR scheme, which will be proved by presenting and analyzing the construction in Section V.

**Theorem 1.** *For any  $(N, K)$  system and a given  $(K, F, Z, S)$  PDA  $\mathbf{A}$ , there exists an associated SP-LFR scheme that achieves the memory-load pair*

$$(M_{\mathbf{A}}, R_{\mathbf{A}}) = \left( 1 + \frac{Z(N-1)}{F}, \frac{S}{F} \right). \quad (26)$$

with subpacketization  $F$ .

By the procedure described in Section V, we can easily obtain SP-LFR schemes from existing PDA constructions. In particular, the following PDA from the Maddah-Ali and Niesen scheme is important, referred to as MAN-PDA.

**Definition 2** (MAN-PDA). *For any integer  $j \in [0 : K]$ , define the set  $\Omega_j \triangleq \{\mathcal{T} \subseteq [K] : |\mathcal{T}| = j\}$ . Fix any integer  $t \in [0 : K]$ , denote the set  $\Omega_t = \{\mathcal{T}_i\}_{i=1}^{\binom{K}{t}}$ . Also, choose an arbitrary bijective function  $\kappa_{t+1}$  from  $\Omega_{t+1}$  to the set  $\left[\binom{K}{t+1}\right]$ . Then, define the array  $\mathbf{A}_t = [a_{i,j}]$  as*

$$a_{i,j} \triangleq \begin{cases} *, & \text{if } j \in \mathcal{T}_i \\ \kappa_{t+1}(\{j\} \cup \mathcal{T}_i), & \text{if } j \notin \mathcal{T}_i \end{cases}. \quad (27)$$

**Corollary 1.** Let  $R_{\text{MAN}}(M)$  be the lower convex envelope of the following points

$$(M_t, R_t) = \left(1 + \frac{t(N-1)}{K}, \frac{K-t}{t+1}\right), \quad t \in [0 : K], \quad (28)$$

then  $R_{\text{MAN}}(M)$  is achievable in an  $(N, K)$  SP-LFR system, where the point  $(M_t, R_t)$  can be achieved with subpacketization  $\binom{K}{t}$ .

*Proof:* It was proved in [21] that  $\mathbf{A}_t$  in Definition 2 is a  $(K, \binom{K}{t}, \binom{K-1}{t-1}, \binom{K}{t+1})$  PDA. Thus, the achievability of the point  $(M_t, R_t)$  directly follows from Theorem 1. Moreover, the lower convex envelope of the points in (28) can be achieved by memory-sharing technique [1]. ■

*Remark 5* (Known setups subsumed by our construction). The PDA  $\mathbf{A}$  in Subsection III-B is an MAN-PDA. In general, for the MAN-PDA based SP-LFR scheme presented in Section V, when users are demanding files we have the following. If the security keys  $V_1, \dots, V_S$  are removed (by setting them to be zero vector), then the scheme degrades to the privacy key scheme in [18]<sup>4</sup>. If the privacy keys  $\{T_{i,j} : (i, j) \in [F] \times [K], i \neq j\}$  are removed (by setting the vectors  $\mathbf{p}_1, \dots, \mathbf{p}_K$  to be zero vector), the scheme degrades to the security key scheme in [11]. If both the security and privacy keys are removed, then the scheme degrades to the MAN scheme [1]. Notice that from Table I, among the best known memory tradeoffs in various previous setups, the worst tradeoff is S-FR, which turns out to be  $R_{\text{MAN}}(M)$ . Thus, due to the superposition of security and privacy keys, neither memory size nor the communication load is increased in the more restrictive SP-LFR setup. More generally, the following facts hold for PDA based SP-LFR schemes:

- If the security keys are removed, the SP-LFR scheme degrades to a P-LFR scheme;
- If the privacy keys are removed, the SP-LFR scheme degrades to an S-LFR schemes; and
- If both the security and privacy keys are removed, the SP-LFR scheme degrades to an LFR scheme. In the FR setup, it degrades to the PDA based FR scheme in [21].

*Remark 6* (Subpacketization). In the P-FR setup, by using the idea of virtual users, it was showed in [15] that, one can construct a coded caching scheme for an  $(N, K)$  system from any given  $(NK, F, Z, S)$  PDA, achieving the memory-load pair  $(\frac{NZ}{F}, \frac{S}{F})$  with subpacketization  $F$ . In our approach, for a system with  $K$  users, we only need a PDA with  $K$  columns. In many PDA constructions, such as the ones in [21], [23], the subpacketization parameter  $F$  increases very fast with  $K$ . Thus, in addition to achieve the security, our construction has the advantage of avoiding the boost in subpacketization compared to [15], which is associated to the same MAN-PDA in the FR setup [21].

The following two subsections shows the optimality of the MAN-PDA based SP-LFR scheme in two senses. Theorem 2 shows the optimality of memory-load pairs and subpacketizations among all PDA based SP-LFR schemes. Theorem 3 compares the load-memory tradeoff with the optimal load-memory tradeoff in information-theoretical sense.

<sup>4</sup>In the case  $N \leq K$  and  $t \leq K - N$ , some redundant signals are removed in the privacy key scheme [18] in the P-FR setup. Those signals can not be removed in SP-LFR or S-FR setups due to the use of security keys.

### B. Lower Bound of PDA based SP-LFR Schemes and Optimality of MAN-PDA

**Theorem 2.** *Given a  $(K, F, Z, S)$  PDA, if the associated SP-LFR scheme achieves a memory-load pair  $(M, R)$ , then necessarily*

$$R \geq \frac{K(N-M)}{N-1+K(M-1)} = \frac{K-x}{x+1} \Big|_{x=K\frac{M-1}{N-1}}. \quad (29)$$

*In particular, the memory-load pairs  $\{(M_t, R_t) : t \in [0 : K]\}$  satisfy (29) with equality. Moreover, if  $M = M_t$  and  $R = R_t$  for some  $t \in [0 : K]$ , then  $F \geq \binom{K}{t}$ .*

Theorem 2 shows that the the memory-load pairs  $\{(M_t, R_t) : t \in [0 : K]\}$  in (28) are in fact Pareto-optimal among all PDA based SP-LFR schemes, and MAN-PDA achieves these points with the lowest subpacketization. Thus, it is impossible to decrease the subpacketization without any loss in memory or load cost. Fortunately, there have been various results in PDA or equivalent forms in coded caching literature, which pursue low subpacketizations [21]–[25]. From Theorem 1, we can easily analysis their performance when they are used to derive SP-LFR schemes following the procedure in Section V. As an example, we evaluate the performance of the constructions in [21] in Corollary 2.

Notice that in the FR setup, MAN-PDA based FR scheme was showed to be optimal among all regular PDA based FR schemes, and it has the optimal subpacketization among such FR schemes achieving the same memory-load pairs [21]. In our SP-LFR setup, the optimality of MAN-PDA based SP-LFR scheme in Theorem 2 is stronger than its counterpart in [21] in the sense that the optimality is among all PDA-based SP-LFR schemes. In the other setups imposing one or more of the three conditions, no such results on PDA have been reported, to the best of our knowledge.

**Corollary 2.** *For any  $(N, K)$  caching system, for any  $t \in [2 : K-1]$  such that  $t \mid K$  or  $(K-t) \mid K$ , then there exists a SP-LFR scheme achieving the memory-load pair  $(M, R) = \left(1 + \frac{t(N-1)}{K}, \frac{K-t}{t}\right)$  with subpacketization  $\frac{t}{K} \binom{K}{\min\{t, K-t\}}$ .*

*Proof:* By the PDA construction in [21], for any  $m, r \in \mathbb{N}^+$  such that,  $r \geq 2$ , there exists

P1: a  $(r(m+1), r^m, r^{m-1}, r^{m+1} - r^m)$  PDA;

P2: a  $(r(m+1), (r-1)r^m, (r-1)^2r^{m-1}, r^m)$  PDA.

Therefore,

- 1) if  $t \mid K$ , let  $r = \frac{K}{t}$ ,  $m = t - 1$ , then by Theorem 1, the associated SP-LFR scheme in P1 achieves the memory-load pair  $(M, R) = \left(1 + \frac{N-1}{r}, r-1\right)$  with subpacketization  $r^m$ ;
- 2) if  $(K-t) \mid K$ , let  $r = \frac{K}{K-t}$ ,  $m = K - t - 1$ , then by Theorem 1, the associated SP-LFR scheme in P2 achieves the memory-load pair  $(M, R) = \left(1 + \frac{(r-1)(N-1)}{r}, \frac{1}{r-1}\right)$  with subpacketization  $(r-1)r^m$ .

In both cases, by plugging  $r$  and  $m$  into the expressions of  $M, R, F$  respectively, we conclude that the scheme achieves the memory-load pair  $(M, R) = \left(1 + \frac{t(N-1)}{K}, \frac{K-t}{t}\right)$  with subpacketization  $\frac{t}{K} \binom{K}{t}$  (if  $t \mid K$ ) or  $\frac{t}{K} \binom{K}{K-t}$  (if  $(K-t) \mid K$ ). Then the conclusion follows from

$$\min\{t, K-t\} = \begin{cases} t, & \text{if } t \mid K \\ K-t, & \text{if } (K-t) \mid K \end{cases}. \quad (30)$$

■

### C. Gap Results of MAN-PDA Based SP-LFR Scheme

**Theorem 3.** For an  $(N, K)$  caching system, the ratio of the achieved communication load of MAN-PDA based SP-LFR scheme  $R_{\text{MAN}}(M)$  and the optimal communication load  $R^*(M)$  satisfies

1)  $N \geq K$ , for all  $M \in [1, N)$ ,

$$\frac{R_{\text{MAN}}(M)}{R^*(M)} \leq \begin{cases} 2, & \text{if } N = K = 2 \\ 6.02652, & \text{if } N = K \geq 3 \\ 5.0221, & \text{if } N = K + 1 \\ 4.01768, & \text{if } N \geq K + 2 \end{cases}. \quad (31)$$

2)  $N < K$ , for all  $M \in [2, N)$ ,

$$\frac{R_{\text{MAN}}(M)}{R^*(M)} < 8. \quad (32)$$

*Remark 7* (Improvement over S-FR). It was proved in [11] for S-FR systems that  $R_{\text{MAN}}(M)$  is to within a constant multiplicative gap of 17 of the optimal load in the regime  $\max\{1 + \frac{(K-N)(N-1)}{KN}, 1\} \leq M \leq N$ . Theorem 3 improves the constant over all interval  $[1, N]$  to the gaps in (31) for  $N \geq K$  and to 8 over  $[2, N]$  for  $N < K$  in (32).

It is worthy pointing out that the converse we use in Section VII to derive the gap uses neither the privacy condition (7) nor the linear function retrieval condition. This means that Theorem 3 also improves gap of the S-FR systems [11]. Since the bound in S-FR systems also works in SP-LFR systems, the gap result in [11] also indicates that in the regime  $N < K$  and  $1 + \frac{(K-N)(N-1)}{KN} \leq M \leq 2$ , the load  $R_{\text{MAN}}(M)$  is optimal to within the constant gap of 17.

At present, the gap remains unbounded and scales with  $N$  only for  $K > N$  and  $1 \leq M \leq 1 + \frac{(K-N)(N-1)}{KN}$ . From Table I and Corollary 1, at the point  $M = 1$  (by setting the parameter  $t = 0$  in the privacy/security key schemes and (28)), it can be observed that in P-FR (resp. P-LFR) setup, the load  $R = \min\{N - 1, K\}$  (resp.  $R = \min\{N, K\}$ ) is achievable, while in S-FR setup and our SP-LFR setup, the best known achievable load is  $R = K$ . Thus, it seems that the larger load when  $K > N$  is mainly caused by the security condition; closing the gap in small memory regime when  $K > N$  was proposed as an open problem in the S-FR setup [11].

## V. PDA BASED SP-LFR SCHEMES (PROOF OF THEOREM 1)

In this section, we first present a SP-LFR scheme for any given PDA, and then prove Theorem 1 by verifying its correctness, security, privacy and performance.

### A. SP-LFR Schemes from PDAs

Given a  $(K, F, Z, S)$  PDA  $\mathbf{A} = [a_{i,j}]_{F \times K}$ , the server partitions each file  $W_n$  into  $F$  equal-size packets

$$W_n = (W_{n,1}, W_{n,2}, \dots, W_{n,F}), \quad \forall n \in [N]. \quad (33)$$

The server associates the  $i$ -th packet of the files with the  $i$ -th row, and user  $j$  with the  $j$ -th column of  $\mathbf{A}$ . Then the system operates as follows.

*Placement Phase:* The server first generates  $S$  security keys and  $K(F - Z)$  privacy keys as follows.

- The  $S$  security keys, denoted by  $V_1, V_2, \dots, V_S$ , are associated to the ordinary symbols  $s = 1, 2, \dots, S$  respectively. They are independently and uniformly chosen from  $\mathbb{F}_q^{B/F}$ ;
- The  $K(F - Z)$  privacy keys are generated as follows. The server first generates  $K$  i.i.d. random vectors  $\mathbf{p}_1, \dots, \mathbf{p}_K$  from  $\mathbb{F}_q^N$ , i.e.,

$$\mathbf{p}_j \triangleq (p_{j,1}, \dots, p_{j,N})^\top \sim \text{Unif}\{\mathbb{F}_q^N\}, \quad \forall j \in [K]. \quad (34)$$

Then the  $K(F - Z)$  privacy keys, denoted by  $\{T_{i,j} : (i,j) \in [F] \times [K], a_{i,j} \neq *\}$ , are generated as follows

$$T_{i,j} \triangleq \sum_{n \in [N]} p_{j,n} \cdot W_{n,i}, \quad (35)$$

for all  $(i,j) \in [F] \times [K]$  s.t.  $a_{i,j} \neq *$ , where the key  $T_{i,j}$  is associated to the entry  $a_{i,j}$ .

Then the server  $k$  fills the cache of user  $k$  as

$$Z_k = \left\{ W_{n,i} : i \in [F], a_{i,k} = *, n \in [N] \right\} \quad (36a)$$

$$\cup \left\{ V_{a_{i,k}} + T_{i,k} : i \in [F], a_{i,k} \neq * \right\}. \quad (36b)$$

The random variable  $P$  is given by

$$P = (V_{[S]}, \mathbf{p}_{[K]}). \quad (37)$$

*Delivery Phase:* After receiving the user demands  $\mathbf{d}_{[K]}$ , the server generates  $K$  vectors

$$\mathbf{q}_k = \mathbf{p}_k + \mathbf{d}_k = (q_{k,1}, q_{k,2}, \dots, q_{k,N})^\top, \quad \forall k \in [K]. \quad (38)$$

The server generates  $S$  signals

$$Y_s \triangleq V_s + \sum_{\substack{(i,j) \in [F] \times [K] \\ a_{i,j} = s}} \sum_{n \in [N]} q_{j,n} \cdot W_{n,i}, \quad \forall s \in [S]. \quad (39)$$

Then the server sends

$$X = (\mathbf{q}_{[K]}, Y_{[S]}). \quad (40)$$

*Correctness:* Let

$$\overline{W}_{\mathbf{d}_k, i} \triangleq \sum_{n \in [N]} d_{k,n} \cdot W_{n,i}, \quad \forall k \in [K], i \in [F]. \quad (41)$$

We need to show that user  $k$  can obtain all the packets  $\{\overline{W}_{\mathbf{d}_k, i} : i \in [F]\}$  by (2). By (36a), for  $h \in [F]$  such that  $a_{h,k} = *$ , user  $k$  can compute  $\overline{W}_{\mathbf{d}_k, h}$  directly from the packets in its cache. Thus, user  $k$  only needs to decode  $\overline{W}_{\mathbf{d}_k, h}$  such that  $a_{h,k} \neq *$ . By the definition of PDA,  $a_{h,k} \in [S]$ . Let  $s \triangleq a_{h,k}$ , we prove that the packet  $\overline{W}_{\mathbf{d}_k, h}$  can be decoded from the signal  $Y_s, \mathbf{q}_{[K]}$  and the cache contents in  $Z_k$ . In fact, by (38), (39) and (41),  $Y_s$  can be written as

$$Y_s = \overline{W}_{\mathbf{d}_k, h} \quad (42a)$$

$$+V_s + \sum_{n \in [N]} p_{k,n} \cdot W_{n,h} \quad (42b)$$

$$+ \sum_{\substack{(i,j) \in [F] \times [K] \\ a_{i,j} = s, j \neq k}} \sum_{n \in [N]} q_{j,n} \cdot W_{n,i}. \quad (42c)$$

For any  $(i, j) \in [F] \times [K]$  such that  $a_{i,j} = a_{h,k} = s$  and  $j \neq k$ , by the definition of PDA, we have  $i \neq h$  and  $a_{i,k} = *$ . By (36a), this indicates that user  $k$  has stored the  $i$ -th packet of all files  $\{W_{n,i} : n \in [N]\}$ . Moreover, by the fact that the user can get the coefficient vectors  $\mathbf{q}_{[K]}$ , user  $k$  can compute the term in (42c). Furthermore, the signal in (42b) is exactly the cached key  $V_{a_{h,k}} \oplus T_{h,k}$  in (36b) by (35). Thus, user  $k$  can decode the packet  $\overline{W}_{\mathbf{d}_k, h}$  by cancelling the terms in (42b) and (42c) in (42).

We prove the stronger condition (9),

$$I(\mathbf{d}_{[K]}, W_{[N]}; X) \quad (43)$$

$$\stackrel{(40)}{=} I(\mathbf{d}_{[K]}, W_{[N]}; \mathbf{q}_{[K]}, Y_{[S]}) \quad (44)$$

$$= I(\mathbf{d}_{[K]}, W_{[N]}; \mathbf{q}_{[K]}) + I(\mathbf{d}_{[K]}, W_{[N]}; Y_{[S]} | \mathbf{q}_{[K]}) \quad (45)$$

$$= 0, \quad (46)$$

where (46) follows since (a)  $\mathbf{q}_{[K]} = \mathbf{d}_{[K]} + \mathbf{p}_{[K]}$  is independent of  $(\mathbf{d}_{[K]}, W_{[N]})$  because  $\mathbf{p}_{[K]}$  are independently and uniformly distributed over  $\mathbb{F}_q^N$ ; and (b)  $Y_{[S]} = V_{[S]} + Y'_{[S]}$  is independent of  $(\mathbf{d}_{[K]}, W_{[N]}, \mathbf{q}_{[K]})$  because  $V_{[S]}$  are independently and uniformly distributed over  $\mathbb{F}_q^{B/F}$ , where

$$Y'_s \triangleq \sum_{\substack{(i,j) \in [F] \times [K] \\ a_{i,j} = s}} \sum_{n \in [N]} q_{j,n} \cdot W_{n,i}, \quad \forall s \in [S]. \quad (47)$$

*Privacy:* By (46) and  $I(W_{[N]}, \mathbf{d}_{[K]}; X) = 0$  proved above, thus we only need to prove

$$I(\mathbf{d}_{[K] \setminus S}; Z_S | W_{[N]}, X, \mathbf{d}_S) \quad (48)$$

$$\stackrel{(40)}{=} I(\mathbf{d}_{[K] \setminus S}; Z_S | W_{[N]}, \mathbf{q}_{[K]}, \mathbf{d}_S, Y_{[S]}) \quad (49)$$

$$\leq I(\mathbf{d}_{[K] \setminus S}; Z_S, V_{[S]} | W_{[N]}, \mathbf{q}_{[K]}, \mathbf{d}_S, Y_{[S]}) \quad (50)$$

$$\stackrel{(38)}{=} I(\mathbf{d}_{[K] \setminus S}; Z_S, V_{[S]} | W_{[N]}, \mathbf{q}_{[K] \setminus S}, \mathbf{d}_S, \mathbf{p}_S, Y_{[S]}) \quad (51)$$

$$= I(\mathbf{d}_{[K] \setminus S}; V_{[S]} | W_{[N]}, \mathbf{q}_{[K] \setminus S}, \mathbf{d}_S, \mathbf{p}_S, Y_{[S]}) \quad (52)$$

$$= 0, \quad (53)$$

where (52) follows since  $Z_S$  is determined by  $\mathbf{p}_S, V_{[S]}$  and  $W_{[N]}$  by construction.

*Performance:* By (33), each file is split into  $F$  equal-size packets, each of length  $\frac{B}{F}$ , thus the subpacketization is  $F$ . For each user  $k$ , by the cached content in (36), for each  $i \in [F]$  such that  $a_{i,k} = *$ , there are  $N$  associated packets cached by the user, one from each file (see (36a)). For each  $i \in [F]$  such that  $a_{i,k} \neq *$ , there is one associated coded packet cached at the user (see (36b)). Recall that, each column of a  $(K, F, Z, S)$  PDA has  $Z$  “\*”s and  $F - Z$  ordinary symbols, thus, the cache size at each user is

$$M_{\mathbf{A}} = \frac{1}{B} \cdot (Z \cdot N + F - Z) \frac{B}{F} = \frac{F + Z \cdot (N - 1)}{F}. \quad (54)$$

By (40), the server sends  $S$  coded packets  $Y_{[S]}$ , each of  $\frac{B}{F}$  symbols, and the coefficient vectors  $\mathbf{q}_{[K]}$  can be sent in  $KN$  symbols, thus the achieved load is

$$R_{\mathbf{A}} = \liminf_{B \rightarrow \infty} \frac{1}{B} \left( \frac{S \cdot B}{F} + KN \right) = \frac{S}{F}. \quad (55)$$

*Remark 8* (On randomness needed at the server). One important assumption of all secure or private schemes known in the literature, including our novel SP-LFR scheme, is the availability of randomness at the server. In our problem formulation, this is represented by the random variable  $P$  from some *unconstrained* probability space  $\mathcal{P}$  (see Section II), which can be used by the server to privately generate whatever it is needed to guarantee privacy (see Section V). In all known schemes, this boils down to the ability of the server to access *perfectly random bits*, that is, i.i.d. uniformly distributed bits. This is a very strong assumption, as what one can practically have are just pseudo-random number generators [27]. For example, our  $(K, F, Z, S)$  PDA based SP-LFR requires  $H(P) = (\frac{SB}{F} + NK) \log_2 q$  perfectly random bits; the virtual users scheme requires  $H(P) = K \log_2 N$  perfectly random bits; the scheme with random permutations in [13] requires  $H(P) = K \log_2 \left( \binom{NK}{t}! \right)$  perfectly random bits when  $M = \frac{t}{K}$  for  $t \in [0 : NK]$ ;<sup>5</sup> the security key scheme in [11] requires  $R_t B$  perfect random bits when the memory size is  $M = M_t$  for  $t \in [0 : K]$ ; and so on. An interesting, and practically relevant question is thus: *what is the minimum number of perfectly random bits needed to achieve privacy?*

As part of ongoing work we are investigating this question. The answer is clearly a tradeoff between load, memory and amount of randomness. To see this, consider the P-LFR setup, note that on the one hand, by prefetching arbitrary  $MB$  symbols of the files to the cache of each user, the server can send all the remaining  $(N - M)B$  symbols to the users without any coding, thus achieving the memory-load pair  $(M, N - M)$  which does not require any randomness at the server; on the other hand, if we remove the security key in MAN-PDA base SP-LFR scheme, we obtain a P-LFR scheme achieving the memory-load pair  $(M_t, R_t)$ , given in Corollary 1, if the server has  $H(P) = KN \log_2 q$  perfectly random bits.

## VI. LOWER BOUND OF PDA BASED SP-LFR SCHEMES AND OPTIMALITY OF MAN-PDA (PROOF OF THEOREM 2)

In this section, we first present two known useful properties of PDA, and then prove Theorem 2.

### A. Preliminary Lemmas

**Lemma 1** (Lemma 3 of [26]). *Given any  $F \times K$  array  $\mathbf{A}$ , whose entries are composed of a specific symbol “ $*$ ” and some ordinary symbols, denoted by  $1, 2, \dots, S$ , if  $\mathbf{A}$  satisfies the condition that two distinct entries  $a_{i,j} = a_{i',j'} = s$  for some ordinary symbol  $s \in [S]$  only if the conditions a) and b) in Definition 1 hold, then*

$$S \geq \frac{nF}{KF + F - n}, \quad (56)$$

where the number of ordinary entries is denoted  $n$ . Moreover, the inequality in (56) holds with equality if and only if there are  $\frac{n}{F}$  ordinary symbol entries in each row, and each symbol  $s \in [S]$  occurs  $\frac{n}{S}$  times.

<sup>5</sup>The setup in [13] considers a case where each user requires  $L$  out of the  $N$  files, in which case it requires  $H(P) = N \log_2 \left( \binom{U}{t}! \right)$  perfect random bits when  $M = \frac{tN}{U}$  for  $t \in [0 : U]$ , where  $U = \binom{N}{L} K$ .

**Lemma 2** (Lemma 2 of [21]). *Given any positive integers  $K, F, g$  such that  $K \geq g \geq 2$ , if an  $F \times K$  array  $\mathbf{A}$  whose entries are composed of a specific symbol “\*” and some ordinary symbols, denoted by  $1, 2, \dots, S$ , if it satisfies the following conditions:*

- 1) *each row has exactly  $g - 1$  “\*”s;*
- 2) *each ordinary symbol occurs exactly  $g$  times; and*
- 3) *two distinct entries  $a_{i,j} = a_{i',j'} = s$  for some ordinary symbol  $s \in [S]$  only if the conditions a) and b) in Definition 1 hold;*

*then  $F \geq \binom{K}{g-1}$ .*

### B. Proof of Theorem 2

In the  $(K, F, Z, S)$  PDA  $\mathbf{A}$ , the number of ordinary symbols is given by  $n = K(F - Z)$ , thus by Lemma 1, we have

$$\frac{S}{F} \geq \frac{n}{KF + F - n} \quad (57a)$$

$$= \frac{K(F - Z)}{F + KZ} \quad (57b)$$

$$= \frac{K(1 - Z/F)}{1 + KZ/F}. \quad (57c)$$

By Theorem 1, an achieved  $(M, R)$  pair satisfies

$$R = \frac{S}{F}, \quad \frac{M - 1}{N - 1} = \frac{Z}{F}. \quad (58)$$

Then the lower bound (29) is directly obtained by plugging (58) into (57). The fact  $\{(M_t, R_t) : t \in [0 : K]\}$  are on the curve of the lower bound can be straightly verified by plugging  $M = M_t$  and  $R = R_t$  into (29).

Assume that  $(M, R) = (M_t, R_t)$ , it remains to prove that  $F \geq \binom{K}{t}$ . In fact, for  $t = 0$  and  $t = K$ , the conclusion is trivial. Now consider the case  $t \in [K - 1]$ , the fact that the inequality in (29) holds with equality indicates that the inequality in (57a) holds with equality. Moreover, plugging the expression  $M_t = 1 + \frac{t(N-1)}{K}$  into (58), we obtain  $\frac{KZ}{F} = t$ , and by (57b) and the fact the inequality in (57a) holds with equality,  $\frac{K(F-Z)}{S} = t + 1$ . By Lemma 1, there are  $K - \frac{n}{F} = \frac{KZ}{F} = t$  “\*”s in each row, and each symbol occurs  $\frac{n}{S} = t + 1$  times in the PDA  $\mathbf{A}$ . Therefore, the conclusion  $F \geq \binom{K}{t}$  directly follows from Lemma 2.

## VII. GAP RESULTS OF MAN-PDA BASED SP-LFR SCHEME (PROOF OF THEOREM 3)

In this section, we first present four useful lemmas, then we prove Theorem 3 by using the lemmas. The proof of Lemma 3, 4 and 5 are deferred to Appendix B, C and D, respectively. Lemma 6 directly follows from the result of [10].

### A. Preliminary Lemmas

**Lemma 3** (Cut-set bound). *The optimal SP-LFR load-momery tradeoff  $R^*(M)$  has the following bound:*

$$R^*(M) \geq \max_{u \in [\lfloor \frac{N}{2} \rfloor, K]} \frac{uN - u^2M}{N - 1}, \quad \forall M \in [1, N]. \quad (59)$$



The cut-set bound here follows similar ideas as [11], but with some different steps in the proof. The advantage of the cut-set bound in Lemma 3 is that it does not contain rounding operations such as  $\lfloor \frac{N}{s} \rfloor$ . The technique of removing rounding here is different from but simpler than the approach based on Han's inequality in [28]. We will point out the distinctions from [11] after presenting the proof (see Remark 9).

**Lemma 4.** *The load of MAN-PDA base SP-LFR scheme  $R_{\text{MAN}}(M)$  satisfies*

$$R_{\text{MAN}}(M) \leq \frac{N - M}{M - 1}, \quad \forall M \in (1, N]. \quad (60)$$

Define  $r_{\text{MAN}}(M)$  the lower convex envelope of the following points

$$M'_t = \frac{tN}{K}, \quad R'_t = \frac{K - t}{t + 1}, \quad t \in \{0, 1, \dots, K\}. \quad (61)$$

Then when  $N \geq K$ ,  $r_{\text{MAN}}(M)$  is the optimal worst-case load-memory tradeoff under uncoded placement constraint in FR setup [3], [4].

**Lemma 5.** *The loads  $R_{\text{MAN}}(M)$  and  $r_{\text{MAN}}(M)$  satisfy*

$$\frac{R_{\text{MAN}}(M)}{r_{\text{MAN}}(M)} \leq \begin{cases} 2, & \text{if } N \geq K + 2 \\ 2.5, & \text{if } N = K + 1 \\ 3, & \text{if } N = K \geq 3 \end{cases}, \quad \forall M \in [1, N]. \quad (62)$$

**Lemma 6** (Theorem 1 in [10]). *Let  $r_{\text{FR}}^*(M)$  be the optimal worst-case load-memory tradeoff in FR setup, then in the case  $N \geq K$ ,  $r_{\text{MAN}}(M)$  satisfies*

$$\frac{r_{\text{MAN}}(M)}{r_{\text{FR}}^*(M)} \leq 2.00884, \quad \forall M \in [0, N]. \quad (63)$$

### B. Proof of Theorem 3

We separately prove the cases  $N \geq K$  and  $N < K$ ,  $M \geq 2$ .

1) *Case  $N \geq K$ :* If  $N = K = 2$ , then  $R_{\text{MAN}}(M)$  is obtained by sequentially connecting the points  $(M_0, R_0) = (1, 2)$ ,  $(M_1, R_1) = (\frac{3}{2}, \frac{1}{2})$ ,  $(M_2, R_2) = (2, 0)$ , i.e.,

$$R_{\text{MAN}}(M) = \begin{cases} 5 - 3M, & \text{if } 1 \leq M \leq \frac{3}{2} \\ 2 - M, & \text{if } \frac{3}{2} \leq M \leq 1 \end{cases}. \quad (64)$$

and by Lemma 3,

$$R^*(M) \geq 2 - M, \quad \forall M \in [1, 2]. \quad (65)$$

Therefore,

$$\frac{R_{\text{MAN}}(M)}{R^*(M)} \leq \max_{x \in [1, \frac{3}{2}]} \left\{ \frac{5 - 3x}{2 - x}, 1 \right\} = 2, \quad \forall M \in [1, 2]. \quad (66)$$

If  $N > 2$  or  $K > 2$ , since the optimal load in FR setup does not exceed the optimal load in SP-LFR setup, it always holds  $r_{\text{FR}}^*(M) \leq R^*(M)$ , hence for any  $M \in [1, N]$ ,

$$\frac{R_{\text{MAN}}(M)}{R^*(M)} = \frac{R_{\text{MAN}}(M)}{r_{\text{MAN}}(M)} \cdot \frac{r_{\text{MAN}}(M)}{r_{\text{RF}}^*(M)} \cdot \frac{r_{\text{RF}}^*(M)}{R^*(M)} \quad (67)$$

$$\stackrel{(62),(63)}{\leq} \begin{cases} 4.01768, & \text{if } N \geq K + 2 \\ 5.0221, & \text{if } N = K + 1 \\ 6.02652, & \text{if } N = K \geq 3 \end{cases}. \quad (68)$$

Combining (66) and (68), we proved the case  $N \geq K$ .

2)  $N < K$  and  $2 \leq M < N$ : For each  $u \in \{1, \dots, \lfloor \frac{N}{2} \rfloor\}$ , define

$$L_u(M) = \frac{uN - u^2M}{N - 1}, \quad M \in [0, N]. \quad (69)$$

Notice that  $\lfloor \frac{N}{2} \rfloor < K$ , so for each  $u \in \lfloor \frac{N}{2} \rfloor$ , by Lemma 3,

$$R^*(M) \geq L_u(M), \quad \forall M \in [1, N]. \quad (70)$$

For any  $M \in [\frac{N}{2\lfloor N/2 \rfloor + 1}, N]$ , define

$$f(M) \triangleq \frac{1}{4} \cdot \frac{N}{N-1} \left( \frac{N}{M} - \frac{M}{N} \right). \quad (71)$$

Notice that by the fact  $\lfloor \frac{N}{2} \rfloor \geq \frac{N-1}{2}$ ,  $\frac{N}{2\lfloor N/2 \rfloor + 1} \leq 1$ . Thus, the interval  $[\frac{N}{2\lfloor N/2 \rfloor + 1}, N]$  encloses  $[1, N]$  as its sub-interval. We claim that  $f(M)$  lower bounds  $R^*(M)$  on  $[1, N]$ , i.e.,

$$R^*(M) \geq f(M), \quad \forall M \in [1, N]. \quad (72)$$

In fact, consider the interval  $[\frac{N}{2\lfloor N/2 \rfloor + 1}, N]$ , which can be split into the  $\lfloor \frac{N}{2} \rfloor$  intervals  $[\frac{N}{2u+1}, \frac{N}{2u-1}]$ ,  $u = 1, 2, \dots, \lfloor \frac{N}{2} \rfloor$ , i.e.,

$$\left[ \frac{N}{2\lfloor N/2 \rfloor + 1}, N \right] = \bigcup_{u=1}^{\lfloor \frac{N}{2} \rfloor} \left[ \frac{N}{2u+1}, \frac{N}{2u-1} \right]. \quad (73)$$

For any  $M \in [1, N]$ , there exists  $u \in \{1, \dots, \lfloor \frac{N}{2} \rfloor\}$  such that  $M \in [\frac{N}{2u+1}, \frac{N}{2u-1}]$ . It is easy to verify the following two equalities:

$$L_u \left( \frac{N}{2u+1} \right) = f \left( \frac{N}{2u+1} \right) = \frac{N}{N-1} \cdot \frac{u(u+1)}{2u+1}, \quad (74a)$$

$$L_u \left( \frac{N}{2u-1} \right) = f \left( \frac{N}{2u-1} \right) = \frac{N}{N-1} \cdot \frac{u(u-1)}{2u-1}. \quad (74b)$$

Since  $f(x)$  is convex on the interval  $[\frac{N}{2u+1}, \frac{N}{2u-1}]$ , by (74),

$$L_u(x) \geq f(x), \quad \forall x \in \left[ \frac{N}{2u+1}, \frac{N}{2u-1} \right]. \quad (75)$$

Hence, by (70), (73) and (75), we conclude that (72) holds.

Moreover, for any  $M \in [2, N)$ ,

$$\frac{R_{\text{MAN}}(M)}{R^*(M)} \stackrel{(60),(72)}{\leq} \frac{\frac{N-M}{M-1}}{\frac{1}{4} \cdot \frac{N}{N-1} \cdot \left( \frac{N}{M} - \frac{M}{N} \right)} \quad (76)$$

$$= 4 \cdot \frac{N-1}{N} \cdot \frac{N-M}{M-1} \cdot \frac{MN}{(N+M)(N-M)} \quad (77)$$

$$= 4(N-1) \cdot \left( \frac{1}{M+N} + \frac{1}{(M-1)(M+N)} \right) \quad (78)$$

$$\leq 8 \cdot \frac{N-1}{N+2} \quad (79)$$

$$< 8. \quad (80)$$

### VIII. NUMERICAL RESULTS

In this section, we compare numerically the performances of the schemes in Corollary 1 and 2, with the schemes listed in Table I. For simplicity, we will refer the PDA based schemes in Corollary 1 and 2 as MAN-PDA and Lsub-PDA SP-LFR schemes, respectively. In Fig. 2, we plot the memory-load tradeoff of these schemes in three regimes:  $N > K$ ,  $N = K$  and  $N < K$ , where we choose parameters  $(N, K) = (30, 10)$ ,  $(20, 20)$  and  $(10, 30)$ , respectively. For reference, we also plot the converse bound in [10], which works for all the above schemes.

In Fig. 2, comparing the MAN-PDA based SP-LFR scheme with the other schemes, we make the following observations.

- 1) In all cases, the MAN-PDA based SP-LFR scheme achieves the same performances as the security key scheme in S-FR setup. In fact, the superposition of the security keys and privacy keys, as well as the extension of file retrieval demands to linear function retrieval neither increase the memory nor the load.
- 2) For the case  $N > K$  (Fig. 2(a)), the MAN-PDA based SP-LFR scheme achieves the same performance as privacy key schemes (in both P-FR and P-LFR setups) on the whole interval  $[1, N]$ . In fact, for the chosen parameter, the load-memory tradeoff of the privacy key schemes on the interval  $M \in [1, N]$  are given by the lower convex envelope of the points  $\{(M_t, R_t) : t \in [0 : K]\}$ , which is exactly  $R_{\text{MAN}}(M)$ . Similar to the comparison with the security scheme, the superposition of the privacy keys with the security keys neither increase the memory size nor the load. It was numerically verified in [18] that when  $N > 2K + 1$  and  $0 < M < N - 1 - \frac{1}{K}$ , the privacy key scheme outperforms the virtual users scheme in P-FR setup. Thus, in the regime  $N > 2K + 1, 1 \leq M \leq N - 1 - \frac{1}{K}$ , the MAN-PDA based SP-LFR scheme also outperforms the virtual users scheme.
- 3) For the case  $N \leq K$  (Fig. 2(b) and 2(c)), the MAN-PDA based SP-LFR scheme achieves the same performance as the privacy key schemes when  $M$  is larger than  $1 + \frac{(K-N+1)(N-1)}{K}$ . For small  $M$ , it is inferior to the privacy key scheme because in P-FR setup:
  - a) The trivial point  $(M, R) = (0, N)$  can be achieved, and thus memory-sharing the other points with this point increases the performance;
  - b) For  $M \in \{M_t : t \in [0 : K - N]\}$ , some redundant signals can be removed, similar to the cases in [10] and [20].

In the SP-LFR systems, the above two points do not hold due to the use of security keys in the signals. Notice that, at the corner points, the additional load in the MAN-PDA based SP-LFR scheme due to the redundant signals compared to the privacy key scheme in P-FR setup is  $\binom{K - \min\{N-1, K\}}{t+1} / \binom{K}{t}$ , where  $t = K \frac{M-1}{N-1} \in [0 : K - N]$ . This indicates that when  $N < K$  and  $M$  is close to 1, the additional load is significant (e.g., at  $M = 1$ , the additional load is  $K - N + 1$ ), which leads to the observation that the load of MAN-PDA based SP-LFR scheme diverges from that of the YMA/WSJTC/Privacy Key/Virtual users scheme in the FR/LFR setup.

Observing the Lsub-PDA based SP-LFR scheme in Corollary 2, it is worse than but close to the load of MAN-PDA based SP-LFR scheme in all regimes. The advantage of the Lsub-PDA

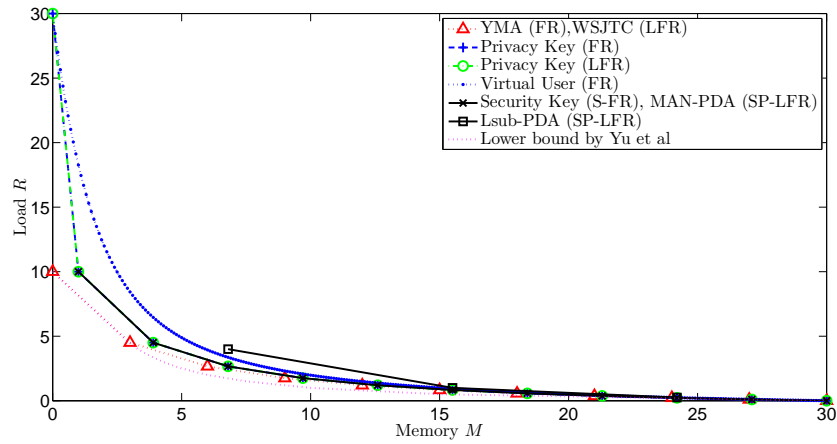
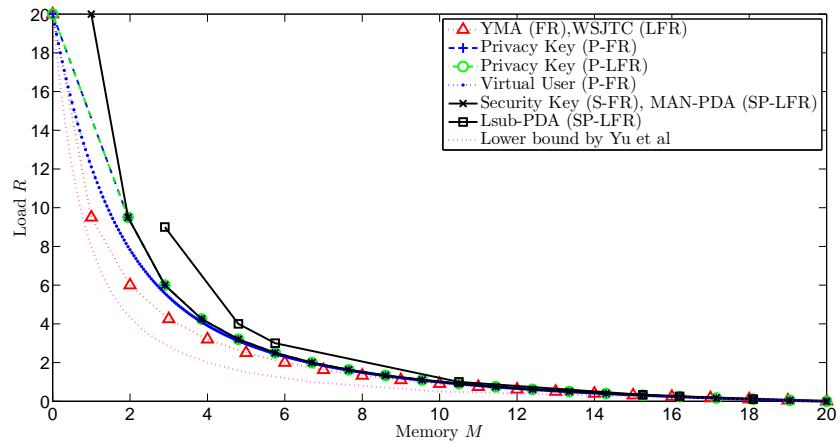
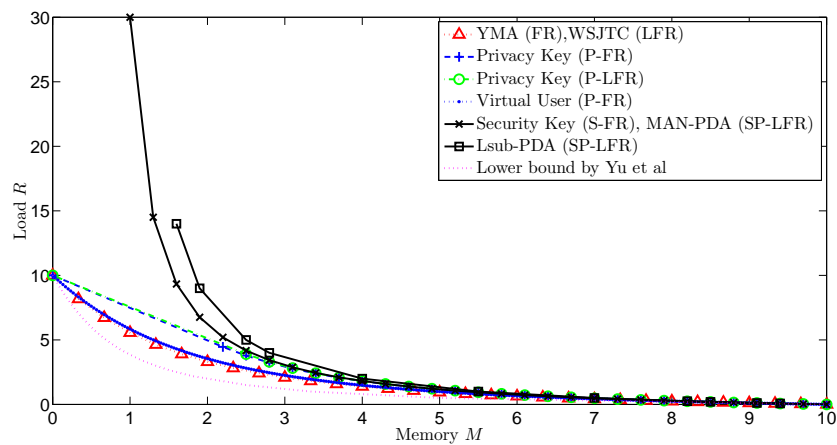
(a)  $N = 30, K = 10$ (b)  $N = K = 20$ (c)  $N = 10, K = 30$ 

Fig. 2: Load-memory tradeoff for secure/non-secure and private/non-private systems such that (a)  $N > K$ ; (b)  $N = K$ ; (c)  $N < K$ .

is that it has low subpacketization. In fact, by Corollary 1 and 2, for integer  $t \in [2 : K - 1]$  such that  $t \mid K$ , the MAN-PDA and Lsub-PDA based SP-LFR schemes achieve the same memory size. Let us denote their loads and subpacketizations by  $R_{\text{MAN}}, R_{\text{Lsub}}$  and  $B_{\text{MAN}}, B_{\text{Lsub}}$  respectively. Then,

$$R_{\text{MAN}} = \frac{t}{t+1} R_{\text{Lsub}}, \quad (81)$$

$$B_{\text{MAN}} = \frac{K!}{t!(K-t)!} \quad (82)$$

$$\geq \frac{\sqrt{K}}{e^{\frac{1}{6}} \sqrt{2\pi t(K-t)}} \left(\frac{K}{t}\right)^t \left(\frac{K}{K-t}\right)^{K-t} \quad (83)$$

$$= \frac{1}{e^{\frac{1}{6}} \sqrt{2\pi(K-t)}} \left(\frac{K}{t}\right)^{\frac{3}{2}} \left(\frac{K}{A}\right)^{K \cdot \frac{A}{K}} B_{\text{Lsub}}, \quad (84)$$

where  $A \triangleq \max\{t, K-t\}$  and in (83), we used the Stirling's approximation  $\sqrt{2\pi} n^{n+\frac{1}{2}} e^{-n} \leq n! \leq e^{\frac{1}{12}} \sqrt{2\pi} n^{n+\frac{1}{2}} e^{-n}$ . From (81), the MAN-PDA and Lsub-PDA based SP-LFR schemes have similar load. While from (84), we see that if  $t$  and  $K$  increase proportionally<sup>6</sup>, the Lsub-PDA based SP-LFR scheme saves a factor that increases exponentially with  $K$ . It is worth pointing out that, the MAN-PDA based SP-LFR scheme keeps the same subpacketization as the privacy key scheme from Table I, and thus also has great superiority over the virtual user scheme, as illustrated in [18].

## IX. CONCLUSIONS

In this paper, we investigated the cache-aided content Secure and demand Private Linear Function Retrieval (SP-LFR) problem, where the users are interested in decoding linear combinations of the files, and the library content and the user demands must be protected against a wiretapper observing the transmission signals and any subset of colluding users, respectively. Specially, we proposed superposition of security keys and privacy keys to guarantee both content security and demand privacy. Moreover, this idea was incorporated into the Placement Delivery Array (PDA) framework to obtain SP-LFR schemes from existing PDA results. In particular, among all PDA based SP-LFR schemes, the memory-rate pairs achieved by the PDAs that describes Maddah-Ali and Niesen's coded caching scheme (MAN-PDAs) are Pareto-optimal, and they have the lowest subpacketization to achieve those points. Such strong optimality results on PDAs were not known in the coded caching literature, to the best of our knowledge. In addition, the tradeoff was also showed to be optimal to within a constant multiplicative gap except for the regime  $N < K, 1 \leq M \leq 2$ . Remarkably, the MAN-PDA based SP-LFR scheme does not increase the load compared to the best known S-FR schemes in all regimes, or the best known P-FR scheme in some regime.

## APPENDIX

### A. Proof of Equality (9)

We prove that the security and privacy conditions (6) and (7) imply (9). The following conditioned version of Han's inequalities are useful.

<sup>6</sup>In this case, each user keeps the same memory size  $1 + \frac{t(N-1)}{K}$ , and the number of users  $K$  increases.

**Lemma 7** (Han's inequalities [29]). *Let  $X_0, X_1, X_2, \dots, X_n$  be  $n + 1$  random variables, define*

$$h_k^{(n)} \triangleq \frac{1}{\binom{n}{k}} \sum_{\mathcal{S} \subseteq [n]: |\mathcal{S}|=k} \frac{H(X_{\mathcal{S}} | X_0)}{k}, \quad (85)$$

$$g_k^{(n)} \triangleq \frac{1}{\binom{n}{k}} \sum_{\mathcal{S} \subseteq [n]: |\mathcal{S}|=k} \frac{H(X_{\mathcal{S}} | X_{[n] \setminus \mathcal{S}}, X_0)}{k}, \quad (86)$$

then

$$h_1^{(n)} \geq h_2^{(n)} \dots \geq h_n^{(n)}, \quad g_1^{(n)} \leq g_2^{(n)} \dots \leq g_n^{(n)}. \quad (87)$$

For any  $k \in [K - 1]$ ,

$$\frac{I(D_{[K]}; X | W_{[N]})}{K} \quad (88)$$

$$= \frac{H(D_{[K]} | W_{[N]})}{K} - \frac{H(D_{[K]} | X, W_{[N]})}{K} \quad (89)$$

$$\stackrel{(87)}{\leq} \frac{1}{\binom{K}{k}} \sum_{\mathcal{S} \subseteq [K], |\mathcal{S}|=k} \frac{H(D_{\mathcal{S}} | W_{[N]})}{k} - \frac{1}{\binom{K}{k}} \sum_{\mathcal{S} \subseteq [K], |\mathcal{S}|=k} \frac{H(D_{\mathcal{S}} | D_{[K] \setminus \mathcal{S}}, X, W_{[N]})}{k} \quad (90)$$

$$= \frac{1}{\binom{K}{k}} \sum_{\mathcal{S} \subseteq [K], |\mathcal{S}|=k} \frac{I(D_{\mathcal{S}}; D_{[K] \setminus \mathcal{S}}, X | W_{[N]})}{k} \quad (91)$$

$$\leq \frac{1}{\binom{K}{k}} \sum_{\mathcal{S} \subseteq [K], |\mathcal{S}|=k} \frac{I(D_{\mathcal{S}}; D_{[K] \setminus \mathcal{S}}, X, Z_{[K] \setminus \mathcal{S}} | W_{[N]})}{k} \quad (92)$$

$$\stackrel{(7)}{=} 0. \quad (93)$$

Thus, by (7),  $I(\mathbf{d}_{[K]}; X | W_{[N]}) = 0$ . Therefore, together with (6), we proved (9).

### B. Proof of Lemma 3

We denote the signal under the demands  $D_1 = d_1, \dots, D_K = d_K$  by  $X_{(d_1, \dots, d_K)}$ . For any  $u \in [\min\{\lfloor \frac{N}{2} \rfloor, K\}]$ , consider the first  $u$  caches  $Z_1, \dots, Z_u$ . For a demand vector  $(D_1, \dots, D_K) = (1, 2, \dots, u, 1, 1, \dots, 1)$ , by using the signal  $X_1 \triangleq X_{(1, 2, \dots, u, 1, 1, \dots, 1)}$  and the caches  $Z_1, \dots, Z_u$ , the files  $W_1, \dots, W_u$  can be recovered. More generally, by using  $X_\ell \triangleq X_{((\ell-1)u+1, \dots, \ell \cdot u, 1, 1, \dots, 1)}$ , the files  $W_{(\ell-1)u+1}, W_{(\ell-1)u+2}, \dots, W_{\ell \cdot u}$  can be recovered for any  $\ell \in [\lceil \frac{N}{u} \rceil - 1]$ . We also define  $X_{\lceil \frac{N}{u} \rceil} \triangleq X_{((\lceil \frac{N}{u} \rceil - 1)u+1, \dots, N, 1, 1, \dots, 1)}$ , then the files  $W_{(\lceil \frac{N}{u} \rceil - 1)u+1}, \dots, W_N$  can be recovered from  $X_{\lceil \frac{N}{u} \rceil}$  and  $Z_1, \dots, Z_u$ . Therefore, since  $W_1, \dots, W_N$  are uniformly distributed over  $\mathbb{F}_q^B$ , then

$$NB = H(W_{[N]}) \quad (94)$$

$$= I(W_{[N]}; X_{[\lceil \frac{N}{u} \rceil]}, Z_{[u]}) + H(W_{[N]} | X_{[\lceil \frac{N}{u} \rceil]}, Z_{[u]}) \quad (95)$$

$$\stackrel{(5)}{=} I(W_{[N]}; X_{[\lceil \frac{N}{u} \rceil]}, Z_{[u]}) \quad (96)$$

$$= I(W_{[N]}; X_{\lceil \frac{N}{u} \rceil}) + I(W_{[N]}; X_{[\lceil \frac{N}{u} \rceil - 1]}, Z_{[u]} | X_{\lceil \frac{N}{u} \rceil}) \quad (97)$$

$$\stackrel{(6)}{=} I(W_{[N]}; X_{\lceil \frac{N}{u} \rceil - 1}, Z_{[u]} | X_{\lceil \frac{N}{u} \rceil}) \quad (98)$$

$$\leq \sum_{\ell=1}^{\lceil \frac{N}{u} \rceil - 1} H(X_\ell) + \sum_{j=1}^u H(Z_u) \quad (99)$$

$$\leq \left( \left\lceil \frac{N}{u} \right\rceil - 1 \right) R^*(M)B + uMB \quad (100)$$

$$= \frac{N-1}{u} R^*(M)B + uMB, \quad (101)$$

where (96) holds because the files  $W_{[N]}$  can be recovered from  $X_{\lceil \frac{N}{u} \rceil}, Z_{[u]}$ , and (101) follows from the fact  $\lceil \frac{N}{u} \rceil \leq \frac{N}{u} + \frac{u-1}{u}$ . Therefore,  $R^*(M) \geq \frac{uN-u^2M}{N-1}$ , which works for all  $u \in [\min\{\lceil \frac{N}{u} \rceil, K\}]$ . This proves Lemma 3.

*Remark 9* (New ingredients in the cut-set bound). The proof of this lemma is in fact a cut-set type bound, but it differs from [11] in two steps. (I) We use  $\lceil \frac{N}{u} \rceil$  signals  $X_1, \dots, X_{\lceil \frac{N}{u} \rceil}$  to decode all the  $N$  files, so that the left side in (94) is  $NB$ , while in [11], it used  $\lfloor \frac{N}{u} \rfloor$  signals  $X_1, \dots, X_{\lfloor \frac{N}{u} \rfloor}$  to decode  $\lfloor \frac{N}{u} \rfloor u$  files. This technique was also used in [30]. (II) In (101), the inequality  $\lceil \frac{N}{u} \rceil \leq \frac{N}{u} + \frac{u-1}{u}$  is used so that the final lower bound does not contain the rounded number  $\lceil \frac{N}{u} \rceil$ .

### C. Proof of Lemma 4

Notice that the interval  $(1, N]$  can be partitioned into  $K$  disjoint intervals  $\{(M_{t-1}, M_t] : t \in [K]\}$ . Since the points  $(M_0, R_0), (M_1, R_1), \dots, (M_K, R_K)$  are on the convex curve

$$\left( M, \frac{K(N-M)}{N-1+K(M-1)} \right), \quad M \in [0, N] \quad (102)$$

the lower convex envelope are formed by sequentially connecting the points  $(M_0, R_0), \dots, (M_K, R_K)$ . For any  $M \in (M_{t-1}, M_t]$ , there exists a unique  $\theta \in [0, 1)$  such that

$$M = \theta M_{t-1} + (1-\theta)M_t \quad (103)$$

$$\stackrel{(28)}{=} 1 + \frac{(t-\theta)(N-1)}{K}, \quad (104)$$

$$R_{\text{MAN}}(M) = \theta R_{t-1} + (1-\theta)R_t \quad (105)$$

$$\stackrel{(28)}{=} \frac{(K-t)t + (K+1)\theta}{t(t+1)}. \quad (106)$$

Therefore,

$$R_{\text{MAN}}(M) - \frac{N-M}{M-1} \quad (107)$$

$$\stackrel{(104),(106)}{=} \frac{(K-t)t + (K+1)\theta}{t(t+1)} - \frac{K-t+\theta}{t-\theta} \quad (108)$$

$$= \frac{-(K-t)t - (K+1)\theta^2}{t(t+1)(t-\theta)} \quad (109)$$

$$\leq 0, \quad (110)$$

which proves (60).

#### D. Proof of Lemma 5

Notice that since the points  $(M'_0, R'_0), (M'_1, R'_1), \dots, (M'_K, R'_K)$  are on the convex curve

$$\left(M, \frac{K(N-M)}{N+KM}\right), \quad M \in [0, N], \quad (111)$$

the function  $r_{\text{RF}}(M)$  is given by sequentially connecting the points  $(M'_0, R'_0), \dots, (M'_K, R'_K)$ . Moreover,  $R_{\text{MAN}}(M)$  is convex on  $[1, N]$ , so it is sufficient to prove (62) for the points  $M \in \{1\} \cup \left\{\frac{tN}{K} : t \in [K]\right\}$ .

If  $M = 1$ , let  $\theta = 1 - \frac{K}{N}$ , then  $M = 1 = \theta \cdot 0 + (1 - \theta)\frac{N}{K}$ , thus

$$r_{\text{MAN}}(1) = \theta \cdot r_{\text{MAN}}(0) + (1 - \theta) \cdot r_{\text{MAN}}\left(\frac{N}{K}\right) \quad (112)$$

$$= \left(1 - \frac{K}{N}\right) \cdot K + \frac{K}{N} \cdot \frac{K-1}{2} \quad (113)$$

$$= \frac{(2N - K - 1)K}{2N}, \quad (114)$$

Thus,

$$\frac{R_{\text{MAN}}(1)}{r_{\text{MAN}}(1)} = \frac{K}{\frac{(2N-K-1)K}{2N}} \quad (115)$$

$$= \frac{2}{2 - \frac{K+1}{N}} \quad (116)$$

$$\leq \begin{cases} 2, & \text{if } N \geq K + 1 \\ 3, & \text{if } N = K \geq 3 \end{cases}, \quad (117)$$

which satisfies (62).

If  $M = \frac{tN}{K}$ , where  $t \in [K]$ , let  $\theta_t = \frac{K-t}{N-1} \in [0, 1]$ , then

$$M = \theta_t M_{t-1} + (1 - \theta_t) M_t. \quad (118)$$

Thus,

$$\frac{R_{\text{MAN}}(M)}{r_{\text{MAN}}(M)} = \frac{\theta_t R_{t-1} + (1 - \theta_t) R_t}{R'_t} \quad (119)$$

$$\stackrel{(28),(61)}{=} 1 + \frac{K+1}{(N-1)t} \quad (120)$$

$$\leq 1 + \frac{K+1}{N-1} \quad (121)$$

$$\leq \begin{cases} 2, & \text{if } N \geq K + 2 \\ 2.5, & \text{if } N = K + 1 \\ 3, & \text{if } N = K \geq 3 \end{cases}, \quad (122)$$

which proves (62).

#### REFERENCES

- [1] M. A. Maddah-Ali, and U. Niesen, "Fundamental limits of caching," *IEEE Trans. Inf. Theory*, vol. 60, no. 5, pp. 2856–2867, May, 2014.



- [2] K. Wan, D. Tuninetti, and P. Piantanida, "On the optimality of uncoded cache placement," in *Proc. IEEE Inf. Theory Workshop (ITW)*, Cambridge, UK, pp. 161–165, Sep. 2016.
- [3] K. Wan, D. Tuninetti and P. Piantanida, "An index coding approach to caching with uncoded cache placement," *IEEE Trans. Inf. Theory*, vol. 66, no. 3, pp. 1318–1332, Mar. 2020.
- [4] Q. Yu, M. A. Maddah-Ali, and A. S. Avestimehr, "The exact rate-memory tradeoff for caching with uncoded prefetching," *IEEE Trans. Inf. Theory*, vol. 64, pp. 1281–1296, Feb. 2018.
- [5] M. M. Amiri and D. Gunduz, "Fundamental limits of coded caching: Improved delivery rate-cache capacity tradeoff," *IEEE Trans. Commun.*, vol. 65, no. 2, pp. 806–815, Feb. 2017.
- [6] K. Zhang and C. Tian, "Fundamental limits of coded caching: From uncoded prefetching to coded prefetching," *IEEE J. S. Areas Commun.*, vol. 36, no. 6, pp. 1153–1164, Jun. 2018.
- [7] J. Gómez-Vilardebó, "Fundamental limits of caching: Improved rate-memory tradeoff with coded prefetching," *IEEE Trans. Commun.*, vol. 66, no. 10, pp. 4488–4497, Oct. 2018.
- [8] H. Ghasemi, and A. Ramamoorthy, "Improved lower bound for coded caching," *IEEE Trans. Inf. Theory*, vol. 63, no. 7, pp. 4388–4413, Jul. 2017.
- [9] C. Wang, S. S. Bidokhti, and M. Wigger, "Improved converses and gap results for coded caching," *IEEE Trans. Inf. Theory*, vol. 64, no. 11, pp. 7051–7062, Nov. 2018.
- [10] Q. Yu, M. A. Maddah-Ali, and A. S. Avestimehr, "Characterizing the rate-memory tradeoff in cache networks within a factor of 2," *IEEE Trans. Inf. Theory*, Vol. 65, No. 1, Jan. 2019.
- [11] A. Sengupta, R. Tandon, and T. C. Clancy, "Fundamental limits of caching with secure delivery," *IEEE Trans. Inf. Forensics Security*, vol. 10, no. 2, pp. 355–370, Feb. 2015.
- [12] V. Ravindrakumar, P. Panda, and N. Karamchandani, "Private coded caching," *IEEE Trans. Inf. Forensics Security*, vol. 13, no. 3, pp. 685–694, Mar. 2018.
- [13] K. Wan, and G. Caire, "On the coded caching with private demands," arXiv:1908.10821
- [14] S. Kamath, "Demand private coded caching," arXiv:1909.03324.
- [15] V. R. Aravind, P. Sarvepalli, A. Thangaraj, "Subpacketization in coded caching with demand privacy," arXiv: 1909.10471
- [16] S. Kamath, J. Ravi, and B. K. Dey, "Demand-private coded caching and the exact tradeoff for  $N = K = 2$ ," arXiv:1911.06995
- [17] F. Engelmann and P. Elia, "A content-delivery protocol, exploiting the privacy benefits of coded caching," *2017 15th Intern. Symp. on Modeling and Optimization in Mobile, Ad Hoc, and Wireless Networks (WiOpt)*, May 2017.
- [18] Q. Yan, and D. Tuninetti, "Fundamental limits of caching for demand privacy against colluding users," arXiv:2008.03642.
- [19] K. Wan, H. Sun, M. Ji, D. Tuninetti, and G. Gaire, "Fundamental limits of device-to-device private caching with trusted server," arXiv:1912.09985
- [20] K. Wan, H. Sun, M. Ji, D. Tuninetti, and G. Gaire, "On the optimal load-memory tradeoff of cache-aided scalar linear function retrieval," arXiv:2001.03577v1.
- [21] Q. Yan, M. Cheng, X. Tang, and Q. Chen, "On the placement delivery array design for centralized coded caching scheme," *IEEE Trans. Inf. Theory*, vol. 63, no. 9, pp. 5821–5833, Sep. 2017.
- [22] K. Shanmugam, M. Ji, A. M. Tulino, J. Llorca, and A. G. Dimakis, "Finite-length analysis of caching-aided coded multicasting," *IEEE Trans. Inf. Theory*, vol. 62, no. 10, pp. 5524–5537, Oct. 2016.
- [23] C. Shangguan, Y. Zhang, and G. Ge, "Centralized coded caching schemes: a hypergraph theoretical approach," *IEEE Trans. Inf. Theory*, vol. 64, no. 8, pp. 5755–5766, Aug. 2018.
- [24] Q. Yan, X. Tang, Q. Chen, and M. Cheng, "Placement delivery array design through strong edge coloring of bipartite graphs," *IEEE Commun. Lett.*, 2017.
- [25] K. Shanmugam, A. G. Dimakis, J. Llorca and A. M. Tulino, A unified Ruzsa-Szemerédi framework for finite-length coded caching, In *proc. 51st Asilomar Conference on Signals, Systems, and Computers*, Pacific Grove, CA, USA, Oct. 2017.
- [26] M. Cheng, J. Jiang, X. Tang, and Q. Yan, "Some variant of known coded caching schemes with good performance," *IEEE Trans. Commun.*, vol. 68, no. 3, pp. 1370–1377, Mar. 2020.
- [27] J. V. Neumann, "Various techniques used in connection with random digits," *Nat. Bureau of Standards Appl. Math Ser.*, vol. 12, pp. 36–38, 1951.
- [28] K. Wan, D. Tuninetti, M. Ji, and G. Caire, "On the fundamental limits of Fog-RAN cache-aided networks with downlink and sidelink communications," arXiv:1811.05498
- [29] T. M. Cover and J. A. Thomas, "Elements of Information Theory," *John Wiley & Sons*, 2012.
- [30] N. Karamchandani, U. Niesen, M. A. Maddah-Ali, and S. N. Diggavi, "Hierarchical coded caching," *IEEE Trans. Inf. Theory*, Vol. 62, No. 6, pp. 3212–3229, Jun. 2016.