

Quantum Dot in a Hybrid Structure with Dipolar Excitons

M.M. Mahmoodian* and A.V. Chaplik†

*Rzhanov Institute of Semiconductor Physics, Siberian Branch,
Russian Academy of Sciences, Novosibirsk, 630090 Russia and
Novosibirsk State University, Novosibirsk, 630090 Russia*

(Dated: September 14, 2020)

Electron states in a quantum dot (QD) located near a 2D system of dipolar excitons are perturbed by fluctuations of the exciton density caused by the electron-exciton interaction. This results in the frequency changes of electron transitions in a QD. The frequency depends on the exciton density, as well as on the exciton gas phase state. In the present work, the shifts of the two lowest QD energy levels are found both in the normal state of the exciton system and for the Bose-Einstein condensation (BEC) regime.

I. INTRODUCTION

Two-dimensional (2D) systems of excitons and exciton-polaritons have been studied for a rather long time. The most impressive effect in such systems is the one resembling the BEC phase transition: the exciton recombination line shape drastically changes and this indicates the emergence of a new phase in the system¹⁻⁶. More varied possibilities for researches are available in hybrid electron-exciton structures, especially in the case of spatially indirect dipolar excitons with a long life-time⁷⁻¹⁵. If, for example, a set of QDs is placed close to the 2D gas of dipolar excitons, then the interaction of electrons in QDs with excitons results in the shift (splitting) of the QDs energy levels observable in the optical spectra. Evidently, the results will be different for the normal Bose-gas of excitons and for the BEC phase. Thus, there appears an additional possibility to investigate the phase transition in the exciton system by means of its influence on the properties of electron component in a hybrid structure.

In the present paper, we consider the two abovementioned regimes of QD interaction with the 2D gas of dipolar excitons.

II. IMPERFECT BOSE-GAS OF EXCITONS AT $T = 0$

We describe the exciton condensate by the Gross-Pitaevskii equation. Its applicability condition is detailed in the review by Pitaevskii¹⁶. In our case, the external potential in this equation should be replaced by the QD interaction with excitons. Denoting the QD electron wave function by χ and the condensate one - by ψ we have the electron-exciton interaction energy in the form:

$$\hat{H}_{int} = \int |\psi(\boldsymbol{\rho})|^2 V_{e-ex}(\boldsymbol{\rho} - \boldsymbol{\rho}') |\psi(\boldsymbol{\rho}')|^2 d\rho d\rho', \quad (1)$$

where V_{e-ex} is the pair electron-exciton potential. The function $V_{e-ex}(\boldsymbol{\rho} - \boldsymbol{\rho}')$ can be found from a simple electrostatic problem (see Fig. 1): plane $z = 0$ is occupied by dipoles with charges $\pm e$ and the shoulder L oriented

along the z -axis. The QD is placed at the distance $\Delta \gg L$ from this plane and the QD height is much less than its sizes in the x - y -plane; thus, electron states in a QD correspond to the ultraquantum limit of the transversal motion. Then we obtain:

$$V_{e-ex}(\boldsymbol{\rho} - \boldsymbol{\rho}') = - \frac{\tilde{e}^2 \Delta L}{\left[(\boldsymbol{\rho} - \boldsymbol{\rho}')^2 + \Delta^2 \right]^{3/2}}, \quad (2)$$

$\boldsymbol{\rho}, \boldsymbol{\rho}'$ are the 2D radius-vectors in the x - y -plane. From here and further in what follows, \tilde{e}^2 denotes e^2/ε , where ε is the background permeability; the sign in the right side of eq. (2) corresponds to a certain polarity of dipoles, i.e. attraction to an electron.

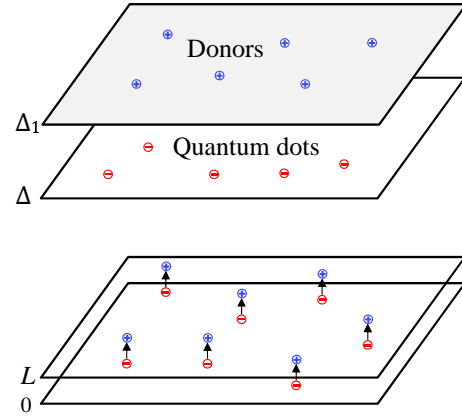


FIG. 1: Schematic representation of the hybrid structure.

Then one has to account for the Coulomb field of the charge that compensates the QD electron charge. To be certain, we consider the structure shown in Fig. 1, where the QDs are populated with electrons due to the δ -doping. Donors are separated from the QD plane by the tunnel-transparent barrier. Such structures with Ge QDs on the Si surface were reported in¹⁷. A single-ionized donor interaction with an exciton is given by the formula: $V_D = \tilde{e}^2 L \Delta_1 / (\boldsymbol{\rho}^2 + \Delta_1^2)^{3/2}$ (exciton coordinates are $\boldsymbol{\rho}$, $z = 0$, and donor coordinates - $\boldsymbol{\rho} = 0$, $z = \Delta_1$).

As for the exciton-exciton interaction V_{ex-ex} , it can be treated as a constant one: $V_{ex-ex} = g\delta(\boldsymbol{\rho} - \boldsymbol{\rho}')$ with $g =$

$4\pi\tilde{e}^2L$ because the repulsion of parallel dipoles decreases at a large separation as $|\boldsymbol{\rho} - \boldsymbol{\rho}'|^{-3}$ that is a short-range potential in the 2D case.

Finally, one has also to account for $U_0(\boldsymbol{\rho})$ - the potentials of QD and of the remote donor which keep an electron within a QD. Summing up all contributions to the energy of the system we come to the self-consistent equations for functions ψ and χ ($\hbar = 1$):

$$\begin{aligned} & \left[-\frac{1}{2M}\Delta_{\boldsymbol{\rho}} - \mu + g|\psi(\boldsymbol{\rho})|^2 + \right. \\ & \left. + \int V_{\text{e-ex}}(\boldsymbol{\rho} - \boldsymbol{\rho}_1)|\chi(\boldsymbol{\rho}_1)|^2 d\boldsymbol{\rho}_1 + V_{D\text{-ex}}(\boldsymbol{\rho}) \right] \psi(\boldsymbol{\rho}) = 0, \\ & \left[-\frac{1}{2m}\Delta_{\boldsymbol{\rho}'} + \int V_{\text{e-ex}}(\boldsymbol{\rho}' - \boldsymbol{\rho}_1)|\psi(\boldsymbol{\rho}_1)|^2 d\boldsymbol{\rho}_1 + \right. \\ & \left. + U_0(\boldsymbol{\rho}') - E \right] \chi(\boldsymbol{\rho}') = 0. \end{aligned} \quad (3)$$

Here, M and m are the exciton and electron masses, respectively, μ - the exciton gas chemical potential, E - electron energy in a QD.

In the absence of interactions $V_{\text{e-ex}}$ and $V_{D\text{-ex}}$ the solution for $\psi(\boldsymbol{\rho})$ in eq. (3) is simply constant: $\psi = \sqrt{n_0}$, where n_0 is the uniform (unperturbed) exciton gas density and the equation itself gives the chemical potential value $\mu = gn_0$.

Interaction with electron and ionized donor results in the exciton condensate density fluctuation: $\psi = \sqrt{n_0} + \varphi(\boldsymbol{\rho})$. We suppose the fluctuation is small, as compared with the initial density n_0 and linearize system (3) by φ . The criterion for the applicability of this approximation will be expressed below in terms of the characteristic parameters of the structure.

After the linearization we get system (3) in the form:

$$\begin{aligned} & -\frac{1}{2M}\Delta_{\boldsymbol{\rho}}\varphi(\boldsymbol{\rho}) + 2gn_0\varphi(\boldsymbol{\rho}) + \frac{\tilde{e}^2L\Delta_1\sqrt{n_0}}{(\boldsymbol{\rho}^2 + \Delta_1^2)^{3/2}} - \\ & -e^2\Delta L\sqrt{n_0} \int \frac{|\chi(\boldsymbol{\rho}_1)|^2 d\boldsymbol{\rho}_1}{[(\boldsymbol{\rho} - \boldsymbol{\rho}_1)^2 + \Delta^2]^{3/2}} = 0, \end{aligned} \quad (4)$$

$$\begin{aligned} & -\frac{1}{2m}\Delta_{\boldsymbol{\rho}'}\chi(\boldsymbol{\rho}') - (E + 2\pi e^2Ln_0)\chi(\boldsymbol{\rho}') + U_0(\boldsymbol{\rho}')\chi(\boldsymbol{\rho}') - \\ & -2e^2\Delta L\sqrt{n_0} \int \frac{\varphi(\boldsymbol{\rho}_2)d\boldsymbol{\rho}_2}{[(\boldsymbol{\rho}' - \boldsymbol{\rho}_2)^2 + \Delta^2]^{3/2}}\chi(\boldsymbol{\rho}') = 0. \end{aligned} \quad (5)$$

The formal solution of eq. (4) can be given by making use of its Green function $G(\boldsymbol{\rho}, \boldsymbol{\rho}') = (1/2\pi)K_0(\kappa|\boldsymbol{\rho} - \boldsymbol{\rho}'|)$, where $\kappa^2 = 4Mgn_0$, K_0 is the McDonald function:

$$\begin{aligned} \varphi(\boldsymbol{\rho}) = & -\frac{M\tilde{e}^2\Delta_1Ln_0}{\pi} \int \frac{K_0(\kappa|\boldsymbol{\rho} - \boldsymbol{\rho}_1|)d\boldsymbol{\rho}_1}{[\boldsymbol{\rho}_1^2 + \Delta_1^2]^{3/2}} + \\ & + \frac{Me^2\Delta L\sqrt{n_0}}{\pi} \int \frac{K_0(\kappa|\boldsymbol{\rho} - \boldsymbol{\rho}_1|)|\chi(\boldsymbol{\rho}_2)|^2 d\boldsymbol{\rho}_1 d\boldsymbol{\rho}_2}{[(\boldsymbol{\rho}_1 - \boldsymbol{\rho}_2)^2 + \Delta^2]^{3/2}}. \end{aligned} \quad (6)$$

The substitution of $\varphi(\boldsymbol{\rho})$ from eq. (6) into (5) results in the closed nonlinear equation for electron wave function

$\chi(\boldsymbol{\rho}')$. The first term in (6) leads to an additional potential affecting the electron and caused by that part of the fluctuation density in the exciton condensate which appears due to the interaction with a remote ionized donor. This contribution can be essentially simplified and expressed by a single integral:

$$\begin{aligned} & \frac{1}{2m}\Delta_{\boldsymbol{\rho}'}\chi(\boldsymbol{\rho}') + (E + 2\pi e^2Ln_0)\chi(\boldsymbol{\rho}') - U_0(\boldsymbol{\rho}')\chi(\boldsymbol{\rho}') - \\ & - \frac{4\pi\tilde{e}^2n_0L^2}{a_M} \int \frac{e^{-k(\Delta+\Delta_1)}J_0(k\rho')kdk}{\kappa^2 + k^2}\chi(\boldsymbol{\rho}') + \\ & + \frac{2Mn_0(e^2\Delta L)^2}{\pi}\chi(\boldsymbol{\rho}') \times \\ & \times \int \frac{K_0(\kappa|\boldsymbol{\rho}_1 - \boldsymbol{\rho}_2|)|\chi(\boldsymbol{\rho}_3)|^2 d\boldsymbol{\rho}_1 d\boldsymbol{\rho}_2 d\boldsymbol{\rho}_3}{[(\boldsymbol{\rho}_1 - \boldsymbol{\rho}_2)^2 + \Delta^2]^{3/2}[(\boldsymbol{\rho}' - \boldsymbol{\rho}_2)^2 + \Delta^2]^{3/2}} = 0, \end{aligned} \quad (7)$$

where $a_M = 1/M\tilde{e}^2$ (Bohr radius for a particle with mass M).

To approximately find the eigenvectors of eq. (7), which determine the electron energy levels in a QD, we use the direct variation method. We model the QD plus ionized donor potential $U_0(\boldsymbol{\rho})$ by the parabolic one: $U_0(\boldsymbol{\rho}) = m\Omega^2\rho^2/2$. Correspondingly, we choose the trial functions of the lowest and of the first excited levels of QD as the eigenfunctions of a 2D harmonic oscillator:

$$\chi_0 = \sqrt{\frac{\alpha}{\pi}}e^{-\alpha\rho'^2/2}, \quad \chi_1 = \sqrt{\frac{2}{\pi}}\beta\rho' \cos\varphi e^{-\beta\rho'^2/2}, \quad (8)$$

where α and β are the variation parameters. Functions (8) are orthogonal for any α and β and normalized.

Before calculating energy levels E_0 and E_1 , we discuss the condition of applicability of the linear in φ approximation used ($\varphi \ll \sqrt{n_0}$). To this end, calculate $\varphi(\boldsymbol{\rho})$ in (6) with the function χ_0 at point $\rho = 0$ (i.e. just under the QD). Put χ_0 from eq. (8) into (6) and replace function K_0 by its Fourier transform. The result has the form:

$$\varphi(0) = \frac{2L\sqrt{n_0}}{a_M} \int \left(e^{-k^2/4\alpha - k\Delta} - e^{-k\Delta_1} \right) \frac{kdk}{\kappa^2 + k^2}. \quad (9)$$

As $\Delta_1 > \Delta$ (see Fig. 1), then, at $\alpha \gg 1/\Delta^2$ (that means the lateral size of QD is much smaller than Δ), the integrand in (9) is positive, and it is less than $k e^{-k\Delta}/\kappa^2$ everywhere. Hence, $\varphi(0) < 2L\sqrt{n_0}/a_M\kappa^2\Delta^2$. The required criterion takes the form of $8\pi n_0\Delta^2 \gg 1$. In the opposite limit $\alpha\Delta^2 \ll 1$, the second term in the round bracket of integrand in (9) dominates, value $\varphi(0)$ changes the sign and its modulus is less than $2L\sqrt{n_0}/a_M\kappa^2\Delta_1^2$. Then $|\varphi(0)| \ll \sqrt{n_0}$ if $8\pi n_0\Delta_1^2 \gg 1$. Thus, the previous condition $8\pi n_0\Delta^2 \gg 1$ provides the linearization validity of system (3) for all QD sizes.

The energies of the two lowest levels as the functions of variational parameters $E_0(\alpha)$ and $E_1(\beta)$ are found by the conventional method of substitution χ_0 and χ_1 in the

functional of the energy related to eq. (7). All integrations over coordinates $\boldsymbol{\rho}_1$, $\boldsymbol{\rho}_2$, etc. can be done analytically and the final results contain single integrals only:

$$E_0(\alpha) = \frac{1}{2} \left(\frac{\alpha}{m} + \frac{m\Omega^2}{\alpha} \right) - \frac{8\pi n_0 L^2 \tilde{\epsilon}^2}{a_M} \int_0^\infty \frac{e^{-k^2/2\alpha - 2k\Delta} k dk}{\kappa^2 + k^2} + \frac{4n_0 L^2 \tilde{\epsilon}^2}{a_M} \int_0^\infty \frac{e^{-k^2/4\alpha - k(\Delta + \Delta_1)} k dk}{\kappa^2 + k^2}, \quad (10)$$

$$E_1(\beta) = \frac{\beta}{m} + \frac{m\Omega^2}{\beta} - \frac{8\pi n_0 L^2 \tilde{\epsilon}^2}{a_M} \int_0^\infty \frac{e^{-k^2/2\beta - 2k\Delta}}{\kappa^2 + k^2} \left(1 - \frac{k^2}{2\beta} + \frac{3k^4}{32\beta^2} \right) k dk + \frac{4n_0 L^2 \tilde{\epsilon}^2}{a_M} \int_0^\infty \left(1 - \frac{k^2}{4\beta} \right) \frac{e^{-k^2/4\beta - k(\Delta + \Delta_1)} k dk}{\kappa^2 + k^2}. \quad (11)$$

Equations $\partial E_0/\partial\alpha = 0$, $\partial E_1/\partial\beta = 0$ have been numerically solved; the values E_0 and E_1 as the functions of condensate density n_0 are plotted in Fig. 2. The unperturbed values of these levels, evidently, are: $E_0 = \Omega$, $E_1 = 2\Omega$. Calculations were performed with parameters $\varepsilon = 12.5$, $\Delta = 20$ nm, $\Delta_1 = 25$ nm, $L = 6$ nm, $\Omega = 1.9$ meV, $M = 0.6m_0$, $m = 0.1m_0$, where m_0 is the electron mass.

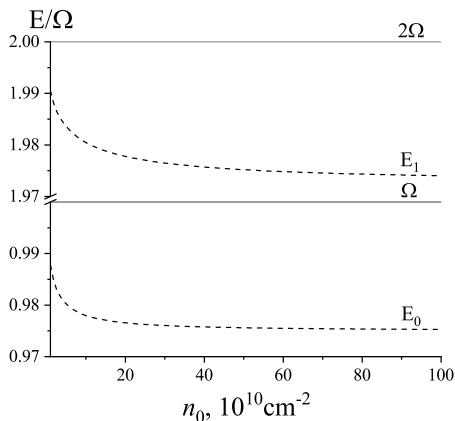


FIG. 2: Density dependence of the first excited (upper panel) and the ground (lower panel) QD levels for the condensate phase of excitons at $T = 0$.

III. NORMAL BOSE-GAS OF EXCITONS

In this case we describe excitons quasiclassically in the self-consistent field approximation. The Hamiltonian of the electron-exciton interaction can be expressed through

the local exciton density $n(\boldsymbol{\rho})$:

$$\hat{H}_{int} = \int |\chi(\boldsymbol{\rho}')|^2 V_{e-ex}(\boldsymbol{\rho}' - \boldsymbol{\rho}) n(\boldsymbol{\rho}) d\boldsymbol{\rho}' d\boldsymbol{\rho}. \quad (12)$$

The density $n(\boldsymbol{\rho})$ above the condensation point is determined by the Bose-Einstein distribution accounting for the potential $W(\boldsymbol{\rho})$ - the energy of a dipole in the field of all other excitons and interaction with the electron in a QD and with an ionized donor:

$$W(\boldsymbol{\rho}) = gn(\boldsymbol{\rho}') + \int V_{e-ex}(\boldsymbol{\rho} - \boldsymbol{\rho}') |\chi(\boldsymbol{\rho}')|^2 d\boldsymbol{\rho}' + \frac{e^2 L \Delta_1}{(\Delta_1^2 + \rho^2)^{3/2}}. \quad (13)$$

The exciton density in the quasiclassical approach is determined by the formula:

$$n(\boldsymbol{\rho}) = \frac{1}{(2\pi)^2} \int \frac{d\mathbf{p}}{e^{\beta[p^2/2M + W(\boldsymbol{\rho}) - \mu]} - 1} = -\frac{M}{2\pi\beta} \ln \left[1 - e^{\beta[\mu - W(\boldsymbol{\rho})]} \right], \quad \beta \equiv 1/T. \quad (14)$$

In the absence of QD and donor (but with exciton-exciton interaction allowed for), we have $n = n_0$ - the density of the unperturbed exciton gas, $W = gn_0$. This constant can be included in the chemical potential. The condition $\exp \beta(gn_0 - \mu) \gg 1$, which is equivalent to inequality $2\pi\beta n_0/M \ll 1$ (this follows from (14)) corresponds to the Boltzmann limit. Estimating $M = 0.6m_0$, $n_0 \sim 10^{11} \text{cm}^{-2}$, we see that this limit is reached at $T \gg T_B = 2\pi n_0/M \sim 7$ K. Then, for the exciton density, the barometric formula $n = n_0 e^{-\beta\tilde{W}}$, where $\tilde{W} = W - gn_0$, is valid. The simplest case is the one of high temperature $\beta\tilde{W} \ll 1$. As follows from eq. (13), this condition is met when $T \gg |V_{e-ex}|, V_{D-ex}$, i.e. it is enough to use $\tilde{\epsilon}^2 L/\Delta^2 \ll T$. For example, if the dipole shoulder L in a double quantum well equals 6 nm, $\Delta \sim 30$ nm and $\varepsilon = 12.5$, $\tilde{\epsilon}^2 L/\Delta^2 \approx 7.6$ K is obtained and the Boltzmann approximation $T \gg T_B$ provides the condition $\tilde{W} \ll T$, too. Then, from (13), we have

$$\tilde{W}(\boldsymbol{\rho})(1 + \beta gn_0) = \int V_{e-ex}(\boldsymbol{\rho} - \boldsymbol{\rho}') |\chi(\boldsymbol{\rho}')|^2 d\boldsymbol{\rho}' + V_{D-ex}(\boldsymbol{\rho}). \quad (15)$$

Finally, we come to the Schrödinger-type equation for the electron wave function:

$$-\frac{1}{2m} \Delta \chi(\boldsymbol{\rho}') + \left\{ \frac{m\Omega^2 \rho'^2}{2} - \frac{n_0}{T + gn_0} \int V_{e-ex}(\boldsymbol{\rho}' - \boldsymbol{\rho}_1) \times \right. \\ \left. \times \left[V_{e-ex}(\boldsymbol{\rho}_1 - \boldsymbol{\rho}_2) |\chi(\boldsymbol{\rho}_2)|^2 d\boldsymbol{\rho}_2 + \right. \right. \\ \left. \left. + V_{D-ex}(\boldsymbol{\rho}_1) \right] d\boldsymbol{\rho}_1 \right\} \chi(\boldsymbol{\rho}') = E \chi(\boldsymbol{\rho}'). \quad (16)$$

With the same trial functions χ_0 and χ_1 , for the levels E_0 and E_1 , in the case of the normal state of the exciton

gas, we obtain:

$$E_0(\alpha) = \frac{1}{2} \left(\frac{\alpha}{m} + \frac{m\Omega^2}{\alpha} \right) - \frac{2\pi n_0 L^2 \tilde{\epsilon}^4}{T + gn_0} \int_0^\infty e^{-k^2/2\alpha - 2k\Delta} k dk + \quad (17)$$

$$+ \frac{4\pi(\Delta + \Delta_1)\alpha n_0 L^2 \tilde{\epsilon}^4}{T + gn_0} \int_0^\infty \frac{e^{-\alpha\rho^2} \rho d\rho}{[(\Delta + \Delta_1)^2 + \rho^2]^{3/2}},$$

$$E_1(\beta) = \frac{\beta}{m} + \frac{m\Omega^2}{\beta} - \frac{2\pi n_0 L^2 \tilde{\epsilon}^4}{T + gn_0} \int_0^\infty \frac{e^{-k^2/2\beta - 2k\Delta}}{\kappa^2 + k^2} \left(1 - \frac{k^2}{2\beta} + \frac{3k^4}{32\beta^2} \right) k dk +$$

$$+ \frac{4\pi(\Delta + \Delta_1)\beta^2 n_0 L^2 \tilde{\epsilon}^4}{T + gn_0} \int_0^\infty \frac{e^{-\beta\rho^2} \rho^3 d\rho}{[(\Delta + \Delta_1)^2 + \rho^2]^{3/2}}. \quad (18)$$

All integrals in (17) and (18) can be reduced to the function $\Phi(x)$ - the probability integral, but the formulae become too cumbersome. The numerically calculated E_0 and E_1 are shown in Fig. (3) for $T = 6$ meV.

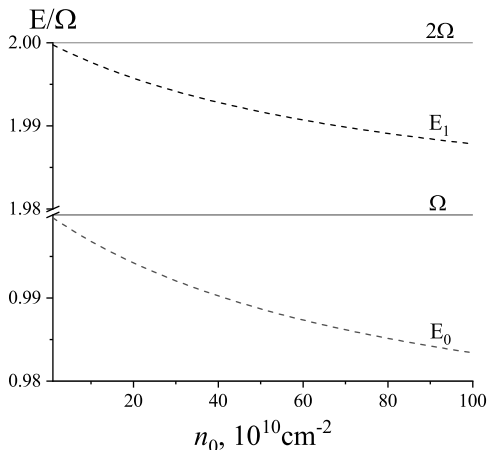


FIG. 3: Same levels for non-degenerate exciton gas at $T = 6$ meV.

It is instructive to trace how parameters Δ and Δ_1 enter the last terms of equations (10),(11) and (17),(18) describing the remote donor contribution to the energy shift of the electron levels in a QD. Direct Coulomb electron-donor interaction is included in U_0 . Thus, it goes about an effect mediated by the changes in the exciton density. The donor-exciton interaction (distance Δ_1) causes the exciton density variation, which, in its turn, affects the QD electron (distance Δ). As a result, the final expression contains the sum $\Delta + \Delta_1$.

Thus, we see that QD electron energy levels depend on the exciton density, essentially, more smoothly in the case of Boltzmann gas than they do in the condensate phase. Moreover, the density dependence of the $E_1 \rightarrow$

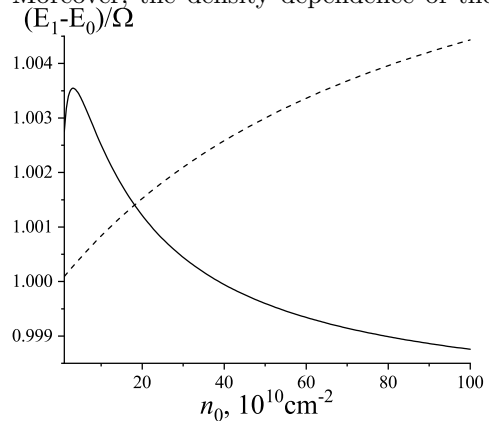


FIG. 4: $(E_1 - E_0)/\Omega$ for $T = 0$ (solid line) and $T = 6$ meV (dashed line).

E_0 transition frequency shown in Fig. (4) demonstrates that, at least, for the parabolic model of QD, the two regimes are characterized by the opposite variation of this frequency with an increase in the exciton density.

To conclude, we have shown that the phase transition normal Bose-gas \rightarrow BEC in the hybrid structure containing QDs and the 2D gas of dipolar excitons can be detected by the measurements of electron transitions in a QD.

Acknowledgments. This research was supported in part by the RFBR, grant No. 20-02-00622.

* mahmood@isp.nsc.ru

† chaplik@isp.nsc.ru

¹ A.V. Gorbunov and V.B. Timofeev, JETP Lett. **80**, 185 (2004).

² A.V. Gorbunov and V.B. Timofeev, JETP Lett. **83**, 146 (2006).

³ A.V. Gorbunov and V.B. Timofeev, JETP Lett. **87**, 698 (2008).

⁴ A.A. Hish, E.E. Novitskaya, L.V. Butov, M. Hanson, and A.C. Gossard, Science **321**, 229 (2008).

⁵ A.A. Hish, A.K. Thomas, G. Grosso, M. Remeika, A.T. Hammack, A.D. Meyertholen, M.M. Fogler, L.V. Butov,

M. Hanson and A.C. Gossard, Phys. Rev. Lett. **103**, 087403 (2009).

⁶ G. Grosso, J. Graves, A.T. Hammack, A.A. Hish, L.V. Butov, M. Hanson, and A.C. Gossard, Nature Photonics **3**, 577 (2009).

⁷ O. Cotlet, S. Zeytinoglu, M. Sigrist, E. Demler and A. Imamoglu, Phys. Rev. B **93**, 054510 (2016).

⁸ F.P. Laussy, A.V. Kavokin, and I.A. Shelykh, Phys. Rev. Lett. **104**, 106402 (2010);

⁹ I.A. Shelykh, T. Taylor, and A.V. Kavokin, Phys. Rev. Lett. **105**, 140402 (2010).

- ¹⁰ M. Matuszewski, T. Taylor, and A.V. Kavokin, *Phys. Rev. Lett.* **108**, 060401 (2012).
- ¹¹ M.V. Boev, V.M. Kovalev, and I.G. Savenko, *Phys. Rev. B* **94**, 241408 (2016).
- ¹² V.M. Kovalev and A.V. Chaplik, *JETP Lett.* **94**, 560 (2011).
- ¹³ V.M. Kovalev and A.V. Chaplik, *JETP Lett.* **98**, 331 (2013).
- ¹⁴ A.V. Kalameitsev and A.V. Chaplik, *JETP Lett.* **106**, 522 (2017).
- ¹⁵ A.V. Kalameitsev, M.M. Mahmoodian, and A.V. Chaplik, *JETP Lett.* **109**, 198 (2019).
- ¹⁶ L.P. Pitaevskii, *Phys. Usp.* **41**, 569 (1998).
- ¹⁷ A.I. Yakimov, V.V. Kirienko, V.A. Armbrister, A.A. Bloshkin, A.V. Dvurechenskii and A.A. Sklyae, *Mater. Res. Express* **3**, 105032 (2016).