

A kernel function for Signal Temporal Logic formulae*

Luca Bortolussi^{1,2}, Giuseppe Maria Gallo¹, and Laura Nenzi^{1,3}

¹ Department of Mathematics and Geoscience, University of Trieste, Italy

² Modelling and Simulation Group, Saarland University, Germany

³ University of Technology, Vienna, Austria

Abstract

We discuss how to define a kernel for Signal Temporal Logic (STL) formulae. Such a kernel allows us to embed the space of formulae into a Hilbert space, and opens up the use of kernel-based machine learning algorithms in the context of STL. We show an application of this idea to a regression problem in formula space for probabilistic models.

1 Introduction

Signal Temporal Logic (STL) [14] is gaining momentum as a requirement specification language for complex systems and, in particular, Cyber-Physical Systems [4]. STL has been applied in several flavours, from Runtime-monitoring [4] to control synthesis [10] and falsification problems [9], and recently also within learning algorithms, trying to find a maximally discriminating formula between sets of trajectories [5, 3, 16]. In these applications, a central role is played by the real-valued quantitative semantics [8], measuring robustness of satisfaction.

Most of the applications of STL have been applied to deterministic (hybrid) systems, with less emphasis on non-deterministic or stochastic ones [2]. Another area in which formal methods are providing interesting tools is in logic-based distances between models, like bisimulation metrics for Markov models [1], which are typically based on a branching logic. In fact, extending these ideas to linear time logic is hard [7], and typically requires statistical approximations. Finally, another relevant problem is how to measure the distance between two logic formulae, thus giving a metric structure to the formula space, a task relevant for learning which received little attention for STL, with the notable exception of [13].

In this work, we tackle the metric, learning, and model distance problems from a different perspective than the classical one, which is based on some form of comparison of the languages of formulae. The starting point is to consider an STL formula as a function mapping a real-valued trajectory (signal) into a number or into another trajectory. As signals are functions, STL formulae should be properly considered as functionals, in the sense of Functional Analysis (FA) [6]. This point of view gives us a large bag of FA tools to manipulate formulae. What we explore here is the definition of a suitable inner product in the form of a kernel [19] between STL formulae, capable of capturing the notion of semantic similarity of

*This research has been partially supported by the Austrian FWF projects ZK-35 and by the Italian PRIN project “SEDUCE” n. 2017TWRCNB.

two formulae. This will endow the space of formulae with the structure of a Hilbert space, defining a metric from the inner product. Moreover, having a kernel opens the use of kernel-based machine learning techniques [18].

A crucial aspect is that kernels for functionals are typically defined by integrating over the support space, with respect to a given measure. However, in trajectory space, there is no canonical measure (unless one discretizes time and maps signals to \mathbb{R}^n), which introduces a degree of freedom on which measure to use. We decide to work with probability measures on trajectories, i.e. stochastic processes, and we build one that favours “simple” trajectories, with a small total variation. This encodes the idea that two formulae differing on simple signals should have a larger distance than two formulae differing only on complex trajectories. As we will see in the experiments, this choice allows the effective use of this kernel to perform regression on the formula space for approximating the satisfaction probability and the expected robustness of several stochastic processes, different than the one used to build the kernel.

2 Background

Signal Temporal Logic. (STL) [14] is a linear time temporal logic suitable to monitor properties of continuous trajectories. A trajectory is a function $\xi : I \rightarrow D$ with I a *time domain* in $\mathbb{R}_{\geq 0}$ and $D \subseteq \mathbb{R}^n$ the *state space*. We define the *trajectory space* \mathcal{T} as the set of all possible continuous functions over D . The syntax of STL is:

$$\varphi := tt \mid \mu \mid \neg \varphi \mid \varphi_1 \wedge \varphi_2 \mid \varphi_1 \mathbf{U}_{[a,b]} \varphi_2$$

where tt is the Boolean *true* constant, μ is an atomic predicate, *negation* \neg and *conjunction* \wedge are the standard Boolean connectives and $\mathbf{U}_{[a,b]}$ is the *until* operator, with $a, b \in \mathbb{R}$ and $a < b$. As customary, we can derive the *disjunction* operator \vee and the future *eventually* $\mathbf{F}_{[t_1,t_2]}$ and *always* $\mathbf{G}_{[t_1,t_2]}$ operators from the until temporal modality. The logic has two semantics: a Boolean semantics, $\xi \models \varphi$, with the meaning that the trajectory ξ satisfies the formula φ and a quantitative semantics, $\rho(\varphi, \xi)$, that can be used to measure the quantitative level of satisfaction of a formula for a given trajectory. The function ρ is also called the *robustness* function. The robustness is compatible with the Boolean semantics since it satisfies the soundness property: if $\rho(\varphi, \xi, t) > 0$ then $(\xi, t) \models \varphi$; if $\rho(\varphi, \xi, t) < 0$ then $(\xi, t) \not\models \varphi$. Furthermore it satisfies also the correctness property, which shows that ρ measures how robust is the satisfaction of a trajectory with respect to perturbations. We refer the reader to [8] for more details.

Given a *stochastic process* $\mathcal{M} = (\mathcal{T}, \mathcal{A}, \mu)$, where \mathcal{T} is a trajectory space and μ is a probability measure on a σ -algebra \mathcal{A} of \mathcal{T} , we define the *expected robustness* as $\langle \rho(\varphi, t) \rangle := \mathbb{E}[\rho(\varphi, \xi, t)] = \int_{\xi \in \mathcal{T}} \rho(\varphi, \xi, t) d\mu(\xi)$. The qualitative counterpart of the expected robustness is the *satisfaction probability* $S(\varphi, t)$, i.e. the probability that a trajectory generated by the stochastic process \mathcal{M} satisfies the formula φ at the time t : $\mathbb{E}[s(\varphi, \xi, t)] = \int_{\xi \in \mathcal{T}} s(\varphi, \xi, t) d\mu(\xi)$ where $s(\varphi, \xi, t) = 1$ if $(\xi, t) \models \varphi$ and 0 otherwise. The satisfaction probability $S(\varphi, t)$ is the probability that a trajectory generated by the stochastic process \mathcal{M} satisfies the formula φ at the time t .

Kernel Functions. A *kernel* $k(x, z)$, $x, z \in X$, defines an integral linear operator on functions $X \rightarrow \mathbb{R}$, which intuitively can be thought of as a scalar product on a possibly infinite feature space F : $k(x, z) = \langle \phi(x), \phi(z) \rangle$, with $\phi : X \rightarrow F$ being the eigenfunctions of the linear operator, spanning a Hilbert space, see [18]. Knowledge of the kernel allows us to perform approximation and learning tasks over F without explicitly constructing it.

One application is kernel regression, with the goal of estimating the function $f(x) = \mathbb{E}_y[y|x]$, $x \in X$, from a finite amount of observations $\{x_1, \dots, x_N\} \subset X$, where each observation x_i has an associated response $y_i \in \mathbb{R}$, and $\{(x_1, y_1), \dots, (x_N, y_N)\}$ is the *training set*. There exist several methods that address this problem exploiting the kernel function $k : X \times X \rightarrow \mathbb{R}$ has a similarity measure between a generic $x \in X$ and the observations $\{x_1, \dots, x_N\}$ of the training set. In the experiments, we compare different regression models used to compute the expected robustness and the probability satisfaction.

3 A kernel for Signal Temporal Logic

If we endow an arbitrary space with a kernel function, we can apply different kinds of regression methods. Even for a non-metric space such as the STL formulae one, with a kernel we could perform operations that are very expensive, such as the estimation of the satisfaction probability and the expected robustness for a stochastic model of any formula φ , without running additional simulations. The idea behind our definition is to exploit the robustness to project an STL formula to a Hilbert space, and then to compute the scalar product in that space. In fact, the more similar the two projections will be, and the higher the scalar product will result. In addition, the function that we will define will be a kernel by construction.

3.1 STL kernel

Let us fix a formula $\varphi \in \mathcal{P}$ in the STL formulae space. Consider the robustness $\rho(\varphi, \cdot, \cdot) : \mathcal{T} \times I \rightarrow \mathbb{R}$, $I \subset \mathbb{R}$ is a bounded interval, and \mathcal{T} is the trajectory space of continuous functions. We observe that there is a map $h : \mathcal{P} \rightarrow C(\mathcal{T} \times I)$ defined by $h(\varphi)(w, t) = \rho(\varphi, w, t)$. With $C(X)$ we denote the set of the continuous functions on the topological space X . It can be proved that $h(\mathcal{P}) \subseteq L^2(\mathcal{T} \times I)$ and hence we can use the dot product in L^2 as a kernel for \mathcal{P} . Formally,

Theorem 1. *Given the STL formulae space \mathcal{P} , the trajectory space \mathcal{T} , a bounded interval $I \subset \mathbb{R}$, let $h : \mathcal{P} \rightarrow C(\mathcal{T} \times I)$ defined by $h(\varphi)(w, t) = \rho(\varphi, w, t)$, then:*

$$h(\mathcal{P}) \subseteq L^2(\mathcal{T} \times I) \tag{1}$$

For proving the theorem, we need to recall the definition of L^2 and its inner product.

Definition 1. Given a measure space (Ω, μ) , we call Lebesgue space L^2 the space defined by

$$L^2(\Omega) = \{f \in \Omega : \|f\|_{L^2} < \infty\},$$

where $\|\cdot\|_{L^2}$ is a norm defined by

$$\|f\|_{L^2} = \left(\int_{\Omega} |f|^2 d\mu \right)^{\frac{1}{2}}.$$

We define the function $\langle \cdot, \cdot \rangle_{L^2} : L^2(\Omega) \times L^2(\Omega) \rightarrow \mathbb{R}$ as

$$\langle f, g \rangle_{L^2} = \int_{\Omega} fg.$$

It can be easily proved that $\langle \cdot, \cdot \rangle_{L^2}$ is an inner product.

Furthermore, we have the following result.

Proposition 1 ([11]). $L^2(\Omega)$ with the inner product $\langle \cdot, \cdot \rangle_{L^2}$ is a Hilbert space.

Proof Theorem 1. In order to satisfy (1) we can make the hypothesis that \mathcal{T} is a bounded (in the sup norm) subset of $C(I)$, with I a bounded interval, which means that exists $M \in \mathbb{R}$ such that $\|\xi\|_\infty = \sup_{t \in I} \xi(t) \leq \infty$ for all $\xi \in \mathcal{T}$. Moreover, the measure on \mathcal{T} is a distribution, and so it is a finite measure. Hence

$$\begin{aligned} \int_{\xi \in \mathcal{T}} \int_{t \in I} |h(\varphi)(\xi, t)|^2 dt d\mu &= \int_{\xi \in \mathcal{T}} \int_{t \in I} |\rho(\varphi, \xi, t)|^2 dt d\mu \\ &\leq \int_{\xi \in \mathcal{T}} \int_{t \in I} |B + M(\varphi)|^2 dt d\mu \\ &\leq (B + M(\varphi))^2 |I| \end{aligned}$$

for each $\varphi \in \mathcal{P}$ and $M(\varphi)$ is the maximum absolute value of an atomic proposition of φ . This implies $h(\mathcal{P}) \subseteq L^2(\mathcal{T} \times I)$. \square

We can now use the dot product in L^2 as a kernel for \mathcal{P} . In such a way, we will obtain a kernel that returns a high positive value for formulae that agree on high-probability trajectories and high negative values for formulae that, on average, disagree.

Definition 2. Fixing a probability measure μ_0 on \mathcal{T} , we can then define the STL-kernel as:

$$k'(\varphi, \psi) = \langle h(\varphi), h(\psi) \rangle_{L^2(\mathcal{T} \times I)} = \int_{\xi \in \mathcal{T}} \int_{t \in I} h(\varphi)(\xi, t) h(\psi)(\xi, t) dt d\mu_0 = \int_{\xi \in \mathcal{T}} \int_{t \in I} \rho(\varphi, \xi, t) \rho(\psi, \xi, t) dt d\mu_0$$

Since the function k' satisfies the finitely positive semi-definite property, we can be proved that is a kernel itself.

Proposition 2. Kernel matrices are positive semi-definite.

Proof. Let us consider the general case, that is $G_{ij} = \langle \phi(x_i), \phi(x_j) \rangle$ for $i, j = 1, \dots, k$. Let us consider

$$\begin{aligned} v^T G v &= \sum_{i,j=1}^k v_i v_j G_{ij} = \sum_{i,j=1}^k v_i v_j \langle \phi(x_i), \phi(x_j) \rangle \\ &= \left\langle \sum_{i=1}^k v_i \phi(x_i), \sum_{j=1}^k v_j \phi(x_j) \right\rangle \\ &= \left\| \sum_{i=1}^k v_i \phi(x_i) \right\|^2 \geq 0, \end{aligned}$$

which implies that G is positive semi-definite. \square

Theorem 2 (Characterization of kernels). A function $k : X \times X \rightarrow \mathbb{R}$ which is either continuous or has a finite domain, can be written as

$$k(x, z) = \langle \phi(x), \phi(z) \rangle,$$

where ϕ is a feature map into a Hilbert space F_k , if and only if it satisfies the finitely positive semi-definite property.

Proof. Firstly, let us observe that if $k(x, z) = \langle \phi(x), \phi(z) \rangle$, then it satisfies the finitely positive semi-definite property for the Proposition 2. The difficult part to prove is the other implication.

Let us suppose that k satisfies the finitely positive semi-definite property. We will construct the Hilbert space F_k as a function space. We recall that F_k is a Hilbert space if it is a vector space with an inner product that induces a norm that makes the space complete.

Let us consider the function space

$$\mathcal{F} = \left\{ \sum_{i=1}^n \alpha_i k(x_i, \cdot) : n \in \mathbb{N}, \alpha_i \in \mathbb{R}, x_i \in X, i = 1, \dots, n \right\}.$$

The sum in this space is defined as

$$(f + g)(x) = f(x) + g(x),$$

which is clearly a close operation. The multiplication by a scalar is a close operation too. Hence, \mathcal{F} is a vector space.

We define the inner product in \mathcal{F} as follows. Let $f, g \in \mathcal{F}$ be defined by

$$f(x) = \sum_{i=1}^n \alpha_i k(x_i, x), g(x) = \sum_{i=1}^m \beta_i k(z_i, x),$$

so the inner product is defined as

$$\langle f, g \rangle := \sum_{i=1}^n \sum_{j=1}^m \alpha_i \beta_j k(x_i, z_j) = \sum_{i=1}^n \alpha_i g(x_i) = \sum_{j=1}^m \beta_j f(z_j),$$

where the last two equations follows from the definition of f and g . This map is clearly symmetric and bilinear. So, in order to be an inner product, it suffices to prove

$$\langle f, f \rangle \geq 0 \text{ for all } f \in \mathcal{F},$$

and that

$$\langle f, f \rangle = 0 \iff f \equiv 0.$$

If we define the vector $\alpha = (\alpha_1, \dots, \alpha_n)$ we obtain

$$\langle f, f \rangle = \sum_{i=1}^n \sum_{j=1}^n \alpha_i \alpha_j k(x_i, x_j) = \alpha^T K \alpha \geq 0,$$

where K is the kernel matrix constructed over x_1, \dots, x_n and the last equality holds because k satisfies the finite positive semi-definite property.

It is worth to notice that this inner product satisfies the property

$$\langle f, k(x, \cdot) \rangle = \sum_{i=1}^n \alpha_i k(x_i, x) = f(x).$$

This property is called *reproducing property* of the kernel.

From this property it follows also that, if $\langle f, f \rangle = 0$ then

$$f(x) = \langle f, k(x, \cdot) \rangle \leq \|f\| k(x, x) = 0,$$

applying the Cauchy-Schwarz inequality and the definition of the norm. The other side of the implication, i.e.

$$f \equiv 0 \implies \langle f, f \rangle = 0,$$

follows directly from the definition of the inner product.

It remains to show the completeness property. Actually, we will not show that \mathcal{F} is complete, but we will use \mathcal{F} to construct the space F_k of the enunciate. Let us fix x and consider a Cauchy sequence $\{f_n\}_{n=1}^\infty$. Using the reproducing property we obtain

$$(f_n(x) - f_m(x))^2 = \langle f_n - f_m, k(x, \cdot) \rangle^2 \leq \|f_n - f_m\|^2 k(x, x).$$

where we applied the Cauchy-Schwarz inequality. So, for the completeness of \mathbb{R} , $f_n(x)$ has a limit, that we call $g(x)$. Hence we define g as the punctual limit of f_n and we define F_k as the space obtained by the union of \mathcal{F} and the limit of all the Cauchy sequence in \mathcal{F} , i.e.

$$F_k = \overline{\mathcal{F}},$$

which is the closure of \mathcal{F} . Moreover, the inner product in \mathcal{F} extends naturally in an inner product in F_k which satisfies all the desired properties.

In order to complete the proof we have to define a map $\phi : X \rightarrow F_k$ such that

$$\langle \phi(x), \phi(z) \rangle = k(x, z).$$

The map ϕ that we are looking for is $\phi(x) = k(x, \cdot)$. In fact

$$\langle \phi(x), \phi(z) \rangle = \langle k(x, \cdot), k(z, \cdot) \rangle = k(x, z).$$

□

One desirable property of our kernel is that $k(\varphi, \varphi) \geq k(\varphi, \psi)$, $\forall \varphi, \psi \in \mathcal{P}$. In fact, given a formula φ , no formula should be more similar to φ than φ itself. This property can be enforced by redefining the kernel as follows:

$$k(\varphi, \psi) = \frac{k'(\varphi, \psi)}{\sqrt{k'(\varphi, \varphi)k'(\psi, \psi)}}.$$

3.2 The base measure μ_0

In order to make our kernel meaningful and not too expensive to compute, we endow the trajectory space \mathcal{T} with a probability distribution such that more complex trajectories are less probable. We use the total variation [17] of a trajectory and the number of changes in its monotonicity as indicators of its "complexity". We define the probability measure μ_0 by providing an algorithm sampling from piece-wise linear functions, a dense subset of \mathcal{T} , that we use for Monte Carlo approximation of k .

Before describing the algorithm, we need the definition of Total Variation of a function [17].

Definition 3 (Total Variation). Let $f \in C(I)$. We call *Total Variation* of f on a finite interval $[a, b]$ the quantity

$$V_a^b(f) = \sup_{P \in \mathbf{P}} \sum_{i=0}^{n_P-1} |f(x_{i+1}) - f(x_i)|, \quad \forall f \in C(I) \quad (2)$$

where \mathbf{P} is the set of all partitions of the interval $[a, b]$.

We use the total variation of a trajectory as an indicator of its "complexity". We also take the number of changes in the monotonicity behavior of a trajectory as another indicator of "complexity". The idea is to endow \mathcal{T} with a probability distribution such that more complex trajectories are less likely to be drawn. We describe a sampling algorithm over piecewise linear functions that we use for Monte Carlo approximation. In doing so, we sample from a dense subset of $C(I)$.

The sampling algorithm is the following:

1. Set a discretization step h ; define $N = \frac{b-a}{h}$ and $t_i = a + ih$;
2. Sample a starting point $\xi_0 \sim \mathcal{N}(0, \sigma')$ and set $\xi(t_0) = \xi_0$;
3. Sample $K \sim (\mathcal{N}(0, \sigma''))^2$, that will be the total variation of ξ ;
4. Sample $N - 1$ points $y_1, \dots, y_{N-1} \sim \mathbb{U}([0, K])$ and set $y_0 = 0$ and $y_n = K$;
5. Order y_1, \dots, y_{N-1} and rename them such that $y_1 \leq y_2 \leq \dots \leq y_{N-1}$;
6. Sample $s_0 \sim \text{Discr}(-1, 1)$;
7. Set iteratively $\xi(t_{i+1}) = \xi(t_i) + s_{i+1}(y_{i+1} - y_i)$ with $s_{i+1} = s_i s$,
 $P(s = -1) = q$ and $P(s = 1) = 1 - q$, for $i = 1, 2, \dots, N$.

Finally, we can linearly interpolate between consecutive points of the discretization and make the trajectory continuous, i.e., $\xi \in C(I)$.

For our implementation, we fixed the above parameters as follows:

- $a = 0$,
- $b = 20$,
- $h = 1$,
- $\sigma' = 1$,
- $\sigma'' = 1$,
- $q = 0.1$.

In the next section, we show that using this simple measure still allows us to make predictions with remarkable accuracy for other stochastic processes on \mathcal{T} .

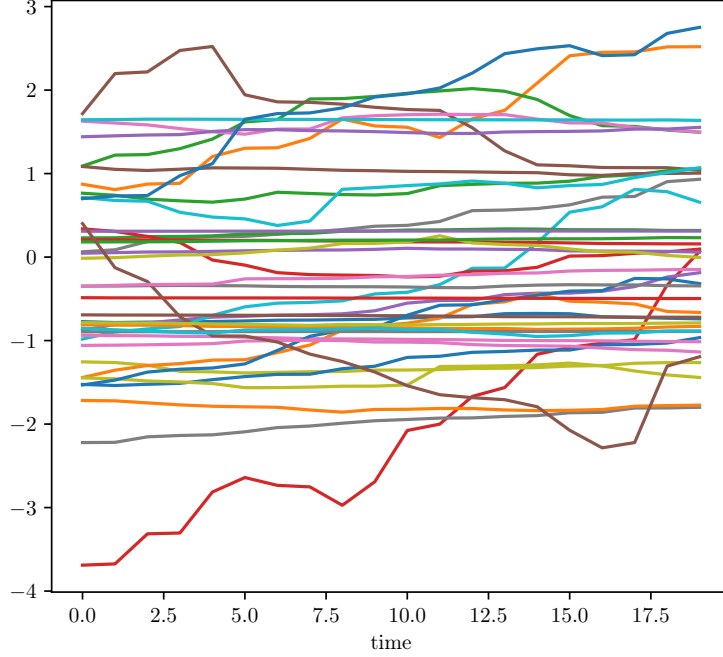


Figure 1: Trajectories randomly sampled from \mathcal{T} using the above described algorithm.

4 Experimental Results

4.1 Kernel Regression on μ_0

To show the goodness of our kernel definition, we use it to predict the expected robustness and the satisfaction probability of STL formulae w.r.t. the stochastic process μ_0 defined on \mathcal{T} . We use a training set composed of 400 formulae sampled randomly according to a syntax tree random growing scheme as follows:

1. Sample the number of atomic predicates

$$n \sim \text{Discr}(1, 2, \dots, 6);$$

2. Sample

$$k_i \sim \mathbb{U}([-7, 7]);$$

3. Create a set formulae

$$P = \{\mu_1, \dots, \mu_n\},$$

where μ_i is the atomic predicate ($x \geq k_i$);

4. With 50% of probability select the operator $* = \neg$; with the remaining 50% sample an operator

$$* \sim \text{Discr}(\vee, \wedge, \mathbf{U}, \mathbf{F}, \mathbf{G});$$

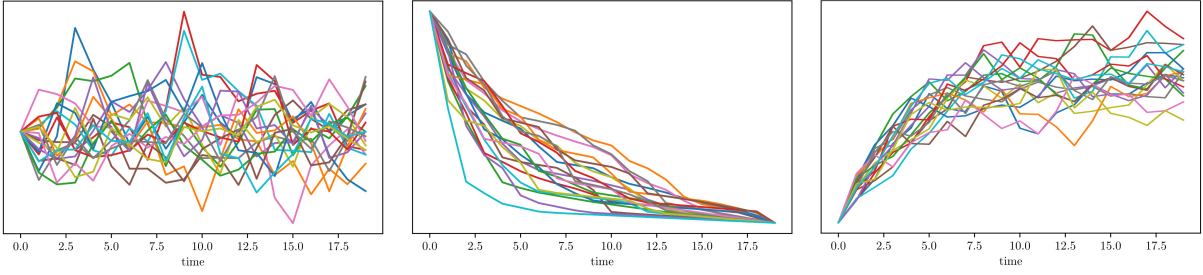


Figure 2: From left to right, trajectories generated by the *Immigration* model, by the *Isomerization* model and by the *Polymerase* model.

5. Randomly sample 1 or 2 formulae from P (depending if $*$ is an unary or a binary operator) and apply $*$ to it or them, obtaining the formula φ ;
6. Remove the formula/formulae sampled at step (5) from P and add φ to P ;
7. If P has more than one element, repeat from step (4), otherwise continue to step (8);
8. The output formula is, with 50% of probability, the last formula of P ; for the other 50% of probability, sample an operator

$$* \sim \text{Discr}(\neg, \mathbf{F}, \mathbf{G})$$

and apply it to the last formula of P : the resulting formula is the output of the algorithm.

Then, we approximate expected robustness and satisfaction probability using a set of 100 000 trajectories sampled according to μ_0 . We compare the following regression models: *Nadaraya-Watson estimator*, *K-Nearest Neighbors regression*, *Support Vector Regression (SVR)* and *Kernel Ridge Regression (KRR)* [15]. We obtain the lowest *Mean Squared Error (MSE)* on expected robustness, equal to 0.29, using an SVR with a Gaussian kernel and $\sigma = 0.5$. On the other hand, the best performances in predicting the satisfaction probability were given by the KRR, with an MSE equal to 0.00036.

Kernel Regression on other stochastic processes The last aspect that we investigate is whether the definition of our kernel w.r.t. the fixed measure μ_0 can be used for making predictions of the average robustness also for other stochastic processes, i.e., while taking expectations w.r.t. other probability measures μ on \mathcal{T} . We compare this with a kernel defined w.r.t μ itself. We used three different stochastic models: *Immigration*, *Isomerization* and *Polymerase*, simulated using the Python library StochPy [12], Figure 2.

As it can be seen from Figure 3 (left), our base kernel is the best performing one. This can be explained by the fact that the measure μ_0 is broad in terms of coverage of the trajectory space, meaning that different kinds of behaviours tend to be covered. This allows to better distinguish among STL formulae, compared to models that tend to focus the probability mass on narrower regions of \mathcal{T} , such as the *Isomerization* model (which has the worst performance). Also in this case, we obtained the best results using SVR and KRR. However, given the sparseness of SVR, it's more convenient to use it, since we need to evaluate a lower number of kernels to perform the regression. Interestingly, the minimum MSE is obtained using the Gaussian kernel with exactly the same σ parameter as for the regression task on μ_0 , hinting for some intrinsic robustness to hyperparameter's choice that has to be investigated in greater detail. In Figure

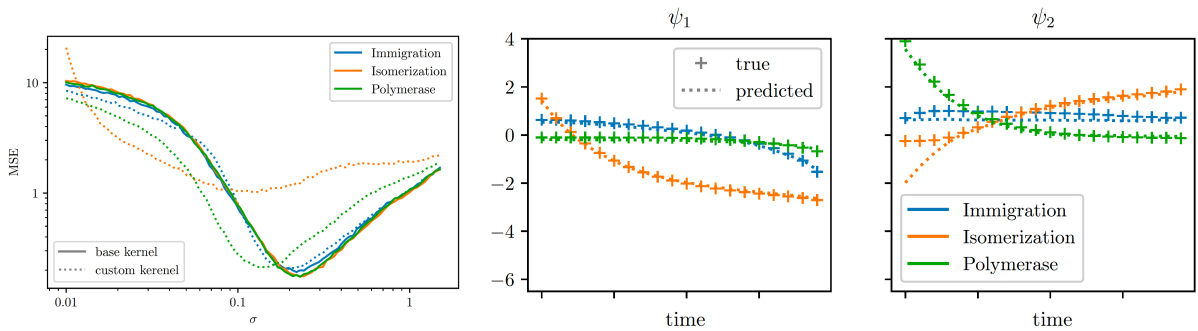


Figure 3: **(left)** MSE as a function of the bandwidth σ of the Gaussian kernel, for the prediction of the expected robustness. We compare the performances on different stochastic models, using both the kernel evaluated according to the base measure μ_0 (base kernel), and a custom kernel computed using the trajectories generated by the stochastic model itself. Both the axis are in logarithmic scale. **(center, right)** predictions of the expected robustness for formulae $\psi_1 = \mathbf{F} x \geq 1.5$ and $\psi_2 = (\neg(((\mathbf{G} x \geq -1.4) \vee (\mathbf{G} x \geq 2.7)) \vee x \leq 0.7)) \vee x \leq 0$, over three different trajectory spaces. The predictions are made using SVR on a Gaussian kernel, with the best performing bandwidth σ , which is $\sigma = 0.22$.

3 (right) we show the predictions for the expected robustness over the three stochastic models that we took as examples, using the best regression model that we have found so far, which is the SVR with a Gaussian kernel having $\sigma = 0.22$. Note that to compute the kernel by Monte Carlo approximation, we have to sample only once the required trajectories for μ_0 . We also need to estimate the expected robustness transition probability for the formulae comprising the training set. However, kernel regression permits us to avoid further simulations of the model μ for novel formulae ϕ .

5 Conclusions

We defined a kernel for STL, fixing a base measure over trajectories, and we showed that we can use *exactly* the same kernel across different stochastic models for computing a very precise approximation of the expected robustness of new formulae, with only the knowledge of the expected robustness of a fixed set of training formulae. Our STL-kernel, however, can also be used for other tasks. For instance, computing STL-based distances among stochastic models, resorting to a dual kernel construction, and building non-linear embeddings of formulae into finite dimensional real spaces with kernel-PCA techniques. Another direction for future work is to refine the quantitative semantics in such a way that equivalent formulae have the same robustness, e.g. using ideas like in [13].

References

- [1] G. Bacci, G. Bacci, K. G. Larsen, and R. Mardare. Complete axiomatization for the bisimilarity distance on markov chains. In J. Desharnais and R. Jagadeesan, editors, *27th International Conference on Concurrency Theory, CONCUR 2016, August 23-26, 2016, Québec City, Canada*, volume 59 of *LIPICs*, pages 21:1–21:14. Schloss Dagstuhl - Leibniz-Zentrum für Informatik, 2016.
- [2] E. Bartocci, L. Bortolussi, L. Nenzi, and G. Sanguinetti. System design of stochastic models using robustness of temporal properties. *Theor. Comput. Sci.*, 587:3–25, 2015.

- [3] E. Bartocci, L. Bortolussi, and G. Sanguinetti. Data-driven statistical learning of temporal logic properties. In *Proc. of FORMATS*, pages 23–37, 2014.
- [4] E. Bartocci, J. Deshmukh, A. Donzé, G. Fainekos, O. Maler, D. Ničković, and S. Sankaranarayanan. Specification-based monitoring of cyber-physical systems: a survey on theory, tools and applications. In *Lectures on Runtime Verification*, pages 135–175. Springer, 2018.
- [5] G. Bombara, C.-I. Vasile, F. Penedo, H. Yasuoka, and C. Belta. A Decision Tree Approach to Data Classification Using Signal Temporal Logic. In *Proc. of HSCC*, pages 1–10, 2016.
- [6] H. Brezis. *Functional analysis, Sobolev spaces and partial differential equations*. Springer Science & Business Media, 2010.
- [7] P. Daca, T. A. Henzinger, J. Kretínský, and T. Petrov. Linear distances between markov chains. In J. Desharnais and R. Jagadeesan, editors, *27th International Conference on Concurrency Theory, CONCUR 2016, August 23-26, 2016, Québec City, Canada*, volume 59 of *LIPICs*, pages 20:1–20:15. Schloss Dagstuhl - Leibniz-Zentrum für Informatik, 2016.
- [8] A. Donzé, T. Ferrere, and O. Maler. Efficient robust monitoring for stl. In *International Conference on Computer Aided Verification*, pages 264–279. Springer, 2013.
- [9] G. Fainekos, B. Hoxha, and S. Sankaranarayanan. Robustness of specifications and its applications to falsification, parameter mining, and runtime monitoring with s-taliro. In B. Finkbeiner and L. Mariani, editors, *Runtime Verification - 19th International Conference, RV 2019, Porto, Portugal, October 8-11, 2019, Proceedings*, volume 11757 of *Lecture Notes in Computer Science*, pages 27–47. Springer, 2019.
- [10] I. Haghghi, N. Mehdipour, E. Bartocci, and C. Belta. Control from signal temporal logic specifications with smooth cumulative quantitative semantics. In *58th IEEE Conference on Decision and Control, CDC 2019, Nice, France, December 11-13, 2019*, pages 4361–4366. IEEE, 2019.
- [11] G. Köthe. Topological vector spaces. In *Topological Vector Spaces I*, pages 123–201. Springer, 1983.
- [12] T. R. Maarleveld, B. G. Olivier, and F. J. Bruggeman. Stochpy: a comprehensive, user-friendly tool for simulating stochastic biological processes. *PLoS one*, 8(11):e79345, 2013.
- [13] C. Madsen, P. Vaidyanathan, S. Sadraddini, C.-I. Vasile, N. A. DeLateur, R. Weiss, D. Densmore, and C. Belta. Metrics for signal temporal logic formulae. In *2018 IEEE Conference on Decision and Control (CDC)*, pages 1542–1547. IEEE, 2018.
- [14] O. Maler and D. Nickovic. Monitoring temporal properties of continuous signals. In *Proc. FORMATS*, 2004.
- [15] K. P. Murphy. *Machine learning: a probabilistic perspective*. MIT press, 2012.
- [16] L. Nenzi, S. Silveti, E. Bartocci, and L. Bortolussi. A robust genetic algorithm for learning temporal specifications from data. In A. McIver and A. Horváth, editors, *Quantitative Evaluation of Systems - 15th International Conference, QEST 2018, Beijing, China, September 4-7, 2018, Proceedings*, volume 11024 of *Lecture Notes in Computer Science*, pages 323–338. Springer, 2018.

- [17] L. A.-N. F.-D. Pallara, L. Ambrosio, and N. Fusco. *Functions of bounded variation and free discontinuity problems*. Oxford University Press, Oxford, 2000.
- [18] C. E. Rasmussen and C. K. I. Williams. *Gaussian Processes for Machine Learning*. MIT Press, 2006.
- [19] J. Shawe-Taylor and N. Cristianini. *Kernel methods for pattern analysis*. Cambridge Univ Pr, 2004.