

SDP-based bounds for the Quadratic Cycle Cover Problem via cutting plane augmented Lagrangian methods and reinforcement learning

Frank de Meijer ^{*}

Renata Sotirov [†]

Abstract

We study the Quadratic Cycle Cover Problem (QCCP), which aims to find a node-disjoint cycle cover in a directed graph with minimum interaction cost between successive arcs. We derive several semidefinite programming (SDP) relaxations and use facial reduction to make these strictly feasible. We investigate a nontrivial relationship between the transformation matrix used in the reduction and the structure of the graph, which is exploited in an efficient algorithm that constructs this matrix for any instance of the problem. To solve our relaxations, we propose an algorithm that incorporates an augmented Lagrangian method into a cutting plane framework by utilizing Dykstra’s projection algorithm. Our algorithm is suitable for solving SDP relaxations with a large number of cutting planes. Computational results show that our SDP bounds and our efficient cutting plane algorithm outperform other QCCP bounding approaches from the literature. Finally, we provide several SDP-based upper bounding techniques, among which a sequential Q-learning method that exploits a solution of our SDP relaxation within a reinforcement learning environment.

Keywords quadratic cycle cover problem, semidefinite programming, facial reduction, cutting plane method, Dykstra’s projection algorithm, reinforcement learning.

1 Introduction

A disjoint cycle cover in a graph is a set of node-disjoint cycles such that every node is covered by exactly one cycle. The cycle cover problem (CCP) is the problem of finding a disjoint cycle cover such that the total arc weight is minimized. In this paper we focus on its quadratic version, which is known as the quadratic cycle cover problem (QCCP). The QCCP is the problem of finding a disjoint cycle cover in a graph such that the total sum of interaction costs between consecutive arcs is minimized. Although the problem can be defined for both directed and undirected graphs, we focus here on the asymmetric version which is defined on directed graphs.

The QCCP is introduced by Jäger and Molitor [43]. Fischer et al. [26] show that the problem is \mathcal{NP} -hard. This result is later on strengthened by De Meijer and Sotirov [47], who prove that the QCCP is strongly \mathcal{NP} -hard and not approximable within any constant factor.

There exist several special cases of the QCCP with respect to the objective function, for example, the angular metric cycle cover problem (ANGLE-CCP) [3] and the minimum reload cost cycle cover (MINRC3) problem [28]. In the ANGLE-CCP the quadratic costs represent the change of the direction induced by two consecutive arcs. The MINRC3 problem is the problem of finding a minimum disjoint cycle cover in an arc-colored graph under the reload cost model. These problems have applications in various fields, such as robotics [3], cargo and energy distribution networks [61]. We refer the interested reader to [47] for a more detailed overview of these variants of the QCCP and their applications. The QCCP may also be seen as a generalization of the minimum-turn cycle cover problem, which belongs to the class of covering-tour problems introduced in Arkin et al.

^{*}CentER, Department of Econometrics and OR, Tilburg University, The Netherlands, f.j.j.demeijer@uvt.nl

[†]CentER, Department of Econometrics and OR, Tilburg University, The Netherlands, r.sotirov@uvt.nl

[4]. Covering tour problems play an important role in manufacturing, automatic inspection, spray painting operations, etc. For a detailed overview of cycle cover problems with turn costs and their applications, we refer the reader to [23].

The importance of the QCCP is also due to its close connection to the quadratic traveling salesman problem (QTSP). The goal of the QTSP is to find a Hamiltonian cycle in a graph minimizing the total quadratic costs between consecutive arcs. After removing the subtour elimination constraints, the QTSP boils down to the QCCP. Not surprisingly, the QTSP was introduced simultaneously with the QCCP in [43]. The QTSP is proven to be \mathcal{NP} -hard and not approximable within any constant factor [43] and is generally accepted to be one of the hardest combinatorial optimization problems nowadays. The QTSP has applications in robotics, bioinformatics and telecommunication, see e.g., Fischer et al. [25]. The QCCP plays an important role in obtaining strong lower and upper bounds for the QTSP [25, 43, 56].

Various papers study theoretical aspects as well as solution approaches for the QCCP and its variants. Fischer [24] studies the polyhedral structure of the quadratic cycle cover polytope and provides several inequalities that define the facets of this polytope. Büyükçolak et al. [15] consider the MINRC3 on complete graphs with an equitable or nearly equitable 2-edge coloring and derive a polynomial time algorithm that constructs a monochromatic cycle cover. Jäger and Molitor [43] use approximated solutions of the QCCP as lower bounds in a branch-and-bound algorithm for the QTSP. Galbiati et al. [28] exploit a column generation approach to compute lower bounds for the MINRC3 problem. Staněk et al. [56] use the QCCP combined with a rounding procedure to construct heuristics for the QTSP. Several local search algorithms for the MINRC3 problem are given in [28]. Approximation algorithms for the QCCP and its variants are studied in [3, 4, 23].

The linearization problem of the QCCP is considered by De Meijer and Sotirov [47]. Several sufficient conditions for a QCCP instance to be linearizable are provided, which are used to construct strong linearization based bounds for any instance of the problem.

Main results and outline

The aim of this paper is to construct efficient lower and upper bounding approaches for the QCCP based on semidefinite programming. To achieve this goal we introduce several methods that can be extended to a range of other optimization problems. In our work we combine a wide variety of different techniques including facial reduction, projection methods, randomized algorithms and reinforcement learning.

First, we derive three SDP relaxations for the QCCP with increasing complexity. Our strongest SDP relaxation contains nonnegativity constraints and an additional subset of the facet-defining inequalities of the Boolean Quadric Polytope (BQP), which make it a powerful yet very difficult to solve relaxation. As a first step in the development of our algorithmic approaches for computing QCCP lower bounds, we study the geometry of the feasible sets of our relaxations. We prove that the relaxations are not Slater feasible, and show how to perform facial reduction to project the feasible sets onto lower dimensional spaces. The transformation matrix needed for this projection is graph-specific. Therefore we propose a polynomial time algorithm based on the bipartite representation of the underlying graph that provides a sparse transformation matrix.

To solve our SDP relaxation with nonnegativity constraints, we study the following two variants of the alternating direction augmented Lagrangian method; the (original) Alternating Direction Method of Multipliers (ADMM) and the Peaceman-Rachford splitting method (PRSM) that is also known as the symmetric ADMM. Although the ADMM is tested on SDP relaxations of various optimization problems, the PRSM with larger stepsize was not implemented up to date for SDP relaxations. Our results show that the PRSM outperforms the classical ADMM for the relaxation with nonnegativity constraints. Therefore we take the PRSM as the backbone of our new approach.

It is well-known that current SDP solvers have difficulties solving relaxations including the facet-defining inequalities of the BQP. To solve our strongest relaxation including these cuts, we present an advanced cutting plane method that extends on the PRSM: a cutting plane augmented Lagrangian method (CP-ALM). The CP-ALM exploits the well-known Dykstra projection algorithm to deal with the BQP cuts. We (partially) parallelize Dykstra’s cyclic algorithm by clustering the set of BQP

inequalities into subsets of nonoverlapping cuts. We present several other ingredients that improve the efficiency of the algorithm. The CP-ALM also exploits warm starts each time new violated cuts are added. Although it might seem that our algorithm is problem specific, all ingredients described in this paper can be easily extended for solving other optimization problems.

Finally, we derive several upper bounding approaches that exploit the output matrices from the CP-ALM. Let us list the most prominent ones. In our randomized undersampling algorithm we sample a partial solution and deterministically extend it to a full cycle cover. In randomized oversampling we iteratively draw a pair of successive arcs according to a distribution related to the SDP solution, until we obtain a cycle cover. Our most sophisticated rounding approach is based on a distributed reinforcement learning technique, i.e., Q-learning. In particular, we let artificial agents learn how to find cycle covers by exploiting the SDP solution matrix such that the expected total reward is maximized. The latter approach provides the best upper bounds among all presented ones. We expect that these rounding approaches can be successfully extended to relaxations of other optimization problems. Let us emphasize that it is challenging to find good feasible solutions for the QCCP, especially for large instances, since the considered graphs are not necessarily complete.

We provide extensive numerical tests on data sets used for the QCCP as well as data sets for the QTSP. Our bounds significantly outperform other bounds from the literature.

The paper is structured as follows. In Section 2, we formally introduce the QCCP and study its associated directed 2-factor polytope. In Section 3, we construct several SDP relaxations for the QCCP of increasing complexity. The Slater feasibility of the SDP relaxations is the topic of Section 4.1. Since transformation matrices used for projecting onto the minimal face are graph-specific, we provide a polynomial time algorithm for computing their sparse expressions in Section 4.2. In Section 5, we propose a new algorithm for solving the SDP relaxations that is based on a combination of the PRSM, Dykstra's projection algorithm and a cutting plane method. Several upper bounding approaches are discussed in Section 6. Section 7 provides an extensive numerical study of all introduced methods.

Notation

A directed graph $G = (N, A)$ is given by a node set N and an arc set $A \subseteq N \times N$, where $n = |N|$ and $m = |A|$. For all $i \in N$, let $\delta^+(i)$ and $\delta^-(i)$ denote the set of arcs leaving and entering node i , respectively. For all $S, T \subseteq N$, let $\delta^+(S, T)$ (resp. $\delta^-(S, T)$) denote the set of arcs going from S to T (resp. T to S). The starting node of an arc $e \in A$ is denoted by e^+ . Similarly, we denote by e^- the ending node of e .

Let $\mathbf{0}_n$ and $\mathbf{1}_n$ be the $n \times 1$ vector of zeros and the $n \times 1$ vector of ones, respectively. Moreover, we denote the i -th elementary vector by \mathbf{e}_i . Let J_n and I_n be the $n \times n$ matrix of all ones and the $n \times n$ identity matrix, respectively. In case the order of these vectors or matrices is clear, we omit the subscript to simplify notation.

In this paper we frequently work with extended matrices of the form $\begin{pmatrix} 1 & x^\top \\ x & X \end{pmatrix}$ for some $x \in \mathbb{R}^m$ and $X \in \mathbb{R}^{m \times m}$. We index the top row and top column of such extended matrix as row zero and column zero, respectively. Accordingly, we denote by \mathbf{e}_0 a vector that has a one on the first position and all other elements zero in the context of extended matrices.

For any matrix $M \in \mathbb{R}^{m \times n}$, let $\text{Col}(M)$ be the linear space spanned by the columns of M . The null space of M is denoted by $\text{Nul}(M)$. For all $M, N \in \mathbb{R}^{m \times n}$, the Hadamard product $M \circ N$ equals the entrywise product of M and N , i.e., $(M \circ N)_{ij} = M_{ij}N_{ij}$. Moreover, for all square matrices M , the operator $\text{diag} : \mathbb{R}^{n \times n} \rightarrow \mathbb{R}^n$ maps a matrix to a vector consisting of its diagonal elements. Its adjoint operator is given by $\text{Diag} : \mathbb{R}^n \rightarrow \mathbb{R}^{n \times n}$. The trace of a square matrix M is given by $\text{tr}(M)$.

Let \mathcal{S}^m denote the set of all $m \times m$ real symmetric matrices. We denote by $M \succeq 0$ that the matrix M is positive semidefinite and let \mathcal{S}_+^m be the set of all positive semidefinite matrices of order m , i.e., $\mathcal{S}_+^m := \{M \in \mathcal{S}^m : M \succeq 0\}$. Let $\langle \cdot, \cdot \rangle$ denote the trace inner product. That is, for any $M, N \in \mathbb{R}^{m \times m}$, we define $\langle M, N \rangle := \text{tr}(M^\top N) = \sum_{i=1}^m \sum_{j=1}^m M_{ij}N_{ij}$. Its associated norm is the Frobenius norm, denoted by $\|M\|_F := \sqrt{\text{tr}(M^\top M)}$.

2 The Quadratic Cycle Cover Problem

In this section we formally introduce the asymmetric version of the quadratic cycle cover problem. Moreover, we introduce the directed 2-factor polytope and consider some of its properties.

The quadratic cycle cover problem (QCCP) is the problem of finding a set of node-disjoint cycles covering all the nodes such that the sum of interaction costs between successive arcs is minimized. Since we assume that all cycle covers in this paper are disjoint, we use the term cycle cover to denote this concept in the sequel. An instance of the QCCP is specified by the pair (G, Q) , where $G = (N, A)$ is a simple directed graph with $n = |N|$ nodes and $m = |A|$ arcs and $Q = (q_{ef}) \in \mathbb{R}^{m \times m}$ is a quadratic cost matrix. We assume that the entries of Q are such that $q_{ef} = 0$ if arc f is not a successor of arc e , i.e., if $f \notin \delta^+(e^-)$.

Let $x \in \{0, 1\}^m$ represent the characteristic vector of a cycle cover. That is, $x_e = 1$ if arc e belongs to the cycle cover and $x_e = 0$ otherwise. Then the QCCP can be formulated as:

$$OPT(Q) := \min \{x^\top Q x : x \in P\}, \quad (1)$$

where P denotes the set of all cycle covers in G , i.e.,

$$P := \left\{ x \in \{0, 1\}^m : \sum_{e \in \delta^+(i)} x_e = \sum_{e \in \delta^-(i)} x_e = 1 \quad \forall i \in N \right\}. \quad (2)$$

In the literature, a cycle cover in a directed graph is also called a directed 2-factor. For the existence of a directed 2-factor in a graph, see e.g., Chiba and Yamashita [17]. The QCCP is shown to be \mathcal{NP} -hard in the strong sense and not approximable within any constant factor [26, 47].

The linear problem corresponding to the QCCP is called the cycle cover problem (CCP). Given a linear arc-weight function, the CCP asks for a minimum weight cycle cover in G . The CCP reduces to the well-known linear assignment problem, see e.g., [14], and is therefore polynomial time solvable.

Let $\text{Conv}(P)$ be the convex hull of all characteristic vectors corresponding to directed 2-factors in G . We call this set the directed 2-factor polytope. Let $U \in \mathbb{R}^{n \times m}$ and $V \in \mathbb{R}^{n \times m}$ be defined as

$$U_{i,e} := \begin{cases} 1 & \text{if arc } e \text{ starts at node } i \\ 0 & \text{otherwise,} \end{cases} \quad V_{i,e} := \begin{cases} 1 & \text{if arc } e \text{ ends at node } i \\ 0 & \text{otherwise.} \end{cases}$$

Additionally, let u_i^\top and v_i^\top denote the i -th row of U and V , respectively. Thus, $P = \{x \in \{0, 1\}^m : [U^\top, V^\top]^\top x = \mathbf{1}_{2n}\}$. It follows from the total unimodularity of $[U^\top, V^\top]^\top$ that the directed 2-factor polytope can be written explicitly as:

$$\text{Conv}(P) = \left\{ x \in \mathbb{R}^m : x \geq \mathbf{0}_m, \begin{bmatrix} U \\ V \end{bmatrix} x = \mathbf{1}_{2n} \right\}. \quad (3)$$

Observe that the arcs that are never used in a cycle cover are irrelevant for the QCCP. We define the set \mathcal{J} consisting of all arcs with this property, i.e.,

$$\mathcal{J} := \{f \in A : x_f = 0 \text{ for all } x \in P\}.$$

The elements in \mathcal{J} can be obtained in polynomial time by solving for each $f \in A$ the following CCP:

$$z_f := \max\{e_f^\top x : x \in P\}.$$

The set \mathcal{J} consists of all arcs $f \in A$ for which $z_f = 0$. Without loss of generality, we can remove the arcs that are in \mathcal{J} from the given instance to simplify the problem. This leads to the following assumption that applies to the rest of this paper.

Assumption 1. There exists at least one cycle cover in G , i.e., $P \neq \emptyset$. Moreover, the set \mathcal{J} is empty.

We end this section by considering the dimension of the directed 2-factor polytope. We define

$$\alpha := \text{rank} \left(\begin{bmatrix} U \\ V \end{bmatrix} \right). \quad (4)$$

In Section 4.2, we derive the value of α in terms of the graph. For now, we note that $n \leq \alpha \leq 2n-1$, provided that Assumption 1 holds.

It follows from the rank-nullity theorem that $\dim(\text{Nul}([U^\top, V^\top]^\top)) = m - \alpha$. Let us prove the following lemma.

Lemma 1. *Under Assumption 1, the dimension of the directed 2-factor polytope equals $m - \alpha$.*

Proof. It follows from (3) that

$$\text{Conv}(P) = \{x \in \mathbb{R}^m : [U^\top, V^\top]^\top x = \mathbf{1}_{2n}\} \cap \mathbb{R}_+^m.$$

Obviously, the set \mathbb{R}_+^m is full-dimensional, whereas the dimension of $\{x \in \mathbb{R}^m : [U^\top, V^\top]^\top x = \mathbf{1}_{2n}\}$ equals $\dim(\text{Nul}([U^\top, V^\top]^\top)) = m - \alpha$. Hence, we have $\dim(\text{Conv}(P)) \leq m - \alpha$, where strict inequality holds only if $\text{Conv}(P)$ is fully contained in one of the facets of \mathbb{R}_+^m . Now assume for the sake of contradiction that there exists some arc e such that $\text{Conv}(P) \subseteq \{x \in \mathbb{R}_+^m : x_e = 0\}$. Consequently, we must have $P \subseteq \{x \in \mathbb{R}_+^m : x_e = 0\}$, which implies that $e \in \mathcal{J}$. This contradicts Assumption 1. We conclude that $\dim(\text{Conv}(P)) = m - \alpha$. \square

3 SDP relaxations for the QCCP

In this section we focus on constructing several semidefinite programming relaxations for the QCCP. These relaxations increase in strength and complexity.

Using the trace inner product, the objective function of (1) can be rewritten as $x^\top Qx = \langle Q, xx^\top \rangle = \langle Q, X \rangle$, where we replace xx^\top by a matrix variable $X \in \mathcal{S}^m$. We now relax the equality $X - xx^\top = 0$ by replacing it by the SDP constraint $X - xx^\top \succeq 0$. It follows from the Schur complement that we can equivalently write $\begin{pmatrix} 1 & x^\top \\ x & X \end{pmatrix} \succeq 0$. Moreover, since $x \in P$ is a binary vector, we have $\text{diag}(X) = x$. This leads to the following basic feasible set for an SDP relaxation of the QCCP:

$$\mathcal{F}_{\text{basic}} := \left\{ \begin{pmatrix} 1 & x^\top \\ x & X \end{pmatrix} \in \mathcal{S}^{m+1} : u_i^\top x = v_i^\top x = 1 \ (\forall i \in N), \ x = \text{diag}(X), \ \begin{pmatrix} 1 & x^\top \\ x & X \end{pmatrix} \succeq 0 \right\}. \quad (5)$$

We show below how to strengthen the feasible set (5) by adding valid constraints.

Since each cycle cover consists of n arcs, we know that $\mathbf{1}_m^\top x = n$ for all $x \in P$. This can be written equivalently as $\text{tr}(X) = n$, which we refer to as the trace constraint. Moreover, since xx^\top is replaced by X , the constraint $\langle J, X \rangle = n^2$, which we call the all-ones constraint, is also valid.

One can also add to $\mathcal{F}_{\text{basic}}$ the so-called squared linear constraints. These constraints result from taking the product of the linear constraints $u_i^\top x = 1$ and $u_j^\top x = 1$ for all $i, j \in N$, which yield $1 = (u_i^\top x)(x^\top u_j) = \langle u_i u_j^\top, xx^\top \rangle$. Hence, the constraint $\langle u_i u_j^\top, X \rangle = 1$ is valid for $\mathcal{F}_{\text{basic}}$. The same can be done by taking the products of the linear constraints $v_i^\top x = 1$ for all $i \in N$, etc. In total, we distinguish three types of squared linear constraints that are summarized in Table 1.

Type of squared linear constraint	Constraints on X
Type I	$\langle u_i u_i^\top, X \rangle = 1$ and $\langle v_i v_i^\top, X \rangle = 1$ for all $i \in N$;
Type II	$\langle u_i u_j^\top, X \rangle = 1$ and $\langle v_i v_j^\top, X \rangle = 1$ for all $i, j \in N, i \neq j$;
Type III	$\langle u_i v_j^\top, X \rangle = 1$ for all $i, j \in N$.

Table 1: Three types of valid squared linear constraints for $\mathcal{F}_{\text{basic}}$.

We show below how the above mentioned valid constraints relate. An interesting result is that the squared linear constraints of Type II and III turn out to be redundant when the Type I constraints and some other constraints are added to (5).

Proposition 1. *Let $x \in \mathbb{R}^m$ and $X \in \mathcal{S}^m$ be such that $\begin{pmatrix} 1 & x^\top \\ x & X \end{pmatrix} \succeq 0$, $\text{diag}(X) = x$, $\text{tr}(X) = n$ and $\langle J, X \rangle = n^2$. If $\langle u_i u_i^\top, X \rangle = \langle v_i v_i^\top, X \rangle = 1$ for all $i \in N$, then*

- (i) *the squared linear constraints of Type II and III are redundant;*
- (ii) *the linear constraints $u_i^\top x = u_j^\top x = 1$ for all $i, j \in N$ are redundant.*

Proof. (i) Let $i, j \in N$ with $i \neq j$, then we have,

$$\begin{aligned} \langle (u_i - u_j)(u_i - u_j)^\top, X \rangle &= \langle u_i u_i^\top + u_j u_j^\top - 2u_i u_j^\top, X \rangle \\ &= \langle u_i u_i^\top, X \rangle + \langle u_j u_j^\top, X \rangle - 2\langle u_i u_j^\top, X \rangle \\ &= 2 - 2\langle u_i u_j^\top, X \rangle \geq 0, \end{aligned}$$

since $\langle u_i u_i^\top, X \rangle = \langle u_j u_j^\top, X \rangle = 1$ and $X \succeq 0$. From this it follows that $\langle u_i u_j^\top, X \rangle \leq 1$.

Conversely, as all arcs have exactly one starting node, we have $\mathbf{1}_m = \sum_{i \in N} u_i$. Using this, we can rewrite the matrix J as $J = (\sum_{i \in N} u_i) (\sum_{i \in N} u_i)^\top$ and the constraint $\langle J, X \rangle = n^2$ as follows:

$$n^2 = \langle J, X \rangle = \left\langle \left(\sum_{i \in N} u_i \right) \left(\sum_{i \in N} u_i \right)^\top, X \right\rangle = \sum_{i \in N} \sum_{j \in N} \langle u_i u_j^\top, X \rangle.$$

The right-hand side expression is a sum of n^2 elements for which $\langle u_i u_j^\top, X \rangle \leq 1$ for all $i, j \in N$. Since the sum has to be equal to n^2 , it follows that $\langle u_i u_j^\top, X \rangle = 1$ for all $i, j \in N$, $i \neq j$. The other equalities can be proven in a similar fashion.

(ii) Let $Y := X - xx^\top$. By the Schur complement, we know that $Y \succeq 0$. Now,

$$1 = \langle u_i u_i^\top, X \rangle = \langle u_i u_i^\top, Y \rangle + \langle u_i u_i^\top, xx^\top \rangle = \langle u_i u_i^\top, Y \rangle + (u_i^\top x)^2.$$

Since $\langle u_i u_i^\top, Y \rangle \geq 0$, it follows that $(u_i^\top x)^2 \leq 1$ and, consequently, $u_i^\top x \leq 1$ for all $i \in N$.

Now we rewrite the trace constraint $\mathbf{1}_m^\top x = n$ as

$$\mathbf{1}_m^\top x = \left(\sum_{i \in N} u_i \right)^\top x = \sum_{i \in N} u_i^\top x = n.$$

Since each term $u_i^\top x$ is bounded by 1, equality is established only when $u_i^\top x = 1$ for all $i \in N$. In a similar way one can show that $v_i^\top x = 1$ for all $i \in N$. \square

Observe that there exist $2n$ constraints of Type I. We show how to merge these constraints to obtain a more compact formulation. To this end, we define the matrices $\tilde{U}, \tilde{V} \in \mathbb{R}^{m \times m}$ as follows:

$$\tilde{U} := \sum_{i \in N} \begin{pmatrix} -1 \\ u_i \end{pmatrix} \begin{pmatrix} -1 \\ u_i \end{pmatrix}^\top \quad \text{and} \quad \tilde{V} := \sum_{i \in N} \begin{pmatrix} -1 \\ v_i \end{pmatrix} \begin{pmatrix} -1 \\ v_i \end{pmatrix}^\top.$$

We establish the following result.

Proposition 2. *Let $x \in \mathbb{R}^m$ and $X \in \mathcal{S}^m$ be such that $\begin{pmatrix} 1 & x^\top \\ x & X \end{pmatrix} \succeq 0$ and $\text{diag}(X) = x$. Then the following statements are equivalent:*

- (i) *$\text{tr}(X) = n$ and $\langle u_i u_i^\top, X \rangle = \langle v_i v_i^\top, X \rangle = 1$ for all $i \in N$;*

$$(ii) \left\langle \tilde{U}, \begin{pmatrix} 1 & x^\top \\ x & X \end{pmatrix} \right\rangle = \left\langle \tilde{V}, \begin{pmatrix} 1 & x^\top \\ x & X \end{pmatrix} \right\rangle = 0.$$

Proof. It is not difficult to see that (i) \Rightarrow (ii). We now show the reverse statement. We have

$$\left\langle \tilde{U}, \begin{pmatrix} 1 & x^\top \\ x & X \end{pmatrix} \right\rangle = \left\langle \sum_{i \in N} \begin{pmatrix} -1 \\ u_i \end{pmatrix} \begin{pmatrix} -1 \\ u_i \end{pmatrix}^\top, \begin{pmatrix} 1 & x^\top \\ x & X \end{pmatrix} \right\rangle = \sum_{i \in N} (u_i^\top X u_i - 2u_i^\top x + 1) = 0.$$

Since $\begin{pmatrix} -1 \\ u_i \end{pmatrix} \begin{pmatrix} -1 \\ u_i \end{pmatrix}^\top \succeq 0$, it follows that $u_i^\top X u_i - 2u_i^\top x + 1 \geq 0$ for all $i \in N$. Combining this with the equality above, we conclude that $u_i^\top X u_i - 2u_i^\top x + 1 = 0$ for all $i \in N$.

Now define $Y := X - xx^\top \succeq 0$. Then $u_i^\top X u_i - 2u_i^\top x + 1 = 0$ can be rewritten as

$$u_i^\top (Y + xx^\top) u_i - 2u_i^\top x + 1 = 0 \quad \Leftrightarrow \quad u_i^\top Y u_i + (u_i^\top x - 1)^2 = 0.$$

Since $u_i^\top Y u_i \geq 0$ and $(u_i^\top x - 1)^2 \geq 0$, it follows that $u_i^\top x = 1$, which in turn implies that $u_i^\top X u_i = 2u_i^\top x - 1 = 1$. Similarly, one can prove that $\langle v_i v_i^\top, X \rangle = 1$ for all $i \in N$.

Finally, since $\mathbf{1}_m = \sum_{i \in N} u_i$, we have

$$\text{tr}(X) = \mathbf{1}_m^\top x = \sum_{i \in N} u_i^\top x = n.$$

We conclude that (ii) \Rightarrow (i). □

Proposition 2 shows that instead of the trace constraint and the squared linear constraints, we can equivalently include the merged squared linear constraints. Let us now define the following set:

$$\mathcal{F}_1 := \left\{ \begin{pmatrix} 1 & x^\top \\ x & X \end{pmatrix} \in \mathcal{S}^{m+1} : \quad \langle J, X \rangle = n^2, \quad \left\langle \tilde{U}, \begin{pmatrix} 1 & x^\top \\ x & X \end{pmatrix} \right\rangle = \left\langle \tilde{V}, \begin{pmatrix} 1 & x^\top \\ x & X \end{pmatrix} \right\rangle = 0, \right. \\ \left. \text{diag}(X) = x, \quad \begin{pmatrix} 1 & x^\top \\ x & X \end{pmatrix} \succeq 0 \right\}. \quad (6)$$

From the above discussion it follows that $\mathcal{F}_1 \subseteq \mathcal{F}_{\text{basic}}$. Let us now introduce our first SDP relaxation:

$$(SDP_1) \quad \min \left\{ \langle Q, X \rangle : \begin{pmatrix} 1 & x^\top \\ x & X \end{pmatrix} \in \mathcal{F}_1 \right\}. \quad (7)$$

In the sequel we show how to improve SDP relaxation (7). Let us exploit the structure of a cycle cover to identify a zero pattern in X . For each $i \in N$, we know that there is exactly one arc e in $\delta^+(i)$ with $x_e = 1$ and $x_f = 0$ for all other arcs f leaving i . Hence, for each pair of distinct arcs $e, f \in \delta^+(i)$ we have $x_e x_f = 0$. This leads to the valid constraint $X_{ef} = 0$ for all $e, f \in \delta^+(i), e \neq f$. The same holds for the incoming arcs. We call these type of equalities the zero-structure constraints. We define:

$$\mathcal{Z} := \{(e, f) \in A \times A : e \text{ and } f \text{ start or end at the same node, } e \neq f\}. \quad (8)$$

Then the zero-structure constraints read that $X_{ef} = 0$ for all $(e, f) \in \mathcal{Z}$.

Note that one may also add the nonnegativity constraints on matrix variables in (SDP_1) . For that purpose, we define the cone of nonnegative symmetric matrices, i.e.,

$$\mathcal{N}_+^m := \{X \in \mathcal{S}^m : X \succeq 0\}.$$

We show next that after adding nonnegativity constraints to the feasible set of (SDP_1) , the zero-structure constraints turn out to be redundant.

Proposition 3. *Let $x \in \mathbb{R}^m$ and $X \in \mathcal{S}^m$ be feasible for (SDP_1) . If $X \in \mathcal{N}_+^m$, then $X_{ef} = 0$ for all $(e, f) \in \mathcal{Z}$.*

Proof. We prove the statement for the outgoing arcs. The proof for the incoming arcs is similar. Using Proposition 2, we know that $\langle u_i u_i^\top, X \rangle = 1$ for all $i \in N$. We rewrite this equality as:

$$1 = \langle u_i u_i^\top, X \rangle = \sum_{e \in A} \sum_{f \in A} (u_i)_e (u_i)_f X_{ef} = \sum_{e \in \delta^+(i)} X_{ee} + \sum_{\substack{e, f \in \delta^+(i), \\ e \neq f}} X_{ef}.$$

Since $\text{diag}(X) = x$, we have $\sum_{e \in \delta^+(i)} X_{ee} = \sum_{e \in \delta^+(i)} x_e = u_i^\top x = 1$, where the last equality follows from Proposition 1. Thus, we have $\sum_{e, f \in \delta^+(i), e \neq f} X_{ef} = 0$, from where it follows that $X_{ef} = 0$ for all $e, f \in \delta^+(i)$ with $e \neq f$. \square

Let us now define our next, tighter SDP relaxation:

$$(SDP_2) \quad \min \left\{ \langle Q, X \rangle : \begin{pmatrix} 1 & x^\top \\ x & X \end{pmatrix} \in \mathcal{F}_1 \cap \mathcal{N}_+^{m+1} \right\}. \quad (9)$$

To further strengthen (SDP_2) , we consider an additional set of valid inequalities. Namely, we consider cuts that are related to the well-known Boolean Quadric Polytope introduced by Padberg [50]. The BQP of order m is defined as

$$BQ^m := \text{Conv} \left\{ (x, X) \in \mathbb{R}^m \times \mathbb{R}^{m(m-1)/2} : x \in \{0, 1\}^m, X_{ij} = x_i x_j \quad \forall 1 \leq i < j \leq m \right\}.$$

Since the matrix X in our previous relaxations is such that X_{ef} represents $x_e x_f$, the inequalities that are valid for BQ^m are also valid for our SDP relaxations. In [50] it is proven that the following triangle inequalities (written in our QCCP notation) define facets of BQ^m :

$$X_{ef} + X_{eg} \leq x_e + X_{fg} \quad \text{for all } e, f, g \in A, e \neq f, f \neq g, e \neq g.$$

Although there are more facet-defining inequalities for the BQP, we consider only the above mentioned ones in this paper. Namely, our preliminary tests show that the triangle inequalities lead to the largest improvement of the SDP bounds. Note that there are $\mathcal{O}(m^3)$ triangle inequalities and that it is challenging to solve even medium-size SDPs that include all triangle inequalities.

Let $\mathcal{T} \subseteq A \times A \times A$ denote the set of arc triples corresponding to the triangle inequalities, and $\mathcal{C}(\mathcal{T})$ be the polyhedron induced by these cuts, i.e.,

$$\mathcal{C}(\mathcal{T}) := \left\{ \begin{pmatrix} 1 & x^\top \\ x & X \end{pmatrix} \in \mathcal{S}^{m+1} : X_{ef} + X_{eg} \leq X_{ee} + X_{fg} \quad \forall (e, f, g) \in \mathcal{T} \right\},$$

where we incorporated the fact that $x_e = X_{ee}$ for all $e \in A$ in our relaxations. Then our strongest SDP relaxation is:

$$(SDP_3) \quad \min \left\{ \langle Q, X \rangle : \begin{pmatrix} 1 & x^\top \\ x & X \end{pmatrix} \in \mathcal{F}_1 \cap \mathcal{N}_+^{m+1} \cap \mathcal{C}(\mathcal{T}) \right\}. \quad (10)$$

By abuse of notation, we will also use \mathcal{T} to denote a subset of the set of arc triples corresponding to the triangle inequalities within a cutting plane environment.

4 Graph-dependent facial reduction

In this section we investigate the Slater feasibility of the relaxations constructed in Section 3. We prove that the relaxations are not Slater feasible and show how to obtain facially reduced relaxations. We conclude this section by providing an algorithm that computes a sparse transformation matrix required for the facial reduction. Each transformation matrix is graph specific, and the algorithm exploits the bipartite representation of the underlying graph. Our algorithm can be downloaded¹ and used whenever one needs to compute a basis for the flow space of the bipartite representation of a directed graph.

¹The code can be downloaded from <https://github.com/frankdemeijer/SDPforQCCP>.

4.1 Strict feasibility by facial reduction

Recall that Slater's constraint qualification holds for an SDP relaxation if there exists a feasible solution that is also positive definite. The following lemma shows that Slater's constraint qualification does not hold for the SDP relaxation (7), and consequently, neither for (9) and (10).

Lemma 2. *Let $Y := \begin{pmatrix} 1 & x^\top \\ x & X \end{pmatrix} \in \mathcal{S}_+^{m+1}$ be feasible for (SDP_1) . Then*

$$\text{Span} \left\{ \begin{pmatrix} -1 \\ u_i \end{pmatrix}, \begin{pmatrix} -1 \\ v_i \end{pmatrix} : i \in N \right\} \subseteq \text{Nul}(Y).$$

Proof. It follows directly from the fact that $\langle \tilde{U}, Y \rangle = 0$ and positive semidefinite matrices having a nonnegative inner product that we have

$$\begin{pmatrix} -1 & u_i^\top \end{pmatrix} \begin{pmatrix} 1 & x^\top \\ x & X \end{pmatrix} \begin{pmatrix} -1 \\ u_i \end{pmatrix} = 0,$$

for all $i \in N$. Since $Y \succeq 0$, this implies that $\begin{pmatrix} 1 & x^\top \\ x & X \end{pmatrix} \begin{pmatrix} -1 \\ u_i \end{pmatrix} = \mathbf{0}_{m+1}$ for all $i \in N$. Thus, $\begin{pmatrix} -1 \\ u_i \end{pmatrix} \in \text{Nul}(Y)$ for all $i \in N$. Similarly, one can prove that $\begin{pmatrix} -1 \\ v_i \end{pmatrix} \in \text{Nul}(Y)$ for all $i \in N$. \square

Lemma 2 shows that our SDP relaxations are not Slater feasible. Thus, the feasible sets of the SDP relaxations are fully contained in one of the faces of \mathcal{S}_+^{m+1} . For now, we only focus on the relaxation (SDP_1) . In order to find an equivalent relaxation for (SDP_1) that is Slater feasible, we project the problem onto the minimal face containing the feasible set, i.e., apply facial reduction, see e.g., [11, 20, 58].

To find the minimal face containing the feasible set of the SDP relaxation, one needs to find its exposing vectors, i.e., the vectors orthogonal to the feasible set of the SDP relaxation. It follows from Lemma 2 that the following matrices satisfy that property:

$$\begin{pmatrix} -1 \\ u_i \end{pmatrix} \begin{pmatrix} -1 \\ u_i \end{pmatrix}^\top \quad \text{and} \quad \begin{pmatrix} -1 \\ v_i \end{pmatrix} \begin{pmatrix} -1 \\ v_i \end{pmatrix}^\top \quad \text{for all } i \in N. \quad (11)$$

Now, let \mathcal{R} be defined as follows:

$$\mathcal{R} := \left(\text{Span} \left\{ \begin{pmatrix} -1 \\ u_i \end{pmatrix}, \begin{pmatrix} -1 \\ v_i \end{pmatrix} : i \in N \right\} \right)^\perp = \text{Nul} \left(\begin{bmatrix} -\mathbf{1}_n & U \\ -\mathbf{1}_n & V \end{bmatrix} \right). \quad (12)$$

Observe that under Assumption 1 the rank of $\begin{bmatrix} -\mathbf{1}_n & U \\ -\mathbf{1}_n & V \end{bmatrix}$ equals the rank of $[U^\top, V^\top]^\top$ which we defined to be α , see (4). From this it follows that $\dim(\mathcal{R}) = m + 1 - \alpha$. We now define $F_{\mathcal{R}}$ to be the subset of \mathcal{S}_+^{m+1} that is orthogonal to the exposing vectors (11), i.e.,

$$F_{\mathcal{R}} := \{X \in \mathcal{S}_+^{m+1} : \text{Col}(X) \subseteq \mathcal{R}\}.$$

Since faces of \mathcal{S}_+^{m+1} are known to be in correspondence with linear subspaces of \mathbb{R}^{m+1} [20], $F_{\mathcal{R}}$ is a face of \mathcal{S}_+^{m+1} containing the feasible set of (SDP_1) . Later on we show that $F_{\mathcal{R}}$ is actually the minimal face with this property, see Theorem 2.

In order to derive an explicit expression of $F_{\mathcal{R}}$, let $W \in \mathbb{R}^{(m+1) \times (m+1-\alpha)}$ be a matrix whose columns form a basis for \mathcal{R} . Then the face $F_{\mathcal{R}}$ can be equivalently written as:

$$F_{\mathcal{R}} = W \mathcal{S}_+^{m+1-\alpha} W^\top. \quad (13)$$

This implies that any $Y \in \mathcal{S}_+^{m+1}$ that is feasible for (SDP_1) can be written as $Y = WZW^\top$ for some $Z \in \mathcal{S}_+^{m+1-\alpha}$. By substituting this term into (SDP_1) , we obtain an equivalent relaxation in a lower

dimensional space. As a direct byproduct, some of the original constraints become redundant. The resulting relaxation is as follows:

$$(SDP_{S1}) \quad \min \left\{ \langle W^\top \hat{Q} W, Z \rangle : \text{diag}(WZW^\top) = WZW^\top \mathbf{e}_0, \mathbf{e}_0^\top WZW^\top \mathbf{e}_0 = 1, Z \succeq 0 \right\}, \quad (14)$$

where $\hat{Q} := \begin{pmatrix} 0 & \mathbf{0}_m^\top \\ \mathbf{0}_m & Q \end{pmatrix}$. Let us define the feasible set of the above relaxation for future reference:

$$\mathcal{F}_{S1} := \{Z \in \mathcal{S}_+^{m+1-\alpha} : \text{diag}(WZW^\top) = WZW^\top \mathbf{e}_0, \mathbf{e}_0^\top WZW^\top \mathbf{e}_0 = 1, Z \succeq 0\}. \quad (15)$$

We show below that the SDP relaxations (14) and (7) are equivalent.

Theorem 1. *The SDP relaxation (SDP_{S1}) is equivalent to the SDP relaxation (SDP_1) .*

Proof. Let Z be feasible for (SDP_{S1}) and define $Y := WZW^\top$, $X := (\mathbf{0}_m, I_m)Y(\mathbf{0}_m, I_m)^\top$ and $x := \text{diag}(X)$. Our goal is to show that x and X are feasible for (SDP_1) .

Note that the SDP constraint is trivially satisfied. Therefore, it remains to prove that the all-ones constraint and the merged squared linear constraints hold. Observe that

$$\begin{pmatrix} n \\ \mathbf{1}_m \end{pmatrix}^\top \begin{pmatrix} 1 & x^\top \\ x & X \end{pmatrix} \begin{pmatrix} -n \\ \mathbf{1}_m \end{pmatrix} = \begin{pmatrix} n \\ \mathbf{1}_m \end{pmatrix}^\top WZW^\top \begin{pmatrix} -n \\ \mathbf{1}_m \end{pmatrix} = \sum_{i \in N} \begin{pmatrix} n \\ \mathbf{1}_m \end{pmatrix}^\top WZW^\top \begin{pmatrix} -1 \\ u_i \end{pmatrix} = 0,$$

where the last equality follows from the construction of W . Since the most left term in the expression above equals $-n^2 + \mathbf{1}_m^\top X \mathbf{1}_m$, it follows that $\langle J, X \rangle = n^2$.

Next, we have

$$\langle \tilde{U}, Y \rangle = \left\langle \sum_{i \in N} \begin{pmatrix} -1 \\ u_i \end{pmatrix} \begin{pmatrix} -1 \\ u_i \end{pmatrix}^\top, WZW^\top \right\rangle = \sum_{i \in N} \left\langle W^\top \begin{pmatrix} -1 \\ u_i \end{pmatrix} \begin{pmatrix} -1 \\ u_i \end{pmatrix}^\top W, Z \right\rangle = 0,$$

since the columns of W are orthogonal to $(-1, u_i^\top)^\top$ for all $i \in N$. In a similar fashion we can show that $\langle \tilde{V}, Y \rangle = 0$ for all $i \in N$. We conclude that the matrix X and vector x obtained from (SDP_{S1}) are feasible for (SDP_1) .

Conversely, let Y be feasible for (SDP_1) . Then it follows from (13) that there exists a matrix $Z \succeq 0$ such that $Y = WZW^\top$. Since the objective functions of (SDP_1) and (SDP_{S1}) coincide, we conclude that the two relaxations are equivalent. \square

We now prove that (SDP_{S1}) is indeed Slater feasible, see also [58].

Theorem 2. *The relaxation (SDP_{S1}) contains a Slater feasible point.*

Proof. Since $\text{Conv}(P)$ has dimension $m - \alpha$, see Lemma 1, it follows that there exists an affinely independent set of vectors $\{x_1, \dots, x_{m+1-\alpha}\} \subseteq P$. Because of the affine independence of these vectors, the set

$$\left\{ \begin{pmatrix} 1 \\ x_1 \end{pmatrix}, \begin{pmatrix} 1 \\ x_2 \end{pmatrix}, \dots, \begin{pmatrix} 1 \\ x_{m+1-\alpha} \end{pmatrix} \right\}$$

is linearly independent in \mathbb{R}^{m+1} . Since $(1, x_i^\top)^\top \in \mathcal{R}$ for all $i = 1, \dots, m+1-\alpha$ and the columns of W form a basis for \mathcal{R} , there exist vectors $y_1, \dots, y_{m+1-\alpha} \in \mathbb{R}^{m+1-\alpha}$ such that $Wy_i = (1, x_i^\top)^\top$ for all $i = 1, \dots, m+1-\alpha$. Moreover, the vectors y_i are linearly independent in $\mathbb{R}^{m+1-\alpha}$ because of the linear independence of the vectors Wy_i .

We define

$$Z_\lambda := \sum_{i=1}^{m+1-\alpha} \lambda_i y_i y_i^\top,$$

where $\lambda_i \geq 0$ for all $i = 1, \dots, m+1-\alpha$ and $\mathbf{1}^\top \lambda = 1$, and rewrite $WZ_\lambda W^\top$ as follows:

$$WZ_\lambda W^\top = \sum_{i=1}^{m+1-\alpha} \lambda_i W y_i (W y_i)^\top = \sum_{i=1}^{m+1-\alpha} \lambda_i \begin{pmatrix} 1 \\ x_i \end{pmatrix} \begin{pmatrix} 1 \\ x_i \end{pmatrix}^\top.$$

It is not difficult to see that Z_λ is feasible for (SDP_{S_1}) . By taking $\lambda_i > 0$ for all $i = 1, \dots, m+1-\alpha$, the resulting matrix Z_λ is non-singular, which implies that $Z_\lambda \succ 0$. Hence, (SDP_{S_1}) contains a Slater feasible point. \square

Note that the key in the proof of Theorem 2 is the known dimension of $\text{Conv}(P)$.

Continuing in the same vein, one can show that the following SDP relaxation is equivalent to the SDP relaxation (9):

$$(SDP_{S_2}) \quad \min \left\{ \langle W^\top \hat{Q} W, Z \rangle : Z \in \mathcal{F}_{S_1}, WZW^\top \in \mathcal{N}_+^{m+1} \right\}, \quad (16)$$

and the following relaxation equivalent to the SDP relaxation (10):

$$(SDP_{S_3}) \quad \min \left\{ \langle W^\top \hat{Q} W, Z \rangle : Z \in \mathcal{F}_{S_1}, WZW^\top \in \mathcal{N}_+^{m+1} \cap \mathcal{C}(\mathcal{T}) \right\}. \quad (17)$$

4.2 A polynomial time algorithm for the transformation matrix

Although the subspace \mathcal{R} has been defined algebraically in Section 4.1, we now focus on its relation with the graph G . This leads to a polynomial time algorithm for computing a sparse transformation matrix W that depends on the considered graph. Although one can compute W numerically, we require its sparse expression for efficient implementation of our cutting plane algorithm, see Section 5.

Recall that the columns of W form a basis for the subspace \mathcal{R} , see (12). A natural way to construct W is as follows: let $\bar{x} \in P$ be the characteristic vector of any cycle cover in G . Moreover, let $\bar{W} \in \mathbb{R}^{m \times (m-\alpha)}$ be a matrix whose columns form a basis for $\text{Nul}([U^\top, V^\top]^\top)$. Then, the matrix

$$W := \begin{bmatrix} 1 & \mathbf{0}_{m-\alpha}^\top \\ \bar{x} & \bar{W} \end{bmatrix} \quad (18)$$

forms a basis for the subspace \mathcal{R} . Finding a sparse expression for W now boils down to finding a sparse expression for \bar{W} . For that purpose, we focus on a graph $B(G)$ that is induced by G , the so-called bipartite representation of G , which is introduced by Bang-Jensen and Gutin [7]. The graph $B(G) = (V_1 \cup V_2, E)$ is an undirected bipartite graph where V_1 and V_2 are copies of the set N and the edge set E is defined as:

$$E = \{\{i, j\} \in V_1 \times V_2 : (i, j) \in A\}.$$

By construction, each arc in G corresponds to exactly one edge in $B(G)$, where the orientation in G determines the configuration of the edges in $B(G)$. Figure 1 shows an example of G and its corresponding bipartite representation $B(G)$. Observe that a cycle cover in G corresponds to a perfect matching in $B(G)$ and vice versa.

The matrix $[U^\top, V^\top]^\top$ equals the incidence matrix of $B(G)$. Suppose we orient all edges of $B(G)$ from V_1 to V_2 . The incidence matrix with respect to this orientation equals $[U^\top, -V^\top]^\top$. Clearly, we have $\text{Nul}([U^\top, V^\top]^\top) = \text{Nul}([U^\top, -V^\top]^\top)$. The null space of the incidence matrix of a directed graph is in the literature known as the flow space of a graph. Hence, it follows that the columns of \bar{W} form a basis for the flow space of the bipartite representation of G (with respect to the orientation from V_1 to V_2).

Let C be a cycle in $B(G)$. Since $B(G)$ is a bipartite graph, C consists of an even number of edges. Let $z \in \mathbb{R}^m$ denote its signed characteristic vector, i.e., we alternately assign values $+1$ and -1 to the edges on C and assign value 0 otherwise. It is well-known that the flow space of a graph

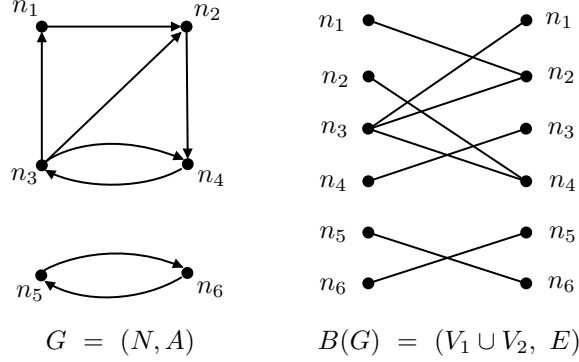


Figure 1: Example of graph G and its bipartite representation $B(G)$.

is spanned by the signed characteristic vectors of all its cycles. For more information about the flow space of a graph, we refer to e.g., [32].

Hence, \mathcal{R} is related to the cycles of the bipartite representation of G . A natural question is how do the cycles of $B(G)$ relate to the original graph G ? To answer this question, we exploit the notion of a closed antidirected trail, which is introduced in [6]. Recall that a trail is a walk in a graph that does not contain repeated arcs, but is allowed to contain repeated nodes. A closed trail is a trail that has the same start and ending node.

Definition 1. A closed antidirected trail (CAT) in a directed graph G is a closed trail of even length with arcs oriented alternately.

A cycle in $B(G)$ corresponds to a CAT in G . To verify this, let $\phi : E \rightarrow A$ be the bijection between the edges of $B(G)$ and the arcs of G in the natural way. Then, C equals a cycle in $B(G)$ if and only if $\phi(C)$ equals a CAT in G . Obviously, since C starts and ends at the same vertex in $B(G)$, $\phi(C)$ also starts and ends at the same node in G . Moreover, since $B(G)$ is bipartite, C and thus $\phi(C)$ must be of even length. Finally, each two consecutive edges of C have one common vertex in V_1 (resp. V_2) and the other vertices in V_2 (resp. V_1). By construction of $B(G)$, it follows that two consecutive edges of C correspond to alternately oriented arcs in G . Thus $\phi(C)$ is a CAT. The reverse statement can be shown in the same fashion. This leads to the following proposition.

Proposition 4. *The flow space of $B(G)$ equals the subspace spanned by the closed antidirected trails in G .*

We now have two interpretations of the column space of \overline{W} , one with respect to G and the other with respect to $B(G)$. The latter one is more suitable for finding a sparse expression for \overline{W} .

Since \overline{W} has $m - \alpha$ columns and the flow space of $B(G)$ has dimension $|E| - |V_1 \cup V_2| + c_{B(G)}$, where $c_{B(G)}$ equals the number of connected components in $B(G)$, it follows that:

$$\alpha = |V_1 \cup V_2| - c_{B(G)} = 2n - c_{B(G)}. \quad (19)$$

Observe that the extreme cases are established by the directed cycle and the complete digraph on n nodes, which yield $\alpha = n$ and $\alpha = 2n - 1$, respectively.

There exist several natural bases for the flow space of a graph, see e.g., [32]. We use the following construction: Let T be a spanning forest of $B(G)$ and let $E(T) \subseteq E$ denote its corresponding edge set. Then, for all $e \in E \setminus E(T)$, we know that $T \cup \{e\}$ contains a cycle. By alternately assigning values $+1$ and -1 to the edges of the cycle and assigning value 0 to all remaining edges, we obtain a signed characteristic vector of the cycle. By repeating this construction for all edges in $E \setminus E(T)$, we obtain $m - \alpha$ linearly independent vectors in $\text{Nul}([U^\top, V^\top]^\top)$, which form a basis for this subspace. Finding a spanning forest and detecting a cycle in $T \cup \{e\}$ can both be done by a breadth first search.

The pseudo-code for the computation of a sparse W is given in Algorithm 1. This algorithm applies to all QCCP instances.

Algorithm 1 Computation of Transformation Matrix W

Input: $G = (N, A)$

- 1: Construct the bipartite representation $B(G) = (V_1 \cup V_2, E)$ of G .
- 2: Find a spanning forest T of $B(G)$.
- 3: **for** $e \in E \setminus E(T)$ **do**
- 4: Find the unique cycle C in $T \cup \{e\}$.
- 5: Alternately assign values $+1$ and -1 to edges on C .
- 6: Construct vector $w^e \in \mathbb{R}^m$ by $w_f^e = \begin{cases} \pm 1 & \text{if } f \in C \text{ (according to step 5),} \\ 0 & \text{otherwise.} \end{cases}$
- 7: **end for**
- 8: Find a cycle cover $\bar{x} \in P$.
- 9: Let $W \in \mathbb{R}^{(m+1) \times (m+1-\alpha)}$ be the matrix whose columns are $\begin{pmatrix} 1 \\ \bar{x} \end{pmatrix} \cup \left\{ \begin{pmatrix} 0 \\ w^e \end{pmatrix} : e \in E \setminus E(T) \right\}$.

Output: W

Remark 1. Although Algorithm 1 uses $B(G)$ to compute W , it is possible to perform the same construction using the original graph G . This follows from the fact that the CATs of G form the circuits of a matroid (A, \mathcal{F}) where

$$\mathcal{F} := \{F \subseteq A : \text{subgraph } (N(F), F) \text{ does not contain a CAT}\},$$

see [6]. Step 2 of Algorithm 1 then reduces to finding a maximal basis of (A, \mathcal{F}) using a greedy algorithm, while step 4 boils down to finding the unique CAT in $T \cup \{e\}$ using a breadth first search.

5 A cutting plane augmented Lagrangian approach

It is known that SDP solvers based on interior point methods exhibit problems in terms of both time and memory for solving even medium-size SDPs. Moreover, interior point methods have difficulties with handling additional cutting planes such as nonnegativity constraints and triangle inequalities. Therefore, solving strong SDP models remains a challenging task.

Recently, a promising alternative for solving large-scale SDP relaxations based on alternating direction augmented Lagrangian methods has been investigated, see [13, 52, 60, 63, 55]. There exist several variants of alternating direction augmented Lagrangian methods for solving SDPs, see e.g., [52, 63, 35, 36, 49, 41, 40]. A recent method for solving large-scale SDPs that is related to the augmented Lagrangian paradigm is the conditional gradient augmented Lagrangian method [45, 46, 62]. Here, we first consider two variants known as the (original) Alternating Direction Method of Multipliers (ADMM) and the Peaceman–Rachford splitting method (PRSM), also called the symmetric ADMM. Then, we present a novel approach that puts these alternating direction augmented Lagrangian methods into a cutting plane framework. In particular, we show how to efficiently combine the PRSM with Dykstra’s projection algorithm [19] within a cutting plane approach.

5.1 The Alternating Direction Method of Multipliers and the Peaceman–Rachford Splitting Method

The ADMM is a first-order method that is introduced in the 1970s to solve large-scale convex optimization problems. Starting from the augmented Lagrangian function, it decomposes the problem into various subproblems that are relatively easy to solve. In [49], the authors use the ADMM to solve an SDP relaxation for the quadratic assignment problem and in [40] the similar approach is used to compute strong SDP bounds for the quadratic shortest path problem. Their approaches allow for inexpensive iterations and cheap ways for obtaining lower and upper bounds. In this section we first show how to exploit the approach from [49, 40] to solve (SDP_{S_2}) by the ADMM. Then, we present the PRSM for our problem.

Let us first rewrite (SDP_{S_2}) by introducing the constraint $Y = WZW^\top$. The purpose of adding this equality is to split the remaining set of constraints into the SDP constraint on Z and the linear

constraints on Y . To deal with the latter type, we introduce the following set:

$$\mathcal{Y} := \left\{ Y \in \mathcal{S}^{m+1} : \begin{array}{l} Y_{00} = 1, \quad \text{diag}(Y) = Y \mathbf{e}_0, \quad Y_{ef} \leq 1 \quad \forall e \neq f \\ Y \succeq \mathbf{0}, \quad \text{tr}(Y) = n + 1, \quad Y_{ef} = 0 \quad \forall (e, f) \in \mathcal{Z} \end{array} \right\}, \quad (20)$$

where \mathcal{Z} is given in (8). Observe that \mathcal{Y} also contains the constraints that are redundant for (SDP_{S_2}) , see Section 3. However, these constraints are not redundant in the subproblems after splitting, see (23) below. By including them in \mathcal{Y} we therefore fasten the convergence of the ADMM as observed in [40, 41, 49]. Indeed, these constraints make the alternating projections more accurate.

Remark 2. Observe that \mathcal{Y} does not contain the redundant constraint $\langle J, Y \rangle = (n + 1)^2$. Namely, our preliminary experiments show that the gain in convergence after adding that constraint is not worth the additional computational effort caused by adding it to \mathcal{Y} .

Now, the starting point of the algorithm is the following relaxation:

$$\min \left\{ \langle \hat{Q}, Y \rangle : Y = WZW^\top, Y \in \mathcal{Y}, Z \succeq 0 \right\}, \quad (21)$$

that is equivalent to (SDP_{S_2}) . We assume that the transformation matrix W is normalized such that $W^\top W = I$. Observe that the sparse W resulting from Algorithm 1 does not have orthogonal columns. Therefore, we apply a QR-decomposition on the matrix obtained from Algorithm 1.

Let $S \in \mathcal{S}^{m+1}$ denote the Lagrange multiplier for the linear constraint $Y = WZW^\top$. We consider the augmented Lagrangian function of (21) w.r.t. this constraint for a fixed penalty parameter $\beta > 0$:

$$L_\beta(Z, Y, S) := \langle \hat{Q}, Y \rangle + \langle S, Y - WZW^\top \rangle + \frac{\beta}{2} \|Y - WZW^\top\|_F^2.$$

The ADMM aims to minimize $L_\beta(Z, Y, S)$ subject to $Y \in \mathcal{Y}$ and $Z \succeq 0$ while iteratively updating S . This problem can be decomposed into subproblems, where we only minimize with respect to one of the matrix variables while keeping the other fixed.

Suppose that (Z^k, Y^k, S^k) denotes the k -th iterate of the ADMM. Then the new iterate $(Z^{k+1}, Y^{k+1}, S^{k+1})$ can be obtained by the following updates:

$$(ADMM) \quad \begin{cases} Z^{k+1} &:= \arg \min_{Z \succeq 0} L_\beta(Z, Y^k, S^k), \end{cases} \quad (22)$$

$$\begin{cases} Y^{k+1} &:= \arg \min_{Y \in \mathcal{Y}} L_\beta(Z^{k+1}, Y, S^k), \end{cases} \quad (23)$$

$$\begin{cases} S^{k+1} &:= S^k + \gamma \cdot \beta \cdot (Y^{k+1} - WZ^{k+1}W^\top). \end{cases} \quad (24)$$

Here $\gamma \in (0, \frac{1+\sqrt{5}}{2})$ is the stepsize parameter for updating the Lagrange multiplier S , see e.g., [60]. The efficiency of the ADMM depends on the difficulty of solving the subproblems (22) and (23).

The Z -subproblem can be solved as follows, see also [49, 40]:

$$\begin{aligned} Z^{k+1} &= \arg \min_{Z \succeq 0} \left[\langle \hat{Q}, Y^k \rangle - \frac{1}{2\beta} \|S^k\|_F^2 + \frac{\beta}{2} \left\| WZW^\top - \left(Y^k + \frac{1}{\beta} S^k \right) \right\|_F^2 \right] \\ &= \arg \min_{Z \succeq 0} \left\| WZW^\top - \left(Y^k + \frac{1}{\beta} S^k \right) \right\|_F^2 = \mathcal{P}_{\mathcal{S}_+^{m+1-\alpha}} \left(W^\top \left(Y^k + \frac{1}{\beta} S^k \right) W \right), \end{aligned}$$

where $\mathcal{P}_{\mathcal{S}_+^m}(\cdot)$ denotes the orthogonal projection onto the cone of positive semidefinite matrices of order m , which can be performed explicitly, see e.g., [39].

The Y -subproblem can be rewritten as follows:

$$Y^{k+1} = \arg \min_{Y \in \mathcal{Y}} \left[\langle \hat{Q}, WZ^{k+1}W^\top \rangle - \frac{\beta}{2} \left\| \frac{\hat{Q} + S^k}{\beta} \right\|_F^2 + \frac{\beta}{2} \left\| Y - WZ^{k+1}W^\top + \frac{\hat{Q} + S^k}{\beta} \right\|_F^2 \right]$$

$$= \arg \min_{Y \in \mathcal{Y}} \left\| Y - \left(WZ^{k+1}W^\top - \frac{\hat{Q} + S^k}{\beta} \right) \right\|_F^2 = \mathcal{P}_{\mathcal{Y}} \left(WZ^{k+1}W^\top - \frac{\hat{Q} + S^k}{\beta} \right),$$

where $\mathcal{P}_{\mathcal{Y}}(\cdot)$ denotes the orthogonal projection onto the polyhedral set \mathcal{Y} .

We now show how to project a matrix $M \in \mathcal{S}^{m+1}$ onto \mathcal{Y} . For that purpose, we define several operators, see Table 2.

	Operator	Description
T_{arrow}	$\mathcal{S}^{m+1} \rightarrow \mathbb{R}^m$	$T_{\text{arrow}} \left(\begin{pmatrix} x_0 & x^\top \\ x & X \end{pmatrix} \right) = \frac{1}{3} (\text{diag}(X) + 2x).$
T_{arrow}^*	$\mathbb{R}^m \rightarrow \mathcal{S}^{m+1}$	$T_{\text{arrow}}^*(x) = \begin{pmatrix} 0 & \frac{1}{3}x^\top \\ \frac{1}{3}x & \text{Diag}(\frac{1}{3}x) \end{pmatrix}.$
T_{inner}	$\mathcal{S}^{m+1} \rightarrow \mathcal{S}^{m+1}$	$T_{\text{inner}} \left(\begin{pmatrix} x_0 & x^\top \\ x & X \end{pmatrix} \right) = \begin{pmatrix} 0 & \mathbf{0}_m^\top \\ \mathbf{0}_m & \tilde{X} - \text{Diag}(\tilde{X}) \end{pmatrix}$ where $\tilde{X} \in \mathcal{S}^m$ is s.t. $\tilde{X}_{ef} = 0$ if $(e, f) \in \mathcal{Z}$ and $\tilde{X}_{ef} = X_{ef}$ otherwise.
T_{box}	$\mathcal{S}^{m+1} \rightarrow \mathcal{S}^{m+1}$	$T_{\text{box}}(X)_{ef} = \min(\max(X_{ef}, 0), 1)$ for all (e, f) .

Table 2: Overview of operators and their definitions.

Let \hat{M} denote the projection of a matrix M onto \mathcal{Y} . The projection can be split into two parts: the projection of the so-called arrow of M , i.e., the zeroth row, zeroth column and diagonal of M , and the projection of the remaining entries. We specify details below.

We clearly have $\hat{M}_{00} = 1$. The remaining entries of the arrow of \hat{M} are obtained as the solution to the following minimization problem:

$$\min_{y \in \mathbb{R}^m} \left\{ \|y - T_{\text{arrow}}(M)\|_2^2 : \mathbf{1}^\top y = n, y \geq \mathbf{0} \right\}.$$

Observe that the problem above boils down to a projection of a vector onto the simplex $\Delta(n)$, where $\Delta(a) := \{x \in \mathbb{R}^m : \mathbf{1}^\top x = a, x \geq \mathbf{0}\}$ for all nonnegative $a \in \mathbb{R}$. The projection onto $\Delta(a)$, denoted by $\mathcal{P}_{\Delta(a)}(\cdot)$, can be performed explicitly in $O(m \log m)$, see [37]. The projection of the remaining entries of M is trivial.

We conclude that the explicit projection of M onto \mathcal{Y} equals:

$$\mathcal{P}_{\mathcal{Y}}(M) = E_{00} + T_{\text{box}} \left(T_{\text{inner}}(M) \right) + T_{\text{arrow}}^* \left(3 \cdot \mathcal{P}_{\Delta(n)}(T_{\text{arrow}}(M)) \right),$$

where $E_{00} = \mathbf{e}_0 \mathbf{e}_0^\top \in \mathcal{S}^{m+1}$. The fact that our SDP relaxations satisfy the constant trace property, i.e., $\text{tr}(Y) = n + 1$, is exploited in the Y -subproblem. The presence of the constant trace property in SDPs has been exploited recently in conditional gradient-based augmented Lagrangian methods. These methods iteratively solve a minimization problem with respect to the set of positive semidefinite matrices having fixed trace, see e.g., [45, 46, 62]. In contrast, our method exploits the constant trace property in the polyhedral projections.

In the ADMM the Lagrange multiplier is only updated after both primal variables have been updated. We present below the Peaceman–Rachford splitting method (PRSM) or the symmetric ADMM with larger stepsize [36]. This method consists of two dual updates per iteration. Let (Z^k, Y^k, S^k) denote the k -th iterate of the PRSM. Then the following iterative scheme is applied:

$$(PRSM) \quad \begin{cases} Z^{k+1} &:= \arg \min_{Z \succeq 0} L_\beta(Z, Y^k, S^k), & (25) \\ S^{k+\frac{1}{2}} &:= S^k + \gamma_1 \cdot \beta \cdot (Y^k - WZ^{k+1}W^\top), & (26) \\ Y^{k+1} &:= \arg \min_{Y \in \mathcal{Y}} L_\beta(Z^{k+1}, Y, S^{k+\frac{1}{2}}), & (27) \\ S^{k+1} &:= S^{k+\frac{1}{2}} + \gamma_2 \cdot \beta \cdot (Y^{k+1} - WZ^{k+1}W^\top). & (28) \end{cases}$$

Here γ_1 and γ_2 are parameters that must be carefully chosen in order to guarantee convergence. The PRSM is known for accelerated speed of convergence in comparison with other ADMM-like algorithms, see [36].

5.2 ADMM versus PRSM: Preliminary Results

In Section 5.1 we present two methods for solving (SDP_{S2}) : the ADMM and the PRSM. Both approaches can be incorporated within the cutting plane augmented Lagrangian method that we present later. We here provide some preliminary experiments to present the behaviour of both methods in terms of convergence.

We consider a test set of 10 Erdős-Rényi instances with m ranging from 250 to 750, see Section 7 for a specification of these instances. For each instance, we use the ADMM and the PRSM to compute (SDP_{S2}) under the same parameter settings as will be explained in Section 7. We compute lower bounds obtained from the methods, see Section 5.5.3, and scale them such that the final bound is indexed to 100. Figure 2a shows these scaled bounds for all instances, while Figure 2b shows their average over all instances with respect to the number of iterations performed.

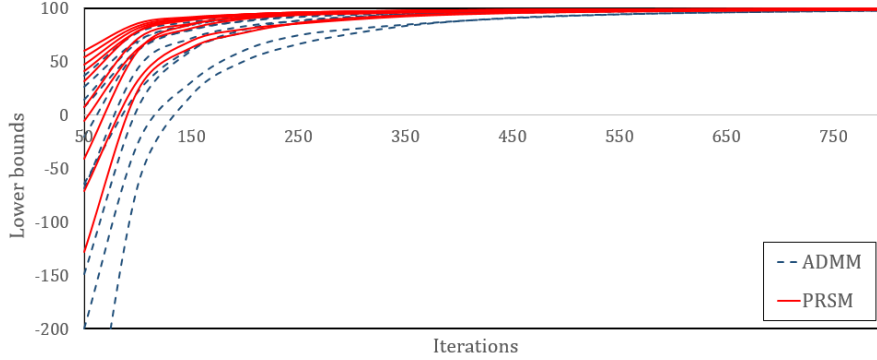


Figure 2a: Lower bounds for the ADMM (dashed) and the PRSM (solid) for full test set.

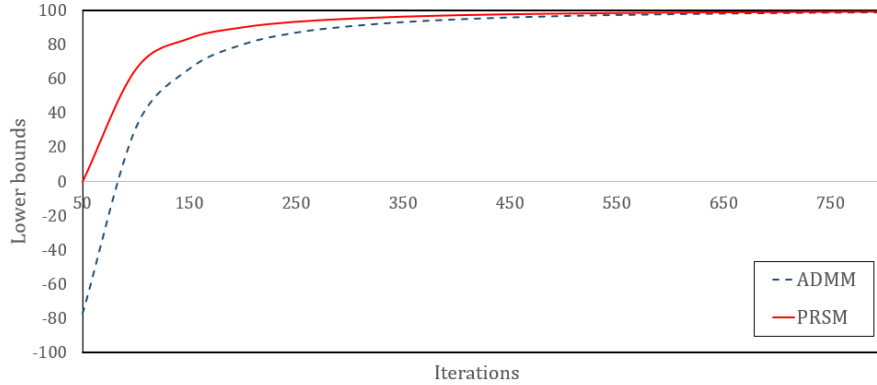


Figure 2b: Lower bounds for the ADMM (dashed) and the PRSM (solid) on average.

Figure 2 shows that although both methods converge, the PRSM in general produces strong lower bounds faster than the ADMM. This is in line with the accelerated numerical performance of the PRSM in contrast to the ADMM presented in [36]. Because we desire a fast convergence when iteratively adding cuts, we incorporate the PRSM in the cutting plane augmented Lagrangian approach introduced in Section 5.5.

5.3 Projection onto a single BQP Cut

The implementation of the ADMM and the PRSM discussed in the previous section can be used to solve (SDP_{S1}) and (SDP_{S2}) . In order to solve (SDP_{S3}) , the constraints $Y \in \mathcal{C}(\mathcal{T})$ are added to the set of polyhedral constraints, which significantly increases the complexity of the Y -subproblem (23). To project onto $\mathcal{Y} \cap \mathcal{C}(\mathcal{T})$, we use an iterative projection framework, see Section 5.4. In this

section, we first show how to project onto the polyhedron induced by a single triangle inequality.

We assume that \mathcal{T} contains the arc triples (e, f, g) with $e \neq f, f \neq g, e \neq g$ that correspond to (possibly violated) triangle inequalities, e.g., resulting from a cutting plane framework. For each $(e, f, g) \in \mathcal{T}$ we let \mathcal{H}_{efg} be the following polyhedron:

$$\mathcal{H}_{efg} := \{Y \in \mathcal{S}^{m+1} : Y_{ef} + Y_{eg} \leq Y_{ee} + Y_{fg}, \text{diag}(Y) = Y\mathbf{e}_0\}.$$

Let $\mathcal{P}_{\mathcal{H}_{efg}}(M)$ denote the projection of a matrix $M \in \mathcal{S}^{m+1}$ onto \mathcal{H}_{efg} . This projection can be written explicitly as stated in the following lemma.

Lemma 3. *Let $\hat{M} := \mathcal{P}_{\mathcal{H}_{efg}}(M)$ be the projection of a matrix $M \in \mathcal{S}^{m+1}$ onto \mathcal{H}_{efg} . If $M_{ef} + M_{eg} \leq \frac{M_{ee} + 2M_{0e}}{3} + M_{fg}$, then*

$$\hat{M}_{st} = \begin{cases} \frac{1}{3}M_{ee} + \frac{2}{3}M_{0e} & \text{if } (s, t) \in \{(0, e), (e, 0), (e, e)\}, \\ M_{st} & \text{otherwise.} \end{cases}$$

If $M_{ef} + M_{eg} > \frac{M_{ee} + 2M_{0e}}{3} + M_{fg}$, then the projection \hat{M} can be written explicitly as:

$$\hat{M}_{st} = \begin{cases} \frac{1}{11}M_{ee} + \frac{2}{11}M_{0e} + \frac{3}{11}M_{fg} + \frac{8}{11}M_{ef} - \frac{3}{11}M_{eg} & \text{if } (s, t) \in \{(e, f), (f, e)\}, \\ \frac{1}{11}M_{ee} + \frac{2}{11}M_{0e} + \frac{3}{11}M_{fg} - \frac{3}{11}M_{ef} + \frac{8}{11}M_{eg} & \text{if } (s, t) \in \{(e, g), (g, e)\}, \\ -\frac{1}{11}M_{ee} - \frac{2}{11}M_{0e} + \frac{8}{11}M_{fg} + \frac{3}{11}M_{ef} + \frac{3}{11}M_{eg} & \text{if } (s, t) \in \{(f, g), (g, f)\}, \\ \frac{3}{11}M_{ee} + \frac{6}{11}M_{0e} - \frac{2}{11}M_{fg} + \frac{2}{11}M_{ef} + \frac{2}{11}M_{eg} & \text{if } (s, t) \in \{(0, e), (e, 0), (e, e)\}, \\ M_{st} & \text{otherwise.} \end{cases}$$

Proof. See Appendix A. □

5.4 Semi-Parallel Dykstra's projection algorithm

A reasonable argument for the fact that a cutting plane technique in an alternating direction augmented Lagrangian approach has never been considered before, is the increasing complexity of the involved projections. In our case, it requires a projection onto the intersection of \mathcal{Y} , see (20), and a finite collection of polyhedra \mathcal{H}_{efg} . This can be performed in an iterative approach based on Dykstra's projection algorithm [19, 12]. Although there exist some similarities between the ADMM and Dykstra's algorithm, see [57], we are the first that combine both methods to compute SDP bounds.

Finding the projection onto the intersection of polyhedra or general convex sets is a well-known problem for which multiple algorithms have been proposed. For a detailed background on projection methods, we refer the reader to [10, 16]. Bauschke and Koch [10] compare several projection algorithms for problems motivated by road design and conclude that Dykstra's cyclic algorithm performs best for projections onto the intersection of convex sets. The idea behind Dykstra's algorithm is to iteratively project a deflected version of the previous iterate onto the individual sets. This method was first proposed by Dykstra [19] for closed convex cones in finite-dimensional Euclidean spaces and later generalized to closed convex sets in Hilbert spaces by Boyle and Dykstra [12].

We are interested in the following best approximation problem:

$$\min \quad \|\hat{M} - M\|_F^2 \quad \text{s.t.} \quad \hat{M} \in \mathcal{Y}_{\mathcal{T}} := \left(\bigcap_{(e, f, g) \in \mathcal{T}} \mathcal{H}_{efg} \right) \cap \mathcal{Y}, \quad (29)$$

where M is the matrix that we project onto $\mathcal{Y}_{\mathcal{T}}$. Observe that $\mathcal{Y}_{\mathcal{T}} = \mathcal{C}(\mathcal{T}) \cap \mathcal{Y}$.

Dijkstra's algorithm starts by initializing the so-called normal matrices $R_{\mathcal{Y}}^0 = \mathbf{0}$ and $R_{efg}^0 = \mathbf{0}$ for all $(e, f, g) \in \mathcal{T}$. Now, we set $X^0 = M$ and iterate for $k \geq 1$:

$$\left. \begin{aligned} X^k &:= \mathcal{P}_{\mathcal{Y}}(X^{k-1} + R_{\mathcal{Y}}^{k-1}) \\ R_{\mathcal{Y}}^k &:= X^{k-1} + R_{\mathcal{Y}}^{k-1} - X^k \\ L_{efg} &:= X^k + R_{efg}^{k-1} \\ X^k &:= \mathcal{P}_{\mathcal{H}_{efg}}(L_{efg}) \\ R_{efg}^k &:= L_{efg} - X^k \end{aligned} \right\} \text{ for all } (e, f, g) \in \mathcal{T} \quad (\text{CycDyk})$$

Several authors have shown that the sequence $\{X^k\}_{k \geq 1}$ strongly converges to the solution of the best approximation problem (29), see [12, 34, 27]. Since the polyhedra are considered in a cyclic order, the iterates (CycDyk) are referred to as Dijkstra's cyclic algorithm. Observe that if $\mathcal{T} = \emptyset$, then (CycDyk) boils down to a single projection onto \mathcal{Y} .

Instead of projecting on each polyhedron one after another, it is also possible to project on all polyhedra simultaneously. This method is referred to as Dijkstra's parallel algorithm. We refer the interested reader to Appendix B for an implementation and some details of this parallel version. Although the parallel version takes longer to converge in our case, the projections can be done simultaneously, which might be beneficial if used on parallel machines. Preliminary experiments show that in our cutting plane setting the parallel version, not implemented on parallel machines, is not able to improve on the cyclic version.

To make (CycDyk) efficient, we (partly) parallelize the algorithm. Note that a projection onto \mathcal{H}_{efg} only concerns the entries $(e, f), (e, g), (f, g), (e, e)$ and $(0, e)$. Hence, if two projections onto $\mathcal{H}_{e_1 f_1 g_1}$ and $\mathcal{H}_{e_2 f_2 g_2}$ take place one after another and $\{e_1, f_1, g_1\} \cap \{e_2, f_2, g_2\} = \emptyset$, they can in fact be performed simultaneously. We partition the triples in \mathcal{T} into r clusters C_i , $i = 1, \dots, r$, such that $C_1 \cup \dots \cup C_r = \mathcal{T}$ and $C_i \cap C_j = \emptyset$ for all i, j . By doing so, an iterate of (CycDyk) is performed in $r + 1$ consecutive steps, instead of $|\mathcal{T}| + 1$ consecutive steps. More details about this clustering step are given in Section 5.5.2. This provides a semi-parallel implementation of (CycDyk).

We take the following actions to further accelerate the algorithm:

- All matrices in (CycDyk) are symmetric, hence we save memory by only working with the upper triangular part of the matrices;
- The normal matrices R_{efg}^k for all $(e, f, g) \in \mathcal{T}$ are very sparse, i.e., only the entries $(e, f), (e, g), (f, g), (e, e)$ and $(0, e)$ may be nonzero. Therefore, we work with normal vectors corresponding to the nonzero elements in R_{efg}^k instead of using full $(m+1) \times (m+1)$ matrices. This has the additional advantage that the memory needed does not increase with the size of the instance;
- The projection onto \mathcal{Y} is considerably more costly than the projection onto the triangle inequalities in terms of computation time. Instead of performing all separate projections exactly once and iterate, numerical tests show that the convergence is accelerated if we perform the projection onto \mathcal{Y} only occasionally. That is, after the projection onto \mathcal{Y} we perform the $|\mathcal{T}|$ triangle inequality projections K times in a cyclic order before we again project onto \mathcal{Y} .

5.5 A cutting plane augmented Lagrangian method

In this section we combine the PRSM discussed in Sections 5.1 and 5.2 with the projection method discussed in Sections 5.3 and 5.4. This leads to a cutting plane augmented Lagrangian method (CP-ALM). To the best of our knowledge, no such algorithm exists for solving SDP problems.

In the CP-ALM, we iteratively solve (SDP_{S3}) for a set of cuts \mathcal{T} using the PRSM. Each time the PRSM has converged up to some precision, we evaluate the solution for violated cuts and add

the $numCuts$ most violated ones to \mathcal{T} , where $numCuts$ is a predefined parameter, and repeat. An advantage of using the PRSM in a cutting plane approach, as opposed to an interior point method, is that after the addition of new cuts we can start the new PRSM loop from the last obtained triple (Z^k, Y^k, S^k) . In other words, we exploit the use of warm starts, which speeds up the convergence.

The CP-ALM is provided in Algorithm 2. In the sequel, we explain several ingredients of the algorithm in more detail.

Algorithm 2 CP-ALM

Input: $\varepsilon_{PRSM}, \varepsilon_{stag}, \varepsilon_{proj}, maxIter, maxTotalIter, maxStagIter$

- 1: Compute \widetilde{W} by Algorithm 1 and perform a QR-decomposition on \widetilde{W} to obtain W .
 - 2: Set $Y^0 = \mathbf{0}$, $Z^0 = \mathbf{0}$, $S^0 = \mathbf{0}$, $k = 0$ and $\mathcal{T} = \emptyset$.
 - 3: **while** stopping criteria not met **do** ▷ See Section 5.5.1
 - 4: **while** stopping criteria not met **do** ▷ See Section 5.5.1
 - 5: Update $Z^{k+1} := \mathcal{P}_{S_{m+1-\alpha}^+} \left(W^\top \left(Y^k + \frac{1}{\beta} S^k \right) W \right)$.
 - 6: $S^{k+\frac{1}{2}} := S^k + \gamma_1 \cdot \beta \cdot (Y^k - W Z^{k+1} W^\top)$.
 - 7: Update $Y^{k+1} = \mathcal{P}_{\mathcal{Y}_T} \left(W Z^{k+1} W^\top - \frac{\hat{Q} + S^{k+\frac{1}{2}}}{\beta} \right)$ by solving (29) using semi-parallel (CycDyk).
 - 8: Update $S^{k+1} := S^{k+\frac{1}{2}} + \gamma_2 \cdot \beta \cdot (Y^{k+1} - W Z^{k+1} W^\top)$.
 - 9: $k \leftarrow k + 1$.
 - 10: **end while**
 - 11: Identify the violated triangle inequalities and add the $numCuts$ most violated cuts to \mathcal{T} .
 - 12: Cluster the cuts in \mathcal{T} into sets C_1, \dots, C_r . ▷ See Section 5.5.2
 - 13: **end while**
 - 14: Compute $LB(S^k)$ using the final dual variable S^k . ▷ See Section 5.5.3
- Output:** $LB(S^k)$
-

5.5.1 Stopping criteria

The inner while-loop of Algorithm 2 constructs a PRSM sequence for a fixed \mathcal{T} . Experiments show that the algorithm is stabilized if, as opposed to adding many cuts at once, we add cuts smoothly in order to keep the residuals small. Hence, we want the inner PRSM sequence to converge before adding new cuts to \mathcal{T} . We consider three types of stopping criteria for the inner while-loop:

1. Let $\varepsilon_{PRSM} > 0$ be a predefined tolerance parameter. The inner while-loop is terminated after iteration k if

$$\min \left(\|Y^{k+1} - W Z^{k+1} W^\top\|_F, \beta \|W^\top (Y^{k+1} - Y^k) W\|_F \right) < \varepsilon_{PRSM}$$

The first term on the left hand side measures primal feasibility, while the second term measures dual feasibility.

2. We stop when a fixed number of iterations $maxIter$ is reached.
3. We add a stagnation criterion. Let $\varepsilon_{stag} > 0$ be a tolerance parameter. We introduce a variable $stagIter$ that is increased by one each time we have $|\langle Y^{k+1}, \hat{Q} \rangle - \langle Y^k, \hat{Q} \rangle| < \varepsilon_{stag}$. We stop the inner while-loop whenever $stagIter > maxStagIter$ for some predefined integer $maxStagIter$.

The cyclic Dykstra algorithm in line 7 of Algorithm 2 is stopped whenever $\|X^{k+1} - X^k\|_F < \varepsilon_{proj}$ for some predefined $\varepsilon_{proj} > 0$.

Finally, the outer while-loop, i.e., the cutting plane part, is stopped whenever no more violated cuts can be found or after a predefined number of iterations $maxTotalIter > maxIter$ has been reached.

5.5.2 Clustering

As explained in Section 5.4, the cyclic Dykstra algorithm can be partially parallelized by partitioning the set \mathcal{T} into r clusters of non-overlapping cuts. We explain here how this clustering is done.

Let $H = (V, E)$ denote a graph where each node $i \in V$ represents a cut in \mathcal{T} and two nodes are connected by an edge whenever the corresponding cuts are overlapping. Clustering \mathcal{T} into the smallest number of non-overlapping sets is then equivalent to finding a minimum coloring in H . This problem is known to be \mathcal{NP} -hard. Galinier and Hertz [30] provide an overview of graph coloring heuristics, where it is concluded that the Tabucol algorithm of Hertz and De Werra [38] is overall very successful. We implement here the improved Tabucol algorithm provided in [29].

5.5.3 Lower bound

After each CP-ALM iterate k , we obtain a triple (Z^k, Y^k, S^k) which allows us to compute $\langle \hat{Q}, Y^k \rangle$. Although this value converges to the optimal solution of the SDP relaxation (SDP_{S3}), the convergence is typically not monotonic, which implies that this value does not necessarily provide a lower bound for the QCCP instance. We can still use the output of the CP-ALM to obtain a lower bound. Various methods for obtaining lower bounds from approximate solutions have been proposed in the literature [21, 44, 49]. We adopt here the method introduced by Oliveira et al. [49].

Let $\mathcal{W}^\top \mathcal{S} \mathcal{W} := \{S : W^\top S W \preceq 0\}$. Then, a lower bound is obtained by solving:

$$LB(S^k) := \min_{Y \in \mathcal{Y}_\mathcal{T}} \langle \hat{Q} + \mathcal{P}_{\mathcal{W}^\top \mathcal{S} \mathcal{W}}(S^k), Y \rangle, \quad (30)$$

where $\mathcal{P}_{\mathcal{W}^\top \mathcal{S} \mathcal{W}}(S^k)$ is the projection of S^k onto the set $\mathcal{W}^\top \mathcal{S} \mathcal{W}$. This projection can be performed efficiently, see [49]. Moreover, note that (30) is a linear programming problem.

6 Upper bounds

The matrices resulting from the CP-ALM can be used to construct upper bounds for the QCCP. In this section we derive several upper bounding approaches, among which a deterministic method, two randomized algorithms and a Q-learning algorithm that is based on reinforcement learning. We are not aware of other SDP-based rounding algorithms that make use of reinforcement learning. We end the section by providing a hybrid approach that combines all aforementioned heuristics.

6.1 Best Euclidean approximation

Let $(Z^{out}, Y^{out}, S^{out})$ be the outcome of the CP-ALM. Throughout the entire section we assume that the CP-ALM is solved up to high precision in order for the utilized results to be valid. Let x^{out} be the vector consisting of the diagonal elements of Y^{out} excluding the first entry. As x^{out} is an approximation of the optimal cycle cover, one can search for the vector $x \in P$ that is closest to x^{out} in Euclidean norm. This vector can be obtained as follows:

$$x^* := \arg \max \{x^\top x^{out} : x \in \text{Conv}(P)\}. \quad (31)$$

The corresponding upper bound is $UB_{EB} := (x^*)^\top Q x^*$.

6.2 Randomized Undersampling

Randomized SDP-based heuristics have proven to be successful for various optimization problems, mainly sparked by the seminal work of Goemans and Williamson [33]. A widely used procedure in the design of approximation algorithms is randomized rounding [53], which rounds a relaxed solution to a solution for the original problem that is close to optimal in expectation. We present an SDP-based randomized rounding algorithm that we refer to as randomized undersampling.

Let $x^{out} \in \mathbb{R}^m$ be as discussed in Section 6.1. Observe that since all entries of x^{out} are non-negative and $\sum_{e \in \delta^+(i)} x_e^{out} = 1$, see (2), we can view $\{x_e\}_{e \in \delta^+(i)}$ as a probability distribution on all arcs leaving node i . Similarly, $\{x_e\}_{e \in \delta^-(i)}$ represents a probability distribution on the set of arcs entering node i . Hence, for each node i we can draw exactly one arc from $\delta^+(i)$ according to the

distribution $\{x_e\}_{e \in \delta^+(i)}$. Let $y_1 \in \{0, 1\}^m$ denote the characteristic vector of the outcome of these n trials. We do the same for the incoming arcs, yielding a vector $y_2 \in \{0, 1\}^m$. By construction we have $Uy_1 = Vy_2 = \mathbf{1}_n$, but not necessarily $Vy_1 = Uy_2 = \mathbf{1}_n$.

The vector $y = y_1 \circ y_2$ denotes a partial cycle cover that satisfies $Uy \leq \mathbf{1}_n$ and $Vy \leq \mathbf{1}_n$. Observe that the probability of including arc e in y equals x_e^2 . To extend y to a feasible cycle cover, we define:

$$N^+ := \{i \in N : y_e = 0 \quad \forall e \in \delta^+(i)\} \quad \text{and} \quad N^- := \{i \in N : y_e = 0 \quad \forall e \in \delta^-(i)\}. \quad (32)$$

We still have to select exactly one arc from $\delta^+(i)$ for all $i \in N^+$ and one arc from $\delta^-(i)$ for all $i \in N^-$ to extend y to a feasible cycle cover. We can do this by solving a modified version of (31). Let $U_{N^+} \in \mathbb{R}^{|N^+| \times m}$ (resp. $V_{N^-} \in \mathbb{R}^{|N^-| \times m}$) denote the submatrix of U (resp. V) induced by the rows corresponding to N^+ (resp. N^-). Let us define the following vector:

$$\bar{x}_e^{out} := \begin{cases} -\infty & \text{if } e^- \in N \setminus N^- \text{ or } e^+ \in N \setminus N^+, \\ x_e^{out} & \text{otherwise,} \end{cases} \quad (33)$$

where some values are set to $-\infty$ in order to avoid in- or outflows larger than one. We now solve

$$z^* := \arg \max_{z \in \mathbb{R}^m} \{z^\top \bar{x}^{out} : U_{N^+} z = \mathbf{1}_{|N^+|}, V_{N^-} z = \mathbf{1}_{|N^-|}, \mathbf{0}_m \leq z \leq \mathbf{1}_m\}. \quad (34)$$

A partial solution y can be extended to a feasible cycle cover if and only if the optimal value to (34) is finite. Indeed, in that case we have $y + z^* \in P$, which yields the bound $UB_{US} = (y + z^*)^\top Q(y + z^*)$. We now repeat this procedure and store the smallest obtained bound.

As we select at most n arcs at random and extend the solution to a full cycle cover, we call this method randomized undersampling. The steps of this method are summarized in Algorithm 3.

Algorithm 3 Randomized Undersampling for the QCCP

Input: G, Q, x^{out}

- 1: Initialize $y_1 = \mathbf{0}_m$ and $y_2 = \mathbf{0}_m$.
- 2: **for** $i \in N$ **do**
- 3: Draw f_1 from $\delta^+(i)$ with respect to $\{x_e^{out}\}_{e \in \delta^+(i)}$ and f_2 from $\delta^-(i)$ with respect to $\{x_e^{out}\}_{e \in \delta^-(i)}$.
- 4: Set $y_1(f_1) = 1$ and $y_2(f_2) = 1$.
- 5: **end for**
- 6: $y \leftarrow y_1 \circ y_2$.
- 7: Obtain the sets N^+ and N^- and the vector $\bar{x}^{out} \in \mathbb{R}^m$ as in (32) and (33), respectively.
- 8: **if** problem (34) has a finite objective value **then**
- 9: $UB_{US} \leftarrow (y + z^*)^\top Q(y + z^*)$ where z^* is computed by (34).
- 10: **else**
- 11: Go back to STEP 2
- 12: **end if**

Output: UB_{US}

6.3 Randomized Oversampling

Instead of sampling a partial solution and deterministically extend it to a full cycle cover, we can also randomly add arcs to a subgraph H of G until it contains a cycle cover visiting all nodes. We call this method randomized oversampling.

We initialize $H = (N, \emptyset)$ and iteratively add pairs of successive arcs to H . This is done randomly using a probability distribution on the set $\delta^-(i) \times \delta^+(i)$ for all $i \in N$. We use a rank-one approximation of Y^{out} for the sake of finite convergence, see Lemma 4 below.

The best rank-one approximation of Y^{out} is given by $\lambda_{\max} w w^\top$, where λ_{\max} and $w \in \mathbb{R}^{m+1}$ are the corresponding Perron-Frobenius eigenvalue and eigenvector, respectively. Let w_0 denote the zeroth entry of w and let $\bar{w} \in \mathbb{R}^m$ be the vector obtained by excluding w_0 from w . It follows from the Perron-Frobenius theorem that w can be chosen such that it has nonnegative entries. Since the

vectors $(-1, u_i^\top)^\top$ and $(-1, v_i^\top)^\top$ are eigenvectors of Y^{out} associated with the eigenvalue zero, see Lemma 2, it follows that

$$u_i^\top \bar{w} = w_0 \quad \text{and} \quad v_i^\top \bar{w} = w_0 \quad \text{for all } i \in N.$$

Suppose that $w_0 = 0$. Then $u_i^\top \bar{w} = v_i^\top \bar{w} = 0$ for all $i \in N$, which implies that w only contains zeros. Since this contradicts with the fact that $\|w\| > 0$, we have $w_0 > 0$.

Now, let $r \in \mathbb{R}^m$ be defined as $r := \frac{1}{w_0} \bar{w}$. Since $u_i^\top r = v_i^\top r = 1$ for all $i \in N$ and $r \geq \mathbf{0}$, we conclude that r is contained in the directed 2-factor polytope. Hence, we can view $\{r_e \cdot r_f\}_{(e,f) \in \delta^-(i) \times \delta^+(i)}$ as a probability distribution on the pairs of successive arcs for all $i \in N$.

The oversampling algorithm, see Algorithm 4, iteratively draws a pair of successive arcs (e, f) around $i \in N$ according to the distribution implied by r and adds this pair to H . We repeat this until H contains a cycle cover. The best among possibly multiple cycle covers in H is obtained by solving problem (31) with respect to x^{out} restricted to the arcs in H .

Algorithm 4 Randomized Oversampling for the QCCP

Input: G, Q, Y^{out}, x^{out}

- 1: Obtain Perron-Frobenius eigenpair (w, λ_{\max}) of Y^{out} and let $r = \frac{1}{w_0} \bar{w}$.
- 2: Let $H = (N, \emptyset)$ be the empty subgraph of G .
- 3: **while** H contains no directed 2-factor **do**
- 4: **for** $i \in N$ **do**
- 5: Select a pair (e, f) according to probability distribution $\{r_e \cdot r_f\}_{(e,f) \in \delta^-(i) \times \delta^+(i)}$. Set $H \leftarrow H \cup \{e, f\}$
- 6: **end for**
- 7: **end while**
- 8: Solve (31) with respect to x^{out} restricted to H , and compute the corresponding upper bound UB_{OS} .

Output: UB_{OS}

We can prove the following result with respect to the termination of Algorithm 4.

Lemma 4. *Algorithm 4 terminates in a finite number of steps with high probability.*

Proof. See Appendix C. □

6.4 Sequential Q-learning

The final rounding approach we propose is based on a distributed reinforcement learning (RL) technique, namely Q-learning [59]. Q-learning is a branch of machine learning in which artificial agents learn how to take actions in order to maximize an expected total reward. Recently, RL techniques have shown successful in deriving good feasible solutions for combinatorial optimization problems, see e.g., [8]. We propose here an algorithm in which a set of agents learn how to find (near-)optimal cycles in G by exploiting our SDP relaxation. Our sequential Q-learning algorithm (SQ-algorithm) is inspired by the work of Gambardella and Dorigo [31] and exploits the solution of the CP-ALM within the learning process.

In the sequential Q-learning algorithm we introduce n agents each having the independent task to construct a set of node-disjoint cycles. This is done iteratively by adding nodes to the agent's current path until the path contains a directed cycle or no more nodes can be added. For each agent $k = 1, \dots, n$, let P_k denote its current path and let c_k and p_k denote the current node and its predecessor on the agent's search, respectively. Besides, let J_k be the set of nodes that is not placed on a cycle by agent k . In each iteration, the successor s_k of c_k is selected among one of the nodes in $N^+(c_k) \cap J_k$, where $N^+(c_k)$ is the set of nodes reachable from c_k via a single arc, based on a matrix $SQ \in \mathbb{R}^{m \times m}$. This matrix indicates on position (e, f) how useful it is to traverse an arc f after an arc e . We select the successor s_k that leads to a high $SQ((p_k, c_k), (c_k, s_k))$ -value and add it to P_k . If the addition of s_k to P_k does not result in a cycle, we set the current node c_k to be s_k . If the addition of s_k does lead to a cycle $C_k \subseteq P_k$, we memorize this cycle into the agent's partial solution vector $y_k \in \{0, 1\}^m$ and set c_k to one of the nodes not yet on a cycle. An agent's search

terminates whenever no new successor can be found, i.e., $N^+(c_k) \cap J_k = \emptyset$, or when y_k is a full cycle cover. If one of these events occurs, we deactivate the agent. We repeat the steps above for all active agents, until all agents have been deactivated. This results in n vectors y_k that represent sets of node-disjoint cycles, not necessarily full cycle covers. At the end of the cycle-building phase, the (partial) solution y_k that has relative minimum cost is used to update the SQ -matrix via delayed reinforcement learning. Now all agents are again activated and a new cycle-building trial starts using the new SQ -matrix until certain stopping criteria are satisfied, e.g., after a fixed number of trials.

To decide which successor s_k to select for a given p_k, c_k and J_k , we define a fit function f that depends on the SQ -values and the quadratic costs $Q = (q_{ef})$. The fit of visiting $u \in N^+(c_k) \cap J_k$ after c_k is:

$$f(u | p_k, c_k, J_k) := \begin{cases} \left[\sum_{e \in \delta^+(J_k, c_k)} SQ(e, (c_k, u)) \right]^\delta \cdot \left[\sum_{e \in \delta^+(J_k, c_k)} \frac{1}{q_{e, (c_k, u)} + \epsilon} \right]^\beta & \text{if } p_k = \emptyset, \\ [SQ((p_k, c_k), (c_k, u))]^\delta \cdot \left[\frac{1}{q_{(p_k, c_k), (c_k, u)} + \epsilon} \right]^\beta & \text{otherwise,} \end{cases}$$

where $\delta, \beta > 0$ are parameters which represent the relative importance between the learned SQ -values and the quadratic costs and $\epsilon > 0$ is a small value to deal with quadratic costs that are zero. After computing the fit for all potential successors, we deterministically select the one with the highest fit value or select randomly proportional to their fit values. That is,

$$s_k = \begin{cases} \arg \max_{u \in N^+(c_k) \cap J_k} f(u | p_k, c_k, J_k) & \text{if } q \leq q_0 \\ S & \text{otherwise,} \end{cases} \quad (35)$$

where S is a random variable over the set $N^+(c_k) \cap J_k$, where each node is chosen with probability proportional to its fit value. The parameter $q_0 \in [0, 1]$ from (35) is the probability of selecting the successor node deterministically.

The SQ -values measure the usefulness of traversing two successive arcs. Recall that Y^{out} is the output of the CP-ALM. As Y_{ef}^{out} is likely to be larger when two arcs e and f are in an optimal solution, we initialize the SQ -matrix by setting $SQ(e, f) = Y_{ef}^{out}$ for all pairs of successive arcs (e, f) . The SQ -update is based on a mixture between local memory and a reinforcement learning, similar to [31]:

$$SQ(e, f) \leftarrow (1 - \alpha)SQ(e, f) + \alpha \left(\Delta SQ(e, f) + \gamma \max_{g \in \delta^+(f^-, J_k)} SQ(f, g) \right), \quad (36)$$

where $\alpha, \gamma \in (0, 1)$ represent the learning rate and discount factor, respectively. The learning update consists of a discounted reward of the next state and a reinforcement term $\Delta SQ(e, f)$. Similar to the algorithm of [31], we assume that this reinforcement term is zero throughout the cycle-building phase and update it only at the end of a trial. Hence, we only incur a delayed reinforcement term $\Delta SQ(e, f)$. The discounted reward, however, is incorporated during the cycle-building phase.

The delayed reinforcement of a pair of successive arcs (e, f) can be seen as a reward for cost minimal cycles that is obtained at the end of each trial. After all agents are deactivated, each vector y_k is the characteristic vector of a set of node-disjoint cycles. For each agent k that constructed at least one cycle, we compute $L_k := (y_k^\top Q y_k) / (\mathbf{1}^\top y_k)$, i.e., the relative cost per arc in y_k . Let k_{best} denote the agent that constructed the solution with the smallest value L_k , and let L_{best} denote its relative cost per arc. Then $\Delta SQ(e, f)$ is computed as:

$$\Delta SQ(e, f) = \begin{cases} \frac{\Omega}{L_{best}} & \text{if } (e, f) \text{ is a pair of successive arcs in } y_{k_{best}}, \\ 0 & \text{otherwise,} \end{cases} \quad (37)$$

where Ω is a constant.

We let the SQ-algorithm run until some fixed number of trials has passed. All cycles that have been constructed throughout the entire algorithm are stored in memory. Let Γ denote the number of distinct cycles that are constructed and define the matrix $B \in \mathbb{R}^{n \times \Gamma}$ as follows:

$$B_{i,k} = \begin{cases} 1 & \text{if node } i \text{ is on cycle } k, \\ 0 & \text{otherwise.} \end{cases}$$

Let $b \in \mathbb{R}^\Gamma$ be the vector containing the quadratic cost of each cycle. Then the best upper bound based on our SQ-algorithm is obtained by solving the following set partitioning problem (SPP):

$$\min \{b^\top x : Bx = \mathbf{1}_n, x \in \{0, 1\}^\Gamma\}. \quad (38)$$

As the SPP is \mathcal{NP} -hard, computing an optimal solution to (38) might be too much to ask for. Instead, an approximate solution to (38) can be obtained efficiently, e.g., by using the Lagrangian heuristic of Atamtürk et al. [5] which is able to compute near-optimal or even optimal solutions to (38) most of the time. For moderate values of Γ and n , however, current ILP solvers are able to solve (38) to optimality in a very short time.

A pseudocode of the SQ-algorithm is provided in Algorithm 5.

Algorithm 5 Sequential Q-learning for QCCP

Input: G, Q, Y^{out}

```

1: For all pairs of successive arcs  $(e, f)$ , initialize  $SQ(e, f) = Y_{ef}^{out}$ .
2: For all agents  $k = 1, \dots, n$ , initialize the starting node  $c_k = k \in N$ , starting edge  $e_k = \emptyset$  and  $J_k = N$ . Set  $P_k = \emptyset$ 
   and  $y_k = \mathbf{0}_m$  and activate all agents.
3: while there is at least one active agent do
4:   for all active agents  $k$  do
5:     Update the fit function  $f(u | p_k, c_k, J_k)$  for all  $u \in N^+(c_k) \cap J_k$  and obtain  $s_k$  according to (35).
6:     Add  $s_k$  to  $P_k$ .
7:   end for
8:   for all active agents  $k$  with  $p_k \neq \emptyset$  do
9:      $SQ((p_k, c_k), (c_k, s_k)) \leftarrow (1 - \alpha)SQ((p_k, c_k), (c_k, s_k)) + \alpha\gamma \max_{e \in \delta^+(s_k, J_k)} SQ((c_k, s_k), e)$ .
10:  end for
11:  for all active agents  $k$  do
12:    if  $P_k$  contains a cycle  $C_k$  then
13:      Set  $J_k \leftarrow J_k \setminus C_k$  and  $P_k \leftarrow \emptyset$ 
14:      Set  $(y_k)_e = 1$  for all arcs  $e$  in  $C_k$ .
15:      if  $J_k = \emptyset$  then
16:        Deactivate agent  $k$ .
17:      else
18:        Set  $p_k \leftarrow \emptyset$  and choose  $c_k$  uniformly at random out of  $J_k$ .
19:      end if
20:    else
21:      Set  $p_k \leftarrow c_k$  and  $c_k \leftarrow s_k$ .
22:      if  $N^+(c_k) \cap J_k = \emptyset$  then Deactivate agent  $k$  end if
23:    end if
24:  end for
25: end while
26: for all pairs of successive arcs  $(e, f)$  do
27:   Compute the delayed reinforcement  $\Delta SQ(e, f)$  according to (37).
28:    $SQ(e, f) \leftarrow (1 - \alpha)SQ(e, f) + \alpha\Delta SQ(e, f)$ 
29: end for
30: If stopping criteria are met, obtain  $UB_{SQ}$  using (38). Otherwise, go to STEP 2.
Output:  $UB_{SQ}$ 

```

6.5 Hybrid upper bounding algorithm

The design of the SQ-algorithm discussed in the previous section gives rise to a straightforward hybrid implementation of all above-mentioned upper bounding approaches. Indeed, by adding all cycles that have been created by the best Euclidean approximation, the undersampling and the oversampling algorithm to the matrix B and solve or approximate the corresponding SPP, a hybrid upper bound UB_{HY} is obtained which provably outperforms any independent implementation of the mentioned upper bounds.

7 Computational Results

We now test the introduced SDP-based lower and upper bounds on several sets of instances and compare them to various bounds from the literature.

This section is organized as follows: we start by introducing the test sets and the parameter settings that we consider. After that, the performance of the lower and upper bounds are discussed in Section 7.2 and 7.3, respectively.

7.1 Design of numerical experiments

The SDP bounds that we take into account are (SDP_{S2}) and (SDP_{S3}) , which we obtain via the PRSM and the CP-ALM, respectively. The CP-ALM is implemented as presented in Algorithm 2, i.e., using the PRSM and Dykstra's semi-parallel projection algorithm in the subproblem. We present results for different number of added cuts. To compare our SDP bounds, we use the first level RLT bound ($RLT1$), see Adams and Sherali [1, 2], the MILP-based bound ($MILP$) and the linearization based bound ($LBB1$) from [47]. This latter bound is currently the best bound from the literature when taking both quality and efficiency into account. Since upper bounds for the QCCP are never considered before, we present and compare the upper bounds introduced in Section 6.

All lower and upper bounds are implemented in Matlab on a PC with an Intel(R) Core(TM) i7-8700 CPU, 3.20 GHz and 8 GB RAM. The linear programming problems appearing in our approaches and in the computation of $MILP$, $LBB1$ and $RLT1$ are solved using CPLEX 12.7.1. All computation times reported in this section concern wall-clock times.

We test our bounds on three sets of instances:

- **Reload instances:** The reload instances are the same as the ones used in Rostami et al. [54] for the QTSP and are based on a similar setting from Fischer et al. [25]. The underlying graph is the complete directed graph on n nodes. The quadratic costs are based on the reload model [61], where each arc is randomly assigned a color from a color set L . The quadratic costs between two successive arcs with the same color is zero. If successive arcs e and f are assigned distinct colors s and t , respectively, the costs equal $r(s, t)$, where $r : L \times L \rightarrow \{1, \dots, D\}$ is a reload cost function. The function r is constructed uniformly at random. We consider 60 instances with $n \in \{10, 15, 20\}$, $D \in \{1, 10\}$ and $|L| = 20$. As preliminary experiments show that the addition of cuts do not significantly improve the bounds, we only compute (SDP_{S2}) for these instances.
- **Erdős-Rényi instances:** These instances are based on the $G(n, p)$ model by Erdős and Rényi [22]. A graph is constructed by fixing n nodes and including each arc independently with probability p . We present two types of cost structures on these instances:
 - *Uniform Erdős-Rényi instances:* the quadratic cost between any pair of successive arcs is chosen discrete uniformly at random from $\{0, \dots, 100\}$;
 - *Reload Erdős-Rényi instances:* the quadratic cost between any pair of successive arcs is based on a reload cost model using 20 colors and reload costs drawn uniformly from $\{1, \dots, 100\}$.

We consider 15 instances of each type for n between 20 and 80 and p between 0.3 and 0.5.

- **Manhattan instances:** Comellas et al. [18] introduced multidimensional directed grid instances that resemble the street pattern of cities like New York and Barcelona. Given a set of positive integers (n_1, \dots, n_k) , the Manhattan instances are constructed as explained in [47]. The quadratic costs between any pair of successive arcs is chosen discrete uniformly at random out of $\{0, \dots, 10\}$. We consider a set of 32 Manhattan instances ranging from type (5,5) to type (9,10,10).

The interested reader can download all instances online².

Numerical results show that Erdős-Rényi instances and reload instances up to approximately 400 arcs can be solved to optimality within one hour, respectively. The computation limit for Manhattan instances is around 2000 arcs, due to the small density of these graphs. As all costs are integer, we round up all bounds.

For the computation of the bounds we need to specify various parameters. The PRSM is implemented using $\beta = \lceil m/n \rceil$, $\gamma_1 = 0.9$ and $\gamma_2 = 1.09$, see (25)–(28), as preliminary experiments show that this setting gives the most stable performance. The CP-ALM uses the same PRSM parameters in the subproblem, where $K = 5$ is used in the semi-parallel implementation of (CycDyk), see the third bullet on page 18. The stopping criteria of the PRSM and the CP-ALM are as explained in Section 5.5.1, where we use $\varepsilon_{stag} = 10^{-5}$ and $\varepsilon_{proj} = 10^{-8}$. The parameter ε_{PRSM} is initially set to 10^{-6} , but after the addition of cuts increased to 10^{-4} , since solving the Y -subproblem using Dykstra’s algorithm is significantly slower than the initial Y -subproblem without cuts. Hence, we allow for a lower precision. For the same reason, the maximum number of iterations of the inner while-loop (i.e., $maxIter$, see Section 5.5.1) of the CP-ALM is initialized to some value and decreased when the first cuts are added, after which we do not change it anymore. For the Erdős-Rényi and Manhattan instances, we initialize $maxIter$ to 1000 and 1500, respectively, and decrease it to 500 after the addition of cuts. The initial iteration limit for the Manhattan instances is larger, as the CP-ALM needs more iterations to converge for these type of instances.

It turns out that the number of cuts added per main loop, i.e., the value of $numCuts$, see Section 5.5, is of major importance for the quality of the final bound. To demonstrate this behaviour, the lower bounds against the iteration number for a moderate-size Erdős-Rényi instance (ER_4 with $n = 35$ and $m = 361$) is plotted in Figure 3 for various values of $numCuts$ using an iteration limit of 2500. The base line shows the behaviour of the PRSM, i.e., the CP-ALM without the addition of cuts. It is clear that the addition of cuts after 1000 iterations immediately starts improving the bounds. Moreover, as one might expect, the addition of more cuts leads to a higher lower bound, although the largest improvement is due to the addition of the first few cuts. As the addition of more cuts also leads to higher computation times, a trade-off between quality and time has to be made. Based on preliminary experiments, we report results for $numCuts = 50, 150, 300$ and 500 for the Erdős-Rényi instances. For the Manhattan instances, we only show results for $numCuts = 300$ and 500 , as the addition of a small number of cuts does not significantly improve the bounds.

Finally, we need to specify the maximum total number of iterations $maxTotalIter$, see Section 5.5.1. For the reload instances we set this value to 2500 iterations, although the algorithm in most cases terminates earlier for these instances due to the other stopping criteria. The value of $maxTotalIter$ for the other two instance types is based on preliminary tests. Similar to the PRSM and the ADMM, the CP-ALM can suffer from tailing off. Since the addition of more cuts makes later iterations more expensive, one has to decide carefully when to stop. This threshold mainly depends on the value of m . Figure 4 shows the behaviour of the lower bounds averaged over $numCuts = 150, 300$ and 500 on three instances: a small, a moderate-size and a large instance. We normalize the bounds in order to make them comparable, i.e., the plots show the fraction of the final lower bound that is obtained after each iteration. Although at first sight there seems not much difference, one can see from the zoomed image on the right-hand side that the CP-ALM converges relatively faster for smaller instances.

²Instances can be found at <https://github.com/frankdemeijer/SDPforQCCP>.

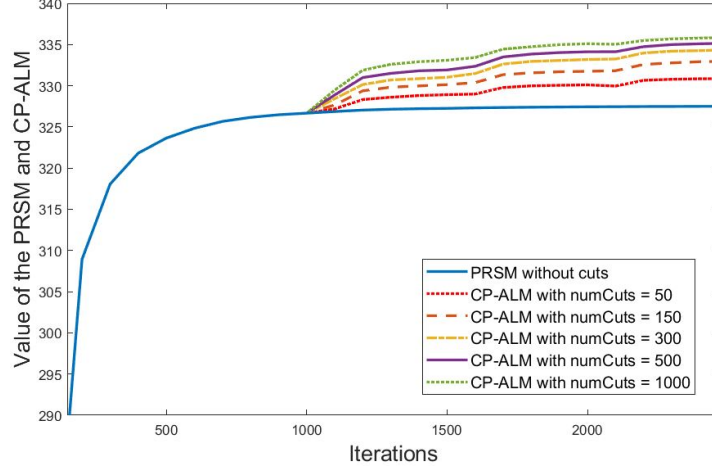


Figure 3: Behaviour of the PRSM and the CP-ALM for different values of *numCuts* for instance ER_4.

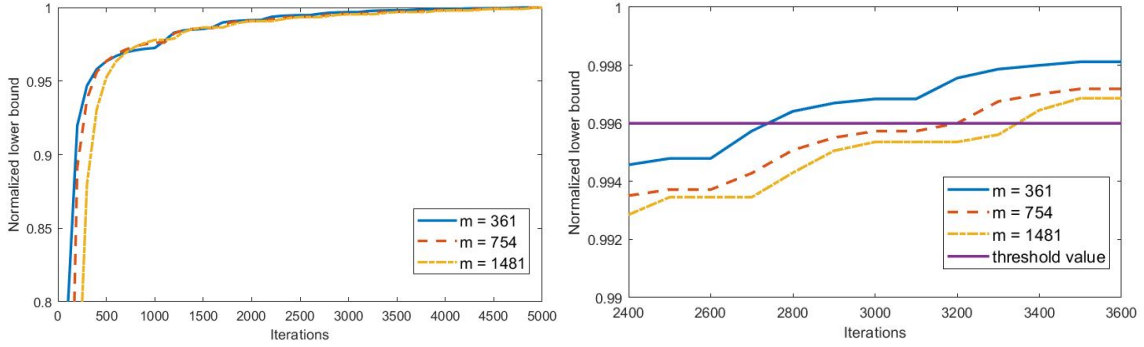


Figure 4: Normalized lower bounds (averaged over different number of cuts) for three instances with different numbers of arcs. Right figure shows zoomed plot including a threshold at 0.996.

Based on these preliminary results, the parameter *maxTotalIter* is set to 2500, 3000 or 3500 if $m < 500$, $500 \leq m < 1000$ and $m \geq 1000$, respectively, for the Erdős-Rényi instances. For the Manhattan instances these values are 3000, 3500 and 4000, respectively, using the same distinction on m .

For the computation of upper bounds, we compute the randomized undersampling and oversampling bounds 500 times for each instance and return the best value. For the SQ-algorithm, we use different parameter settings for each instance type based on preliminary tests. It turns out that the algorithm performs best if the value of δ is significantly larger than the value of β , see page 23, i.e., we put more emphasis on the SDP-based SQ-values than on the original quadratic costs. This difference seems more beneficial for larger n , since more agents provide more reliable information on useful cycles. Hence, we use $(\delta, \beta) = (20, 1)$ for the Erdős-Rényi and Manhattan instances, while we use $(\delta, \beta) = (5, 1)$ for the reload instances. Furthermore, we use $q_0 = 0.4$, $\gamma = 0.6$ and $\Omega = 3(m/n)$, see (35), (36) and (37), respectively, for all instance types. Finally, as it is not clear from our tests which value of the learning rate parameter α , see (36), provides the best results, we run the SQ-algorithm three times using $\alpha = 0.3, 0.5$ and 0.7 and solve the final SPP, see (38), using all generated cycles. The number of iterations of the SQ-algorithm is set to 500 for the Erdős-Rényi and the reload instances, while it is set to 100 for the Manhattan instances, due to the large number of nodes. As the final SPPs can be solved efficiently by CPLEX for all our instances, we report the optimal SPP bounds.

7.2 Results on Lower Bounds

We now discuss our findings with respect to the lower bounds on all test instances. For the reload instances we compare the performance of (SDP_{S2}) to the performance of ($MILP$), ($LBB1$) and ($RLT1$). We omit the brackets from now on to indicate the bound values. Table 3 shows for each of the 60 reload instances the bound value resulting from each of the approaches. Table 4 shows all computation times for the reload instances, including the number of iterations and the average of the primal and dual residual, see Section 5.5.1, for the PRSM. To visualize the quality of the bounds over the entire reload test set, Figure 5 shows a boxplot of the test data in Table 3. On the y -axis the deviation from the average bound is presented, i.e., for each instance we compute the ratio of each single bound over the average value of the four bounds and these ratios are visualized per bound type.

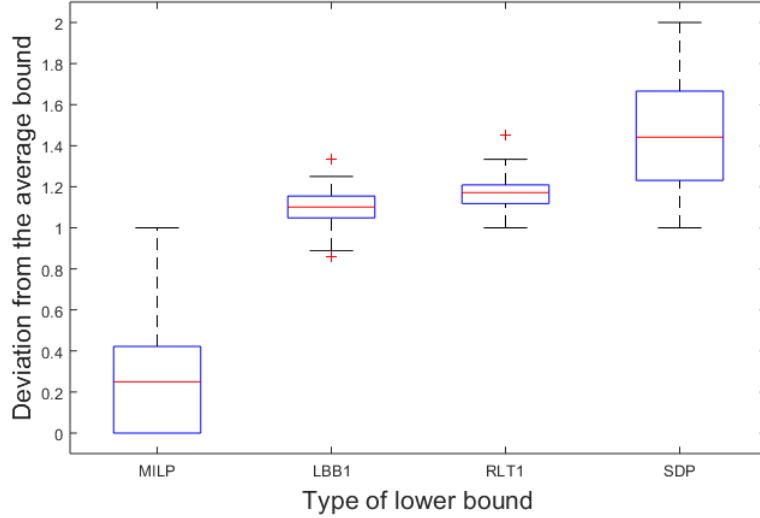


Figure 5: Boxplot showing the quality of lower bounds $MILP$, $LBB1$, $RLT1$ and SDP_{S2} on reload instances.

It follows from Table 3 and Figure 5 that SDP_{S2} clearly provides the strongest bounds, followed by $RLT1$, $LBB1$ and finally by $MILP$, which behaves poorly for most of the instances. In fact, the hierarchy $LBB1 \leq RLT1 \leq SDP_{S2}$ can be proven easily and holds with strict inequality for the majority of the instances. It can be seen that SDP_{S2} performs generally about 1.5 times better than the average of the four bounds. The bound SDP_{S2} even turns out to be optimal for 88% of the instances. When considering Table 4, it follows that although the computation times are larger than those of $MILP$ and $LBB1$, the SDP-bound can be computed efficiently for most of the instances. The computation times are always within 30 seconds and for 75% of the instances within 10 seconds, while the computation time of $RLT1$ is above 90 seconds for 67% of the instances. Moreover, although the optimum can be computed for all tested reload instances, the computation time is in some cases as large as 2000 seconds. Hence, for the reload instances we conclude that SDP_{S2} can be favoured above other bounds in both quality and time.

Next, we consider the Erdős-Rényi instances. Table 5 shows the bound values for the Erdős-Rényi test set, among which the bounds SDP_{S2} and SDP_{S3} for various number of cuts. We do not consider the first level RLT bound, as it cannot be efficiently computed for the majority of the instances. The column OPT reports the optimal solution if this solution could be computed in 3 hours and ‘-’ otherwise. The computation times are reported in Table 6 and the average of primal and dual residual and the number of final cuts in the CP-ALM for the SDP bounds are reported in Table 7.

Instance	n	D	$MILP$	$LBB1$	$RLT1$	SDP_{S_2}
REL1	10	1	3	4	4	4
REL2	10	3	9	9	9	9
REL3	1	3	4	5	5	5
REL4	10	3	8	9	12	12
REL5	1	3	4	4	4	4
REL6	10	5	12	13	14	14
REL7	1	3	4	5	5	5
REL8	10	4	9	11	11	11
REL9	1	2	2	2	2	2
REL10	10	4	9	11	12	12
REL11	1	2	3	3	3	3
REL12	10	5	9	9	9	9
REL13	1	2	4	4	4	4
REL14	10	3	9	11	11	11
REL15	1	3	4	4	4	4
REL16	10	3	8	9	11	11
REL17	1	4	4	4	4	4
REL18	10	3	8	9	10	10
REL19	1	3	5	5	5	5
REL20	10	3	10	11	11	11
REL21	15	1	2	4	4	5
REL22	10	2	9	9	12	12
REL23	1	1	3	3	4	4
REL24	10	1	7	8	11	11
REL25	1	1	4	5	5	5
REL26	10	1	6	6	9	9
REL27	1	1	4	4	4	4
REL28	10	1	7	7	9	9
REL29	1	1	5	5	6	6
REL30	10	0	6	7	10	10

Instance	n	D	$MILP$	$LBB1$	$RLT1$	SDP_{S_2}
REL31	15	1	1	4	4	5
REL32	10	1	7	8	11	11
REL33	1	1	4	4	4	4
REL34	10	1	5	5	8	8
REL35	1	1	4	4	4	4
REL36	10	1	4	5	8	8
REL37	1	2	6	6	6	6
REL38	10	1	9	9	11	11
REL39	1	1	3	4	3	3
REL40	10	1	6	7	7	7
REL41	20	1	0	3	3	4
REL42	10	1	4	4	7	7
REL43	1	0	2	2	3	3
REL44	10	0	5	5	7	7
REL45	1	0	2	2	3	3
REL46	10	0	5	5	6	6
REL47	1	0	2	2	3	3
REL48	10	0	3	3	5	5
REL49	1	0	3	3	4	4
REL50	10	0	5	6	8	8
REL51	1	0	3	3	3	3
REL52	10	0	3	4	6	6
REL53	1	0	3	3	4	4
REL54	10	0	6	6	9	9
REL55	1	0	2	2	3	3
REL56	10	1	6	6	8	8
REL57	1	0	3	3	4	4
REL58	10	0	3	4	7	7
REL59	1	0	2	2	3	3
REL60	10	0	5	5	8	8

Table 3: Comparison of different bounds for reload instances.

	$MILP$	$LBB1$	$RLT1$	SDP_{S_2}		
Instance	time	time	time	time	iter	res
REL1	0.112	0.007	1.004	0.278	437	0.003
REL2	0.113	0.007	0.398	0.215	300	0.032
REL3	0.111	0.006	0.350	0.751	1192	0.005
REL4	0.106	0.006	0.380	0.624	978	<0.001
REL5	0.107	0.006	0.321	0.332	529	0.001
REL6	0.106	0.006	0.358	0.230	377	0.045
REL7	0.108	0.006	0.364	0.665	1044	0.005
REL8	0.107	0.006	0.366	0.182	294	0.086
REL9	0.107	0.006	0.217	0.370	594	0.042
REL10	0.106	0.006	0.377	0.430	681	0.053
REL11	0.108	0.006	0.320	0.358	586	0.027
REL12	0.108	0.006	0.334	0.147	232	0.078
REL13	0.108	0.005	0.384	0.273	441	0.004
REL14	0.106	0.006	0.380	0.287	327	0.038
REL15	0.108	0.005	0.284	0.396	589	0.039
REL16	0.107	0.006	0.374	0.494	790	0.048
REL17	0.109	0.005	0.218	0.425	695	0.040
REL18	0.107	0.006	0.393	0.442	695	0.041
REL19	0.108	0.005	0.425	0.659	1034	0.005
REL20	0.106	0.006	0.408	0.170	278	0.170
REL21	0.421	0.050	9.542	3.146	1371	0.007
REL22	0.412	0.048	8.475	3.950	1684	<0.001
REL23	0.415	0.044	8.617	3.066	1277	0.006
REL24	0.411	0.048	8.693	2.695	1124	0.001
REL25	0.415	0.044	8.565	5.069	2149	0.006
REL26	0.413	0.046	8.697	2.701	1117	<0.001
REL27	0.414	0.044	9.208	6.097	2500	0.012
REL28	0.411	0.051	8.229	1.667	689	0.017
REL29	0.414	0.045	8.249	1.972	818	0.006
REL30	0.421	0.050	8.676	3.979	1626	<0.001

	$MILP$	$LBB1$	$RLT1$	SDP_{S_2}		
Instance	time	time	time	time	iter	res
REL31	0.415	0.043	9.720	3.044	1279	0.006
REL32	0.412	0.047	8.450	3.002	1183	0.005
REL33	0.415	0.044	8.626	5.998	2500	0.022
REL34	0.410	0.046	9.133	0.913	380	0.040
REL35	0.419	0.048	8.277	5.998	2500	0.017
REL36	0.413	0.048	8.711	1.925	775	0.010
REL37	0.419	0.045	8.143	3.439	1417	0.006
REL38	0.412	0.048	8.004	6.119	2500	0.032
REL39	0.414	0.045	7.099	5.864	2433	0.028
REL40	0.415	0.044	8.357	3.131	1291	0.066
REL41	1.062	0.137	120.2	28.54	2500	0.008
REL42	1.088	0.133	142.1	17.93	1501	0.001
REL43	1.075	0.145	127.2	29.58	2500	0.007
REL44	1.083	0.137	120.2	24.44	1990	0.001
REL45	1.067	0.127	105.8	21.15	1781	0.007
REL46	1.095	0.139	118.4	6.955	570	0.035
REL47	1.067	0.155	158.5	19.05	1626	0.007
REL48	1.091	0.138	184.2	4.340	357	0.059
REL49	1.073	0.132	143.0	24.12	2067	0.007
REL50	1.091	0.133	118.1	4.428	355	0.061
REL51	1.067	0.136	97.63	19.34	1651	0.007
REL52	1.093	0.130	162.1	23.48	1907	0.001
REL53	1.076	0.138	128.9	29.56	2500	0.007
REL54	1.080	0.129	107.1	21.26	1725	0.001
REL55	1.064	0.146	128.8	30.50	2500	0.009
REL56	1.086	0.132	127.0	19.09	1548	0.001
REL57	1.071	0.152	122.1	19.68	1578	0.007
REL58	1.095	0.136	145.5	5.723	430	0.041
REL59	1.069	0.136	119.0	17.12	1439	0.007
REL60	1.091	0.126	129.4	6.227	502	0.035

Table 4: Computation times in seconds, average residuals and number of iterations for reload instances.

For the Erdős-Rényi instances we also see that SDP_{S_2} significantly outperforms $MILP$ and $LBB1$ in terms of quality of the bound. Moreover, it is clear that we can successfully improve the bounds

by adding cuts using the new CP-ALM. Except for the instances where SDP_{S_2} is already optimal, we see that SDP_{S_3} provides a strictly higher bound already after adding 50 cuts at a time. For most instances, this improvement of SDP_{S_3} compared to SDP_{S_2} is about 3%-6%. Interestingly, this improvement seems to be independent of the problem size. As we already observed in Figure 3, we see that a higher value of $numCuts$ leads to a higher lower bound. This higher value comes, however, at the cost of computation time as can be seen from Table 6. When taking both quality and efficiency into account, it seems beneficial to add only a small number of cuts, as this often leads to a significant increase of the bound at a relatively low computational cost. For instances up to 1000 arcs the CP-ALM terminates often within 30 minutes, while SDP bounds for instances up to 1850 arcs (!) can be computed within 2 hours. Hence, the CP-ALM is able to provide strong lower bounds for very large-scale SDPs in a reasonable time span, whereas the interior point method of Mosek [48] can solve (SDP_{S_2}) for instances up to only 300 arcs without running out of memory.

Instance	p	n	m	OPT	$MILP$	$LBB1$	SDP_{S_2}	SDP_{S_3}			
								$numCuts$	$numCuts$	$numCuts$	$numCuts$
								50	150	300	500
ER1	0.3	20	119	319	165	260	319	319	319	319	319
RER1			113	293	154	274	293	293	293	293	293
ER2		25	177	386	167	305	386	386	386	386	386
RER2		30	169	391	151	303	391	391	391	391	391
ER3			284	-	122	230	287	292	294	295	296
RER3			256	281	69	208	258	262	264	265	266
ER4		35	361	-	138	273	328	331	333	335	336
RER4			347	-	61	189	233	236	238	239	240
ER5		40	468	-	131	265	318	321	322	323	324
RER5		45	495	-	17	177	215	217	219	219	220
ER6			592	-	138	287	330	333	336	337	338
RER6			623	-	9	110	146	148	149	150	151
ER7		50	754	-	130	267	313	316	318	319	319
RER7			746	-	3	91	116	117	118	119	119
ER8		60	1062	-	118	272	301	303	304	305	305
RER8		70	995	-	1	74	93	94	95	95	95
ER9			1481	-	123	255	286	287	288	289	289
RER9			1512	-	0	99	131	132	132	133	133
ER10		80	1842	-	122	263	291	292	293	293	293
RER10			1859	-	0	33	52	53	53	53	54
ER11		0.5	195	236	95	175	227	232	233	234	234
RER11		25	194	172	34	136	172	172	172	172	172
ER12			327	-	67	136	169	171	172	173	173
RER12			308	99	7	57	84	85	86	87	87
ER13		30	434	-	79	161	197	200	201	202	202
RER13			435	-	9	106	139	141	142	143	143
ER14		40	793	-	74	166	196	198	199	199	200
RER14		50	770	-	0	50	72	73	74	73	74
ER15			1197	-	77	165	188	189	190	191	191
RER15			1235	-	0	18	35	36	37	37	37

Table 5: Comparison of different bounds for Erdős-Rényi instances.

Finally, we consider the performance of the lower bounds on the Manhattan instances, which can be found in Table 8 and 9. With respect to the quality of the bounds we can draw the same conclusions as before. Namely, the SDP bound SDP_{S_3} performs best on all instances, followed by SDP_{S_2} . Since the optimal values for many of these instances can be computed, we moreover see that our SDP bounds are very close to optimal. Although we again see that the cuts can successfully improve the lower bounds, the relative improvement is smaller than for the Erdős-Rényi test set. An explanation can be found by looking at the residuals in Table 9b, which are significantly larger than the residuals for the first two types of instances. Apparently, the Manhattan instances need more iterations to converge, probably due to the inner structure of these instances. Stopping the CP-ALM when it has only partly converged, leads to weaker and less stable lower bounds. Namely, the reported lower bound is obtained by a projection of the current dual matrix, and further experiments show that in particular the dual residual converges slowly. The residuals increase with the size of the instance. Hence, we expect that even better bounds for the Manhattan instances can be obtained by letting the CP-ALM run for more iterations. However, we conclude from the current tables that the SDP bounds for the Manhattan instances significantly outperform the bounds from the literature in a reasonable time span.

Instance	MILP	LBB1	SDP_{S2}	SDP_{S3}			
				$numCuts$	$numCuts$	$numCuts$	$numCuts$
				50	150	300	500
ER1	0.201	0.016	0.390	0.330	0.470	0.400	0.330
RER1	0.194	0.008	0.150	0.140	0.130	0.130	0.150
ER2	0.333	0.019	2.193	1.700	1.790	1.660	1.710
RER2	0.319	0.016	3.520	18.37	155.6	55.27	163.8
ER3	0.827	0.068	11.89	35.15	128.6	333.2	924.8
RER3	0.673	0.042	8.120	29.55	67.15	110.0	205.0
ER4	1.151	0.106	28.17	54.61	86.61	137.7	237.3
RER4	1.166	0.107	24.83	60.40	93.71	161.4	257.9
ER5	1.914	0.139	48.57	86.64	121.2	230.8	526.3
RER5	2.088	0.153	53.83	89.76	112.7	148.2	234.4
ER6	2.856	0.201	99.59	203.4	253.4	350.3	499.2
RER6	3.048	0.220	113.4	200.4	247.1	345.7	494.7
ER7	4.489	0.327	168.4	291.3	356.6	607.0	1173
RER7	4.207	0.297	164.6	285.2	358.1	447.9	601.8
ER8	10.824	0.625	463.0	870.8	1000	1306	2198
RER8	7.969	0.529	340.5	624.0	652.6	748.8	950.6
ER9	24.184	1.346	1305	2160	2293	2838	4517
RER9	25.232	1.420	1381	2308	2371	2555	2961
ER10	42.034	2.273	2446	4110	4088	4548	7178
RER10	41.74	2.305	2516	4035	4130	4451	4868
ER11	0.397	0.031	6.071	22.95	67.97	178.4	512.1
RER11	0.415	0.027	4.640	13.53	32.20	51.59	82.89
ER12	0.967	0.107	17.99	37.11	70.64	200.9	524.0
RER12	0.862	0.088	14.07	31.89	51.67	97.69	170.2
ER13	1.554	0.155	42.23	77.36	108.5	196.2	472.9
RER13	1.579	0.150	42.59	77.82	98.80	142.1	208.3
ER14	4.539	0.431	201.7	348.8	493.6	868.5	2840
RER14	4.283	0.389	187.8	319.2	373.9	457.3	627.8
ER15	12.663	1.068	721.6	1243	1426	1854	3773
RER15	12.99	1.141	795.2	1438	1427	1559	1775

Table 6: Comparison of computation times (in seconds) for Erdős-Rényi instances.

Instance	SDP_{S2}	SDP_{S3}							
		$numCuts$		$numCuts$		$numCuts$		$numCuts$	
		50		150		300		500	
	res	res	cuts	res	cuts	res	cuts	res	cuts
ER1	<0.001	<0.001	0	<0.001	0	<0.001	0	<0.001	0
RER1	<0.001	<0.001	0	<0.001	0	<0.001	0	<0.001	0
ER2	0.003	0.002	0	0.002	0	0.003	0	0.003	0
RER2	<0.001	<0.001	100	<0.001	294	<0.001	303	<0.001	532
ER3	0.002	0.002	148	0.003	446	0.003	878	0.003	1455
RER3	0.002	0.003	150	0.003	444	0.004	882	0.005	1461
ER4	0.002	0.002	148	0.003	450	0.003	899	0.003	1494
RER4	0.003	0.002	150	0.002	446	0.002	887	0.003	1479
ER5	0.002	0.002	150	0.002	449	0.007	898	0.003	1494
RER5	0.003	0.003	150	0.003	450	0.003	899	0.004	1497
ER6	0.001	0.003	200	0.004	598	0.005	1195	0.004	1992
RER6	0.003	0.003	200	0.003	598	0.003	1199	0.003	1995
ER7	0.001	0.002	200	0.002	597	0.002	1195	0.008	1996
RER7	0.002	0.002	199	0.002	598	0.002	1191	0.002	1987
ER8	0.001	0.002	250	0.002	750	0.002	1500	0.002	2500
RER8	0.002	0.002	200	0.002	599	0.003	1198	0.003	1998
ER9	0.001	0.001	250	0.002	749	0.002	1497	0.002	2497
RER9	0.003	0.003	248	0.007	745	0.003	1497	0.003	2500
ER10	0.002	0.002	250	0.002	750	0.002	1500	0.003	2500
RER10	0.003	0.003	250	0.003	750	0.003	1499	0.003	2500
ER11	0.001	0.003	148	0.003	440	0.003	877	0.006	1458
RER11	0.055	<0.001	50	<0.001	150	<0.001	300	<0.001	500
ER12	0.001	0.002	150	0.002	450	0.003	898	0.003	1498
RER12	0.002	0.002	133	0.003	415	0.003	851	0.003	1431
ER13	0.001	0.002	149	0.002	445	0.002	892	0.002	1481
RER13	0.003	0.003	150	0.003	448	0.003	891	0.004	1481
ER14	0.001	0.001	200	0.002	597	0.002	1196	0.004	1992
RER14	0.002	0.003	200	0.002	600	0.019	1200	0.003	2000
ER15	0.001	0.001	250	0.001	750	0.002	1500	0.002	2500
RER15	0.003	0.003	250	0.003	750	0.003	1500	0.003	2500

Table 7: Comparison of average residuals and total number of added cuts for Erdős-Rényi instances.

Instance	Type	n	m	OPT	$MILP$	$LBB1$	SDP_{S2}	SDP_{S3}	
								$numCuts_{300}$	$numCuts_{500}$
MH1	(5, 5)	25	50	103	102	103	103	103	103
MH2	(10, 10)	100	200	418	394	418	418	418	418
MH3	(15, 15)	225	450	892	847	892	892	892	892
MH4	(16, 16)	256	512	1030	985	1030	1030	1030	1030
MH5	(17, 17)	289	578	1226	1162	1214	1226	1226	1226
MH6	(18, 18)	324	648	1283	1230	1282	1282	1283	1283
MH7	(19, 19)	361	722	1448	1378	1446	1446	1446	1446
MH8	(20, 20)	400	800	1539	1472	1537	1536	1537	1537
MH9	(25, 25)	625	1250	2572	2439	2559	2568	2568	2568
MH10	(4, 4, 4)	64	192	199	156	193	199	199	199
MH11	(4, 4, 5)	80	240	258	203	249	258	258	258
MH12	(4, 5, 5)	100	300	343	260	324	342	342	342
MH13	(4, 5, 6)	120	360	400	312	384	398	400	400
MH14	(5, 5, 5)	125	375	391	304	376	391	391	391
MH15	(5, 5, 6)	150	450	528	422	513	528	528	528
MH16	(5, 6, 6)	180	540	607	479	586	607	607	607
MH17	(5, 6, 7)	210	630	698	539	668	696	697	697
MH18	(6, 6, 6)	216	648	700	561	683	697	698	699
MH19	(6, 6, 7)	252	756	834	663	808	830	832	832
MH20	(6, 7, 7)	294	882	994	779	958	990	992	992
MH21	(6, 7, 8)	336	1008	1087	847	1047	1079	1083	1083
MH22	(7, 7, 7)	343	1029	1162	907	1107	1155	1158	1159
MH23	(7, 7, 8)	392	1176	1246	975	1201	1238	1241	1242
MH24	(7, 8, 8)	448	1344	1449	1135	1393	1439	1442	1442
MH25	(7, 8, 9)	504	1512	1645	1281	1576	1626	1631	1631
MH26	(8, 8, 8)	512	1536	1566	1247	1530	1555	1557	1557
MH27	(8, 8, 9)	576	1728	1883	1485	1817	1861	1866	1867
MH28	(8, 9, 9)	648	1944	2075	1643	2003	2057	2060	2060
MH29	(8, 9, 10)	720	2160	2339	1850	2259	2309	2313	2314
MH30	(9, 9, 9)	729	2187	-	1894	2329	2416	2421	2422
MH31	(9, 9, 10)	810	2430	-	2081	2535	2603	2608	2608
MH32	(9, 10, 10)	900	2700	-	2304	2817	2886	2888	2889

Table 8: Comparison of different bounds for Manhattan instances.

7.3 Upper bounds and overall results

We discuss here the results on the upper bounds and provide an overview of the relative gap between best lower and upper bounds for all instances. Table 10 shows several statistics related to the performance of the hybrid and non-hybrid upper bounds on the full test set. Besides, it provides the average percentage gap between best lower and upper bound per instance type. Table 11 provides an overview of the best lower bound, best upper bound and their relative gap for the full set of instances. For each instance and upper bound type, we compute the upper bound based on the SDP solution resulting from the CP-ALM, and select the best among all to report in Table 11. Since, by construction, the hybrid algorithm always provides the best among all upper bounds, the last column of Table 11 indicates which of the non-hybrid heuristics performs best when applied independently. Since all upper bounds can be computed relatively fast, we omit computation times here.

It follows from the tables that our bounds are very strong for the Manhattan and the reload instances, as the average gap between the best lower and best upper bound using the hybrid heuristic is 1.25% and 3.90%, respectively. For the Erdős-Rényi instances this gap is much larger. Namely, it is known that the quality of a lower bound, and thus also of a related upper bound, deteriorate when the size of the problem increases. Also, the results indicate that the reload and Manhattan instances are easier to solve than the Erdős-Rényi instances for all here tested QCCP approaches. Nevertheless, the average gap on the Erdős-Rényi instances with up to 1000 arcs is only 10%.

When comparing the different upper bounds, we conclude that the SQ-algorithm overall outperforms the other methods, followed by oversampling and undersampling rounding. We however observe a clear relationship with the instance type. For the Erdős-Rényi instances the SQ-algorithm is convincingly the best heuristic, while for the reload instances the other methods perform reliable as well, probably due to the smaller instance size. For the Manhattan instances, however, the sequential Q-learning heuristic performs well on the smaller instances, but is outperformed by

<i>SDP_{S3}</i>						<i>SDP_{S3}</i>					
Instance	<i>MILP</i>	<i>LBB1</i>	<i>SDP_{S2}</i>	<i>numCuts</i>		<i>SDP_{S2}</i>	<i>numCuts</i>				
				300	500		300	500	300	500	
time	time	time	time	time	time	res	res	cuts	res	cuts	
MH1	0.103	0.016	0.047	0.030	0.040	0.001	0.002	0	<0.001	0	
MH2	0.309	0.011	0.916	0.839	0.882	<0.001	<0.001	0	0.006	0	
MH3	2.665	0.036	20.78	57.07	103.5	<0.001	<0.001	300	<0.001	500	
MH4	3.805	0.044	39.27	221.2	414.6	0.013	0.013	600	0.013	1000	
MH5	5.406	0.057	52.62	380.2	834.5	0.017	0.011	1200	0.011	2000	
MH6	7.684	0.063	69.39	558.2	1478.1	0.011	0.010	916	0.01	1500	
MH7	10.29	0.079	86.52	336.9	588.5	0.024	0.024	1200	0.024	2000	
MH8	13.44	0.118	112.3	489.5	898.9	0.024	0.023	1200	0.023	2000	
MH9	49.72	0.233	343.6	2226	3210	0.029	0.035	1500	0.034	2500	
MH10	0.329	0.013	3.138	40.71	101.6	<0.001	<0.001	311	<0.001	569	
MH11	0.491	0.022	4.557	119.9	251.0	0.012	<0.001	574	<0.001	969	
MH12	0.722	0.033	3.847	3.717	3.628	0.002	0.004	0	0.004	0	
MH13	0.963	0.047	10.76	117.2	202.6	0.004	0.018	827	0.022	1322	
MH14	1.103	0.052	18.83	133.8	267.6	0.022	0.041	759	0.040	1284	
MH15	2.305	0.073	28.47	177.8	377.5	0.021	0.036	858	0.044	1219	
MH16	3.520	0.092	54.29	252.1	422.5	0.005	0.031	1072	0.037	1842	
MH17	5.265	0.135	78.98	291.3	429.1	0.009	0.031	1075	0.035	1781	
MH18	5.548	0.138	84.35	364.7	470.6	0.005	0.013	1117	0.016	1773	
MH19	8.333	0.159	115.8	397.0	527.1	0.012	0.027	1032	0.030	1707	
MH20	12.98	0.191	162.0	512.9	829.1	0.013	0.026	1121	0.030	1821	
MH21	18.76	0.234	261.3	888.5	1201	0.008	0.019	1500	0.022	2500	
MH22	20.29	0.234	272.8	881.1	1177	0.009	0.020	1500	0.022	2500	
MH23	29.29	0.290	382.2	967.7	1457	0.010	0.020	1500	0.019	2500	
MH24	43.01	0.338	525.9	1482	1697	0.011	0.023	1500	0.026	2500	
MH25	61.54	0.425	670.5	1695	1880	0.013	0.024	1500	0.026	2500	
MH26	63.89	0.444	732.8	1726	2265	0.030	0.043	1500	0.047	2500	
MH27	90.82	0.512	939.7	2354	2752	0.025	0.037	1500	0.040	2500	
MH28	132.2	0.634	1227	2869	3222	0.036	0.050	1500	0.054	2500	
MH29	177.0	0.772	1597	3414	4264	0.034	0.044	1500	0.048	2500	
MH30	181.4	0.815	1600	3358	3643	0.028	0.038	1500	0.040	2500	
MH31	249.3	0.948	2096	4242	4710	0.039	0.048	1500	0.051	2500	
MH32	344.2	1.128	2773	5530	5851	0.031	0.045	1500	0.047	2500	

(a) Computation times (in seconds)

(b) Average residuals and number of cuts

Table 9: Comparison of computation times, average residuals and total number of added cuts for Manhattan instances.

oversampling rounding for larger m . This can be explained by the smaller number of iterations of the SQ-algorithm for these type of instances. Since the number of agents in the SQ-algorithm for the Manhattan instances is significantly larger than for the other instance types, we needed to decrease the number of iterations in order to be able to solve the resulting SPP efficiently. Hence, the learning effect of the SQ-algorithm is decreased, while it is in particular that part that makes the algorithm powerful. Nevertheless, we observe for almost all Manhattan instances that the hybrid algorithm obtains a strictly stronger upper bound than UB_{EB} , UB_{US} or UB_{OS} . This means that the SQ-algorithm, although not always the favoured heuristic when implemented independently, creates cycles that can lead to an improvement of the best upper bound.

Statistics on upper bounds and average gaps			
Average gap on all instances	20.02%	Percentage of instances UB_{EB} performs best	36.89%
Average gap on Erdős-Rényi instances	72.30%	Percentage of instances UB_{US} performs best	53.28%
Average gap on Manhattan instances	1.25%	Percentage of instances UB_{OS} performs best	68.85%
Average gap on Reload instances	3.90%	Percentage of instances UB_{SQ} performs best	77.87%
Average gap on instances with $m \leq 1000$	10.58%	Percentage of instances UB_{HY} strictly lower than others	25.41%

Table 10: Statistics on performance of upper bounds and average gaps on total test set.

Instance	Best lower bound	Hybrid upper bound	Gap (%)	Best non-hybrid heuristic
ER1	319	319	0	EB, US, OS, SQ
RER1	293	293	0	EB, US, OS, SQ
ER2	386	386	0	EB, US, OS, SQ
RER2	391	391	0	EB, US, OS, SQ
ER3	296	311	5	OS, SQ
RER3	266	288	8	OS
ER4	336	447	33	SQ
RER4	240	294	23	SQ
ER5	324	404	25	SQ
RER5	220	321	46	SQ
ER6	338	451	33	SQ
RER6	151	253	68	SQ
ER7	319	493	55	SQ
RER7	119	236	98	SQ
ER8	305	525	72	SQ
RER8	95	283	198	SQ
ER9	289	520	80	SQ
RER9	133	399	200	SQ
ER10	293	455	55	SQ
RER10	54	312	478	SQ
ER11	234	236	1	SQ
RER11	172	172	0	US, OS, SQ
ER12	173	187	8	SQ
RER12	87	113	30	SQ
ER13	202	245	21	SQ
RER13	143	169	18	SQ
ER14	200	280	40	SQ
RER14	74	170	130	SQ
ER15	191	326	71	SQ
RER15	37	175	373	SQ
MH1	103	103	0	EB, US, OS, SQ
MH2	418	418	0	EB, US, OS, SQ
MH3	892	892	0	EB, US, OS, SQ
MH4	1030	1030	0	EB, US, OS, SQ
MH5	1226	1226	0	EB, US, OS
MH6	1283	1283	0	EB, US, OS, SQ
MH7	1446	1448	0	EB, US, OS, SQ
MH8	1537	1539	0	EB
MH9	2568	2572	0	EB
MH10	199	199	0	EB, US, OS, SQ
MH11	258	258	0	EB, US, OS, SQ
MH12	342	348	2	US
MH13	400	400	0	EB, US, OS
MH14	391	391	0	EB, US, OS
MH15	528	528	0	EB, US, OS
MH16	607	607	0	EB, US, OS
MH17	697	698	0	OS
MH18	699	706	1	OS
MH19	832	839	1	US, OS
MH20	992	999	1	OS
MH21	1083	1093	1	OS
MH22	1159	1171	1	OS
MH23	1242	1272	2	OS
MH24	1442	1498	4	OS
MH25	1631	1702	4	OS
MH26	1557	1576	1	OS
MH27	1867	1940	4	OS
MH28	2060	2141	4	OS
MH29	2314	2426	6	OS
MH30	2422	2552	5	OS
MH31	2608	2775	6	OS
MH32	2889	3077	7	OS

Instance	Best lower bound	Hybrid upper bound	Gap (%)	Best non-hybrid heuristic
REL1	4	4	0	EB, US, OS, SQ
REL2	9	9	0	EB, US, OS, SQ
REL3	5	5	0	EB, US, OS, SQ
REL4	12	12	0	US
REL5	4	4	0	EB, US, OS, SQ
REL6	14	14	0	US, OS, SQ
REL7	5	5	0	US, OS, SQ
REL8	11	11	0	EB, US, OS, SQ
REL9	2	2	0	EB, US, OS, SQ
REL10	12	12	0	EB, US, OS, SQ
REL11	3	3	0	EB, US, OS, SQ
REL12	9	9	0	EB, US, OS, SQ
REL13	4	4	0	US, OS, SQ
REL14	11	11	0	EB, US, OS, SQ
REL15	4	4	0	EB, US, OS, SQ
REL16	11	11	0	EB, US, OS, SQ
REL17	4	4	0	EB, US, OS, SQ
REL18	10	10	0	EB, US, OS, SQ
REL19	5	5	0	EB, US, OS, SQ
REL20	11	11	0	EB, US, OS, SQ
REL21	5	5	0	US, OS, SQ
REL22	12	12	0	SQ
REL23	4	4	0	US, OS, SQ
REL24	11	11	0	US, OS, SQ
REL25	5	5	0	EB, US, OS, SQ
REL26	9	10	11	SQ
REL27	4	4	0	US, OS, SQ
REL28	9	9	0	US, OS, SQ
REL29	6	6	0	US, OS, SQ
REL30	10	10	0	US, OS, SQ
REL31	5	5	0	US, OS, SQ
REL32	11	11	0	US, OS, SQ
REL33	4	4	0	US, OS, SQ
REL34	8	8	0	OS, SQ
REL35	4	4	0	EB, US, OS, SQ
REL36	8	8	0	US, OS, SQ
REL37	6	6	0	US, OS, SQ
REL38	11	11	0	EB, US, OS, SQ
REL39	3	3	0	EB, US, OS, SQ
REL40	7	7	0	EB, US, OS, SQ
REL41	4	4	0	EB, US, OS, SQ
REL42	7	11	57	SQ
REL43	3	3	0	EB, US, OS, SQ
REL44	7	10	43	SQ
REL45	3	3	0	SQ
REL46	6	6	0	EB, US, OS, SQ
REL47	3	3	0	SQ
REL48	5	5	0	OS, SQ
REL49	4	4	0	US, OS, SQ
REL50	8	8	0	OS
REL51	3	3	0	SQ
REL52	6	9	50	SQ
REL53	4	4	0	EB, US, OS, SQ
REL54	9	11	22	SQ
REL55	3	3	0	EB, US, OS, SQ
REL56	8	11	38	SQ
REL57	4	4	0	US, OS, SQ
REL58	7	7	0	US, OS, SQ
REL59	3	3	0	SQ
REL60	8	9	13	OS, SQ

Table 11: Overview of best lower bounds, best hybrid and non-hybrid upper bounds and their relative gaps for all instances.

8 Conclusions

This paper provides an in-depth theoretical as well as practical study on the QCCP. We provide various lower and upper bounds for the QCCP based on semidefinite programming. Moreover, we introduce efficient methods to compute these bounds and give an analysis of their theoretical

properties.

We first introduce three SDP relaxations with increasing complexity. Our strongest SDP relaxation, (SDP_{S3}), see (17), contains a large number of constraints which makes it a strong but very difficult to solve relaxation. Since there are no efficient solvers that can solve SDP relaxations including BQP cuts, we derive a cutting plane augmented Lagrangian method that is designed to solve such relaxations, see Algorithm 2. Our algorithm starts from the Peaceman–Rachford splitting method where the involved polyhedral set is strengthened throughout the algorithm by adding valid cuts. To project onto the polyhedral set, we implement a semi-parallelized version of Dykstra’s cyclic projection algorithm, see Section 5.4 for details. Parallelization here refers to clustering the set of BQP inequalities into subsets of nonoverlapping cuts. Besides the parallelization step we implement several other efficiency improving steps that contribute to the effectiveness of the CP-ALM. Our algorithm also benefits from warm starts when adding new cuts. The CP-ALM is able to compute lower bounds for large instances up to 2700 arcs, thus having a semidefinite constraint of order 2700, including 7,290,000 nonnegative constrained variables, and up to 2500 BQP cuts within two hours.

We also introduce several upper bounding approaches that exploit matrices resulting from the CP-ALM, including randomized undersampling (see Algorithm 3) and randomized oversampling (see Algorithm 4). Additionally, we propose an SDP-based distributed reinforcement learning algorithm, which we call sequential Q-learning, see Algorithm 5. Starting from the SDP solution matrix, we let artificial agents learn how to find near-optimal cycles in the graph. We are not aware of other approaches in the literature that combine SDP and reinforcement learning.

We perform extensive numerical experiments. Our numerical results show that both semidefinite programming bounds SDP_{S2} and SDP_{S3} outperform the current strongest QCCP bounds. The results show that SDP_{S3} bounds are significantly better than SDP_{S2} bounds, provided that there exist violated triangle inequalities. Among the upper bounding approaches, our sequential Q-learning algorithm is the winner. The average gap between the best lower and upper bounds on test instances with up to 1000 arcs is about 10%, while for certain instances this average gap can be as low as 1.25%, see Table 10 and Table 11 for details.

Several of the newly introduced approaches can be extended to other problems. The various components of the CP-ALM are rather general, which make it possible to adopt it for solving other SDP models that involve large number of cutting planes, such as for the quadratic traveling salesman problem. Our SDP-based reinforcement learning approach can also be extended for finding feasible solutions of other optimization problems. We expect that the sequential Q-learning approach should perform well for problems on complete graphs. Finally, an interested reader can download our code for computing a basis for the flow space of the bipartite representation of a directed graph.

Acknowledgements. We would like to thank Christoph Helmberg for an insightful discussion about the graph theoretical interpretation of the facial reduction. We would also like to thank Dion Gijswijt for carefully reading the manuscript and giving his valuable feedback. Moreover, we thank Borzou Rostami for sharing the reload instances with us. Finally, we thank two anonymous referees for improving an earlier version of this work.

References

- [1] W.P. Adams, H.D. Sherali. A tight linearization and an algorithm for zero-one quadratic programming problems. *Management Science*, 32(10):1274–1290, 1986.
- [2] W.P. Adams, H.D. Sherali. Linearization strategies for a class of zero-one mixed integer programming problems. *Operations Research*, 38(2):217–226, 1990.
- [3] A. Aggarwal, D. Coppersmith, S. Khanna, R. Motwani and B. Schieber. The angular-metric traveling salesman problem. *SIAM Journal on Computing*, 29:697–711, 1999.
- [4] E.M. Arkin, M.A. Bender, E.D. Demaine, S.P. Fekete, J.S.B. Mitchell, S. Sethia. Optimal covering tours with turn costs. *SIAM Journal on Computing*, 35(3):531–566, 2005.

- [5] A. Atamtürk, G.L. Nemhauser, M.W.P. Savelsbergh. A combined Lagrangian, linear programming and implication heuristic for large-scale set partitioning problems. *Journal of Heuristics*, 1:247–259, 1995.
- [6] J. Bang-Jensen, S. Bessy, B. Jackson, M. Kriesell. Antistrong digraphs. *Journal of Combinatorial Theory, Series B*, 122, 2016.
- [7] J. Bang-Jensen, G. Gutin. Digraphs: Theory, Algorithms and Applications. *Springer*, London, 2009.
- [8] T.D. Barrett, W.R. Clements, J.N. Foerster, A.I. Lvovsky. Exploratory combinatorial optimization with reinforcement learning. *arXiv: 1909.04063v2*, 2020.
- [9] H.H. Bauschke, J.M. Borwein. Dykstra’s alternating projection algorithm for two sets. *Journal of Approximation Theory*, 79:418–443, 1994.
- [10] H.H. Bauschke, V.R. Koch. Projection methods: Swiss army knives for solving feasibility and best approximation problems with halfspaces. *Contemporary Mathematics*, 636, 1–40, 2015.
- [11] J.M. Borwein, H. Wolkowicz. Facial reduction for a cone-convex programming problem. *Journal of Australian Mathematical Society*, 30(3):369–380, 1980.
- [12] J.P. Boyle, R.L. Dykstra. A method for finding projections onto the intersection of convex sets in Hilbert spaces. *Advances in Order Restricted Statistical Inference, Lecture Notes in Statistics*, 37, Springer, New York, 1985.
- [13] S. Burer, D. Vandenbussche. Solving lift-and-project relaxations of binary integer programs. *SIAM Journal of Optimization*, 16(3):726–750, 2006.
- [14] R. Burkard, M. Dell’Amico, S. Martello. Assignment Problems. *Society for Industrial and Applied Mathematics*, Philadelphia, PA, USA, 2009.
- [15] Y. Büyükçolak, D. Gözüpek, S. Özkan, On minimum reload cost paths, tours and flows, *Networks*, 74(31): 274–286, 2019.
- [16] A. Cegielski. Iterative Methods for Fixed Point Problems in Hilbert Spaces. *Springer*, Berlin, Heidelberg, 2012.
- [17] S. Chiba, T. Yamashita. On directed 2-factors in digraphs and 2-factors containing perfect matchings in bipartite graphs. *SIAM Journal of Discrete Mathematics*, 32(1):394–409, 2018.
- [18] F. Comellas, C. Dalfó, M.A. Fiol. Multidimensional Manhattan street networks. *SIAM Journal on Discrete Mathematics*, 22(4):1428–1447, 2008.
- [19] R.L. Dykstra. An algorithm for restricted least squares regression. *Journal of the American Statistical Association*, 78(384): 837–842, 1983.
- [20] D. Drusvyatskiy, H. Wolkowicz. The many faces of degeneracy in conic optimization. *Foundations and Trends in Optimization*, 3(2):77–170, 2017.
- [21] J. Eckstein. Deriving solution value bounds from the ADMM. *Optimization Letters*, 14:1289–1303, 2020.
- [22] P. Erdős, A. Rényi. On random graphs. *Publicationes Mathematicae*, 6(2):290–297, 1959.
- [23] S.P. Fekete, D. Krupke. Covering tours and cycle covers with turn costs: hardness and approximation. *arXiv:1808.04417v2*, 2019.
- [24] A. Fischer. A polyhedral study of quadratic traveling salesman problems. *Dissertation*, Chemnitz University of Technology, 2013.

- [25] A. Fischer, F. Fischer, G. Jäger, J. Keilwagen, P. Molitor, I. Grosse. Exact algorithms and heuristics for the quadratic traveling salesman problem with an application in bioinformatics. *Discrete Applied Mathematics*, 166:87–114, 2014.
- [26] F. Fischer, G. Jäger, A. Lau, P. Molitor. Complexity and algorithms for the traveling salesman problem and the assignment problem of second order. *Preprint 2009- 16*, Technische Universität Chemnitz, 2009.
- [27] N. Gaffke, R. Mathar. A cyclic projection algorithm via duality. *Metrika*, 36:29–54, 1989.
- [28] G. Galbiati, S. Gualandi, F. Maffioli. On minimum reload cost cycle cover. *Discrete Applied Mathematics*, 164:112–120, 2014.
- [29] P. Galinier, J.K. Hao. Hybrid evolutionary algorithms for graph coloring. *Journal of Combinatorial Optimization*, 3:379–397, 1999.
- [30] P. Galinier, A. Hertz. A survey of local search methods for graph coloring. *Computers & Operations Research*, 33:2547–2562, 2006.
- [31] L.M. Gambardella, M. Dorigo. Ant-Q: a reinforcement learning approach to the traveling salesman problem. *Proceedings of ML-95, 12th international conference on machine learning*, 252–260, 1995.
- [32] C. Godsil, G. Royle. Algebraic graph theory. *Springer*, New York, 2001.
- [33] M.X. Goemans, D.P. Williamson. Improved approximation algorithms for maximum cut and satisfiability problems using semidefinite programming. *Journal of the Association for Computing Machinery*, 42(6):1115–1145, 1995.
- [34] S.P. Han. A successive projection method. *Mathematical Programming*, 40:1–14, 1988.
- [35] B. He, H. Liu, Z. Wang, X. Yuan. A strictly contractive Peaceman–Rachford splitting method for convex programming. *SIAM Journal on Optimization*, 24(3):1011–1040, 2014.
- [36] B. He, F. Ma, X. Yuan. Convergence study of the symmetric version of ADMM with larger step sizes. *SIAM Journal on Imaging Sciences*, 9(3):1467–1501, 2016.
- [37] M. Held, P. Wolfe, H.P. Crowder. Validation of subgradient optimization. *Mathematical Programming*, 6(1):62–88, 1974.
- [38] A. Hertz, D. de Werra. Using tabu search techniques for graph coloring. *Computing*, 39:345–351, 1987.
- [39] N.J. Higham. Computing a nearest symmetric positive semidefinite matrix. *Linear Algebra and its Applications*, 103:103–118, 1988.
- [40] H. Hu, R. Sotirov. On solving the quadratic shortest path problem. *INFORMS Journal on Computing*, 32(2), 219–233, 2020.
- [41] H. Hu, R. Sotirov, H. Wolkowicz. Facial reduction for symmetry reduced semidefinite programs. *arXiv:1912.10245v1*, 2019.
- [42] A.N. Iusem, A.R. De Pierro. On the convergence of Han’s method for convex programming with quadratic objective. *Mathematical Programming*, 52:265–284, 1991.
- [43] G. Jäger and P. Molitor. Algorithms and experimental study for the traveling salesman problem of second order. *Lecture Notes in Computer Science*, 5165:211–224, 2008.
- [44] C. Jansson, D. Chaykin, C. Keil. Rigorous error bounds for the optimal value in semidefinite programming. *SIAM Journal on Numerical Analysis*, 46(1):180–200, 2007.

- [45] N.H.A. Mai, V. Magron, J.-B. Lasserre. A hierarchy of spectral relaxations for polynomial optimization. *arXiv:2007.09027*, 2020.
- [46] N.H.A. Mai, J.-B. Lasserre, V. Magron, J. Wang. Exploiting constant trace property in large-scale polynomial optimization, *arXiv: arXiv:2012.08873*, 2020.
- [47] F. de Meijer, R. Sotirov. The quadratic cycle cover problem: special cases and efficient bounds. *Journal of Combinatorial Optimization*, 39:1096–1128, 2020.
- [48] MOSEK, Aps. The MOSEK optimization toolbox for MATLAB manual. online at <http://www.mosek.com>, Version 8.0, 2018.
- [49] D.E. Oliveira, H. Wolkowicz, Y. Xu. ADMM for the SDP relaxation of the QAP. *Mathematical Programming Computation*, 10:631–658, 2018.
- [50] M. Padberg. The boolean quadric polytope: some characteristics, facets and relatives. *Mathematical Programming*, 45:139–172, 1989.
- [51] G. Pierra. Decomposition through formalization in a product space. *Mathematical Programming*, 28:96–115, 1984.
- [52] J. Povh, F. Rendl, A. Wiegele. A boundary point method to solve semidefinite programs. *Computing*, 78(3):277–286, 2006.
- [53] P. Raghavan, C.D. Tompson. Randomized rounding: a technique for provably good algorithms and algorithmic proofs. *Combinatorica*, 7(4):365–374, 1987.
- [54] B. Rostami, F. Malucelli, P. Belotti, S. Gualandi. Lower bounding procedure for the asymmetric quadratic traveling salesman problem. *European Journal of Operational Research*, 253(3):584–592, 2016.
- [55] D. Sun, K.C. Toh, Y. Yuan, X.Y. Zhao. SDPNAL +: A Matlab software for semidefinite programming with bound constraints (version 1.0). *Optimization Methods and Software*, 35(1):87–115, 2020.
- [56] R. Staněk, P. Greistorfer, K. Ladner, U. Pferschy. Geometric and LP-based heuristics for angular travelling salesman problems in the plane. *Computers and Operations Research*, 108:97–111, 2019.
- [57] R.J. Tibshirani. Dykstra’s algorithm, ADMM, and coordinate descent: connections, insights, and extensions. *31st Conference on Neural Information Processing Systems*, Long Beach, CA, USA, 2017.
- [58] L. Tunçel. On the Slater condition for the SDP relaxations of nonconvex sets. *Operations Research Letters*, 29:181–186, 2001.
- [59] C.J.C.H. Watkins. Learning with delayed rewards. *Dissertation*, University of Cambridge, 1989.
- [60] Z. Wen, D. Goldfarb, W. Yin. Alternating direction augmented Lagrangian methods for semidefinite programming. *Mathematical Programming Computation*, 2:203–230, 2010.
- [61] H. Wirth, J. Steffan. Reload cost problems: minimum diameter spanning tree. *Discrete Applied Mathematics*, 113:73–85, 2001.
- [62] A. Yurtsever, J.A. Tropp, O. Fercoq, M. Udell, V. Cevher. Scalable Semidefinite Programming. *arXiv:1912.02949*, 2019.
- [63] X. Zhao, D. Sun, K. Toh. A Newton-CG augmented Lagrangian method for semidefinite programming. *SIAM Journal on Optimization*, 20(4): 1737–1765, 2010.

Appendices

A Proof of Lemma 3

$\mathcal{P}_{\mathcal{H}_{efg}}(M)$ equals the solution of the following convex optimization problem:

$$\min_{\hat{M} \in \mathcal{S}^{m+1}} \left\{ \|\hat{M} - M\|_F^2 : \hat{M} \in \mathcal{H}_{efg} \right\}.$$

Since $\hat{M}_{st} = M_{st}$ for all entries (s, t) that are not involved in the constraints, this optimization problem can be rewritten as:

$$\begin{aligned} \min_{\delta, \theta, \mu, \pi} \quad & 2(\delta - M_{ef})^2 + 2(\theta - M_{eg})^2 + 2(\mu - M_{fg})^2 + (\pi - M_{ee})^2 + 2(\pi - M_{0e})^2 \\ \text{s.t.} \quad & \delta + \theta \leq \pi + \mu. \end{aligned}$$

The explicit expression of \hat{M} follows from the KKT-conditions of the problem above. Let $\lambda \geq 0$ be the Lagrange multiplier of the inequality $\delta + \theta \leq \pi + \mu$. Then, the KKT conditions lead to the following system:

$$\begin{cases} 4(\delta - M_{ef}) + \lambda = 0 \\ 4(\theta - M_{eg}) + \lambda = 0 \\ 4(\mu - M_{fg}) - \lambda = 0 \\ 2(\pi - M_{ee}) + 4(\pi - M_{0e}) - \lambda = 0 \\ \lambda \geq 0 \\ \lambda(\delta + \theta - \mu - \pi) = 0 \\ \delta + \theta \leq \pi + \mu. \end{cases}$$

Complementarity implies that either $\mu = \delta + \theta - \pi$ or $\lambda = 0$. The latter case leads to the KKT-point $(\delta, \theta, \mu, \pi) = (M_{ef}, M_{eg}, M_{fg}, \frac{M_{ee} + 2M_{0e}}{3})$, which is optimal if and only if $M_{ef} + M_{eg} \leq \frac{M_{ee} + 2M_{0e}}{3} + M_{fg}$. If this inequality does not hold, the substitution $\mu = \delta + \theta - \pi$ leads to the system

$$\begin{cases} 4(\delta - M_{ef}) + \lambda = 0 \\ 4(\theta - M_{eg}) + \lambda = 0 \\ 4(\delta + \theta - \pi - M_{fg}) - \lambda = 0 \\ 6\pi - 2M_{ee} - 4M_{0e} - \lambda = 0 \end{cases} \Leftrightarrow \begin{cases} \delta = -\frac{1}{4}\lambda + M_{ef} \\ \theta = -\frac{1}{4}\lambda + M_{eg} \\ 4(\delta + \theta - \pi - M_{fg}) - \lambda = 0 \\ \lambda = 6\pi - 2M_{ee} - 4M_{0e} \end{cases}$$

Substitution into the third equation yields

$$\begin{aligned} 4\pi &= 4 \left(-\frac{1}{4}\lambda + M_{ef} - \frac{1}{4}\lambda + M_{eg} - M_{fg} \right) - \lambda \\ \Leftrightarrow \quad 4\pi &= -3\lambda + 4M_{ef} + 4M_{eg} - 4M_{fg} \\ \Leftrightarrow \quad 4\pi &= -3(6\pi - 2M_{ee} - 4M_{0e}) + 4M_{ef} + 4M_{eg} - 4M_{fg} \\ \Leftrightarrow \quad \pi &= \frac{3}{11}M_{ee} + \frac{6}{11}M_{0e} - \frac{2}{11}M_{fg} + \frac{2}{11}M_{ef} + \frac{2}{11}M_{eg}. \end{aligned}$$

By substitution of this expression into the remaining three equations, we obtain:

$$\begin{aligned} \lambda &= -\frac{4}{11}M_{ee} - \frac{8}{11}M_{0e} - \frac{12}{11}M_{fg} + \frac{12}{11}M_{ef} + \frac{12}{11}M_{eg}, \\ \delta &= \frac{1}{11}M_{ee} + \frac{2}{11}M_{0e} + \frac{3}{11}M_{fg} + \frac{8}{11}M_{ef} - \frac{3}{11}M_{eg}, \\ \theta &= \frac{1}{11}M_{ee} + \frac{2}{11}M_{0e} + \frac{3}{11}M_{fg} - \frac{3}{11}M_{ef} + \frac{8}{11}M_{eg}, \end{aligned}$$

$$\mu = -\frac{1}{11}M_{ee} - \frac{2}{11}M_{0e} + \frac{8}{11}M_{fg} + \frac{3}{11}M_{ef} + \frac{3}{11}M_{eg}.$$

By setting $\hat{M}_{st} = \delta$ for $(s, t) \in \{(e, f), (f, e)\}$, $\hat{M}_{st} = \theta$ for $(s, t) \in \{(e, g), (g, e)\}$, $\hat{M}_{st} = \mu$ for $(s, t) \in \{(f, g), (g, f)\}$ and $\hat{M}_{st} = \pi$ for $(s, t) \in \{(0, e), (e, 0), (e, e)\}$, the claim follows. \square

B Dykstra's parallel projection algorithm

In Section 5.4 Dykstra's cyclic algorithm is presented to iteratively project onto the polyhedra induced by the BQP cuts. Instead of projecting on each polyhedron one after another, it is also possible to project on all polyhedra simultaneously. This method is referred to as parallel Dykstra. Gaffke and Mathar [27] were the first who proposed this fully simultaneous method. The convergence of this algorithm in Euclidean spaces was shown by Iusem and De Pierro [42] using a construction by Pierra [51]. The approach was later generalized to Hilbert spaces, see e.g., [9].

The idea of the parallel Dykstra algorithm is to project onto each set simultaneously and monitor the sequence of weighted averages of these projections. We present here a tailor-made version of this approach by giving each triangle inequality an equal weight. Let $\theta \in (0, 1)$. At the start, we set $X_{\mathcal{Y}}^0 = X_{efg}^0 = M$ for all $(e, f, g) \in \mathcal{T}$, $R_{\mathcal{Y}}^0 = \mathbf{0}$ and $R_{efg}^0 = \mathbf{0}$. Moreover, we set $\bar{X}^0 = M$. Now, for each $k \geq 1$ we iterate:

$$\left. \begin{aligned} X_{\mathcal{Y}}^k &:= \mathcal{P}_{\mathcal{Y}}(\bar{X}^{k-1} + R_{\mathcal{Y}}^{k-1}) \\ R_{\mathcal{Y}}^k &:= \bar{X}^{k-1} + R_{\mathcal{Y}}^{k-1} - X_{\mathcal{Y}}^k \\ X_{efg}^k &:= \mathcal{P}_{\mathcal{H}_{efg}}(\bar{X}^{k-1} + R_{efg}^{k-1}) \\ R_{efg}^k &:= \bar{X}^{k-1} + R_{efg}^{k-1} - X_{efg}^k \end{aligned} \right\} \text{ for all } (e, f, g) \in \mathcal{T} \quad (\text{ParDyk})$$

$$\bar{X}^k := \theta X_{\mathcal{Y}}^k + (1 - \theta) \frac{1}{|\mathcal{T}|} \sum_{(e, f, g) \in \mathcal{T}} X_{efg}^k$$

Note that the projections in (ParDyk) can be performed simultaneously, as each projection solely uses information resulting from the previous iterate. Under some regularity conditions, the sequence $\{\bar{X}^k\}_{k \geq 1}$ in (ParDyk) converges strongly to the solution of the best approximation problem, see [42, 9]. One of the sufficient conditions for convergence is that $\mathcal{Y}_{\mathcal{T}} \neq \emptyset$, which always holds in our setting.

Based on a construction by Pierra [51], it follows that the algorithm (ParDyk) is equivalent to the cyclic Dykstra algorithm performed to the following two convex sets in the higher dimensional space $(\mathcal{S}^{m+1})^{|\mathcal{T}|+1} := \mathcal{S}^{m+1} \times \dots \times \mathcal{S}^{m+1}$:

$$\mathbf{S}_1 := \mathcal{Y} \times \prod_{(e, f, g) \in \mathcal{T}} \mathcal{H}_{efg} \quad \text{and} \quad \mathbf{S}_2 := \left\{ (X, X, \dots, X) \in (\mathcal{S}^{m+1})^{|\mathcal{T}|+1} : X \in \mathcal{S}^{m+1} \right\},$$

using the inner product $\langle \cdot, \cdot \rangle_{\theta}$ defined as

$$\langle (X_0, X_1, \dots, X_{|\mathcal{T}|}), (Y_0, Y_1, \dots, Y_{|\mathcal{T}|}) \rangle_{\theta} := \theta \langle X_0, Y_0 \rangle + (1 - \theta) \sum_{i=1}^{|\mathcal{T}|} \langle X_i, Y_i \rangle.$$

Preliminary experiments show that the convergence of (ParDyk) in general takes more iterations than the convergence of (CycDyk), where we use the semi-parallel implementation of the latter. This is what one might expect, since in the cyclic version each iterate directly builds on the output of the previous iterates. However, since the projections can be performed simultaneously, the total computation time can still be smaller when implemented on parallel machines. Table 12 shows a comparison of both methods within the CP-ALM on a test set of Erdős-Rényi instances implemented

on non-parallel machines. Results are presented for different values of θ . In all cases the lower bound obtained by the CP-ALM using (ParDyk) in the subproblem at the moment the iteration limit is reached is weaker than the lower bound obtained from using (CycDyk) in the subproblem. Moreover, since the parallel version takes more iterations to converge, the computation times are significantly larger. We conclude that the use of (CycDyk) is favoured above the use of (ParDyk) within the CP-ALM in both quality and computation time. For that reason, we only use (CycDyk) in the numerical experiments of Section 7.

p	n	m	$PRSM$		CP-ALM using cyclic Dykstra		CP-ALM using parallel Dykstra					
			value	times	value	times	$\theta = 0.5$		$\theta = 0.85$		$\theta = 0.95$	
0.3	20	119	319	0.331	319	0.384	319	0.415	319	0.378	319	0.389
	25	177	386	1.822	386	5.437	386	26.61	386	24.35	386	24.01
	30	280	333	20.75	339	96.27	335	7426	333	7036	333	1433
0.5	20	195	227	10.15	234	92.89	229	4203	227	2923	227	733.7
	25	327	169	35.68	173	92.13	170	6640	169	5623	169	1852
	30	442	198	91.71	202	130.8	199	12437	198	10815	198	3677

Table 12: Performance of CP-ALM using cyclic and parallel Dykstra on a test set of 6 Erdős-Rényi instances with $maxIter = 1000$, $maxTotalIter = 5000$, $numCuts = 150$ and all other parameters the same as given in Section 7.

In order to reduce the number of iterations to converge, we can perform a preprocessing step before the Y -subproblem is solved using (ParDyk). Suppose this subproblem involves the projection of a matrix M onto $\mathcal{Y}_{\mathcal{T}}$. Since this projection is done iteratively, the length of the sequence before convergence depends on the initial distance between M and $\mathcal{Y}_{\mathcal{T}}$. This distance can be shortened using a simple preprocessing step. This step involves the projection onto all affine constraints of $\mathcal{Y}_{\mathcal{T}}$. We define:

$$\mathcal{Y}^{\text{aff}} := \{Y \in \mathcal{S}^{m+1} : Y_{00} = 1, \text{diag}(Y) = Y\mathbf{e}_0, \text{tr}(Y) = n + 1, Y_{ef} = 0 \ (\forall (e, f) \in \mathcal{Z})\}.$$

Since \mathcal{Y}^{aff} is an affine subspace, the projection $\mathcal{P}_{\mathcal{Y}^{\text{aff}}}(\cdot)$ onto \mathcal{Y}^{aff} can be found explicitly. Now, instead of projecting M onto $\mathcal{Y}_{\mathcal{T}}$, we can equivalently project the ‘closer’ matrix $\mathcal{P}_{\mathcal{Y}^{\text{aff}}}(M)$ onto $\mathcal{Y}_{\mathcal{T}}$, as shown by the following lemma.

Lemma 5. $\mathcal{P}_{\mathcal{Y}_{\mathcal{T}}}(M) = \mathcal{P}_{\mathcal{Y}_{\mathcal{T}}}(\mathcal{P}_{\mathcal{Y}^{\text{aff}}}(M))$.

Proof. Let $\bar{M} := \mathcal{P}_{\mathcal{Y}_{\mathcal{T}}}(M)$ and $\hat{M} := \mathcal{P}_{\mathcal{Y}^{\text{aff}}}(M)$. We have to show that $\mathcal{P}_{\mathcal{Y}_{\mathcal{T}}}(\hat{M}) = \bar{M}$. Using the Kolmogorov conditions, the projection of \hat{M} onto $\mathcal{Y}_{\mathcal{T}}$ is the unique solution s.t.:

$$\mathcal{P}_{\mathcal{Y}_{\mathcal{T}}}(\hat{M}) \in \mathcal{Y}_{\mathcal{T}} \quad \text{and} \quad \langle Y - \mathcal{P}_{\mathcal{Y}_{\mathcal{T}}}(\hat{M}), \hat{M} - \mathcal{P}_{\mathcal{Y}_{\mathcal{T}}}(\hat{M}) \rangle \leq 0 \quad \text{for all } Y \in \mathcal{Y}_{\mathcal{T}}.$$

Clearly, \bar{M} satisfies the first condition. Moreover,

$$\langle Y - \bar{M}, \hat{M} - \bar{M} \rangle = \underbrace{\langle Y - \bar{M}, M - \bar{M} \rangle}_{\leq 0} + \underbrace{\langle Y - \bar{M}, \hat{M} - M \rangle}_{=0} \leq 0,$$

for all $Y \in \mathcal{Y}_{\mathcal{T}}$. Here $\langle Y - \bar{M}, M - \bar{M} \rangle \leq 0$ follows from the Kolmogorov conditions for the projection of M onto $\mathcal{Y}_{\mathcal{T}}$ and the equality $\langle Y - \bar{M}, \hat{M} - M \rangle = 0$ follows from the fact that $Y, \bar{M} \in \mathcal{Y}^{\text{aff}}$ and $\hat{M} - M$ is orthogonal to the affine space \mathcal{Y}^{aff} . We conclude that $\bar{M} = \mathcal{P}_{\mathcal{Y}_{\mathcal{T}}}(\hat{M})$. \square

Observe that the projection onto the unconstrained simplex $\bar{\Delta}(a) := \{x \in \mathbb{R}^m : \mathbf{1}^\top x = a\}$ is given by $\mathcal{P}_{\bar{\Delta}(a)}(x) = x - \frac{\mathbf{1}^\top x - a}{\mathbf{1}^\top \mathbf{1}} \mathbf{1}$. Thus the projection of M onto \mathcal{Y}^{aff} is explicitly given by:

$$\mathcal{P}_{\mathcal{Y}^{\text{aff}}}(M) = E_{00} + T_{\text{inner}}(M) + T_{\text{arrow}}^* \left(3 \cdot \mathcal{P}_{\bar{\Delta}(n)}(T_{\text{arrow}}(M)) \right).$$

Solving the Y -subproblem is now equivalent to performing the projection onto \mathcal{Y}^{aff} once and apply (ParDyk) to project $\mathcal{P}_{\mathcal{Y}^{\text{aff}}}(M)$ onto $\mathcal{Y}_{\mathcal{T}}$. Further experiments show that this step indeed reduces the number of iterations, but this reduction is not enough to exceed the performance of (CycDyk).

C Proof of Lemma 4

Observe that a pair of successive arcs $(e, f) \in \delta^-(i) \times \delta^+(i)$ can be added to H either by sampling e and f simultaneously in step 5 of Algorithm 4 or since both arcs are added to H in combination with some other arc. In the former case, we say that the pair (e, f) is drawn around i . For all $i \in N$, $(e, f) \in \delta^-(i) \times \delta^+(i)$ and $k \geq 0$, let $Y_{i,(e,f)}^k$ denote the following random variable:

$$Y_{i,(e,f)}^k := \begin{cases} 0 & \text{if } (e, f) \text{ is not drawn around } i \text{ during the first } k \text{ iterations,} \\ 1 & \text{otherwise.} \end{cases}$$

Observe that $Y_{i,(e,f)}^k$ is independent over i , as step 5 is performed independently over N . Since the probability that a pair (e, f) is added to H in a single iteration equals $r_e \cdot r_f$, we have

$$\Pr(Y_{i,(e,f)}^k = 1) = 1 - \Pr(Y_{i,(e,f)}^k = 0) = 1 - (1 - r_e \cdot r_f)^k.$$

Since $r \in \text{Conv}(P)$, there must be at least one cycle cover, say $\bar{x} \in P$, that has full support in r . We define the functions $p : N \rightarrow A$ and $s : N \rightarrow A$ that map each node i to its predecessor and successor in \bar{x} , respectively. We show that the probability that the support of \bar{x} is in H converges to 1 if k increases. Since the probability that a pair of successive arcs $(e, f) \in \delta^-(i) \times \delta^+(i)$ is present in H after k iterations is at least $\Pr(Y_{i,(e,f)}^k = 1)$, we have:

$$\Pr(\text{supp}(\bar{x}) \subseteq H \text{ after } k \text{ iterations}) \geq \Pr\left(\prod_{i \in N} Y_{i,(p(i),s(i))}^k = 1\right) = \prod_{i \in N} \left(1 - (1 - r_{p(i)} \cdot r_{s(i)})^k\right).$$

Since there exists an $\xi > 0$ such that $r_{p(i)} \cdot r_{s(i)} > \xi$ for all $i \in N$, we have

$$\Pr(\text{supp}(\bar{x}) \subseteq H \text{ after } k \text{ iterations}) \geq (1 - (1 - \xi)^k)^n.$$

Now for any $q < 1$, take $k^* = \left\lceil \frac{\log(1 - \sqrt[n]{q})}{\log(1 - \xi)} \right\rceil$. Then $\Pr(\text{supp}(\bar{x}) \subseteq H \text{ after } k^* \text{ iterations}) \geq q$. Thus, the cycle cover \bar{x} is included in H after a finite number of iterations with arbitrary high probability. \square