

A Survey of Deep Learning Architectures for Intelligent Reflecting Surfaces

Ahmet M. Elbir, *Senior Member, IEEE* and Kumar Vijay Mishra, *Senior Member, IEEE*

Abstract—Intelligent reflecting surfaces (IRSs) have recently received significant attention for wireless communications because it reduces the hardware complexity, physical size, weight, and cost of conventional large arrays. However, deployment of IRS entails dealing with multiple channel links between the base station (BS) and the users. Further, the BS and IRS beamformers require a joint design, wherein the IRS elements must be rapidly reconfigured. Data-driven techniques, such as deep learning (DL), are critical in addressing these challenges. The lower computation time and model-free nature of DL makes it robust against the data imperfections and environmental changes. At the physical layer, DL has been shown to be effective for IRS signal detection, channel estimation and active/passive beamforming using architectures such as supervised, unsupervised and reinforcement learning. This article provides a synopsis of these techniques for designing DL-based IRS-assisted wireless systems.

Index Terms—Intelligent reflecting surfaces, beamforming, deep learning, reinforcement learning, federated learning.

I. INTRODUCTION

The next-generation millimeter wave (mm-Wave) massive multiple-input multiple-output (MIMO) systems require large antenna arrays with a dedicated radio-frequency (RF) chain for each antenna. This results in expensive and large system architectures which consume high power and processing resources. To reduce the number of RF chains while also maintaining sufficient beamforming gains, hybrid analog and digital beamforming architectures were introduced. However, the resulting cost and energy overheads using these systems remain a concern. Recently, intelligent reflective surfaces (IRSs) have emerged as a feasible solution [1] to implement low cost and light-weight alternative to large arrays complexity in both outdoor and indoor applications (Fig. 1).

An IRS is an electromagnetic two-dimensional surface that is composed of large number of passive reconfigurable meta-material elements, which reflect the incoming signal by introducing a pre-determined phase shift. This phase shift is controlled via external signals by the base station (BS) through a backhaul control link. As a result, the incoming signal from the BS can be manipulated in real-time, thereby, reflecting the received signal toward the users. Hence, the usage of IRS enhances the signal energy received by distant users and expands the coverage of the BS. It is, therefore, required to jointly design the beamformer parameters both at the IRS and BS. This achieves desired channel conditions, wherein the BS conveys the information to multiple users through the IRS [2].

Different from amplify-and-forward (AF) relay systems, an IRS can have both active and passive components, which can provide a flexible configuration, thus, it has less active transmit modules or totally reflects the received signal as a passive surface. Thus, the IRS is much more energy- and spectrum-efficient [3].

The accuracy of beamformer design strongly relies on the knowledge of the channel information. In fact, the IRS-assisted systems include multiple communications links, i.e., a direct channel from BS to users and a cascaded channel from BS to users through IRS. This makes the IRS scenario even more challenging than the conventional massive MIMO systems. Furthermore, the wireless channel is dynamic and uncertain because of changing IRS configurations. Consequently, there exists an inherent uncertainty stemming from the IRS configuration and the channel dynamics. These characteristics of IRS make the system design very challenging [2, 4].

To address the aforementioned uncertainties and nonlinearities imposed by channel equalization, hardware impairments, and sub-optimality of high-dimensional problems, model-free techniques have become common in wireless communications [5]. In this context, deep learning (DL) is particularly powerful in extracting the features from the raw data and providing a “meaning” to the input by constructing a model-free data mapping with huge number of learnable parameters. As listed below, DL is more efficient than model-based techniques that largely rely on mathematical models:

- A learning model constructs a non-linear mapping between the raw input data and the desired output to approximate a problem from a model-free perspective. Thus, its prediction performance is robust against the corruptions/imperfections in the wireless channel data.
- DL learns the feature patterns, which are easily updated for the new data and adapted to environmental changes. In the long run, this results in a lower computational complexity than the model-based optimization.
- DL-based solutions have significantly reduced run-times because of parallel processing capabilities. On the other hand, it is not straightforward to achieve parallel implementations of conventional optimization and signal processing algorithms.

The aforementioned advantages have led to DL superseding the optimization-based techniques in the system design for physical layer of the wireless communications [5].

Lately, the IRS-aided wireless systems have exploited DL to handle very challenging problems. For instance, signal detection in IRS requires development of end-to-end learning systems under the effect of channel and beamformers [6]. The

A. M. Elbir is with the Department of Electrical and Electronics Engineering, Duzce University, Duzce, Turkey (e-mail: ahmetmelbir@gmail.com).

K. V. Mishra is with the United States Army Research Laboratory, Adelphi, MD 20783 USA (e-mail: kumarvijay-mishra@uiowa.edu).

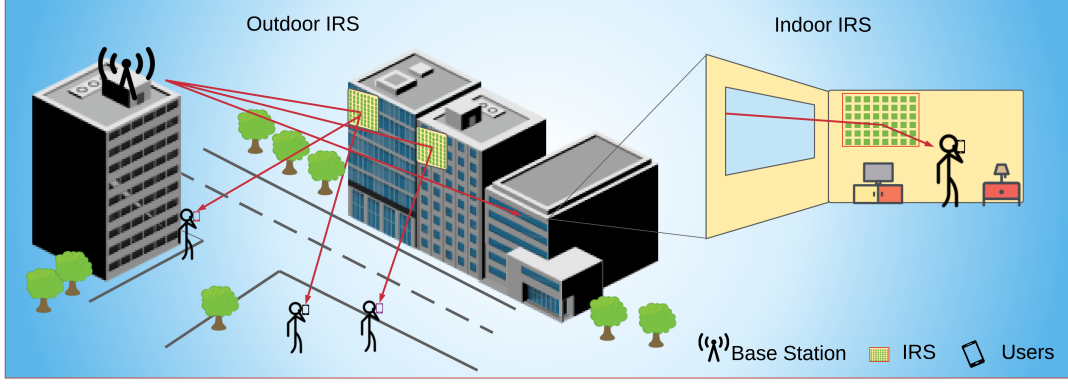


Fig. 1. IRS-assisted wireless communications for outdoor and indoor deployments. A BS on top of the infrastructure (left) communicates with the users on ground through an intermediate IRS mounted on other buildings (center). The BS also serves users (right) inside the apartment building through an IRS placed on the wall of the room.

TABLE I
DL-BASED TECHNIQUES FOR IRS-ASSISTED WIRELESS SYSTEMS

Learning Scheme	NN Architecture	Benefits	Drawbacks
Signal detection			
SL [6]	MLP with 3 layers	No need for channel estimation algorithm	Still needs to design beamformers and requires huge datasets and deeper NN architectures
Channel estimation			
SL [7]	Twin CNNs with 3 convolutional, 3 fully connected layers	Each user estimates its own channel with the trained model	Data collection requires channel training by turning on/off each IRS elements
FL [8]	A single CNN with 3 convolutional, 3 fully connected layers	Less transmission overhead for training, A single CNN estimates both cascaded and direct channels	Performance depends on the number of users and the diversity of the local datasets
SL [9]	DDNN with 15 convolutional layers	Leverages both CS and DL methods	Requires active IRS elements. High prediction complexity arising from CS algorithms
Beamforming			
SL [10]	MLP with 4 layers	Reduced pilot training overhead	Requires active IRS elements for channel training
UL [11]	MLP with 5 layers	Reduced complexity at the model training stage	Implicitly needs the reflect beamformers as labels
RL [12]	DQN with 4 layers	Provides standalone operation since RL does not require labels like SL	Longer training. Active IRS elements needed for channel acquisition
RL [2]	DDPG with 4-layered actor and critic networks	Better performance than DQN	Large number of NN parameters are involved
RL [13]	DDPG with actor and critic networks	Accelerated learning performance with the aid of optimization, shrinking the search space	Additional optimization tools needed
FL [14]	MLP with 6 layers	Less transmission overhead involved during model training	IRS must be connected to the parameter server
Secure beamforming			
RL [15]	DQN with 3 layers	Robust against eavesdropping	High model training complexity
Energy-efficient beamforming			
RL [4]	DQN	Energy-efficient and robust against channel uncertainty	IRS beamforming only
Indoor beamforming			
SL [3]	MLP with 5 layers	Reduces hardware complexity of multiple BSs and improves RSS for indoor environments	Learning model performance relies on room conditions

channel needs to be estimated for multiple communication links, i.e., BS-user and BS-IRS-user [7]. Finally, beamformers are designed for phase shifters at both BS and passive elements of the IRS [10]. There have been recent surveys on applying DL [5] and IRS [1] individually to wireless communications. In this article, we provide an overview of systems which jointly employ both approaches. In particular, we describe DL techniques (Table I) for three main IRS problems: signal detection, channel estimation, and beamforming. Each of these requires different DL architectures, which have so far included supervised learning (SL), unsupervised learning (UL), rein-

forcement learning (RL) and federated learning (FL). We provide a detailed synopsis of the advantages and shortcomings of each algorithm for these three applications in the subsequent sections. We also discuss the design challenges of DL-based IRS systems for the next generation wireless communications and highlight the related future research directions.

II. DL-BASED SIGNAL DETECTION IN IRS

The signal detection comprises mapping the received symbols under the effect of channel and beamformers to transmit symbols (Fig. 2). To leverage DL for signal detection, [6]

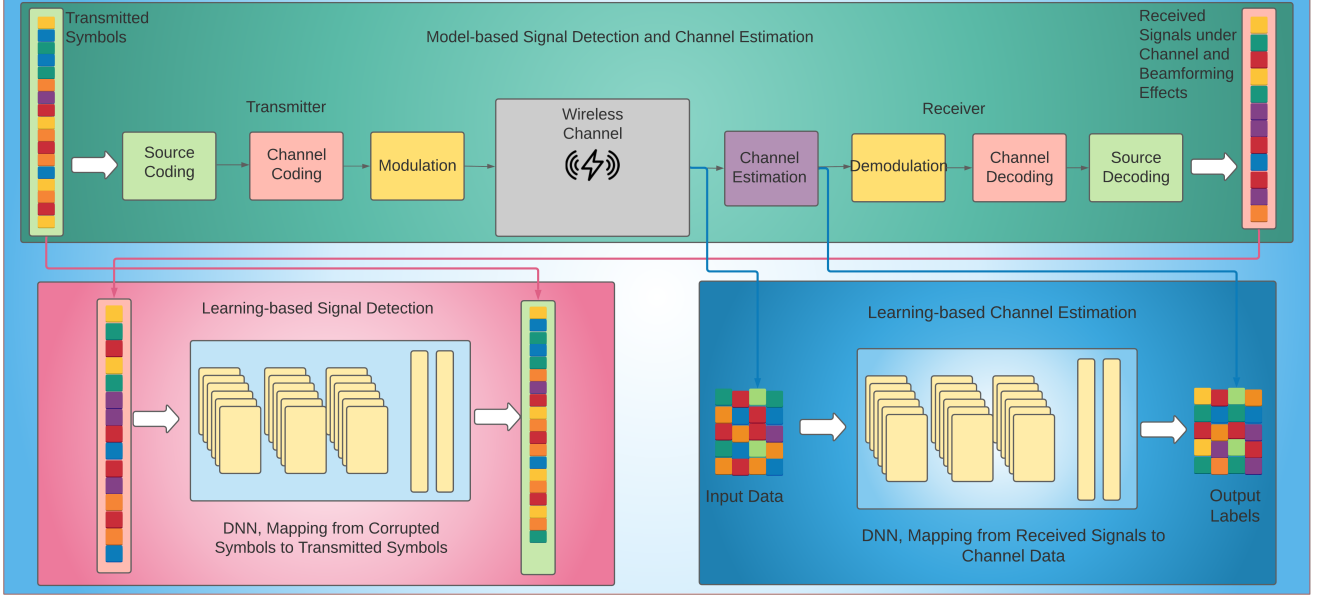


Fig. 2. Model-based versus learning-based frameworks for signal detection and channel estimation. Model-based approach (top) comprises multiple subsystems to process the received signal. Learning-based signal detection (bottom, left) provides an end-to-end data mapping from the corrupted symbols under the channel effects at the receiver to the transmit symbols. Learning-based channel estimation (bottom, right) maps the input received signals to the channel estimate as output labels.

devised a multi-layer perceptron (MLP) for mapping the channel and reflecting beamformer effected data symbols to the transmit symbols. The MLP is a feedforward neural network (NN) composed of multiple hidden layers. The framework in [6] uses three fully connected layers. Once the MLP is trained on a dataset composed of received-transmitted data symbols, each user feeds the learning model with the block of received symbols. These blocks account for the effect of channel and beamformers. Then, MLP yields the estimated transmit symbols.

A major advantage of this approach is its simplicity that the learning model estimates the data symbols directly, without a prior stage for channel estimation. Thus, this method is helpful reducing the cost of channel acquisition. In [6], a bit-error-rate (BER) analysis has shown that the DL-based IRS signal detection (DeepIRS) provides better BER than the minimum mean-squared-error (MMSE) and close performance to the maximum likelihood estimator.

However, a few challenges remain to achieve a reliable performance. The training data should be collected under several channel conditions and different beamformer configurations so that the trained model learns the environment well and reflects the accurate performance in different scenarios. This is a particularly challenging task because it requires collection of the training data for different user locations. As a result, DL-based signal detection demands huge training dataset collected at different channel conditions. In order to provide reliable feature representation and mapping for this dataset, wider and deeper NN architectures are needed. Further, this approach still requires optimizing the beamformers so that the IRS effectively reflects the received signal to the users.

III. DL-BASED IRS CHANNEL ESTIMATION

The IRS is composed of a huge number of reflecting elements and, therefore, channel state acquisition is a major task in IRS-assisted wireless systems. A common approach is to turn on and off each individual IRS element one-by-one while also using orthogonal pilot signals to estimate the channel between the BS and the users through IRS. In particular, IRS channel estimation via DL involves constructing a mapping between the received input signals at the user and the channel information of direct and cascaded links (Fig. 2). This is more challenging than the conventional massive MIMO, where a single channel link is used.

The SL approach proposed in [7] estimates both direct and cascaded channels via twin convolutional neural networks (CNNs). First, the received pilot signals at the user are collected by sequentially turning on the individual IRS elements. Then, the collected data are used to find the least squares estimate of the cascaded and the direct channels. Both CNNs are trained to map the least squares (LS) channel estimates to the true channel data. The upshot is that each user estimates its own channels only once and feeds the received pilot data (LS estimate) to the trained CNN models. The CNNs have higher tolerance than MLP against the channel data uncertainties, imperfections (such as switching mismatch) of IRS elements.

When the model training is conducted at the user with huge datasets as in [7], the system may lack sufficient computational capability. This is overcome by FL-based training [8], where the learning model is trained at the BS without transmitting the data (Fig. 3). Instead, only model updates are sent thereby reducing the transmission overhead. Each user computes only the model update corresponding to its local dataset, which is

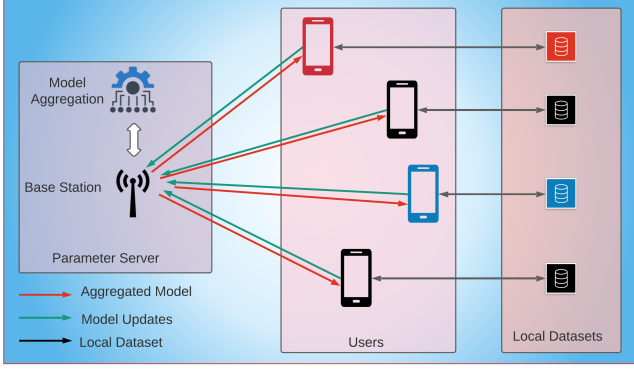


Fig. 3. In the FL framework, each user (center) processes its own local dataset (right), computes the model updates (gradients), and sends them to the parameter server (left). The server aggregates the collected model updates and the updated model parameters are sent back to the users.

smaller than the entire training data. Furthermore, instead of using two CNNs as in [7], a single CNN jointly estimates both cascaded and direct channels.

Although FL reduces the transmission overhead during model training, its training performance is upper bounded by the centralized model training, i.e., training the model with the whole dataset at once. Therefore, the prediction performance of FL is usually poorer than the centralized learning (CL). As shown in Fig. 4), CL and FL frameworks are compared with the MMSE and the LS estimation. We note that FL performs slightly poorer than CL in high SNR regimes. Despite this, FL significantly reduces the transmission overhead, e.g., approximately ten-fold reduction in the number transmitted symbols [8]. The performance of FL improves with the increase in the number of users or edge devices because this reduces the variance of the model updates aggregated at the BS. The diversity of the local dataset of the users also affects the training/prediction performance and better performance is obtained if the local datasets are close to uniformity. In addition, FL in IRS-assisted scenario is more challenging than conventional massive MIMO because the performance of the training stage also requires the two-hop connection between the users and the BS. Hence, beamforming should be done prior to model training.

Both SL- and FL-based channel estimation techniques suffer from high channel training overhead. In this context, compressive channel estimation with deep denoising neural networks (DDNNs) is very effective [9]. It employs a hybrid passive/active IRS architecture, where the active IRS elements are used for uplink pilot training and passive ones for reflecting the signal from the BS to the users. Once the BS collects the compressed received pilot measurements, complete channel matrix is recovered through sparse reconstruction algorithms such as orthogonal matching pursuit (OMP). Then, DDNN is used to improve the channel estimation accuracy by exploiting the correlation between the real and imaginary parts of the mm-Wave channel in angular-delay domain. During training, the input is the OMP-reconstructed channel matrix and the

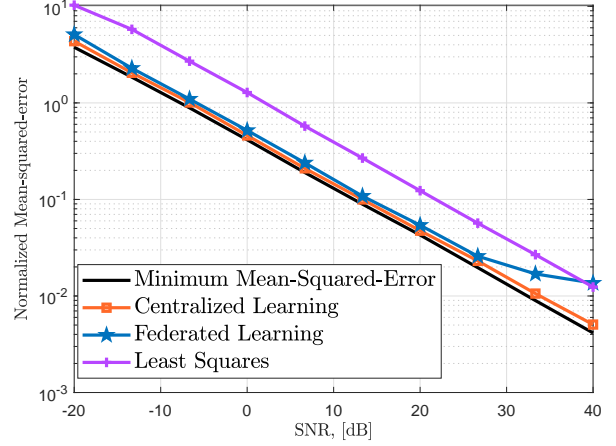


Fig. 4. The mean-squared-error of channel estimates normalized against ground truth channel, obtained using CNN in centralized and federated learning frameworks, MMSE and LS. The BS consisted of 64 antennas and IRS employed 64 passive reflecting elements [7, 8].

output is the noise, i.e. the difference between the OMP estimate and the ground truth channel data. This method leverages both compressed sensing (CS) and DL yielding a performance better than using these techniques individually. The major drawback is the additional hardware complexity introduced by the active IRS elements. Furthermore, OMP algorithm is used in place of the raw received pilot measurements for constructing the input. This requires repeated execution of the OMP algorithm thereby increasing the prediction complexity over the DL methods in [7] and [8].

IV. DL-AIDED BEAMFORMING FOR IRS APPLICATIONS

Beamforming in IRS-based communications has diverse applications such as IRS-only beamforming (passive), BS-IRS beamforming (active/passive), secure beamforming (eavesdroppers included), energy-efficient beamforming, and indoor IRS beamforming. There are specific DL challenges and solutions to each one of these problems.

A. Beamforming at the IRS

The IRS beamforming requires passive elements continuously to reliably reflect the BS signal to the users. Here, the MLP architecture [10] is helpful in designing the reflect beamforming weights using active IRS elements [9]. These elements are randomly distributed through the IRS. They are used for pilot training, after which compressed channel estimation is carried out using OMP. During data collection, the reflect beamforming weights are optimized by using the estimated channel data. Finally, a training dataset is constructed with channel data and reflect beamformers as the input-output pairs for an SL framework. Note that the active IRS elements present similar shortcomings as in [9]. However, the method in [10] excels by leveraging DL for designing beamformers.

The labeling process in [10] demands solving an optimization problem for each channel instance in training data

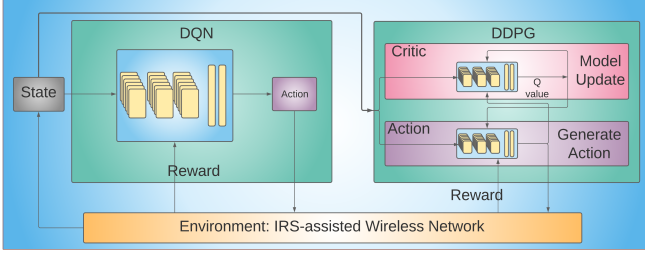


Fig. 5. In RL, the DQN and DDPG architectures accept same state (channel data and received SNR) and environment data (beamformers to be evaluated). The DQN involves training a single neural network based on the reward determined from the environment. On the other hand, the DDPG has multiple neural networks, where actor-critic architectures are used to compute actions and target values, respectively.

generation stage. One possible way to mitigate this is to use label-free techniques, such as UL. The UL approach in [11] for reflect beamforming design employs MLP with five fully connected layers. The network maps the vectorized cascaded and direct channel data input to the output comprising the phase values of the reflect beamformers. The loss function is selected as the negative of the norm of the channel vector, which may seem like an unsupervised approach because it does not minimize the error between the label and learning model prediction. However, this technique yields the phase information at the output uniquely for each training samples. Consequently, the beamformers implicitly behave like a label in the training process. In UL, the training data should be unlabeled, and the “distance” between the training data samples is minimized. This clusters the training data into smaller sets without prior knowledge about the “meaning” of each clustered sets. However, in [11], the output of the NN is a design parameter, i.e. reflect beamformer phases, which have the complexity of beamformer optimization for each input.

In order to eliminate the expensive labeling process of the SL-based techniques, [12] employed RL to design the reflect beamformers for single-antenna users and BS. The RL is a promising approach which directly yields the output by optimizing the objective function of the learning model. First, the channel state is estimated by using two orthogonal pilot signals. An action vector is selected either by exploitation (using prior experience of the learning model) or exploration (using a predefined codebook). After computing the achievable rate based on the selected action vector from the environment, a reward or penalty is imposed by comparing with the achievable rate with a threshold. Upon reward calculation, a Deep Quality Network (DQN) (Fig. 5) updates the map from the input state (channel data) to the output action (action vector composed of reflect beamformer weights). This process is repeated for several input states until the learning model converges. Note that this process avoids labeling. The RL algorithm learns reflect beamformer weights based on the optimization of the achievable rate. Thus, RL presents a solution for online learning schemes, where the model effectively adapts to the changes in the propagation environment. However, RL techniques have longer training

times than the SL approaches because reward mechanism and discrete action spaces make it difficult to reach the global optimum. The label-free process implies that the RL usually has slightly poorer performance than the SL.

To accelerate the training stage by the use of continuous action spaces, a deep deterministic policy gradient (DDPG) (Fig. 5) was introduced in [2]. Here, actor-critic network architectures are used to compute actions and target values, respectively. First, the learning stage is initialized by the use of input state excited by cascaded and direct channels. Given the state information, a deep policy network (DPN) (actor) constructs the actions (reflection beamformer phases). Here, the DPN provides a continuous action space that converges faster than the DQN architecture of [12]. The action vector is used by the critic network architecture to estimate the received signal-to-noise-ratio (SNR) as objective. This SNR then yields the target beamformer vector under the learning policy. Using the gradient of DPN, the network parameters are updated and the next state is constructed as the combination of the received SNR and the reflecting beamformers. This process is repeated until it converges. An additional benefit of this approach is that it outperforms fixed-point iteration (FPI) algorithms used to solve reflect beamforming optimization. Moreover, the continuous action space representation with DPN in DDPG provides robustness of the learning model against changes in channel data. However, multiple NN architectures (actor and critic networks) increase the number of learning parameters and aggravate model update requirements for each architecture.

The model initialization in both DQN and DDPG could possibly cause the learning models to start far from the optimum point during the early stages of learning. This leads to a slow convergence and poor reward performance. In order to accelerate the learning process, [13] devised a joint learning and optimization technique. The key idea is to use DDPG to search for optimal action for each decision epoch during training. Then, a feasible beamformer vector is found via optimization in a convex-approximation setting. This reduces the search space of the DDPG algorithm and shortens training times. However, the learning platform must be equipped with optimization and other signal processing routines. This can be avoided by replacing the optimization stage with more efficient fully learning-based approaches, such as end-to-end learning schemes [5].

Even if RL is a label-free approach that reduces the overhead during training data generation, training approaches in [2, 12, 13] demand expensive transmission overhead to be trained on huge datasets. This is mitigated in FL techniques. The FL approach in [14] learns the IRS reflect beamformers by training an MLP by computing the model updates at each user with the local dataset. The model updates are aggregated in a parameter server, which is connected to the IRS. The MLP input is the cascaded channel information and the output labels are IRS beamformer weights. The federated architecture lowers the transmission overhead during training. However, it is assumed that the parameter server is connected to the IRS. The simple architecture of the IRS could make this infeasible. It is more practical to access the parameter server via BS for model training. Importantly, the FL is a privacy-preserving

learning scheme where training data are not transmitted during training [14]. This is especially critical when data include personal content, such as images and contact information. In addition, instead of MLP architectures, CNNs can provide improved performance in FL settings due to its high feature extraction capability [8].

B. Secure-Beamforming

Physical layer security in wireless systems is largely achieved through signal processing techniques, such as cooperative relaying and cooperative jamming. The hardware complexity is a major issue in these methods. The low-cost, less complex IRS-based systems have the potential to mitigate these problems. The RL-based secure beamforming [15] minimizes the secrecy rate by jointly designing the beamformers at the IRS and BS to serve multiple legitimate users in the presence of eavesdroppers. The RL algorithm accepts the states as the channel information of all users, secrecy rate and transmission rate. Similar to [2], the action vector are beamformers at the BS and IRS. The reward function is designed based on the secrecy rate of users. A DQN is trained to learn the beamformers by minimizing the secrecy rate while guaranteeing the quality-of-service requirements. The model training takes place at the BS, which is responsible for collecting the environment information (channel data) and making decisions for secure beamforming. This scheme is more realistic and reliable than that of [2, 12], which ignore the effect of eavesdroppers. The learning model includes high-dimensional state and action information, such as the channels of all users and beamformers of BS and IRS. This may necessitate more computing resources for training than non-secure IRS [2, 12] and conventional SL techniques [7, 10].

C. Energy-Efficient Beamforming

The IRS configuration dynamically changes depending on the network status. It is very demanding for the BS to optimize the transmit power every time when the on/off status of IRS elements is updated. This could be addressed by accounting energy-efficiency in the beamformer design problem. In [4], a self-powered IRS scenario maximizes the energy-efficiency by optimizing the transmit power and the IRS beamformer phases. In this DQN-based RL approach, the BS learns the outcome of the system performance while updating the model parameters. Thus, the BS makes decisions to allocate the radio resources by relying on only the estimated channel information. The RL framework has states selected as the estimated channels from users and the energy level of the IRS. Meanwhile, the action vector includes the transmit power, the IRS beamformer phases and on/off status of the IRS elements. The learning policy is based on the reward which is selected as the energy-efficiency of the overall system. However, this work considers only IRS beamforming and ignores the same at the BS.

D. Beamforming for Indoor IRS

Different from the above scenarios, [3] addresses the IRS beamformer design problem in an indoor communications

scenario to increase the received signal strength (RSS) (see Fig. 1). This is particularly useful from the perspective of low hardware complexity because it eliminates deployment of multiple BSs to improve RSS. The MLP architecture in [3] accepts two-dimensional user position vector and yields the IRS beamformer phases at the output. Since the channel data is not employed as input, the network does not have to deal with severe environmental fluctuations. However, the learning model trains on specific room environments and may perform poorly for different room conditions or different obstacle distribution in the same room. This is mitigated in RL-based solutions which are highly adaptive to different environments [2, 12].

V. CHALLENGES AND FUTURE RESEARCH DIRECTIONS

DL architectures result in significant performance gains and efficiency for IRS-assisted wireless systems. Several challenges remain in realizing these methods, as detailed below.

A. Channel Modeling

Channel Modeling is challenging task in communication systems, especially with the large number of antennas due to the complexity of system architecture. Compared to the conventional massive MIMO systems, channel modeling for IRS-assisted wireless networks is even more challenging since the communication channel involves the IRS structure with the large number of IRS elements, which may be deployed in various physical conditions. In order to provide a reliable channel modeling performance, DL can be of help to construct a data-driven model based on the field measurements. In this case, SL schemes can be used to construct the channel model as a relationship between the input and output of a learning model [7]. Thus, DL-based methods are expected to become more frequently used in IRS-assisted wireless networks for channel modeling.

B. Data Collection

Massive data collection hampers successful performance of DL-based techniques for all wireless communications tasks: signal detection, channel estimation, and beamformer design. The signal detection requires collection and storage of transmit and receive data symbols for different channel conditions. The prerequisites for channel estimation and beamforming are even more tedious because of additional labeling process. This is difficult to overcome in, especially online scenarios. Apart from SL, the label-free structure in RL is particularly helpful but at the cost of training times. It is possible to relax the data collection requirements by realizing the propagation environment in a numerical electromagnetic simulation tool [8] and then using a more realistically simulated data. This is helpful in constructing the training dataset offline but chances of failure remain in a real world scenario. As a result, efficient data collection algorithms are of great interest to future DL-based IRS-aided systems.

C. Model Training

Model training consumes much time and resources, including parallel processing and storage. It is usually carried out offline before online deployment at a parameter server connected to the BS. This introduces huge transmission overhead as well as privacy issues. The FL has potential to reduce these costs and enable a communication-efficient model training (see, e.g., Fig. 4). Here, combining the label-free structure of RL and the communications efficiency of FL, i.e. federated reinforcement learning, could be the next step.

The communications efficiency of FL brings the learning stage from the cloud to the edge level. In this case, the edge devices (e.g., mobile phones) should have sufficient parallel processing power for model training. To enable this, the next generation edge devices are expected to have more powerful processing capability to perform DL tasks. Although a graphical processing unit (GPU) is commonly used in the mobile phones nowadays, it is largely programmed to process image-like data and not to train DL models. It is also not straightforward to use these mobile GPUs for DL because training software are usually tailored for specific GPU architecture. As a result, fulfilling the computational requirements on the hardware constitutes a challenging task to efficiently train the learning models.

D. Environment Adaptation and Robustness

To achieve commercial viability of DL-based IRS-aided communications, dynamically adapting to changes in the environment is crucial. The behavior of the channel affects all DL-based tasks including channel estimation, beamforming, user scheduling, power allocation, and antenna selection/switching. Current DL architectures for wireless systems remain environment-specific. The input data space of their learning model is limited. As a result, the performance degrades significantly when the learning model is fed with the input from unlearned/uncovered data space. In order to cover larger data spaces and provide a robust performance against the changes in the environment, wider and deeper learning models are required. But the current DL architectures for wireless communications comprise less than a million neurons [8]. The giant learning models for image recognition or natural language processing consists of millions and billions of neurons, e.g. VGG (138 million), AlexNet (60 million), and GPT-3 (170 billion). Clearly, going wider and deeper in designing the learning models is of great interest for future DL-based IRS-aided systems.

VI. SUMMARY

We surveyed DL architectures for IRS-assisted wireless systems for key applications of signal detection, channel estimation, and beamforming. We extensively discussed various learning schemes and model architectures, such as SL, UL, FL and RL for IRS applications. The SL exhibits better performance than UL and RL because of label usage. The UL and RL are label-free schemes that provide less complexity during training data generation. However, UL still involves an optimization stage for each data instance. Among

all, the RL is the most promising technique because of its standalone operation and the consequent ability to adapt to environmental changes at the cost of longer training times. The FL reduces the transmission overhead significantly and can be integrated with the other learning methods. The combination of FL- and RL-based learning policies not only exhibits a communication-efficient model training but also provides environmental adaptation. Major research challenges include data collection, model training, and environment adaptation. These should be addressed simultaneously to provide a reliable DL architecture for the next-generation IRS-assisted wireless systems. Specifically, the combination of FL and RL should be fed with the collection of huge datasets and massive neural networks so that a robust DL architecture is achieved.

REFERENCES

- [1] S. Gong, X. Lu, D. T. Hoang, D. Niyato, L. Shu, D. I. Kim, and Y. Liang, "Towards Smart Wireless Communications via Intelligent Reflecting Surfaces: A Contemporary Survey," *IEEE Commun. Surveys Tuts.*, pp. 1–1, 2020.
- [2] K. Feng, Q. Wang, X. Li, and C. Wen, "Deep Reinforcement Learning Based Intelligent Reflecting Surface Optimization for MISO Communication Systems," *IEEE Wireless Commun. Lett.*, vol. 9, no. 5, pp. 745–749, 2020.
- [3] C. Huang, G. C. Alexandropoulos, C. Yuen, and M. Debbah, "Indoor Signal Focusing with Deep Learning Designed Reconfigurable Intelligent Surfaces," in *2019 IEEE 20th International Workshop on Signal Processing Advances in Wireless Communications (SPAWC)*, 2019, pp. 1–5.
- [4] G. Lee, M. Jung, A. T. Z. Kargari, W. Saad, and M. Bennis, "Deep reinforcement learning for energy-efficient networking with reconfigurable intelligent surfaces," in *ICC 2020 - 2020 IEEE International Conference on Communications (ICC)*, 2020, pp. 1–6.
- [5] L. Dai, R. Jiao, F. Adachi, H. V. Poor, and L. Hanzo, "Deep Learning for Wireless Communications: An Emerging Interdisciplinary Paradigm," *IEEE Wireless Commun.*, vol. 27, no. 4, pp. 133–139, 2020.
- [6] S. Khan and S. Y. Shin, "Deep-learning-aided detection for reconfigurable intelligent surfaces," *arXiv preprint arXiv:1910.09136*, 2019.
- [7] A. M. Elbir, A. Papazafeiropoulos, P. Kourtessis, and S. Chatzinotas, "Deep Channel Learning for Large Intelligent Surfaces Aided mm-Wave Massive MIMO Systems," *IEEE Wireless Commun. Lett.*, vol. 9, no. 9, pp. 1447–1451, 2020.
- [8] A. M. Elbir and S. Coleri, "Federated Learning for Channel Estimation in Conventional and IRS-Assisted Massive MIMO," *arXiv preprint arXiv:2008.10846*, 2020.
- [9] S. Liu, Z. Gao, J. Zhang, M. D. Renzo, and M. Alouini, "Deep Denoising Neural Network Assisted Compressive Channel Estimation for mmWave Intelligent Reflecting Surfaces," *IEEE Trans. Veh. Technol.*, vol. 69, no. 8, pp. 9223–9228, 2020.
- [10] A. Taha, M. Alrabeiah, and A. Alkhateeb, "Enabling large intelligent surfaces with compressive sensing and deep learning," *arXiv preprint arXiv:1904.10136*, 2019.
- [11] J. Gao, C. Zhong, X. Chen, H. Lin, and Z. Zhang, "Unsupervised Learning for Passive Beamforming," *IEEE Commun. Lett.*, vol. 24, no. 5, pp. 1052–1056, 2020.
- [12] A. Taha, Y. Zhang, F. B. Mismar, and A. Alkhateeb, "Deep Reinforcement Learning for Intelligent Reflecting Surfaces: Towards Standalone Operation," in *2020 IEEE 21st International Workshop on Signal Processing Advances in Wireless Communications (SPAWC)*, 2020, pp. 1–5.
- [13] S. Gong, J. Lin, J. Zhang, D. Niyato, D. I. Kim, and M. Guizani, "Optimization-driven Machine Learning for Intelligent Reflecting Surfaces Assisted Wireless Networks," *arXiv preprint arXiv:2008.12938*, 2020.
- [14] D. Ma, L. Li, H. Ren, D. Wang, X. Li, and Z. Han, "Distributed Rate Optimization for Intelligent Reflecting Surface with Federated Learning," in *2020 IEEE International Conference on Communications Workshops (ICC Workshops)*, 2020, pp. 1–6.
- [15] H. Yang, Z. Xiong, J. Zhao, D. Niyato, L. Xiao, and Q. Wu, "Deep Reinforcement Learning Based Intelligent Reflecting Surface for Secure Wireless Communications," *IEEE Trans. Wireless Commun.*, p. 1, Sep 2020.