

ON THE HILL RELATION AND THE MEAN REACTION TIME FOR METASTABLE PROCESSES

Manon Baudel

CERMICS (ENPC), France

manon.baudel@enpc.fr

Arnaud Guyader

LPSM (Sorbonne Université) & CERMICS (ENPC), France

arnaud.guyader@upmc.fr

Tony Lelièvre¹

CERMICS (ENPC) & INRIA, France

tony.lelievre@enpc.fr

Abstract

We illustrate how the Hill relation and the notion of quasi-stationary distribution can be used to analyse the biasing error introduced by many numerical procedures that have been proposed in the literature, in particular in molecular dynamics, to compute mean reaction times between metastable states for Markov processes. The theoretical findings are illustrated on various examples demonstrating the sharpness of the biasing error analysis as well as the applicability of our study to elliptic diffusions.

Index Terms: Source-sink process, Hill relation, Transition path process, Reactive trajectory, Quasi-stationary distribution.

2020 Mathematics Subject Classification: 60J22, 65C40, 82C31.

Contents

1	Introduction	2
2	Motivation: how to compute mean reaction times?	5
3	The discrete-time setting	9
3.1	Notation and assumptions	9
3.2	The reactive entrance process	13
3.3	The killed process	15
3.4	The π -return process	17
4	The Hill relation	17
4.1	The general Hill relation	18
4.2	The Hill relation and the reactive entrance distribution	18
4.3	The Hill relation and quasi-stationary distributions	19

¹Corresponding author.

5	On the biasing error introduced when replacing ν_E by ν_Q	20
5.1	A lower bound for the reaction time	20
5.2	Relaxation time to a QSD	21
5.3	A general bound on the relative biasing error	22
5.4	On practical estimates of T_Q^E	22
6	Back to the case of a diffusion process	24
6.1	Verifying assumptions A and D	24
6.2	Numerical counterparts of the Hill relation	24
A	Sharpness of the relative biasing error bound	26
A.1	A toy example	26
A.2	On the choice of $1/p^+$ to measure the reaction time	28
B	About the reversibility of the reactive entrance process	32
C	Proofs	33
D	Two-sided condition and convergence to the QSD	43
D.1	The setting	44
D.2	The Hilbert's projective metric	45
D.3	The projective metric norm Δ of \mathcal{T}	48
D.4	Fixed point theorem and two-sided condition	49

1 Introduction

This work is motivated by the computation of reaction times in thermostated molecular dynamics. In this context, the evolution of a molecular system is typically modelled by the Langevin dynamics

$$\begin{cases} dq_t = M^{-1}p_t dt, \\ dp_t = -\nabla V(q_t)dt - \gamma M^{-1}p_t dt + \sqrt{2\gamma\beta^{-1}}dW_t, \end{cases} \quad (1.1)$$

where $q_t \in \mathbb{R}^d$ and $p_t \in \mathbb{R}^d$ denote the positions and momenta of the nuclei, or the overdamped Langevin dynamics, which is in position space only:

$$dq_t = -\nabla V(q_t)dt + \sqrt{2\beta^{-1}}dW_t. \quad (1.2)$$

In these equations, $\beta = (k_B T)^{-1}$ is the inverse temperature, M is the mass matrix, $V : \mathbb{R}^d \rightarrow \mathbb{R}$ is the potential energy function, $\gamma > 0$ is the damping parameter, and W_t is a d -dimensional Brownian motion.

In practice, these dynamics are metastable, meaning that the stochastic process spends most of its time in some connected sets of the phase space, called metastable states. Metastable states can be for example energetic traps (think of basins of attraction of local minima of V) or entropic traps (think of large connected sets where V is relatively flat, with only narrow exit regions on the boundaries). Metastable states typically correspond to some macroscopic states of the system, and studying the transitions between them is thus of first importance to understand the molecular mechanisms associated with these transitions.

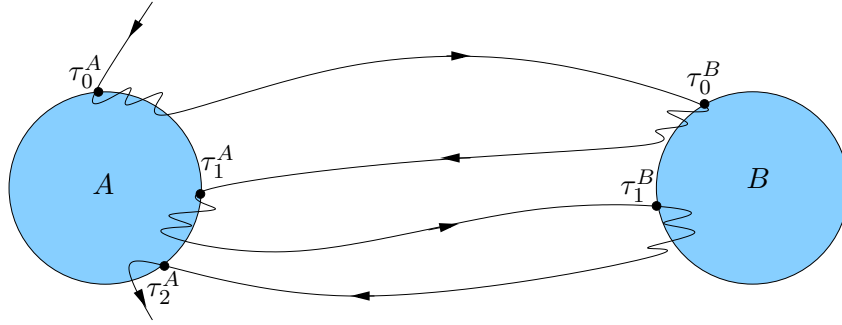


Figure 1: Reactive entrance times in the sets A and B .

As an example, one could think of a system consisting of a protein and a ligand, in which case studying the transition from the bound state (when the ligand is within a pocket of the protein) to the unbound state (when the ligand is detached from the protein) is key for some applications in drug design [49, 24]. Indeed, computing the mean reaction time from the bound state to the unbound state is crucial to rank the efficiencies of ligands for a given target pocket.

However, transitions between metastable states are rare events, which make the simulation of these transitions very difficult. This is related to a timescale problem: for example, the typical timestep for the discretisation of the Langevin dynamics is of the order of $10^{-15}s$, while transitions between metastable states can occur over timescales of order $10^{-6}s$ to 10^2s . This explains why naive algorithms cannot be used to simulate such events.

To formalize the problem, let us denote by $X_t = (q_t, p_t)$ (resp. $X_t = q_t$) the Markov process of interest for the Langevin (resp. overdamped Langevin) dynamics and A and B two disjoint sets which define the metastable states of interest. Notice that, in practice, these states are typically defined in the position space only, so that in the context of the Langevin dynamics, $A = A_q \times \mathbb{R}^d$ and $B = B_q \times \mathbb{R}^d$ where A_q and B_q are two disjoint subsets of the position space \mathbb{R}^d . As illustrated on Figure 1, let us also introduce the successive reactive entrance times in A and B as $\tau_0^A = \inf\{t > 0, X_t \in \bar{A}\}$, $\tau_0^B = \inf\{t > \tau_0^A, X_t \in \bar{B}\}$ and, for all $n \geq 0$,

$$\tau_{n+1}^A = \inf\{t > \tau_n^B, X_t \in \bar{A}\} \quad \text{and} \quad \tau_{n+1}^B = \inf\{t > \tau_{n+1}^A, X_t \in \bar{B}\}.$$

We use the qualifier “reactive” in reactive entrance time to indicate that the times (τ_n^A) are entrance times in A for trajectories coming from B , and the times (τ_n^B) are entrance times in B for trajectories coming from A .

One is then interested in computing the mean reaction time from A to B at equilibrium

$$T_{AB} := \lim_{N \rightarrow \infty} \frac{1}{N} \sum_{n=1}^N (\tau_n^B - \tau_n^A),$$

which is the equilibrium average duration of a path from A to B . A path from A to B is a trajectory that starts from the boundary of A coming from B and goes to B : such a trajectory performs many visits to A before going to B . The last part, from the boundary of A to B without going back to A , is called a reactive trajectory. More generally, a

reactive trajectory is a trajectory which leaves A and goes to B without going back to A , or leaves B and goes to A without going back to B .

Many techniques have been proposed to estimate this quantity, relying on more or less aggressive assumptions. We do not intend here to give an exhaustive list of numerical methods. Specifically, we are interested in techniques that are based on the introduction of a source in A and a sink in B in order to create a non-steady state flux from A to B , and that approximate the reaction time by measuring the non-equilibrium flux. This idea dates back to [34, 41] and has been used in the weighted ensemble technique [55, 5], milestoneing [53, 33, 4], and Transition Interface Sampling [52]. We also have in mind multilevel splitting techniques [40, 19] such as Forward Flux Sampling [2], Non Equilibrium Umbrella Sampling [30, 51] or Adaptive Multilevel Splitting [16, 18]. In particular, we will show why the Hill relation is a cornerstone to analyse the biasing error introduced by these methods.

The objective of this work is to give rigorous mathematical foundations to such computations, by clarifying the bias introduced when applying the Hill relation, depending on the distribution used to re-inject the process in A after hitting B . In particular, we identify the ideal probability measure that should be considered so that no bias is introduced: this is the reactive entrance distribution ν_E (where the subscript E refers to Entrance). In addition, we explain why, when A is metastable, it is possible to use a quasi-stationary distribution ν_Q to re-inject the process in A , while keeping a small biasing error. This is crucial because this local equilibrium is widely used in practice since it is easy to sample, contrary to the reactive entrance distribution. The sharpness of our biasing error estimate is illustrated on various examples.

More precisely, the paper is organized as follows. In Section 2, we present in more details the motivation of this work, namely the computation of mean reaction times for diffusion processes. We show that this question is equivalent to computing a quantity of the form

$$\mathbb{E}^{\nu_E} \left[\sum_{n=0}^{T_B-1} f(Y_n) \right] \quad (1.3)$$

for some test function f and a discrete-time Markov process (Y_n) with values in a domain $\mathcal{A} \cup \mathcal{B}$, where \mathcal{A} and \mathcal{B} are disjoint sets. In (1.3), ν_E is the so-called reactive entrance distribution in \mathcal{A} and $T_B := \inf\{n \geq 0, Y_n \in \mathcal{B}\}$ is the hitting time of \mathcal{B} . This setting is detailed in Section 3, where the problem is stated in a rather general framework. This section also gives the main assumptions as well as the definitions of auxiliary Markov chains needed to perform the analysis. Let us emphasize that the aim of those two preliminary sections (Sections 2 and 3) is to provide a clear mathematical formulation of the computational problem we are interested in. We recall mathematical results on the objects we introduce (in particular the quasi-stationary distribution and the π -return process), which are for most of them already known, sometimes in different settings, and stated here mainly for the sake of self-completeness. The reader who is already familiar with these tools can skip the mathematical details. We provide a summary of the notation in Table 1, at the end of Section 3.

Let us go back to the computation of (1.3). A naive approximation using a Monte Carlo method is clearly challenging when the sets \mathcal{A} and \mathcal{B} are metastable for two reasons: first, T_B is very large and, second, ν_E is difficult to sample, and not known analytically in general. However, since \mathcal{A} is metastable, the process (Y_n) reaches a “local equilibrium within \mathcal{A} ” (namely, a quasi-stationary distribution ν_Q) before transitioning to \mathcal{B} , and this

can be used to recast the problem in a form more appropriate for computations. Hence, the objective of this work is twofold:

- First, we explain why, when replacing ν_E by a quasi-stationary distribution ν_Q , the quantity (1.3) can be efficiently approximated using the Hill relation (see Sections 4 and 6.2). Specifically, denoting by $\pi_{0|\mathcal{A}}$ the stationary distribution π_0 of (Y_n) conditioned to \mathcal{A} , the Hill relation yields on the one hand

$$\mathbb{E}^{\nu_E} \left[\sum_{n=0}^{T_{\mathcal{B}}-1} f(Y_n) \right] = \frac{\pi_{0|\mathcal{A}} f}{\mathbb{P}^{\pi_{0|\mathcal{A}}}(Y_1 \in \mathcal{B})},$$

which cannot be used directly in practice since, in general, it is unclear how to sample $\pi_{0|\mathcal{A}}$, and on the other hand

$$\mathbb{E}^{\nu_Q} \left[\sum_{n=0}^{T_{\mathcal{B}}-1} f(Y_n) \right] = \frac{\nu_Q f}{\mathbb{P}^{\nu_Q}(Y_1 \in \mathcal{B})}. \quad (1.4)$$

The right-hand side of the latter equality can be estimated thanks to a direct sampling of ν_Q and the use of rare event sampling methods such as those mentioned earlier (weighted ensemble techniques, Transition Interface Sampling, Adaptive Multilevel Splitting, etc.). The Hill relation can be seen as a tool to replace a longtime computation (the left-hand side) by a rare event sampling problem (the right-hand side).

- Second, we quantify the biasing error introduced when replacing ν_E by ν_Q (see Section 5). This is the purpose of Theorem 5.6, the main mathematical result of this work, which shows that under a timescale separation assumption, the relative biasing error

$$\left| \frac{\mathbb{E}^{\nu_E} \left[\sum_{n=0}^{T_{\mathcal{B}}-1} f(Y_n) \right] - \mathbb{E}^{\nu_Q} \left[\sum_{n=0}^{T_{\mathcal{B}}-1} f(Y_n) \right]}{\mathbb{E}^{\nu_E} \left[\sum_{n=0}^{T_{\mathcal{B}}-1} f(Y_n) \right]} \right|$$

is small.

The aim of Section 4 and Section 5 is thus to provide all the details on these two points. Then, returning to the setting of Section 2, Section 6 discusses the applicability of the theory to the computation of reaction times for diffusion processes, as well as practical numerical procedures to estimate the quantities of interest in the right-hand side of (1.4). Finally, Appendix A demonstrates on simple toy models the sharpness of the biasing error estimate given by Theorem 5.6, Appendix B shows that reversibility may not be conserved for the reactive entrance process, while the proofs are all housed in Appendix C. We also provide, in Appendix D, some details about the Birkhoff's approach [12] to prove existence, uniqueness and convergence to the quasi-stationary distribution under the so-called two-sided condition.

2 Motivation: how to compute mean reaction times?

The purpose of this section is to motivate by the following question the discrete-time setting that will be at the core of Section 3: how to compute reaction times from one metastable state to another for a diffusion process? This section can be easily skipped if one is only interested in the mathematical results we have obtained, forgetting about this motivation.

The diffusion process and reaction time

Let $(X_t) \in \mathbb{R}^d$ be the solution of the stochastic differential equation

$$dX_t = f(X_t)dt + g(X_t)dW_t, \quad (2.1)$$

where (W_t) denotes a k -dimensional standard Wiener process. Here we assume that $f : \mathbb{R}^d \rightarrow \mathbb{R}^d$ and $g : \mathbb{R}^d \rightarrow \mathbb{R}^{d \times k}$ are smooth and satisfy conditions that guarantee the ergodicity of the Markov process (X_t) with respect to a unique invariant probability distribution. For example, one could keep in mind the Langevin and overdamped Langevin dynamics (1.1) and (1.2).

Let $A, B \subset \mathbb{R}^d$ be two open sets with smooth boundaries such that \bar{A} and \bar{B} are disjoint, and with non-zero measure for the invariant probability distribution of (2.1). Since the process is ergodic, (X_t) will visit A and B infinitely often. We are interested in the paths from A to B , namely the pieces of the trajectory $t \mapsto X_t$ that, coming from B , pass from A to B (see Figure 1).

For this, let us recall the definition of the reactive entrance times: $\tau_0^A = \inf\{t > 0, X_t \in \bar{A}\}$, $\tau_0^B = \inf\{t > \tau_0^A, X_t \in \bar{B}\}$ and, for all $n \geq 0$,

$$\tau_{n+1}^A = \inf\{t > \tau_n^B, X_t \in \bar{A}\} \quad \text{and} \quad \tau_{n+1}^B = \inf\{t > \tau_{n+1}^A, X_t \in \bar{B}\},$$

and the associated empirical entrance distribution in A :

$$\mu_{A,N}^+ = \frac{1}{N} \sum_{n=1}^N \delta_{X_{\tau_n^A}}.$$

The reactive entrance distribution ν_E in A is defined as the weak limit of $\mu_{A,N}^+$ as $N \rightarrow \infty$ (see [45, Proposition 1.5] where ν_E is denoted η_A^+), meaning that for any continuous and bounded $f : \partial A \rightarrow \mathbb{R}$, one has

$$\int_{\partial A} f(x) \mu_{A,N}^+(dx) \xrightarrow[N \rightarrow \infty]{a.s.} \int_{\partial A} f(x) \nu_E(dx). \quad (2.2)$$

Note that the reactive entrance distribution ν_E is not the restriction of the stationary measure of (X_t) to the boundary ∂A since ν_E only takes into account the paths that reach A coming from B . In general, even if the original process has an explicit invariant measure, ν_E does not admit a simple analytical expression, see [45] for more details.

As already mentioned, the quantity of interest in the present article is the expected reaction time T_{AB} from A to B , that is

$$T_{AB} := \lim_{N \rightarrow \infty} \frac{1}{N} \sum_{n=1}^N (\tau_n^B - \tau_n^A) = \mathbb{E}^{\nu_E}[\tau_B], \quad (2.3)$$

where τ_B is the hitting time of \bar{B} . The last equality is expected using the ergodicity of the original process and the strong Markov property. It is for example rigorously proved in [45], see Equation (1.32) and Proposition 1.8, in the case where A and B are bounded smooth, and gg^T is bounded from above and from below by strictly positive constants. The proof in [45] uses an ergodicity result (Doebelin's minorization condition) on the sequence of paths $((X_{(\tau_n^A+t) \wedge \tau_n^B})_{t \geq 0})$ seen as a Markov chain indexed by n , see the proof of [45, Theorem 1.7].

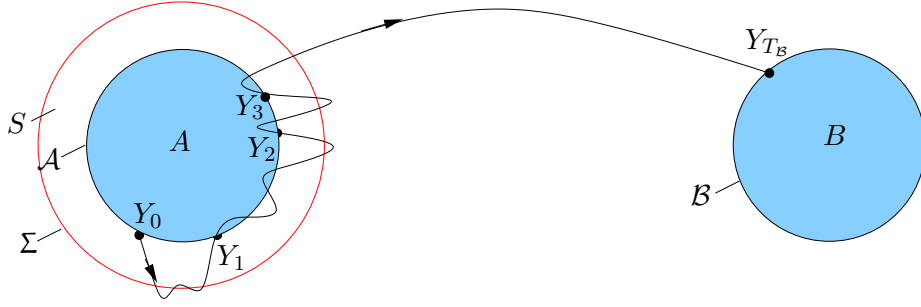


Figure 2: The Markov chain (Y_n) .

From a diffusion (X_t) to a Markov chain (Y_n)

As explained in the introduction, to estimate the expected reaction time T_{AB} , many numerical procedures rely on the following construction. The path from A to B is divided into two parts: the so-called loops, namely the pieces of the trajectory between successive visits of A without visiting B , and the so-called reactive trajectory, namely the last part of the trajectory, which leaves A and goes to B without going back to A . The idea is then to estimate the reaction time by multiplying the average number of loops by their mean duration, and then adding the expected duration of the reactive trajectory. However, because of the irregularity of the paths, the successive entrances in A do not define in general a countable set: one thus needs to define the loops and the successive entrances in A in a different way. This is why a separation surface Σ between A and B is introduced.

Let Σ be a smooth submanifold of codimension 1, such that the probability starting from A to reach B without crossing Σ is zero and such that $\bar{\Sigma} \cap \bar{A} = \emptyset$ and $\bar{\Sigma} \cap \bar{B} = \emptyset$. For example, as illustrated in Figure 2, such a submanifold can be constructed as the boundary of a smooth compact set S which contains \bar{A} and does not intersect \bar{B} . Denote $\mathcal{A} = \partial A$, $\mathcal{B} = \partial B$ and $\mathcal{E} = \mathcal{A} \cup \mathcal{B}$. Considering a trajectory (X_t) with initial condition $X_0 \in \mathcal{E}$, the hitting times are defined inductively by $\tau_{Y,0} = 0$ and, for all $k \geq 0$,

$$\tau_{\Sigma,k+1} = \inf\{t > \tau_{Y,k}, X_t \in \Sigma\} \quad \text{and} \quad \tau_{Y,k+1} = \inf\{t > \tau_{\Sigma,k+1}, X_t \in A \cup B\}.$$

Let us then introduce the sequence (see Figure 2)

$$\forall n \geq 0, Y_n = X_{\tau_{Y,n}} \tag{2.4}$$

of successive intersections of (X_t) with $A \cup B$, with intermediate hits to Σ before returning to $A \cup B$. The strong Markov property implies that the law of Y_{n+1} given Y_n is independent of n and of the past trajectory $(Y_m)_{m < n}$. In other words, (Y_n) forms a time-homogeneous Markov chain on \mathcal{E} . We thus obtain a discrete-time continuous-space Markov chain with transition kernel K defined by

$$K(x, \mathcal{C}) = \mathbb{P}^x(Y_1 \in \mathcal{C})$$

for any $x \in \mathcal{E}$ and any Borel set $\mathcal{C} \in \mathcal{B}(\mathcal{E})$.

Remark 2.1 (Reversibility of (Y_n)). In general, the Markov chain (Y_n) defined by (2.4) is not reversible even if this is the case for the original process (X_t) , and its stationary distribution does not admit an analytic expression. For a related discussion, we refer to Remarks 3.12 and 3.13, and Appendix B. \diamond

Expressing the mean reaction time T_{AB} as a function of (Y_n)

It turns out that the mean reaction time $T_{AB} = \mathbb{E}^{\nu_E}[\tau_B]$ in (2.3) can be expressed in terms of the Markov chain (Y_n) . To make this connection, let us define the function $\Delta : \mathcal{E} \mapsto \mathbb{R}^+$ by

$$\Delta(x) = \begin{cases} \mathbb{E}^x[\tau_{Y,1}] & \text{for } x \in \mathcal{A}, \\ 0 & \text{for } x \in \mathcal{B}. \end{cases} \quad (2.5)$$

Denoting $T_B = \inf\{n \geq 0, Y_n \in \mathcal{B}\}$, the reaction time can then be reformulated as

$$T_{AB} = \mathbb{E}^{\nu_E} \left[\sum_{n=0}^{\infty} (\tau_{Y,n+1} - \tau_{Y,n}) \mathbf{1}_{n < T_B} \right]$$

or, thanks to the strong Markov property,

$$T_{AB} = \mathbb{E}^{\nu_E} \left[\sum_{n=0}^{T_B-1} \Delta(Y_n) \right]. \quad (2.6)$$

The latter is the quantity of interest that will be considered in the following. Notice that, even though the process (Y_n) and the function Δ depend on the submanifold Σ , the left-hand side T_{AB} is independent of Σ . Accordingly, Σ can be seen as a tuning parameter. In the three upcoming sections we will discuss the computation of quantities of the form (2.6) for a Markov chain (Y_n) . Eventually, we will return to the application of our results to the diffusive case in Section 6.

Notice that by considering other functions Δ , one can thus have access to different equilibrium properties over the ensemble of paths entering A and going to B at equilibrium. These are the paths $((X_{(\tau_n^A+t) \wedge \tau_n^B})_{t \geq 0})$ at equilibrium, sometimes also called transition paths [14], not to be confused with the reactive paths introduced above, even though there is no consensus on this denomination in the literature: transition path is sometimes used as a synonym of reactive path, as for example in [45, 32].

Remark 2.2 (Generalisation to other Markov processes). We wrote everything starting from a diffusion process, but all this can be generalised to other Markov processes: jump processes, discrete-time Markov processes, etc. In particular, one should keep in mind that in the context of molecular dynamics, only a time-discretized version of the (overdamped) Langevin dynamics is used in practice, which means that the original process is actually a Markov chain in this context. \diamond

Remark 2.3 (The case of the Langevin dynamics). For the Langevin dynamics (1.1), it is possible to define the successive entrance times in $A_q \cup B_q$ as

$$\tau_{Y,k+1} = \inf\{t > \tau_{Y,k}, q_t \in A_q \text{ and } p_t \cdot n_{A_q} < 0, \text{ or } q_t \in B_q \text{ and } p_t \cdot n_{B_q} < 0\},$$

where n_{A_q} and n_{B_q} are the unit outward normals to A_q and B_q . These successive times are indeed such that $\lim_{k \rightarrow \infty} \tau_{Y,k} = \infty$ almost surely, under some smoothness assumption on A_q and B_q . There is thus no need to introduce the intermediate submanifold Σ in this context. In addition, it is possible in this case to identify an analytical formula for the equilibrium distribution π_0 of (Y_n) (see [44, Chapter 3] for related considerations and [48, Chapter 5] for explicit formulas). This yields to alternative numerical methods based on the exact Hill relation (see Equation (4.3) in Section 4.2 below), without having to

replace ν_E by the quasi-stationary distribution ν_Q . Nevertheless, in practice, this does not seem to be used by practitioners. We will investigate in future works the interest of such an approach compared to the usual method which consists in introducing the intermediate submanifold Σ . Likewise, we do not prove in this work that the relations (2.3) as well as the assumptions on (Y_n) stated below hold for the Langevin dynamics (for the sake of simplicity, we indeed check that they hold only for elliptic diffusions and compact domains \mathcal{A} and \mathcal{B} , see Section 6). Again, this will be the subject of a future work. \diamond

3 The discrete-time setting

In this section, we detail the Markov chain setting we have in mind. After the introduction of the main notation and assumptions in Section 3.1, we present related Markov chains that play a central role in our context. First, the reactive entrance process is studied in Section 3.2. Then, the process killed when leaving \mathcal{A} , or killed process, is defined in Section 3.3. The latter allows us to introduce the notion of quasi-stationary distribution in \mathcal{A} , which is the formalization of the “local equilibrium within \mathcal{A} ” reached by the process when it is trapped in the initial metastable state. Finally, the π -return process presented in Section 3.4 is the formalization of the source-sink process discussed in the introduction, and is required to establish the Hill relation which is at the core of Section 4.

3.1 Notation and assumptions

The purpose of this section is to introduce notation and assumptions on the Markov chain (Y_n) that we will consider throughout this article.

The Markov chain (Y_n) . Let \mathcal{A} and \mathcal{B} be two disjoint compact sets of a separable metric space, typically \mathbb{R}^d or a discrete set such as \mathbb{Z}^d . Consider a Markov chain (Y_n) on $\mathcal{E} := \mathcal{A} \cup \mathcal{B}$ with transition kernel K , meaning that for any $x \in \mathcal{E}$ and any $\mathcal{C} \in \mathcal{B}(\mathcal{E})$, the corresponding Borel- σ -algebra, we have

$$K(x, \mathcal{C}) = \mathbb{P}^x(Y_1 \in \mathcal{C}).$$

As usual, K^n stands for the n -step transition kernel defined by $K^0(x, \mathcal{C}) = \delta_x(\mathcal{C}) = \mathbf{1}_{x \in \mathcal{C}}$ and, for all $n \geq 1$,

$$K^n(x, \mathcal{C}) = \mathbb{P}^x(Y_n \in \mathcal{C}) = \int_{\mathcal{E}} K^{n-1}(x, dz) K(z, \mathcal{C}).$$

The Markov kernel K induces two Markov semi-groups in the standard way: the probability measure πK defined for any $\mathcal{C} \in \mathcal{B}(\mathcal{E})$ by

$$\pi K(\mathcal{C}) = \int_{\mathcal{E}} \pi(x) K(x, \mathcal{C}) = \mathbb{P}^\pi(Y_1 \in \mathcal{C})$$

is associated with any probability measure π on \mathcal{E} , while for any test (i.e., bounded measurable) function $f : \mathcal{E} \rightarrow \mathbb{R}$, one can also consider the test function Kf , defined for any $x \in \mathcal{E}$ by

$$Kf(x) = \int_{\mathcal{E}} K(x, dy) f(y) = \mathbb{E}^x[f(Y_1)].$$

We recall some concepts for Markov chains on general spaces that will prove useful in the following (see for example [38, Section 4.2] and [46, Chapter 9]). For any $\mathcal{C} \in \mathcal{B}(\mathcal{E})$, the hitting and return times for the Markov chain (Y_n) are respectively defined by

$$T_{\mathcal{C}} = \inf\{n \geq 0, Y_n \in \mathcal{C}\} \quad \text{and} \quad T_{\mathcal{C}}^+ = \inf\{n \geq 1, Y_n \in \mathcal{C}\}.$$

If π denotes a probability measure on $(\mathcal{E}, \mathcal{B}(\mathcal{E}))$, a Markov chain (Y_n) is called π -irreducible if, for all $x \in \mathcal{E}$ and all $\mathcal{C} \in \mathcal{B}(\mathcal{E})$ such that $\pi(\mathcal{C}) > 0$, one has

$$\mathbb{E}^x \left[\sum_{n=1}^{\infty} \mathbf{1}_{\{Y_n \in \mathcal{C}\}} \right] = \sum_{n=1}^{\infty} \mathbb{P}^x(Y_n \in \mathcal{C}) = \sum_{n=1}^{\infty} K^n(x, \mathcal{C}) > 0,$$

or, equivalently, if

$$\mathbb{P}^x(T_{\mathcal{C}}^+ < \infty) > 0. \quad (3.1)$$

It is called *recurrent* if there exists a probability measure π such that

$$\mathbb{E}^x \left[\sum_{n=1}^{\infty} \mathbf{1}_{\{Y_n \in \mathcal{C}\}} \right] = \infty, \quad \forall x \in \mathcal{E}, \forall \mathcal{C} \in \mathcal{B}(\mathcal{E}) \text{ such that } \pi(\mathcal{C}) > 0. \quad (3.2)$$

It is called *Harris recurrent* if there exists a probability measure π such that

$$\mathbb{P}^x \left(\sum_{n=1}^{\infty} \mathbf{1}_{\{Y_n \in \mathcal{C}\}} = \infty \right) = 1, \quad \forall x \in \mathcal{E}, \forall \mathcal{C} \in \mathcal{B}(\mathcal{E}) \text{ such that } \pi(\mathcal{C}) > 0. \quad (3.3)$$

Clearly, Harris recurrence implies recurrence, which itself implies π -irreducibility. If a (Harris) recurrent Markov chain admits an invariant probability measure, then it is called positive (Harris) recurrent. We recall [38, Proposition 4.2.11]:

Proposition 3.1. *A (Harris) recurrent Markov chain admits (up to a multiplicative constant) a unique invariant measure. Hence, if the invariant measure happens to be a probability measure, then the Markov chain is positive (Harris) recurrent.*

Remark 3.2 (Positive Harris recurrence and invariant probability). According to [46, Section 4.2.2 and Theorem 10.4.9], if (Y_n) is positive Harris recurrent with invariant probability measure π_0 , then (3.3) holds with $\pi = \pi_0$. \diamond

The following assumptions will be of constant use throughout this work. As usual, $C_b(\mathcal{E}, \mathbb{R})$ stands for continuous and bounded functions from \mathcal{E} to \mathbb{R} .

Assumption A. [A1] \mathcal{A} and \mathcal{B} are compact disjoint sets and $\mathcal{E} = \mathcal{A} \cup \mathcal{B}$.

[A2] K is weak-Feller, meaning that $Kf \in C_b(\mathcal{E}, \mathbb{R})$ whenever $f \in C_b(\mathcal{E}, \mathbb{R})$.

[A3] The kernel K is positive Harris recurrent, and π_0 denotes its unique stationary probability measure.

[A4] $\pi_0(\mathcal{A}) > 0$ and $\pi_0(\mathcal{B}) > 0$.

Remark 3.3 (Assumptions in the case of a diffusion). Returning to the setting of Section 2, one can exhibit conditions on the diffusion (X_t) solution to (2.1) so that Assumption A is satisfied, see Section 6.1. \diamond

Norms and operators. For any test function $f : \mathcal{E} \rightarrow \mathbb{R}$, the supremum norm is as usual $\|f\|_\infty := \sup_{x \in \mathcal{E}} |f(x)|$. The total variation norm of a finite signed measure μ on $(\mathcal{E}, \mathcal{B}(\mathcal{E}))$ is defined by $\|\mu\| := \sup_{\|f\|_\infty \leq 1} \mu f$. Accordingly, given two finite signed measures π and ν , the total variation distance between π and ν is

$$\|\pi - \nu\| = \sup_{\|f\|_\infty \leq 1} (\pi f - \nu f). \quad (3.4)$$

Beware that a classic convention in probability is to define the total variation distance between two probability measures as half of the latter quantity. In the sequel, the operator norm of a finite kernel K acting on test functions is denoted by $\|\cdot\|_\infty$, i.e.,

$$\|K\|_\infty = \sup_{\|f\|_\infty \leq 1} \|Kf\|_\infty = \sup_{x \in \mathcal{E}} \sup_{\|f\|_\infty \leq 1} |Kf(x)| = \sup_{x \in \mathcal{E}} \|K(x, \cdot)\|. \quad (3.5)$$

Finally, for any $\mathcal{C} \in \mathcal{B}(\mathcal{E})$, $\text{id}_{\mathcal{C}}$ is the identity operator on \mathcal{C} , that is

$$\pi \text{id}_{\mathcal{C}} f = \pi f, \quad \forall \pi \text{ measure on } \mathcal{C}, \forall f : \mathcal{C} \rightarrow \mathbb{R} \text{ bounded measurable},$$

and $\mathbf{1}_{\mathcal{C}} : \mathcal{C} \rightarrow \mathbb{R}$ denotes the function defined on \mathcal{C} and identically equal to one on \mathcal{C} .

Markov and sub-Markov kernels. For what follows, we need to consider some restrictions of the Markov kernel K to subsets of \mathcal{E} . Specifically, for any $\mathcal{C}, \mathcal{D} \in \mathcal{B}(\mathcal{E})$, we introduce the nonnegative sub-Markov kernel $K_{\mathcal{C}\mathcal{D}}$ defined for all $x \in \mathcal{C}$ and all $D \in \mathcal{B}(\mathcal{D})$ by

$$K_{\mathcal{C}\mathcal{D}}(x, D) = \int_D K(x, dy).$$

In other words, for any probability π on \mathcal{C} and any test function f on \mathcal{D} , one simply has $\pi K_{\mathcal{C}\mathcal{D}} f = \pi K f$. If $\mathcal{D} = \mathcal{C}$, we just write $K_{\mathcal{C}}$. Using this notation, the transition kernel K can be decomposed as a two-block kernel on $\mathcal{E} = \mathcal{A} \cup \mathcal{B}$ as

$$K = \begin{bmatrix} K_{\mathcal{A}\mathcal{A}} & K_{\mathcal{A}\mathcal{B}} \\ K_{\mathcal{B}\mathcal{A}} & K_{\mathcal{B}\mathcal{B}} \end{bmatrix}. \quad (3.6)$$

Note that for all $x \in \mathcal{A}$ and all $n \geq 0$,

$$\mathbb{P}^x(T_{\mathcal{B}} > n) = \mathbb{P}^x(Y_1 \in \mathcal{A}, \dots, Y_n \in \mathcal{A}) = K_{\mathcal{A}\mathcal{A}}^n \mathbf{1}_{\mathcal{A}}(x). \quad (3.7)$$

Besides, for all $x \in \mathcal{A}$, it is readily seen that

$$K_{\mathcal{A}\mathcal{A}} \mathbf{1}_{\mathcal{A}}(x) + K_{\mathcal{A}\mathcal{B}} \mathbf{1}_{\mathcal{B}}(x) = \mathbf{1}_{\mathcal{A}}(x),$$

which amounts to saying that

$$(\text{id}_{\mathcal{A}} - K_{\mathcal{A}\mathcal{A}}) \mathbf{1}_{\mathcal{A}} = K_{\mathcal{A}\mathcal{B}} \mathbf{1}_{\mathcal{B}}. \quad (3.8)$$

Accordingly, we also have, for any probability distribution π on \mathcal{A} ,

$$\mathbb{P}^\pi(Y_1 \in \mathcal{B}) = \pi K_{\mathcal{A}\mathcal{B}} \mathbf{1}_{\mathcal{B}}. \quad (3.9)$$

Preliminary results on the Markov chain (Y_n) . We give here some important consequences of our assumptions.

Lemma 3.4. *Under Assumption A,*

$$\sup_{x \in \mathcal{A}} \mathbb{P}^x(Y_1 \in \mathcal{B}) > 0 \quad \text{and} \quad \sup_{x \in \mathcal{B}} \mathbb{P}^x(Y_1 \in \mathcal{A}) > 0.$$

Moreover, there exists an integer n such that

$$\inf_{x \in \mathcal{A}} \mathbb{P}^x(T_{\mathcal{B}} \leq n) > 0 \quad \text{and} \quad \inf_{x \in \mathcal{B}} \mathbb{P}^x(T_{\mathcal{A}} \leq n) > 0. \quad (3.10)$$

A simple but crucial consequence of this result is the well-posedness of Poisson equations associated with $K_{\mathcal{A}}$ and $K_{\mathcal{B}}$. By convention, an empty sum is equal to zero. Recall that the space $B(\mathcal{A}, \mathbb{R})$ of test (i.e., bounded and measurable) functions equipped with the supremum norm is a Banach space.

Corollary 3.5. *Under Assumption A, the operator $(\text{id}_{\mathcal{A}} - K_{\mathcal{A}})$ is invertible in the following sense: for any test function g on \mathcal{A} , the unique test function solution of the Poisson boundary value problem*

$$\begin{cases} (\text{id}_{\mathcal{A}} - K_{\mathcal{A}})r(x) = g(x), & x \in \mathcal{A} \\ r(x) = 0, & x \in \mathcal{B} \end{cases} \quad (3.11)$$

is given by

$$r(x) = \mathbb{E}^x \left[\sum_{n=0}^{T_{\mathcal{B}}-1} g(Y_n) \right]. \quad (3.12)$$

Mutatis mutandis, the same result holds for the operator $(\text{id}_{\mathcal{B}} - K_{\mathcal{B}})$.

Hence, for any test function g and all $x \in \mathcal{A}$, one has

$$(\text{id}_{\mathcal{A}} - K_{\mathcal{A}})^{-1}g(x) = \mathbb{E}^x \left[\sum_{n=0}^{T_{\mathcal{B}}-1} g(Y_n) \right],$$

or more generally, for any probability measure π on \mathcal{A} ,

$$\pi(\text{id}_{\mathcal{A}} - K_{\mathcal{A}})^{-1}g = \mathbb{E}^{\pi} \left[\sum_{n=0}^{T_{\mathcal{B}}-1} g(Y_n) \right]. \quad (3.13)$$

Taking $g = \mathbb{1}_{\mathcal{A}}$ yields the next result.

Corollary 3.6. *For all $x \in \mathcal{A}$,*

$$\mathbb{E}^x[T_{\mathcal{B}}] = (\text{id}_{\mathcal{A}} - K_{\mathcal{A}})^{-1}\mathbb{1}_{\mathcal{A}}(x). \quad (3.14)$$

And similarly, for all $x \in \mathcal{B}$, $\mathbb{E}^x[T_{\mathcal{A}}] = (\text{id}_{\mathcal{B}} - K_{\mathcal{B}})^{-1}\mathbb{1}_{\mathcal{B}}(x)$.

Restricted and conditional stationary measures. Given a probability measure π on \mathcal{E} and a Borel set $\mathcal{C} \in \mathcal{B}(\mathcal{E})$ such that $\pi(\mathcal{C}) > 0$, we denote by $\pi^{\mathcal{C}}$ the measure restricted to \mathcal{C} :

$$\pi^{\mathcal{C}}(\mathcal{D}) = \pi(\mathcal{D} \cap \mathcal{C}), \quad \forall \mathcal{D} \in \mathcal{B}(\mathcal{E}),$$

and by $\pi|_{\mathcal{C}}$ the measure conditioned to \mathcal{C} :

$$\pi|_{\mathcal{C}}(\mathcal{D}) = \frac{\pi^{\mathcal{C}}(\mathcal{D})}{\pi(\mathcal{C})} = \frac{\pi(\mathcal{D} \cap \mathcal{C})}{\pi(\mathcal{C})}, \quad \forall \mathcal{D} \in \mathcal{B}(\mathcal{E}). \quad (3.15)$$

In the sequel, we will need various relations involving these restricted and conditional measures. Recall that, under Assumption A, π_0 denotes the unique stationary probability measure of (Y_n) .

Proposition 3.7. *Under Assumption A, we have*

$$\pi_0^{\mathcal{A}}(\text{id}_{\mathcal{A}} - K_{\mathcal{A}}) = \pi_0^{\mathcal{B}} K_{\mathcal{B}\mathcal{A}} \quad (3.16)$$

as well as

$$\pi_{0|\mathcal{A}} = \pi_{0|\mathcal{A}} K_{\mathcal{A}} + \pi_{0|\mathcal{A}} K_{\mathcal{A}\mathcal{B}} (\text{id}_{\mathcal{B}} - K_{\mathcal{B}})^{-1} K_{\mathcal{B}\mathcal{A}}. \quad (3.17)$$

3.2 The reactive entrance process

Under Assumption A, the Markov chain (Y_n) is positive Harris recurrent, hence it will visit the sets \mathcal{A} and \mathcal{B} infinitely often. Remind that we are interested in the transitions of the Markov chain from \mathcal{A} to \mathcal{B} at equilibrium. In this aim, we first introduce the reactive entrance process.

Definition of the reactive entrance process. From the Markov chain (Y_n) living on $\mathcal{E} = \mathcal{A} \cup \mathcal{B}$, one can also define a process in \mathcal{A} monitored only when visiting \mathcal{A} after having reached \mathcal{B} . We call it the reactive entrance process in \mathcal{A} and denote it by (Y_n^{E}) . We recall that $T_{\mathcal{B}}^+ = \inf\{n \geq 1, Y_n \in \mathcal{B}\}$ and define

$$T^{\mathcal{A}} = \inf\{n > T_{\mathcal{B}}^+, Y_n \in \mathcal{A}\},$$

which is the hitting time of \mathcal{A} after having reached \mathcal{B} .

Definition 3.8 (Reactive entrance process). *The reactive entrance process associated with the process (Y_n) is the Markov chain (Y_n^{E}) on \mathcal{A} with transition kernel*

$$K^{\text{E}}(x, \mathcal{C}) = \mathbb{P}^x(Y_{T^{\mathcal{A}}} \in \mathcal{C}) \quad \forall x \in \mathcal{A}, \forall \mathcal{C} \in \mathcal{B}(\mathcal{A}),$$

or, equivalently,

$$K^{\text{E}} = (\text{id}_{\mathcal{A}} - K_{\mathcal{A}})^{-1} K_{\mathcal{A}\mathcal{B}} (\text{id}_{\mathcal{B}} - K_{\mathcal{B}})^{-1} K_{\mathcal{B}\mathcal{A}}.$$

The justification of the second formula is given in Appendix C.

Some properties of the reactive entrance process. Recall that π_0 is the unique invariant probability measure of (Y_n) and, $\forall \mathcal{D} \in \mathcal{B}(\mathcal{E})$,

$$\pi_{0|\mathcal{A}}(\mathcal{D}) = \frac{\pi_0(\mathcal{D} \cap \mathcal{A})}{\pi_0(\mathcal{A})} = \frac{\pi_0^{\mathcal{A}}(\mathcal{D})}{\pi_0(\mathcal{A})}.$$

Proposition 3.9. *Under Assumption A, the reactive entrance process $(Y_n^{\mathcal{E}})$ is positive Harris recurrent with unique invariant probability measure*

$$\nu_{\mathcal{E}} := \frac{\pi_{0|\mathcal{A}}(\text{id}_{\mathcal{A}} - K_{\mathcal{A}})}{\mathbb{P}^{\pi_{0|\mathcal{A}}}(Y_1 \in \mathcal{B})}. \quad (3.18)$$

Equivalently, we have

$$\pi_{0|\mathcal{A}} = \frac{\nu_{\mathcal{E}}(\text{id}_{\mathcal{A}} - K_{\mathcal{A}})^{-1}}{\mathbb{E}^{\nu_{\mathcal{E}}}[T_{\mathcal{B}}]}. \quad (3.19)$$

Starting from $Y_0 = x \in \mathcal{A}$, we define the reactive entrance times by setting $T_0^{\mathcal{A}} = 0$ and, for all $n \geq 0$,

$$T_{n+1}^{\mathcal{B}} = \inf\{m > T_n^{\mathcal{A}}, Y_m \in \mathcal{B}\} \quad \text{and} \quad T_{n+1}^{\mathcal{A}} = \inf\{m > T_{n+1}^{\mathcal{B}}, Y_m \in \mathcal{A}\}.$$

Hence we have $Y_0^{\mathcal{E}} = x$ and, for all $n \geq 1$, $Y_n^{\mathcal{E}} = Y_{T_n^{\mathcal{A}}}$. The following sample-path ergodic property is a consequence of the previous result and of [38, Theorem 4.2.13]. It can be seen as the equivalent of (2.2) for a fixed initial condition x and a broader class of test functions.

Corollary 3.10. *Under Assumption A, for every initial condition $Y_0 = Y_0^{\mathcal{E}} = x \in \mathcal{A}$ and every function $f \in L^1(\nu_{\mathcal{E}})$, one has*

$$\lim_{N \rightarrow \infty} \frac{1}{N} \sum_{n=1}^N f(Y_n^{\mathcal{E}}) = \int_{\mathcal{A}} f(x) \nu_{\mathcal{E}}(dx) \quad \mathbb{P}_x - \text{almost surely}.$$

Remark 3.11 (From the reactive entrance distributions to the original stationary distribution). Switching the roles of \mathcal{A} and \mathcal{B} , the reactive entrance process in \mathcal{B} also admits a unique stationary distribution. Denoting $\nu_{\mathcal{E}}^{\mathcal{B}}$ the stationary distribution of the reactive entrance process in \mathcal{B} , and $\nu_{\mathcal{E}}^{\mathcal{A}}$ the stationary distribution of the reactive entrance process in \mathcal{A} , (3.16), (3.18), and (3.19) imply that

$$\nu_{\mathcal{E}}^{\mathcal{B}} = \frac{\nu_{\mathcal{E}}^{\mathcal{A}}(\text{id}_{\mathcal{A}} - K_{\mathcal{A}})^{-1} K_{\mathcal{A}\mathcal{B}}}{\nu_{\mathcal{E}}^{\mathcal{A}}(\text{id}_{\mathcal{A}} - K_{\mathcal{A}})^{-1} K_{\mathcal{A}\mathcal{B}} \mathbb{1}_{\mathcal{B}}}.$$

Moreover, assuming that both reactive entrance processes are positive Harris recurrent with stationary distributions $\nu_{\mathcal{E}}^{\mathcal{A}}$ and $\nu_{\mathcal{E}}^{\mathcal{B}}$, then the original process (Y_n) is also positive Harris recurrent and its unique stationary distribution satisfies for all $\mathcal{C} \in \mathcal{B}(\mathcal{E})$

$$\pi_0(\mathcal{C}) = \frac{1}{\mathbb{E}^{\nu_{\mathcal{E}}^{\mathcal{A}}}[T_{\mathcal{B}}] + \mathbb{E}^{\nu_{\mathcal{E}}^{\mathcal{B}}}[T_{\mathcal{A}}]} \left(\nu_{\mathcal{E}}^{\mathcal{A}}(\text{id}_{\mathcal{A}} - K_{\mathcal{A}})^{-1} \mathbb{1}_{\mathcal{A} \cap \mathcal{C}} + \nu_{\mathcal{E}}^{\mathcal{B}}(\text{id}_{\mathcal{B}} - K_{\mathcal{B}})^{-1} \mathbb{1}_{\mathcal{B} \cap \mathcal{C}} \right). \quad (3.20)$$

The proof of this formula is detailed in Appendix C. ◇

Remark 3.12 (Reversibility of the reactive entrance process). The fact that K is reversible with respect to π_0 does not imply that K^E is reversible with respect to ν_E . An example of such a situation is given in Appendix B. \diamond

Remark 3.13 (Back to the case of a diffusion process). Returning to the setting of Section 2, (Y_n) can be seen as the reactive entrance process in $\bar{A} \cup \bar{B}$ after visiting Σ , associated with the original diffusion process (X_t) . In connection with Remarks 2.1 and 3.12, the fact that (X_t) is reversible does not imply that (Y_n) is reversible. In addition, notice that (Y_n^E) can be seen as the reactive entrance process of (X_t) in \mathcal{A} after visiting \mathcal{B} , and it does not depend on Σ . Accordingly, as already mentioned, ν_E does not depend on Σ either. \diamond

As already mentioned, since the Markov chain (Y_n) is positive Harris recurrent, it will visit the sets \mathcal{A} and \mathcal{B} infinitely often. We are interested in the transitions of the Markov chain from \mathcal{A} to \mathcal{B} at equilibrium. As justified by Corollary 3.10, when we refer to an average quantity over the paths from A to B at equilibrium, we thus refer to the law of the paths from A to B starting from the reactive entrance distribution ν_E in \mathcal{A} . For a given test function $f : \mathcal{A} \rightarrow \mathbb{R}$, the aim of this work is to estimate the following equilibrium quantity:

$$\mathbb{E}^{\nu_E} \left[\sum_{n=0}^{T_{\mathcal{B}}-1} f(Y_n) \right], \quad (3.21)$$

where $T_{\mathcal{B}} = \inf\{n \geq 0, Y_n \in \mathcal{B}\}$. As explained in Section 2, for an appropriate choice of f and (Y_n) , the quantity (3.21) is the mean reaction time at equilibrium of a diffusion process, see (2.5) and (2.6).

As explained in the introduction, when the sets \mathcal{A} and \mathcal{B} are metastable, simulating directly (3.21) is out of reach because $T_{\mathcal{B}}$ is very large and ν_E is difficult to sample. Nonetheless, when \mathcal{A} is metastable, the process (Y_n) reaches a local equilibrium within \mathcal{A} (namely, a quasi-stationary distribution) before transitioning to \mathcal{B} . In view of this, we will explain why, when replacing ν_E by a quasi-stationary distribution, the quantity (3.21) can be approximated thanks to the Hill relation and rare event sampling methods such as those mentioned in the introduction. In addition, we will quantify the bias introduced when replacing ν_E by a quasi-stationary distribution (see Section 5, Theorem 5.6).

Before proceeding, we need to detail the notions of killed process and π -return process. We refer the reader to Table 1 at the end of Section 3.4 for a summary of the various processes at stake in this paper.

3.3 The killed process

From the process (Y_n) living on $\mathcal{E} = \mathcal{A} \cup \mathcal{B}$, one can define the process (Y_n^Q) killed when leaving \mathcal{A} (or, equivalently, killed when hitting \mathcal{B}).

Definition 3.14 (Killed process). *The killed process when leaving \mathcal{A} associated with the process (Y_n) is the discrete-time process (Y_n^Q) on \mathcal{A} with transition kernel*

$$K_{\mathcal{A}}(x, \mathcal{C}) = \mathbb{P}^x(Y_1^Q \in \mathcal{C}) = \mathbb{P}^x(Y_1 \in \mathcal{C}, T_{\mathcal{B}} > 1) \quad \forall x \in \mathcal{A}, \forall \mathcal{C} \in \mathcal{B}(\mathcal{A}).$$

Assumption A implies that this process does not admit a stationary distribution. Indeed, suppose that π is such a distribution, then from (3.10), there exists an n such that

$$\pi K_{\mathcal{A}}^n \mathbf{1}_{\mathcal{A}} \leq \|K_{\mathcal{A}}^n\|_{\infty} = \sup_{x \in \mathcal{A}} \mathbb{P}^x(T_{\mathcal{B}} > n) < 1,$$

which contradicts the stationarity because $\pi \mathbb{1}_{\mathcal{A}} = 1$. Nevertheless, we may consider the notion of quasi-stationary distribution, which extends the idea of stationary distribution to such sub-Markov kernels.

Definition 3.15 (Quasi-stationary distribution). *A probability distribution π on \mathcal{A} is a quasi-stationary distribution (QSD) for the killed process (Y_n^Q) if for every measurable set $\mathcal{C} \in \mathcal{B}(\mathcal{A})$,*

$$\mathbb{P}^\pi(Y_n \in \mathcal{C}, T_{\mathcal{B}} > n) = \mathbb{P}^\pi(T_{\mathcal{B}} > n) \pi(\mathcal{C}), \quad \forall n \geq 0. \quad (3.22)$$

It turns out that our framework ensures the existence of such a QSD. The following result is well known in various contexts. For example, when (Y_t) is a continuous-time Markov process, it corresponds to Equation (2.18) in [23].

Lemma 3.16. *Under Assumption A, the killed process (Y_n^Q) admits a QSD. Specifically, a probability measure π on \mathcal{A} is a QSD for (Y_n^Q) if and only if there exists $\theta \geq 0$ such that*

$$\pi K_{\mathcal{A}} = \theta \pi,$$

in which case $\theta = \mathbb{P}^\pi(T_{\mathcal{B}} > 1)$.

Remark 3.17 (Degenerate case). Although theoretically possible, the case $\theta = 0$ is of no interest in our context. It occurs when there exists $x \in \mathcal{A}$ such that $\mathbb{P}^x(T_{\mathcal{B}} > 1) = 0$, meaning that if $Y_0 = x$ then $Y_1 \in \mathcal{B}$ almost surely. Therefore, from now on, we assume that

$$\forall x \in \mathcal{A}, \quad \mathbb{P}^x(T_{\mathcal{B}} > 1) > 0, \quad (3.23)$$

which in turn ensures that $\theta > 0$ in Lemma 3.16. \diamond

Remark 3.18 (On the uniqueness of the QSD). As stated in Lemma 3.16, Assumption A implies the existence of a quasi-stationary distribution, but as shown in [10, Section 3.1] there may exist several quasi-stationary distributions. Conditions to ensure the uniqueness can be found for example in [22, 28, 26], see also the recent review article [29]. A simple sufficient condition to get uniqueness is the following so-called two-sided estimate (see for example [22, Section 7.1], [11] and Section D): if for some $n \geq 1$, there exist a constant $C \geq 1$, a probability measure π on \mathcal{A} , and a measurable function $s : \mathcal{A} \rightarrow (0, 1]$ such that, for all $x \in \mathcal{A}$,

$$s(x)\pi(dy) \leq K_{\mathcal{A}}^n(x, dy) \leq C s(x)\pi(dy), \quad (3.24)$$

then the killed Markov chain admits a unique QSD. Notice that (3.24) implies that the so-called Dobrushin ergodic coefficient is smaller than one, which also yields uniqueness of the quasi-stationary distribution, see [31, 29, 28] and [25, Section 12.2]. \diamond

In the sequel, a quasi-stationary distribution for the process (Y_n^Q) will be denoted by ν_Q . We remind that, by (3.23), this implicitly implies that $\mathbb{P}^{\nu_Q}(T_{\mathcal{B}} = 1) < 1$. Let us finally recall a classical result in the literature on quasi-stationary distributions (see e.g. [23, Theorem 2.2] for an equivalent result in a continuous-time setting.)

Lemma 3.19. *Starting from a quasi-stationary distribution ν_Q , the killing time $T_{\mathcal{B}}$ is geometrically distributed with parameter*

$$p = \mathbb{P}^{\nu_Q}(T_{\mathcal{B}} = 1) \in (0, 1).$$

Notice that $p = \nu_Q K_{\mathcal{A}\mathcal{B}} \mathbb{1}_{\mathcal{B}}$ and $1 - p = \nu_Q K_{\mathcal{A}\mathcal{A}} \mathbb{1}_{\mathcal{A}}$.

According to the notation of Lemma 3.16, we thus have $\theta = 1 - p$.

3.4 The π -return process

The π -return process was introduced in [8] in the context of population genetics. In words, the π -return process in \mathcal{A} is a process that evolves exactly like (Y_n) until it hits \mathcal{B} , and is then instantaneously redistributed on \mathcal{A} according to some probability measure π supported on \mathcal{A} . As a consequence, the π -return process can be seen as a process with a sink in \mathcal{B} and a source in \mathcal{A} .

For any nonnegative test function $f : \mathcal{E} \rightarrow \mathbb{R}_+$ and any probability measure π , the outer product $f \otimes \pi$ is the nonnegative operator defined by $(f \otimes \pi)(x, \mathcal{C}) = f(x)\pi(\mathcal{C})$. Here is the formal definition of the π -return process.

Definition 3.20 (π -return process). *Let π and (Y_n) denote respectively a probability measure on \mathcal{A} and a Markov chain on $\mathcal{A} \cup \mathcal{B}$. The π -return process associated to (Y_n) is the Markov chain (Y_n^π) on \mathcal{A} with transition kernel*

$$K^\pi(x, \mathcal{C}) = \mathbb{P}^x(Y_1 \in \mathcal{C}, T_{\mathcal{B}} > 1) + \mathbb{P}^x(Y_1 \in \mathcal{B}) \pi(\mathcal{C}) \quad \forall x \in \mathcal{A}, \forall \mathcal{C} \in \mathcal{B}(\mathcal{A}),$$

or, equivalently,

$$K^\pi = K_{\mathcal{A}} + (K_{\mathcal{A}\mathcal{B}} \mathbf{1}_{\mathcal{B}}) \otimes \pi.$$

The next result shows that the π -return process admits a unique stationary distribution. This relation is known in several contexts. For example, it coincides with: [9, Equation (2.1)] in a finite state space, [35, Equation (2.4)] and [7, Equation (2.3)] in a countable state space, [10, Proposition 4.5] under slightly different assumptions, and [54, Theorem 6] in continuous time.

Proposition 3.21. *Under Assumption A, the π -return process admits a unique stationary distribution, that is*

$$R(\pi) = \frac{\pi(\text{id}_{\mathcal{A}} - K_{\mathcal{A}})^{-1}}{\mathbb{E}^\pi[T_{\mathcal{B}}]}.$$

Before going further, Table 1 recaps the various Markov chains introduced so far. Note that ν_{Q} is not an invariant distribution for the killed process but a quasi-stationary distribution.

Markov chain	State Space	Transition kernel	Invariant Measure
(Y_n) : Initial process	$\mathcal{A} \cup \mathcal{B}$	K	π_0
(Y_n^{Q}) : Process killed when leaving \mathcal{A}	\mathcal{A}	$K_{\mathcal{A}}$	ν_{Q} (QSD)
(Y_n^{E}) : Reactive entrance process	\mathcal{A}	$K^{\text{E}} = (\text{id}_{\mathcal{A}} - K_{\mathcal{A}})^{-1} K_{\mathcal{A}\mathcal{B}} (\text{id}_{\mathcal{B}} - K_{\mathcal{B}})^{-1} K_{\mathcal{B}\mathcal{A}}$	ν_{E}
(Y_n^π) : π -Return process	\mathcal{A}	$K^\pi = K_{\mathcal{A}} + (K_{\mathcal{A}\mathcal{B}} \mathbf{1}_{\mathcal{B}}) \otimes \pi$	$R(\pi)$

Table 1: Summary of the different Markov chains.

4 The Hill relation

Considering a source-sink process at equilibrium, the Hill relation is an equality between the mean reaction time from the source to the sink and the inverse of the probability flux.

The probability flux is the proportion of trajectories starting from one state and reaching the other state within one unit of time. This relation was introduced in biochemistry, see [39, Section 8]. Let us just mention that variations exist depending on how the source-sink process is precisely defined.

4.1 The general Hill relation

In our context, we derive a Hill relation for the π -return process of Section 3.4, in a more general form than the standard one which only considers the mean reaction time.

Proposition 4.1. *Under Assumption A, let π be a probability distribution on \mathcal{A} and consider the π -return process together with its stationary distribution $R(\pi)$. Then, for any test function $f : \mathcal{A} \rightarrow \mathbb{R}$,*

$$\mathbb{E}^\pi \left[\sum_{n=0}^{T_{\mathcal{B}}-1} f(Y_n) \right] = \frac{R(\pi)f}{\mathbb{P}^{R(\pi)}(Y_1 \in \mathcal{B})}. \quad (4.1)$$

The classical Hill relation is obtained by setting $f = \mathbb{1}_{\mathcal{A}}$, that is

$$\mathbb{E}^\pi[T_{\mathcal{B}}] = \frac{1}{\mathbb{P}^{R(\pi)}(Y_1 \in \mathcal{B})}.$$

Remark 4.2 (On other source-sink processes). For related results, we refer to [3, Theorem A.1] where a Hill relation is derived for a slightly different source-sink process than the π -return process (Y_n^π) considered here. \diamond

To compute the quantity of interest, namely

$$\mathbb{E}^{\nu_E} \left[\sum_{n=0}^{T_{\mathcal{B}}-1} f(Y_n) \right], \quad (4.2)$$

it is natural to apply the Hill relation to $\pi = \nu_E$, where ν_E is the reactive entrance distribution in \mathcal{A} . However, this requires to identify $R(\nu_E)$. This is the purpose of the next section.

4.2 The Hill relation and the reactive entrance distribution

Thanks to the explicit formulas obtained previously for $R(\pi)$ and ν_E , the Hill relation applied to the reactive entrance distribution yields a first useful expression to compute (4.2). Putting Proposition 3.21 and (3.19) together indeed provides the following result. Recall that $\pi_{0|\mathcal{A}}$ was defined in (3.15).

Corollary 4.3. *The stationary distribution of the ν_E -return process is the stationary distribution π_0 conditioned to \mathcal{A} :*

$$R(\nu_E) = \pi_{0|\mathcal{A}}.$$

In particular, the Hill relation yields

$$\mathbb{E}^{\nu_E} \left[\sum_{n=0}^{T_{\mathcal{B}}-1} f(Y_n) \right] = \frac{\pi_{0|\mathcal{A}}f}{\mathbb{P}^{\pi_{0|\mathcal{A}}}(Y_1 \in \mathcal{B})}. \quad (4.3)$$

Remark 4.4 (Connection with potential theory). In the specific case where \mathcal{E} is discrete and K is reversible with respect to π_0 , Equation (4.3) is very similar to [15, Equation (7.1.37)], using (3.12). In this context, $\mathbb{P}^{\pi_0|\mathcal{A}}(Y_1 \in \mathcal{B})$ is denoted $\text{cap}(\mathcal{A}, \mathcal{B})$, and called the capacity between \mathcal{A} and \mathcal{B} . In addition, $h_{\mathcal{A}, \mathcal{B}}$ in [15, Equation (7.1.37)] is simply $\mathbf{1}_{\mathcal{A}}$ since the state space is $\mathcal{E} = \mathcal{A} \cup \mathcal{B}$. In potential theory, the measure ν_E is called the last-exit biased distribution. In this respect, Proposition 4.1 generalizes [15, Equation (7.1.37)] to any π -return process, without assuming reversibility nor a discrete space setting. \diamond

From a numerical point of view, the interest of the Hill formula is that the right-hand side of (4.3) does not involve $T_{\mathcal{B}}$ (which is typically very large) anymore. Accordingly, in the framework of Section 2, there is no need to simulate a whole path, but only reactive trajectories starting from $\pi_0|_{\mathcal{A}}$.

However, sampling according to $\pi_0|_{\mathcal{A}}$ can be a very difficult task since, in general, no analytical formula for $\pi_0|_{\mathcal{A}}$ is known (see however Remark 2.3 on the Langevin process). Therefore, it requires sampling from the stationary state of the initial process, which is computationally demanding when \mathcal{A} and \mathcal{B} are metastable.

Nevertheless, considering the metastability of \mathcal{A} , it seems intuitively sensible that a good approximation of $\mathbb{E}^{\nu_E} \left[\sum_{n=0}^{T_{\mathcal{B}}-1} f(Y_n) \right]$ is $\mathbb{E}^{\nu_Q} \left[\sum_{n=0}^{T_{\mathcal{B}}-1} f(Y_n) \right]$ where ν_Q is a QSD of the original process in \mathcal{A} , as introduced in Section 3.3 above. We will see in the next section that this leads to a formula which is even easier to use numerically.

4.3 The Hill relation and quasi-stationary distributions

It is well-known that a QSD is a fixed point of the map R introduced in Proposition 3.21 (see for example [35, Proposition 2.1] and [10, Lemma 4.3] for similar results in slightly different contexts): ν_Q is a QSD in \mathcal{A} if and only if ν_Q is the stationary law of the ν_Q -return process. This has a nice consequence when applied to the Hill relation, as stated in the next result.

Proposition 4.5. *A probability measure π is a quasi-stationary distribution for the process (Y_n^Q) killed when leaving \mathcal{A} if and only if π is a stationary distribution of the π -return process, i.e.,*

$$\pi = R(\pi).$$

Therefore, under Assumption A, there exists a (not necessarily unique) probability measure π such that $\pi = R(\pi)$. In particular, if ν_Q is a QSD, then for any test function $f : \mathcal{A} \mapsto \mathbb{R}$ the Hill relation writes

$$\mathbb{E}^{\nu_Q} \left[\sum_{n=0}^{T_{\mathcal{B}}-1} f(Y_n) \right] = \frac{\nu_Q f}{\mathbb{P}^{\nu_Q}(Y_1 \in \mathcal{B})}. \quad (4.4)$$

Remark 4.6 (Connection with Wald's equation). A general version of Wald's identity is the following: consider a sequence of integrable random variables (X_n) with same mean, a nonnegative integer-valued and integrable random variable N , and assume that for all $n \geq 0$, $\mathbb{E}[X_n \mathbf{1}_{N \geq n}] = \mathbb{E}[X_n] \mathbb{P}(N \geq n)$ and $\sum_{n=1}^{\infty} \mathbb{E}[|X_n| \mathbf{1}_{N \geq n}] < \infty$, then

$$\mathbb{E} \left[\sum_{n=1}^N X_n \right] = \mathbb{E}[N] \mathbb{E}[X_1].$$

Interestingly, (4.4) might be regarded as a consequence of this identity, while the general Hill relation (4.1) can be considered as a similar relation in a different setting. \diamond

If one admits, as will be justified in Section 5, that ν_Q is a good approximation of ν_E when \mathcal{A} is metastable, the right-hand side of (4.4) is then a very efficient way to approximate the quantity of interest (4.2), that is

$$\mathbb{E}^{\nu_E} \left[\sum_{n=0}^{T_{\mathcal{B}}-1} f(Y_n) \right].$$

Compared to (4.3), the interest is that ν_Q is easier to sample than $\pi_{0|\mathcal{A}}$ since it does not require to observe transitions to \mathcal{B} . To illustrate the practical interest of (4.4), Section 6.2 provides some insights on how this can be used for estimating reaction times for diffusions.

5 On the biasing error introduced when replacing ν_E by ν_Q

As explained in the previous section, for numerical purposes, it is natural to approximate the quantity of interest $\mathbb{E}^{\nu_E} \left[\sum_{n=0}^{T_{\mathcal{B}}-1} f(Y_n) \right]$ by $\mathbb{E}^{\nu_Q} \left[\sum_{n=0}^{T_{\mathcal{B}}-1} f(Y_n) \right]$, where ν_Q is a QSD as introduced in Section 3.3. The objective of this section is thus to quantify the biasing error introduced by this approximation. More precisely, we would like a sharp estimate of the relative biasing error between these two quantities. Using the Hill relations (4.3) and (4.4), the relative biasing error satisfies, for any test function $f : \mathcal{A} \rightarrow \mathbb{R}$,

$$\left| \frac{\mathbb{E}^{\nu_E} \left[\sum_{n=0}^{T_{\mathcal{B}}-1} f(Y_n) \right] - \mathbb{E}^{\nu_Q} \left[\sum_{n=0}^{T_{\mathcal{B}}-1} f(Y_n) \right]}{\mathbb{E}^{\nu_E} \left[\sum_{n=0}^{T_{\mathcal{B}}-1} f(Y_n) \right]} \right| = \left| 1 - \frac{\mathbb{P}^{\pi_{0|\mathcal{A}}}(Y_1 \in \mathcal{B}) \nu_Q f}{\mathbb{P}^{\nu_Q}(Y_1 \in \mathcal{B}) \pi_{0|\mathcal{A}} f} \right|. \quad (5.1)$$

Intuitively, one expects that the relative biasing error will be small if the time needed to reach \mathcal{B} is much longer than the time needed to relax to a local equilibrium within \mathcal{A} , namely the time for the process conditioned to stay in \mathcal{A} to reach the quasi-stationary distribution.

Therefore, the main idea is to introduce two timescales: the timescale to observe a transition from \mathcal{A} to \mathcal{B} , and the timescale to reach the QSD starting from ν_E , denoted by T_Q^E . This is the subject of Sections 5.1 and 5.2. Once this is done, we show in Section 5.3 that the biasing error (5.1) is small when the former is much larger than the latter. Finally, Section 5.4 proposes two ways to estimate T_Q^E .

5.1 A lower bound for the reaction time

Let us introduce

$$p^+ = \sup_{x \in \mathcal{A}} \mathbb{P}^x(Y_1 \in \mathcal{B}). \quad (5.2)$$

Under Assumption A, we know from Lemma 3.4 that $p^+ > 0$.

Lemma 5.1. *Under Assumption A, for all $x \in \mathcal{A}$, one has*

$$\frac{1}{p^+} \leq \mathbb{E}^x[T_{\mathcal{B}}].$$

In the following, we will use $1/p^+$ as a measure of the time for a transition from \mathcal{A} to \mathcal{B} . The previous lemma only shows that $1/p^+$ is a lower bound of the mean reaction time to \mathcal{B} . In Section A.2, we will check on a simple example that $1/p^+$ indeed yields to a sharp estimate of the biasing error (5.1), as stated in Theorem 5.6, in the sense that it cannot be replaced by $1/\mathbb{P}^{\nu_Q}(Y_1 \in \mathcal{B})$ or $1/\mathbb{P}^{\pi_{0|\mathcal{A}}}(Y_1 \in \mathcal{B})$.

5.2 Relaxation time to a QSD

Definition of the relaxation time T_Q^E to a QSD. Under Assumption A, let ν_Q be a QSD for the process killed when leaving \mathcal{A} . We define the relaxation time to ν_Q through the ν_Q -return process $(Y_n^{\nu_Q})$ starting from ν_E . Specifically, let us define the signed kernel H_Q by

$$H_Q = (\text{id}_{\mathcal{A}} - K_{\mathcal{A}})^{-1}(\text{id}_{\mathcal{A}} - \mathbb{1}_{\mathcal{A}} \otimes \nu_Q), \quad (5.3)$$

or, equivalently, for any test function $f : \mathcal{A} \rightarrow \mathbb{R}$ and any $x \in \mathcal{A}$:

$$H_Q f(x) = \mathbb{E}^x \left[\sum_{n=0}^{T_{\mathcal{B}}-1} \{f(Y_n) - \nu_Q f\} \right]. \quad (5.4)$$

The equivalence between (5.3) and (5.4) is again a consequence of Corollary 3.5. The relaxation time to the QSD ν_Q in \mathcal{A} starting from ν_E is then defined as

$$T_Q^E = \|\nu_E H_Q\|. \quad (5.5)$$

Let us also define a uniform relaxation time to the QSD by

$$T_Q = \|H_Q\|_{\infty} = \sup_{x \in \mathcal{A}} \|H_Q(x, \cdot)\| < \infty. \quad (5.6)$$

Proposition 5.2. *Under Assumption A, we have*

$$H_Q f(x) = \sum_{n=0}^{\infty} \mathbb{E}^x [f(Y_n^{\nu_Q}) - \nu_Q f], \quad (5.7)$$

and

$$T_Q^E \leq T_Q \leq 2\|(\text{id}_{\mathcal{A}} - K_{\mathcal{A}})^{-1}\|_{\infty}.$$

Why is T_Q^E a sensible measure of the relaxation time to a QSD? The next result shows that the time for the process conditioned to stay in \mathcal{A} to converge to the QSD is closely related to the time for the ν_Q -return process to reach its equilibrium.

Lemma 5.3. *For any probability measure μ on \mathcal{A} , any test function f , and all $n \geq 0$, one has*

$$\mathbb{E}^{\mu} [f(Y_n^{\nu_Q}) - \nu_Q f] = \left(\mathbb{E}^{\mu} [f(Y_n) | T_{\mathcal{B}} > n] - \nu_Q f \right) \mathbb{P}^{\mu}(T_{\mathcal{B}} > n). \quad (5.8)$$

As a consequence, denoting $\mathcal{L}^{\mu}(\cdot)$ the law of a process with initial distribution μ , we get

$$\|\mathcal{L}^{\mu}(Y_n^{\nu_Q}) - \nu_Q\| \leq \|\mathcal{L}^{\mu}(Y_n | T_{\mathcal{B}} > n) - \nu_Q\|.$$

Using these estimates with $\mu = \nu_E$, one obtains in particular

$$T_Q^E \leq \sum_{n=0}^{\infty} \|\mathcal{L}^{\nu_E}(Y_n | T_{\mathcal{B}} > n) - \nu_Q\|.$$

Let us comment on the result of Lemma 5.3, see Equation (5.8). It shows that the convergence of the ν_Q -return process to ν_Q occurs if the process $(Y_n)_{n \geq 0}$ conditioned to stay in \mathcal{A} converges to ν_Q , or if the process $(Y_n)_{n \geq 0}$ reaches \mathcal{B} (all these processes starting from μ). In our context, we consider metastable situations where transitions to \mathcal{B} are rare: $\mathbb{P}^{\mu}(T_{\mathcal{B}} > n) \geq (1 - p^+)^n$ with $p^+ \ll 1$. In this case, the convergence of the ν_Q -return process to ν_Q is more related to the distance to ν_Q of the process $(Y_n)_{n \geq 0}$ conditioned to stay in \mathcal{A} , than to the probability for the process $(Y_n)_{n \geq 0}$ to reach \mathcal{B} .

Remark 5.4 (Interpretation of T_Q). Let us recall that a randomized stopping time for $(Y_n^{\nu_Q})$ is a stopping time with respect to a possibly enlarged version of the filtration generated by the random variables $(Y_n^{\nu_Q})$. Then, following [1], define for $0 < c < 1$

$$T_{\text{stop}}(c) = \sup_x \inf_T \{ \mathbb{E}^x[T] \text{ where } T \text{ is a randomized stopping time s.t. } \|\mathcal{L}^x(Y_T^{\nu_Q}) - \nu_Q\| \leq c \}. \quad (5.9)$$

From [1, Theorem 1], it is known that if T_Q or $T_{\text{stop}}(c)$ (for some $0 < c < 1$) is finite then T_Q and $T_{\text{stop}}(c)$ are equivalent in the sense that

$$T_{\text{stop}}(c) \leq \frac{4}{c^2} T_Q < \frac{8}{c^2(1-c)} T_{\text{stop}}(c). \quad (5.10)$$

As a consequence, T_Q quantifies the time for the ν_Q -return process to converge to ν_Q , uniformly over the initial condition. \diamond

5.3 A general bound on the relative biasing error

In this section, we prove Theorem 5.6 which gives an upper bound on the relative biasing error introduced in (5.1) by using the two time scales introduced above: $1/p^+$ as a measure of the time to observe a transition from \mathcal{A} to \mathcal{B} , and T_Q^E as a measure of the time to relax to the QSD. The proof of Theorem 5.6 relies on the following estimate of the difference between a quasi-stationary distribution and the conditional stationary distribution.

Lemma 5.5. *Let $\pi_{0|\mathcal{A}}$ be the stationary distribution π_0 conditioned to \mathcal{A} , and ν_Q be a QSD for the killed process (Y_n^Q) . Then one has*

$$\|\pi_{0|\mathcal{A}} - \nu_Q\| = \mathbb{P}^{\pi_{0|\mathcal{A}}}(Y_1 \in \mathcal{B}) T_Q^E, \quad (5.11)$$

where T_Q^E denotes the relaxation time defined by (5.5).

We are now in a position to state the main mathematical result of this work.

Theorem 5.6. *Let ν_Q be a QSD for the process killed when leaving \mathcal{A} and let us assume that $p^+ T_Q^E < 1$, where p^+ is defined by (5.2) and T_Q^E by (5.5). Then the relative biasing error introduced in (5.1) is bounded as follows:*

$$\left| \frac{\mathbb{E}^{\nu_E} \left[\sum_{n=0}^{T_{\mathcal{B}}-1} f(Y_n) \right] - \mathbb{E}^{\nu_Q} \left[\sum_{n=0}^{T_{\mathcal{B}}-1} f(Y_n) \right]}{\mathbb{E}^{\nu_E} \left[\sum_{n=0}^{T_{\mathcal{B}}-1} f(Y_n) \right]} \right| \leq \frac{p^+ T_Q^E}{1 - p^+ T_Q^E} \left(1 + \frac{\|f\|_\infty}{|\pi_{0|\mathcal{A}} f|} \right). \quad (5.12)$$

The upper bound in (5.12) shows that the relative biasing error is small if $T_Q^E \ll 1/p^+$, namely if the timescale associated with the relaxation time to the QSD in \mathcal{A} is small compared to the timescale associated with the transition time from \mathcal{A} to \mathcal{B} . Notice that the result holds for any QSD ν_Q , T_Q^E being the associated convergence time for the ν_Q -return process starting from ν_E . We refer to Appendix A for a discussion on the sharpness of the biasing error estimate (5.12), and in particular to Appendix A.1 for a situation with two QSDs.

5.4 On practical estimates of T_Q^E

We discuss in this section two ways to estimate T_Q^E .

Quasi-ergodicity. The first one is based on the notion of quasi-ergodicity.

Assumption B (Quasi-ergodicity). There exist a QSD ν_Q in \mathcal{A} and a constant $\eta < \infty$ such that

$$\sum_{n \geq 0} \|\mathcal{L}^{\nu_E}(Y_n | T_{\mathcal{B}} > n) - \nu_Q\| \leq \eta.$$

Quasi-ergodicity provides an elementary bound on the relaxation time T_Q^E .

Proposition 5.7. *Under Assumptions A and B, the relaxation time T_Q^E to the QSD ν_Q satisfies*

$$T_Q^E \leq \eta.$$

Geometric ergodicity. A stronger assumption is the geometric convergence of the conditioned process starting from ν_E to a QSD ν_Q . This provides a second manner to estimate T_Q^E .

Assumption C (Geometric ergodicity). There exist a QSD ν_Q , a constant $\alpha < \infty$, and a constant $\rho \in (0, 1)$ such that, for all $n \geq 0$,

$$\|\mathcal{L}^{\nu_E}(Y_n | T_{\mathcal{B}} > n) - \nu_Q\| \leq \alpha \rho^n.$$

Lemma 5.3 shows that, under Assumption C, we have the upcoming result.

Lemma 5.8. *Under Assumptions A and C, the relaxation time satisfies*

$$T_Q^E \leq \frac{\alpha}{1 - \rho}. \quad (5.13)$$

Uniform geometric ergodicity. In practice, it may be easier to prove a stronger assumption than Assumption C, namely the uniform geometric ergodicity, which writes:

Assumption D (Uniform geometric ergodicity). There exist a QSD ν_Q , a constant $\alpha < \infty$, and a constant $\rho \in (0, 1)$ such that, for all $n \geq 0$,

$$\sup_{x \in \mathcal{A}} \|\mathcal{L}^x(Y_n | T_{\mathcal{B}} > n) - \nu_Q\| \leq \alpha \rho^n. \quad (5.14)$$

With our definition (3.4) of the total variation distance, one can prove that necessarily, in Assumption D, one has $\alpha \geq 1$, provided that \mathcal{A} is not reduced to a single point. The uniform geometric ergodicity (5.14) is for example a consequence of the two-sided condition stated in Equation (3.24) as will be illustrated in the upcoming section (see Section D, [12], [22, Section 7.1], and [6, 42]). As already mentioned in Remark 3.18, Equation (3.24) actually implies that the so-called Dobrushin ergodic coefficient is smaller than one, which also yields the uniform geometric ergodicity (5.14), see [28] and [25, Section 12.2]. For a thorough review of sufficient conditions to get (5.14), we refer to the recent review paper [29]. One can verify that if (5.14) is satisfied, then for any initial distribution ν on \mathcal{A} ,

$$\|\mathcal{L}^{\nu}(Y_n | T_{\mathcal{B}} > n) - \nu_Q\| \leq \alpha \rho^n.$$

In particular, Assumption D implies the uniqueness of the quasi-stationary distribution as well as Assumption C and thus (5.13). Actually, under (5.14), one can prove the following equivalent of Lemma 5.8:

Lemma 5.9. *Under Assumptions A and D, the relaxation time satisfies*

$$T_Q^E \leq T_Q \leq \min \left\{ \frac{\alpha}{1-\rho}, \inf_{0 < c < 1} \frac{2}{1-c} \left\lceil \frac{\ln(c\alpha^{-1})}{\ln(\rho)} \right\rceil \right\}.$$

where $\lceil \cdot \rceil$ denotes the ceiling function. As a consequence, T_Q is upper-bounded by $\min(\alpha, 2)$ when ρ tends to 0.

6 Back to the case of a diffusion process

6.1 Verifying assumptions A and D

The setting in this section is the same as in Section 2: the Markov chain (Y_n) is defined by (2.4) from a diffusion process (X_t) satisfying (2.1). Let us recall that the functions f and g in (2.1) are assumed to be smooth (globally Lipschitz is enough to get the Feynman-Kac representations formulas in the proof of Proposition 6.1 below) and such that (X_t) is ergodic with respect to a stationary measure which gives a non-zero probability to the sets A and B . The sets A and B are thus visited infinitely often and the Markov chain (Y_n) is then well defined for all $n \geq 0$.

The purpose of the upcoming result is to exhibit some sufficient assumptions on the diffusion (X_t) for the associated Markov chain (Y_n) to satisfy Assumptions A and D. Let us emphasize that we stick to a relatively simple set of assumptions (smooth Lipschitz coefficients, elliptic diffusion) for the sake of simplicity, but we expect the result to be true for much more general diffusions, including the Langevin dynamics (1.1), see also Remark 2.3. The objective here is just to illustrate how Assumptions A and D can be obtained in practice in a simple setting.

Proposition 6.1. *Let us assume that the domains A and B are chosen such that Assumption [A1] on \mathcal{A} and \mathcal{B} is satisfied, meaning that $\mathcal{A} = \partial A$ and $\mathcal{B} = \partial B$ are compact disjoint sets and $\mathcal{E} = \mathcal{A} \cup \mathcal{B}$. Let us assume moreover that the infinitesimal generator of (X_t) satisfying (2.1) is elliptic, in the sense that*

$$\exists \lambda, \Lambda > 0, \forall x \in \mathbb{R}^d, \lambda \leq gg^T(x) \leq \Lambda. \quad (6.1)$$

Then, the associated Markov chain (Y_n) defined by (2.4) satisfies Assumptions A and D.

6.2 Numerical counterparts of the Hill relation

Returning to the setting and notation of Section 2, see Equation (2.5), let us consider the case where $f = \Delta$ in Equation (4.4) in order to approximate the reaction time T_{AB} in Equation (2.6). We first rewrite the right-hand side of (4.4) as follows:

$$\begin{aligned} \mathbb{E}^{\nu_Q} \left[\sum_{n=0}^{T_{\mathcal{B}}-1} \Delta(Y_n) \right] &= \frac{\mathbb{E}^{\nu_Q}[\Delta(Y_0)\mathbf{1}_{Y_1 \in \mathcal{A}}]}{\mathbb{P}^{\nu_Q}(Y_1 \in \mathcal{B})} + \frac{\mathbb{E}^{\nu_Q}[\Delta(Y_0)\mathbf{1}_{Y_1 \in \mathcal{B}}]}{\mathbb{P}^{\nu_Q}(Y_1 \in \mathcal{B})} \\ &= \mathbb{E}^{\nu_Q}[\Delta(Y_0)|Y_1 \in \mathcal{A}] \left(\frac{1}{\mathbb{P}^{\nu_Q}(Y_1 \in \mathcal{B})} - 1 \right) + \mathbb{E}^{\nu_Q}[\Delta(Y_0)|Y_1 \in \mathcal{B}]. \end{aligned} \quad (6.2)$$

The terms in (6.2) can be computed as follows:

- $\mathbb{E}^{\nu_Q}[\Delta(Y_0)|Y_1 \in \mathcal{A}]$ is the mean time of a loop starting from ν_Q on \mathcal{A} to Σ and then back to \mathcal{A} (without having touched \mathcal{B} in-between, which is anyway a rare event which is thus not observed in practice in direct simulation). It can be estimated by brute force Monte Carlo, provided that one is able to sample from the QSD ν_Q . In practice, sampling from the QSD is typically done by direct simulations of the trajectories, using the fact that in our context, the process conditioned to stay in \mathcal{A} quickly reaches the QSD, and rarely visits \mathcal{B} from \mathcal{A} . As explained above, this can be formalized mathematically (see the assumption in Theorem 5.6, and the discussion in Section 5.4 on practical estimates of the relaxation time to the QSD T_Q^E). Therefore, sampling ν_Q and estimating $\mathbb{E}^{\nu_Q}[\Delta(Y_0)|Y_1 \in \mathcal{A}]$ are done simultaneously by simulating the stationary state obtained from successive loops from \mathcal{A} to Σ and then back to \mathcal{A} (which indeed do not visit \mathcal{B} in-between). Notice that samples from ν_Q will also be used to estimate the quantities at stake in the next two items.
- $\mathbb{P}^{\nu_Q}(Y_1 \in \mathcal{B})$ is the probability to observe a trajectory that starts from ν_Q on \mathcal{A} and directly goes to \mathcal{B} without going back to \mathcal{A} once Σ is crossed. This probability is typically very small, but can be efficiently estimated using rare event simulation methods such as splitting techniques (see for example Forward Flux Sampling [2] or Adaptive Multilevel Splitting [16, 18, 50]).
- $\mathbb{E}^{\nu_Q}[\Delta(Y_0)|Y_1 \in \mathcal{B}]$ is the mean duration of a reactive trajectory that, starting from ν_Q on \mathcal{A} , crosses Σ and then goes to \mathcal{B} without going back to \mathcal{A} . Again, this is a quantity associated to the rare event $\{Y_1 \in \mathcal{B}\}$. As such, it can be approximated together with $\mathbb{P}^{\nu_Q}(Y_1 \in \mathcal{B})$, using the algorithms mentioned in the previous item.

Notice that formula (6.2) is exactly [18, Equation (10)] and very close to [2, Equation (6)] (where the duration of the reactive path is neglected), for example. In [2], this formula is called the “effective positive flux” formulation of the rate constant, and it is mentioned that this formula is used in combination with Forward Flux Sampling or Transition Interface Sampling to get an estimate of the rate (which is the inverse of the reaction time). The mathematical setting presented here as well as Theorem 5.6 thus give in particular rigorous foundations to empirical methods that have been used in the literature to estimate reaction times on various molecular systems.

As explained in Section 2, the submanifold Σ that is used to define the Markov chain (Y_n) can be seen as a tuning parameter: the reaction time T_{AB} is the same whatever this choice. As Σ is chosen further and further from A , it is expected that the bias introduced when replacing ν_E by ν_Q (analysed in Section 5) gets larger and larger since the underlying assumption that an equilibrium between A and Σ is reached before the transition becomes less justified. Moreover, the sampling of ν_Q becomes more costly for the loops between A and Σ are more expensive to simulate. Nonetheless, when Σ gets further from A , the probability to observe a transition to B rather than to A becomes larger, and thus easier to estimate. In this respect, it would be interesting to discuss if some general recommendations on the choice of Σ could be given, taking into account the bias, the variance, and the algorithmic cost of the involved estimators. Concerning the variance of the estimators, we refer to [44, Chapter 3] for a discussion of importance sampling methods which greatly reduce the variance of averages over the reactive path ensemble.

Finally, let us mention that, in (6.2), the first term is typically much larger than the second one in most situations of interest. For example, this is made explicit in [17] for an overdamped Langevin dynamics in dimension 1 when the temperature parameter T goes

to zero.

A Sharpness of the relative biasing error bound

In this section, we illustrate the sharpness of the bound in Theorem 5.6 thanks to two discrete-time models.

A.1 A toy example

Setting. Consider the Markov chain (Y_n) on $\{1, 2, 3\}$ with transition matrix

$$K = \begin{bmatrix} 1-p & 0 & p \\ q & 1-q & 0 \\ 0 & r & 1-r \end{bmatrix}.$$

where the parameters p , q , and r all belong to $(0, 1)$. Let $\mathcal{A} := \{1, 2\}$ and $\mathcal{B} := \{3\}$, so that $p^+ := \sup_{x \in \mathcal{A}} \mathbb{P}^x(Y_1 \in \mathcal{B}) = p$ and $\nu_E = [0, 1]$. \mathcal{A} and \mathcal{B} are metastable if $p \ll 1$ and $r \ll 1$. On this elementary example, a probabilistic reasoning on geometric laws straightforwardly gives $\mathbb{E}^{\nu_E}[T_{\mathcal{B}}] = \frac{1}{p} + \frac{1}{q}$. This may also be checked through direct computation since (3.14) implies that the mean hitting time of \mathcal{B} starting from a law ν on \mathcal{A} can be expressed as

$$\mathbb{E}^{\nu}[T_{\mathcal{B}}] = \nu(\text{id}_{\mathcal{A}} - K_{\mathcal{A}})^{-1} \mathbf{1}_{\mathcal{A}}.$$

One may also see that

$$\mathcal{L}^1(Y_n | T_{\mathcal{B}} > n) = [1, 0],$$

and

$$\mathcal{L}^2(Y_n | T_{\mathcal{B}} > n) = \frac{1}{\frac{q}{q-p}(1-p)^n - \frac{p}{q-p}(1-q)^n} \left[\frac{q}{q-p} ((1-p)^n - (1-q)^n), (1-q)^n \right].$$

The eigenvalues $\lambda_1 = (1-p)$ and $\lambda_2 = (1-q)$ of $K_{\mathcal{A}}$ are respectively associated to the left eigenmeasures $\nu_1 = [1, 0]$ and $\nu_2 = [q/p, 1-q/p]$. Consequently, if $0 < p \leq q < 1$, ν_1 is the only quasi-stationary distribution for the process killed when leaving \mathcal{A} , and

$$H_1 := (\text{id}_{\mathcal{A}} - K_{\mathcal{A}})^{-1}(\text{id}_{\mathcal{A}} - \mathbf{1}_{\mathcal{A}} \otimes \nu_1) = \frac{1}{q} \begin{bmatrix} 0 & 0 \\ -1 & 1 \end{bmatrix}.$$

Hence, we get

$$T_1 := \|H_1\|_{\infty} = \sup_{x \in \mathcal{A}} \|H_1(x, \cdot)\| = \frac{2}{q} = \|\nu_E H_1\| =: T_1^E.$$

On the opposite, if $0 < q < p < 1$, there are two quasi-stationary distributions, namely ν_1 and ν_2 . This time, we still have $T_1 := \|H_1\|_{\infty} = \frac{2}{q} = \|\nu_E H_1\| =: T_1^E$. However, we shall also consider

$$H_2 := (\text{id}_{\mathcal{A}} - K_{\mathcal{A}})^{-1}(\text{id}_{\mathcal{A}} - \mathbf{1}_{\mathcal{A}} \otimes \nu_2) = \frac{1}{p} \begin{bmatrix} 1-q/p & q/p-1 \\ -q/p & q/p \end{bmatrix},$$

and deduce

$$T_2 := \|H_2\|_{\infty} = \sup_{x \in \mathcal{A}} \|H_2(x, \cdot)\| = \frac{2}{p} \max(1-q/p, q/p),$$

whereas $T_2^E := \|\nu_E H_2\| = 2q/p^2$.

The case $0 < p \leq q < 1$. In this situation, as just mentioned, ν_1 is the only QSD. Clearly, we have $\mathbb{E}^{\nu_1}[T_{\mathcal{B}}] = \frac{1}{p}$, and the relative biasing error (5.1) is thus simply

$$\frac{|\mathbb{E}^{\nu_E}[T_{\mathcal{B}}] - \mathbb{E}^{\nu_Q}[T_{\mathcal{B}}]|}{\mathbb{E}^{\nu_E}[T_{\mathcal{B}}]} = \frac{p}{p+q}.$$

Since $p^+ = p$ and $T_1 = T_1^E = 2/q$, the requirement $p^+T_1^E < 1$ of Theorem 5.6 is satisfied as soon as $p < q/2$. Accordingly, let us consider the regime $p^+T_1^E \ll 1$, i.e., $p \ll q$. On the one hand, one gets

$$\frac{|\mathbb{E}^{\nu_E}[T_{\mathcal{B}}] - \mathbb{E}^{\nu_1}[T_{\mathcal{B}}]|}{\mathbb{E}^{\nu_E}[T_{\mathcal{B}}]} \sim \frac{p}{q}.$$

On the other hand, the bound on the relative biasing error given by (5.12) scales like (take $f = \mathbb{1}_{\mathcal{A}}$):

$$2\frac{p^+T_1}{1-p^+T_1} = 4\frac{p}{q-2p} \sim 4\frac{p}{q}.$$

This illustrates the sharpness of the bound in Theorem 5.6, even in a case where ν_E differs a lot from the QSD ν_1 , meaning that they have disjoint supports.

Additionally, one can verify that Assumption D of uniform geometric ergodicity is fulfilled with $\alpha = 2$ and $\rho = (1-q)/(1-p)$. Indeed, standard computations reveal that, for all $n \geq 0$ and all initial condition $x \in \mathcal{A}$,

$$\|\mathcal{L}^x(Y_n|T_{\mathcal{B}} > n) - \nu_1\| = 2\frac{1}{1 + \frac{q}{q-p} \left(\left(\frac{1-p}{1-q} \right)^n - 1 \right)} \leq 2 \left(\frac{1-q}{1-p} \right)^n.$$

Considering the upper bound in Lemma 5.9 with $\alpha = 2$ and $\rho = (1-q)/(1-p)$, one can then numerically check that, for any $0 < p < q < 1$,

$$\min \left\{ \frac{\alpha}{1-\rho}, \inf_{0 < c < 1} \frac{2}{1-c} \left\lceil \frac{\ln(c\alpha^{-1})}{\ln(\rho)} \right\rceil \right\} = \frac{\alpha}{1-\rho} = 2\frac{1-p}{q-p}.$$

We retrieve the fact that the latter is always larger than $T_1 = 2/q$. More interestingly, in the regime $p \ll q$, we have

$$\frac{\alpha}{1-\rho} = 2\frac{1-p}{q-p} \sim \frac{2}{q} = T_1.$$

The case $0 < q < p < 1$. This time, ν_1 and ν_2 are the two quasi-stationary distributions of the process killed when leaving \mathcal{A} . As such, Assumption D cannot be fulfilled. One may notice that Assumption C is not satisfied for ν_1 because

$$\|\mathcal{L}^{\nu_E}(Y_n|T_{\mathcal{B}} > n) - \nu_1\| = \|\mathcal{L}^2(Y_n|T_{\mathcal{B}} > n) - \nu_1\| \geq 2\frac{p-q}{p},$$

but the inequality

$$\|\mathcal{L}^{\nu_E}(Y_n|T_{\mathcal{B}} > n) - \nu_2\| = 2\frac{p-q}{p} \frac{1}{\frac{2}{q} \left(\frac{1-q}{1-p} \right)^n - 1} \leq 2\frac{q}{p} \left(\frac{1-p}{1-q} \right)^n$$

shows that Assumption C is fulfilled for ν_2 with $\alpha = 2q/p$ and $\rho = (1-p)/(1-q)$. This is consistent with Lemma 5.8, which tells us that the relaxation time $T_2^E = 2q/p^2$ to ν_2 , starting from the reactive entrance distribution ν_E , satisfies

$$T_2^E \leq \frac{\alpha}{1-\rho} = 2\frac{q(1-q)}{p(p-q)},$$

and it is also worth noting that, in the regime $q \ll p$, this bound is tight.

Concerning the relative biasing errors, as before, we have

$$\frac{|\mathbb{E}^{\nu_E}[T_{\mathcal{B}}] - \mathbb{E}^{\nu_1}[T_{\mathcal{B}}]|}{\mathbb{E}^{\nu_E}[T_{\mathcal{B}}]} = \frac{p}{p+q}.$$

Recall that $T_1 = T_1^E = 2/q$, hence the condition $p^+ T_1^E < 1$ is never satisfied when $0 < q < p < 1$. Nevertheless, since $T_2^E = 2q/p^2$, the condition $p^+ T_2^E < 1$ is satisfied as soon as $q < p/2$. Thus, under this condition, Theorem 5.6 yields

$$\frac{|\mathbb{E}^{\nu_E}[T_{\mathcal{B}}] - \mathbb{E}^{\nu_2}[T_{\mathcal{B}}]|}{\mathbb{E}^{\nu_E}[T_{\mathcal{B}}]} = \frac{q}{p+q},$$

and for the right-hand side

$$2 \frac{p^+ T_2^E}{1 - p^+ T_2^E} = 4 \frac{q}{p - 2q}.$$

We can remark that, in the regime $q \ll p$, up to a multiplicative factor equal to 4, the upper-bound is sharp. Finally, since $T_2 = 2 \max(1 - q/p, q/p)/p$, the condition $p^+ T_2 < 1$ is never fulfilled, and this illustrates the importance of using T_2^E rather than T_2 to measure the convergence time to the QSD.

A.2 On the choice of $1/p^+$ to measure the reaction time

The objective of this section is to answer to two questions related to the three quantities: $\mathbb{P}^{\nu_Q}(Y_1 \in \mathcal{B})$, $\mathbb{P}^{\pi_{0|\mathcal{A}}}(Y_1 \in \mathcal{B})$ and p^+ defined by (5.2), and their use as a measure of the mean reaction time to \mathcal{B} . The first question is: Is $\mathbb{P}^{\nu_Q}(Y_1 \in \mathcal{B})$ always larger than $\mathbb{P}^{\pi_{0|\mathcal{A}}}(Y_1 \in \mathcal{B})$? For the toy model introduced in Appendix A.1 the probability $p = \mathbb{P}^{\nu_Q}(Y_1 \in \mathcal{B})$ indeed satisfies $p = p^+ > \mathbb{P}^{\pi_{0|\mathcal{A}}}(Y_1 \in \mathcal{B})$. The second and more important question is: Is $1/p^+$ a too pessimistic measure of the reaction time to \mathcal{B} , and, in particular, is the relative biasing error proportional to $p T_Q^E$ or $\mathbb{P}^{\pi_{0|\mathcal{A}}}(Y_1 \in \mathcal{B}) T_Q^E$ instead of the upper bound $p^+ T_Q^E$ obtained in Theorem 5.6? It turns out that the answers to both questions are no, as will be shown in this section on a toy example. Finally, Remark A.1 discusses the upper-bound given by Lemma 5.9.

Setting. Consider the Markov chain on $\{1, 2, 3\}$ with $\mathcal{A} = \{1, 2\}$ and $\mathcal{B} = \{3\}$, with transition matrix

$$K = \begin{bmatrix} 1 - 4a & 3a & a \\ 2b & 1 - 3b & b \\ a & a & 1 - 2a \end{bmatrix},$$

where $0 < b < a < 1/4$, so that $p^+ := \sup_{x \in \mathcal{A}} \mathbb{P}^x(Y_1 \in \mathcal{B}) = a$. One can also notice that $\nu_E = [1/2, 1/2]$.

Properties of the killed chain and QSD. Consider the process killed when leaving \mathcal{A} , whose sub-stochastic transition matrix is given by

$$K_{\mathcal{A}} = \begin{bmatrix} 1 - 4a & 3a \\ 2b & 1 - 3b \end{bmatrix}.$$

The eigenvalues of $K_{\mathcal{A}}$ are $\lambda_{1/2} = 1 - \frac{4a+3b \pm \sqrt{16a^2+9b^2}}{2}$, with $\lambda_2 < \lambda_1$. Computing the left eigenvectors associated to these eigenvalues, one can check that the Markov chain admits a unique quasi-stationary distribution in \mathcal{A} , namely

$$\nu_Q = \frac{1}{a-b}[p-b, a-p], \quad (\text{A.1})$$

which is associated to the largest eigenvalue $\lambda_1 = 1 - p$, where

$$p = \mathbb{P}^{\nu_Q}(Y_1 \in \mathcal{B}) = \frac{4a + 3b - \sqrt{16a^2 + 9b^2}}{2}.$$

Indeed, it is readily seen that for $0 < b < a$, ν_Q is a probability distribution since $p - b > 0$ and $a - p > 0$. The left eigenvector corresponding to the eigenvalue λ_2 cannot be chosen to be nonnegative so that, according to Lemma 3.16, ν_Q is the unique quasi-stationary distribution. Now, using Lemma 3.19, one has

$$\mathbb{E}^{\nu_Q}[T_{\mathcal{B}}] = \frac{1}{p} > \frac{2}{3b}. \quad (\text{A.2})$$

Properties of $\pi_{0|\mathcal{A}}$. From K we obtain $\pi_0 = [5b, 7a, 6b]/(7a + 11b)$ and deduce

$$\pi_{0|\mathcal{A}} = \frac{1}{7a + 5b}[5b, 7a].$$

Therefore

$$\mathbb{P}^{\pi_{0|\mathcal{A}}}(Y_1 \in \mathcal{B}) = \frac{12ab}{7a + 5b}. \quad (\text{A.3})$$

When $0 < b < a/5$, one always has

$$\mathbb{P}^{\pi_{0|\mathcal{A}}}(Y_1 \in \mathcal{B}) > 3b/2 > \mathbb{P}^{\nu_Q}(Y_1 \in \mathcal{B}). \quad (\text{A.4})$$

This answers negatively to the first question asked at the beginning of this section.

Computation of the relative biasing error (5.1). For this Markov chain, the Hill relation with the reactive entrance distribution (using Equation (4.3) with $f = \mathbb{1}_{\mathcal{A}}$) gives

$$\mathbb{E}^{\nu_E}[T_{\mathcal{B}}] = \frac{1}{\mathbb{P}^{\pi_{0|\mathcal{A}}}(Y_1 \in \mathcal{B})} = \frac{7a + 5b}{12ab}.$$

Therefore, if $0 < b < a/5$,

$$\mathbb{E}^{\nu_E}[T_{\mathcal{B}}] < \frac{2}{3b} < \mathbb{E}^{\nu_Q}[T_{\mathcal{B}}].$$

Since $\mathbb{P}^{\pi_{0|\mathcal{A}}}(Y_1 \in \mathcal{B}) > \mathbb{P}^{\nu_Q}(Y_1 \in \mathcal{B})$, the relative biasing error between mean hitting times satisfies

$$\left| \frac{\mathbb{E}^{\nu_E}[T_{\mathcal{B}}] - \mathbb{E}^{\nu_Q}[T_{\mathcal{B}}]}{\mathbb{E}^{\nu_E}[T_{\mathcal{B}}]} \right| = \frac{\mathbb{P}^{\pi_{0|\mathcal{A}}}(Y_1 \in \mathcal{B})}{\mathbb{P}^{\nu_Q}(Y_1 \in \mathcal{B})} - 1. \quad (\text{A.5})$$

Relaxation time T_Q^E . For this Markov chain, one can compute the relaxation time

$$T_Q^E = \|\nu_E(\text{id}_A - K_A)^{-1}(\text{id}_A - \mathbb{1}_A \otimes \nu_Q)\|.$$

Indeed, since

$$(\text{id}_A - K_A)^{-1} = \frac{1}{6ab} \begin{bmatrix} 3b & 3a \\ 2b & 4a \end{bmatrix},$$

and as ν_Q is given by (A.1), we are led to

$$(\text{id}_A - K_A)^{-1}(\text{id}_A - \mathbb{1}_A \otimes \nu_Q) = \frac{1}{6ab(a-b)} \begin{bmatrix} 6ab - 3p(a+b) & -6ab + 3p(a+b) \\ 6ab - 2p(2a+b) & -6ab + 2p(2a+b) \end{bmatrix} \quad (\text{A.6})$$

so that, since $\nu_E = [\frac{1}{2}, \frac{1}{2}]$,

$$\nu_E(\text{id}_A - K_A)^{-1}(\text{id}_A - \mathbb{1}_A \otimes \nu_Q) = \frac{12ab - p(7a + 5b)}{12ab(a-b)} [1, -1]$$

and

$$T_Q^E = \left| \frac{12ab - p(7a + 5b)}{6ab(a-b)} \right|.$$

Since $p < 3b/2$ by (A.2), one gets that, when $0 < b < a/5$,

$$T_Q^E = \frac{12ab - p(7a + 5b)}{6ab(a-b)} < \frac{2}{a-b}. \quad (\text{A.7})$$

Is pT_Q^E an upper bound for (5.1)? Using (A.2), one obtains

$$\frac{1}{pT_Q^E} > \frac{a-b}{3b}. \quad (\text{A.8})$$

From (A.3), (A.4), and (A.5), one also deduces

$$\left| \frac{\mathbb{E}^{\nu_E}[T_B] - \mathbb{E}^{\nu_Q}[T_B]}{\mathbb{E}^{\nu_E}[T_B]} \right| > \frac{12ab}{7a+5b} \frac{2}{3b} - 1 = \frac{a-5b}{7a+5b}. \quad (\text{A.9})$$

Combining (A.8) and (A.9), one can check that

$$\frac{1}{pT_Q^E} \left| \frac{\mathbb{E}^{\nu_E}[T_B] - \mathbb{E}^{\nu_Q}[T_B]}{\mathbb{E}^{\nu_E}[T_B]} \right| > \frac{a-b}{3b} \frac{a-5b}{7a+5b} = \frac{a}{3b} \left(1 - \frac{b}{a} \right) \frac{1 - 5\frac{b}{a}}{7 + 5\frac{b}{a}}$$

which is unbounded when $b = o(a)$. Therefore, pT_Q^E is not a bound for the relative biasing error (5.1).

Is $\mathbb{P}^{\pi_{0|A}}(Y_1 \in \mathcal{B}) T_Q^E$ an upper bound for (5.1)? One has

$$\frac{1}{\mathbb{P}^{\pi_{0|A}}(Y_1 \in \mathcal{B}) T_Q^E} \left| \frac{\mathbb{E}^{\nu_E}[T_B] - \mathbb{E}^{\nu_Q}[T_B]}{\mathbb{E}^{\nu_E}[T_B]} \right| > \frac{(a-b)(a-5b)}{24ab}$$

and the right-hand side is unbounded when $b = o(a)$. Therefore, $\mathbb{P}^{\pi_{0|A}}(Y_1 \in \mathcal{B}) T_Q^E$ is not either a bound for the relative biasing error (5.1).

In conclusion, for this Markov chain, the relative biasing error is not proportional to pT_Q^E nor $\mathbb{P}^{\pi_{0|A}}(Y_1 \in \mathcal{B}) T_Q^E$ in the regime $b = o(a)$. This answers negatively to the second question asked at the beginning of this section, and illustrates again the sharpness of our bias estimate.

Remark A.1 (About Lemma 5.9.). Let $\nu_{1/2}$, $u_{1/2}$ denote respectively left and right eigenvectors of $K_{\mathcal{A}}$ associated with the eigenvalues $\lambda_{1/2}$. We can take

$$\nu_1 = \frac{1}{a-b} [p-b, a-p], \quad u_1 = \frac{1}{2p-(4a+3b)} [p-(3a+3b), p-(4a+2b)]^T$$

and

$$\nu_2 = \frac{1}{a-b} [(4a+2b)-p, p-(3a+3b)], \quad u_2 = \frac{1}{2p-(4a+3b)} [p-a, p-b]^T$$

so that $\nu_Q = \nu_1$. Next, note that the law of Y_n conditioned to stay in \mathcal{A} with initial distribution μ (row vector) can be written

$$\mathcal{L}^\mu(Y_n | T_{\mathcal{B}} > n) = \frac{\mu K_{\mathcal{A}}^n}{\mu K_{\mathcal{A}}^n [1, 1]^T}.$$

Using the spectral decomposition

$$K_{\mathcal{A}} = \lambda_1 u_1 \nu_Q + \lambda_2 u_2 \nu_2,$$

one obtains

$$\mathcal{L}^\mu(Y_n | T_{\mathcal{B}} > n) = \nu_Q + \frac{1}{1 + \left(\frac{\lambda_1}{\lambda_2}\right)^n \frac{\mu u_1}{\mu u_2}} (\nu_2 - \nu_Q),$$

and, therefore,

$$\|\mathcal{L}^\mu(Y_n | T_{\mathcal{B}} > n) - \nu_Q\| = \frac{1}{\left|1 + \left(\frac{\lambda_1}{\lambda_2}\right)^n \frac{\mu u_1}{\mu u_2}\right|} \|\nu_2 - \nu_Q\|.$$

From now on, let us focus on the case $b = o(a)$. Then, we have in particular that $p \sim 3b/2$, $\lambda_1 \sim 1$, and $\lambda_2 \sim 1 - 4a > 0$, so that $\rho := \frac{\lambda_2}{\lambda_1} \sim 1 - 4a$. One may also notice that

$$\|\nu_2 - \nu_Q\| = \frac{2(4a + 3b - 2p)}{a-b} \sim 8.$$

Next, let us successively consider the initial conditions $x = 1$ and $x = 2$. On the one hand, if $\mu = \delta_1 = [1, 0]$, then

$$\frac{\mu u_1}{\mu u_2} = \frac{\delta_1 u_1}{\delta_1 u_2} = \frac{(3a + 3b) - p}{a - p} \sim 3 > 0,$$

which yields, for all $n \geq 0$,

$$\|\mathcal{L}^1(Y_n | T_{\mathcal{B}} > n) - \nu_Q\| = \frac{1}{1 + \left(\frac{\lambda_1}{\lambda_2}\right)^n \frac{\delta_1 u_1}{\delta_1 u_2}} \|\nu_2 - \nu_Q\| \leq \frac{\delta_1 u_2}{\delta_1 u_1} \|\nu_2 - \nu_Q\| \rho^n.$$

On the other hand, if $\mu = \delta_2 = [0, 1]$, then

$$\frac{\mu u_1}{\mu u_2} = \frac{\delta_2 u_1}{\delta_2 u_2} = \frac{p - (4a + 2b)}{p - b} \sim \frac{-8a}{b},$$

which is smaller than -1 in the regime $b = o(a)$ and it is readily seen that, for all $n \geq 0$,

$$\|\mathcal{L}^2(Y_n | T_{\mathcal{B}} > n) - \nu_Q\| = \frac{1}{\left(\frac{\lambda_1}{\lambda_2}\right)^n \left|\frac{\delta_2 u_1}{\delta_2 u_2}\right| - 1} \|\nu_2 - \nu_Q\| \leq \frac{1}{\left|\frac{\delta_2 u_1}{\delta_2 u_2}\right| - 1} \|\nu_2 - \nu_Q\| \rho^n.$$

Putting all things together, we conclude that Assumption D is fulfilled, namely

$$\forall x \in \mathcal{A}, \forall n \geq 0, \|\mathcal{L}^x(Y_n | T_{\mathcal{B}} > n) - \nu_Q\| \leq \alpha \rho^n,$$

with $\rho = \frac{\lambda_2}{\lambda_1} \sim 1 - 4a$, and

$$\alpha := \max \left(\frac{1}{\left| \frac{\delta_2 u_1}{\delta_2 u_2} \right| - 1}, \frac{\delta_1 u_2}{\delta_1 u_1} \right) \|\nu_2 - \nu_Q\| = \frac{\delta_1 u_2}{\delta_1 u_1} \|\nu_2 - \nu_Q\| \sim \frac{8}{3}.$$

In particular, considering the upper bound in Lemma 5.9, we have $\frac{\alpha}{1-\rho} \sim \frac{2}{3a} > 2$ since $a < 1/4$, and

$$\inf_{0 < c < 1} \frac{2}{1-c} \left\lceil \frac{\ln(c\alpha^{-1})}{\ln(\rho)} \right\rceil \xrightarrow{a \rightarrow \frac{1}{4}} 2.$$

Considering the relaxation times in Lemma 5.9, recall from (A.7) that

$$T_Q^E = \frac{12ab - p(7a + 5b)}{6ab(a - b)} \sim \frac{1}{4a},$$

and, by (A.6),

$$T_Q = \frac{1}{3ab(a - b)} \max(|6ab - 3p(a + b)|, |6ab - 2p(2a + b)|) \sim \frac{1}{2a} \xrightarrow{a \rightarrow \frac{1}{4}} 2.$$

This gives an example where the upper-bound in Lemma 5.9 is reached by the right-hand term, and not by $\alpha/(1 - \rho)$.

◇

B About the reversibility of the reactive entrance process

We consider the situation where $\mathcal{E} = \{1, 2, \dots, 5\}$ endowed with the discrete topology. Let a, b, c, d be four strictly positive real numbers attached to the edges of the weighted undirected graph G on Figure 3. For i, j in \mathcal{E} , the weight w_{ij} is the value of the edge (i, j) if it exists and zero otherwise. From this graph, let us consider the Markov chain on \mathcal{E} with transition probability matrix

$$K_{ij} = \frac{w_{ij}}{\sum_{k=1}^5 w_{ik}} \quad \forall i, j \in \mathcal{E}.$$

Therefore, the transition matrix is

$$K = \begin{bmatrix} 0 & \frac{a}{a+b+2d} & \frac{b}{a+b+2d} & \frac{d}{a+b+2d} & \frac{d}{a+b+2d} \\ \frac{a}{a+c} & 0 & 0 & 0 & \frac{c}{a+c} \\ \frac{b}{b+c} & 0 & 0 & \frac{c}{b+c} & 0 \\ \frac{d}{c+d} & 0 & \frac{c}{c+d} & 0 & 0 \\ \frac{d}{c+d} & \frac{c}{c+d} & 0 & 0 & 0 \end{bmatrix}.$$

Assumption A is clearly satisfied for this Markov chain which, by construction, is reversible with respect to its invariant distribution π_0 given by

$$\pi_0^i = \frac{\sum_{k=1}^5 w_{ik}}{\sum_{\ell=1}^5 \sum_{k=1}^5 w_{\ell k}} \quad \forall i \in \mathcal{E}.$$

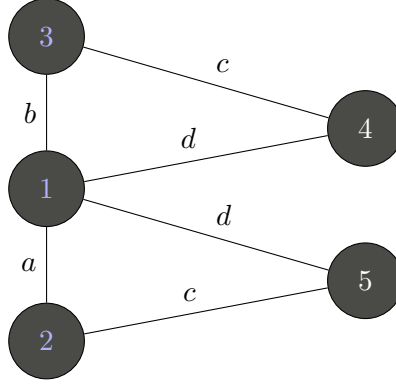


Figure 3: Graph of a reversible Markov chain on $\{1, 2, \dots, 5\}$ which is non-reversible with respect to its reactive entrance distribution in $\mathcal{A} = \{1, 2, 3\}$.

Thus,

$$\pi_0 = \frac{1}{2a + 2b + 4c + 4d} [a + b + 2d, a + c, b + c, c + d, c + d].$$

Taking $\mathcal{A} = \{1, 2, 3\}$ and $\mathcal{B} = \{4, 5\}$, the reactive entrance distribution given by (3.18) is

$$\nu_E = \frac{1}{2(c + d)} [2d, c, c].$$

One can check that the process described by (Y_n^E) is non-reversible with respect to ν_E . Indeed, let us denote by K^E its 3×3 transition matrix. To show that the entrance process is non-reversible with respect to ν_E , we just have to verify that $K_{32}^E \neq K_{23}^E$, which is true when $a \neq b$ since we deduce from Definition 3.8 that

$$K_{32}^E = \frac{abcd + abc^2 + bc^2d}{(a + b + 2d)(a + c)(b + c)(c + d)},$$

whereas

$$K_{23}^E = \frac{abcd + abc^2 + ac^2d}{(a + b + 2d)(a + c)(b + c)(c + d)}.$$

C Proofs

Proof of Lemma 3.4

The fact that $\sup_{x \in \mathcal{A}} \mathbb{P}^x(Y_1 \in \mathcal{B}) > 0$ is a direct consequence of Assumptions [A3] and [A4]. Next, suppose that for all $n \in \mathbb{N}$, we have $\inf_{x \in \mathcal{A}} \mathbb{P}^x(T_{\mathcal{B}} \leq n) = 0$. Then, one could exhibit a sequence $(x_n) \in \mathcal{A}$ such that, for all n , we would have $\mathbb{P}^{x_n}(T_{\mathcal{B}} \leq n) \leq 1/n$. Hence, for all $m \leq n$, $\mathbb{P}^{x_n}(T_{\mathcal{B}} \leq m) \leq 1/n$. By compactness of \mathcal{A} (see Assumption [A1]), up to extracting a subsequence of (x_n) , there exists $\bar{x} \in \mathcal{A}$ such that $x_n \rightarrow \bar{x}$. Now, as \mathcal{A} and \mathcal{B} are disjoint compact sets, the mapping $x \mapsto \mathbf{1}_{\mathcal{A}}(x)$ is continuous and so is $x \mapsto K\mathbf{1}_{\mathcal{A}}(x)$ by Assumption [A2]. Since $K = K_{\mathcal{A}}$ on \mathcal{A} and $(x_n) \in \mathcal{A}$, we deduce from (3.7) that the mapping $x \mapsto \mathbb{P}^x(T_{\mathcal{B}} \leq m) = 1 - K_{\mathcal{A}}^m \mathbf{1}_{\mathcal{A}}(x)$ is continuous on \mathcal{A} , so that

$$\forall m \in \mathbb{N}, \quad \mathbb{P}^{\bar{x}}(T_{\mathcal{B}} \leq m) \leq \lim_{n \rightarrow \infty} \frac{1}{n} = 0.$$

Thus $\mathbb{P}^x(T_{\mathcal{B}} < \infty) = 0$, which is in contradiction with the π_0 -irreducibility Assumption [A3] and Equation (3.1). Thus, we can conclude that there exists an integer n such that $\inf_{x \in \mathcal{A}} \mathbb{P}^x(T_{\mathcal{B}} \leq n) > 0$.

Proof of Corollary 3.5

Let us first prove that the operator $(\text{id}_{\mathcal{A}} - K_{\mathcal{A}})$ is invertible. By (3.10), let n_0 be such that $\inf_{x \in \mathcal{A}} \mathbb{P}^x(T_{\mathcal{B}} \leq n_0) > 0$. Then, by definition of the operator norm defined in (3.5) and thanks to (3.7), we are led to

$$\|K_{\mathcal{A}}^{n_0}\|_{\infty} = \sup_{x \in \mathcal{A}} K_{\mathcal{A}}^{n_0} \mathbf{1}_{\mathcal{A}}(x) = \sup_{x \in \mathcal{A}} \mathbb{P}^x(T_{\mathcal{B}} > n_0) < 1.$$

Hence, the inequality

$$\sum_{n=0}^{\infty} \|K_{\mathcal{A}}^n\|_{\infty} = \sum_{m=0}^{n_0-1} \sum_{\ell=0}^{\infty} \|K_{\mathcal{A}}^{\ell n_0 + m}\|_{\infty} \leq \sum_{m=0}^{n_0-1} \|K_{\mathcal{A}}^m\|_{\infty} \sum_{\ell=0}^{\infty} (\|K_{\mathcal{A}}^{n_0}\|_{\infty})^{\ell} \quad (\text{C.1})$$

ensures that the series $\sum_n \|K_{\mathcal{A}}^n\|_{\infty}$ converges and $(\text{id}_{\mathcal{A}} - K_{\mathcal{A}})$ is indeed invertible as an operator on the Banach space $(B(\mathcal{A}, \mathbb{R}), \|\cdot\|_{\infty})$. The uniqueness of the solution to (3.11) is then immediate since the operator $(\text{id}_{\mathcal{A}} - K_{\mathcal{A}})$ is invertible. Moreover,

$$r(x) = (\text{id}_{\mathcal{A}} - K_{\mathcal{A}})^{-1} g(x) = \sum_{n \geq 0} K_{\mathcal{A}}^n g(x) = \sum_{n \geq 0} \mathbb{E}^x[g(Y_n) \mathbf{1}_{T_{\mathcal{B}} > n}].$$

To deduce (3.12), it remains to apply Fubini's theorem, which is possible since

$$\sum_{n \geq 0} \mathbb{E}^x[|g(Y_n) \mathbf{1}_{T_{\mathcal{B}} > n}|] \leq \|g\|_{\infty} \sum_{n \geq 0} K_{\mathcal{A}}^n \mathbf{1}_{\mathcal{A}}(x) \leq \|g\|_{\infty} \sum_n \|K_{\mathcal{A}}^n\|_{\infty} < \infty.$$

Proof of Proposition 3.7

Since $\pi_0 K = \pi_0$, one just has to consider the two-block decomposition (3.6) to deduce that

$$\pi_0^{\mathcal{A}}(\text{id}_{\mathcal{A}} - K_{\mathcal{A}}) = \pi_0^{\mathcal{B}} K_{\mathcal{B}\mathcal{A}}.$$

From this, by switching the roles of \mathcal{A} and \mathcal{B} and taking into account that $(\text{id}_{\mathcal{B}} - K_{\mathcal{B}})$ is invertible, we immediately get

$$\pi_0^{\mathcal{B}} = \pi_0^{\mathcal{A}} K_{\mathcal{A}\mathcal{B}} (\text{id}_{\mathcal{B}} - K_{\mathcal{B}})^{-1},$$

so that putting all things together yields

$$\pi_0^{\mathcal{A}}(\text{id}_{\mathcal{A}} - K_{\mathcal{A}}) = \pi_0^{\mathcal{A}} K_{\mathcal{A}\mathcal{B}} (\text{id}_{\mathcal{B}} - K_{\mathcal{B}})^{-1} K_{\mathcal{B}\mathcal{A}}.$$

Since $\pi_0(\mathcal{A}) > 0$, it suffices to divide both terms by $\pi_0(\mathcal{A})$ to obtain (3.17).

Proof of the equivalence in Definition 3.8

Let us check that both definitions coincide. Using the strong Markov property, one obtains that for all $x \in \mathcal{A}$ and all $\mathcal{C} \in \mathcal{B}(\mathcal{A})$

$$\mathbb{P}^x(Y_{T^{\mathcal{A}}} \in \mathcal{C}) = \int_{\mathcal{B}} \mathbb{P}^x(Y_{T_{\mathcal{B}}^+} \in dy) \mathbb{P}^y(Y_{T_{\mathcal{A}}^+} \in \mathcal{C}).$$

The first term in this integral can be decomposed as

$$\mathbb{P}^x(Y_{T_{\mathcal{B}}^+} \in dy) = \sum_{n=0}^{\infty} \int_{\mathcal{A}} K_{\mathcal{A}}^n(x, dx') K_{\mathcal{AB}}(x', dy),$$

which amounts to saying that

$$\mathbb{P}^x(Y_{T_{\mathcal{B}}^+} \in dy) = [(\text{id}_{\mathcal{A}} - K_{\mathcal{A}})^{-1} K_{\mathcal{AB}}](x, dy).$$

In the same vein, we may write

$$\mathbb{P}^y(Y_{T_{\mathcal{A}}^+} \in \mathcal{C}) = [(\text{id}_{\mathcal{B}} - K_{\mathcal{B}})^{-1} K_{\mathcal{BA}}](y, \mathcal{C}),$$

so that, finally,

$$\mathbb{P}^x(Y_{T^{\mathcal{A}}} \in \mathcal{C}) = [(\text{id}_{\mathcal{A}} - K_{\mathcal{A}})^{-1} K_{\mathcal{AB}} (\text{id}_{\mathcal{B}} - K_{\mathcal{B}})^{-1} K_{\mathcal{BA}}](x, \mathcal{C}).$$

This shows the equivalence between the formulations of $K^{\mathbb{E}}$ in Definition 3.8.

Proof of Proposition 3.9

The chain $(Y_n^{\mathbb{E}})$ inherits the positive Harris recurrent property from the original Markov chain (Y_n) . The proof can be done in two steps. First, let us show that the Markov chain $Z_n = (Y_n, Y_{n+1})$ defined on $\mathcal{E} \times \mathcal{E}$ is Harris recurrent for the probability measure $\pi_0 \otimes K$, where $\pi_0 \otimes K(dx_0, dx_1) = \pi_0(dx_0)K(x_0, dx_1)$ and π_0 is the equilibrium measure for (Y_n) . Let us consider a measurable set $\overline{\mathcal{C}} \subset \mathcal{E} \times \mathcal{E}$ such that $\pi_0 \otimes K(\overline{\mathcal{C}}) > 0$. We would like to check that, almost surely, (Z_n) visits infinitely often the set $\overline{\mathcal{C}}$. Let us define

$$\mathcal{C} = \{x \in \mathcal{E}, K(x, \overline{\mathcal{C}}_x) > 0\} \text{ where } \overline{\mathcal{C}}_x = \{y \in \mathcal{E}, (x, y) \in \overline{\mathcal{C}}\}.$$

One can check that $\pi_0(\mathcal{C}) > 0$. Indeed, $0 < \pi_0 \otimes K(\overline{\mathcal{C}}) = \int_{x \in \mathcal{C}} \pi_0(dx) K(x, \overline{\mathcal{C}}_x)$ which implies $\pi_0(\mathcal{C}) > 0$. Let us now introduce, for $k \geq 1$

$$\mathcal{C}_k = \{x \in \mathcal{E}, K(x, \overline{\mathcal{C}}_x) \geq 1/k\}$$

so that $\mathcal{C} = \cup_{k \geq 1} \mathcal{C}_k$ (increasing union). One has $\lim_{k \rightarrow \infty} \pi_0(\mathcal{C}_k) = \pi_0(\mathcal{C}) > 0$ and let us therefore fix a $k \geq 1$ such that $\pi_0(\mathcal{C}_k) > 0$. By the Harris recurrence property and Remark 3.2, almost surely, (Y_n) visits infinitely often the set \mathcal{C}_k , and each time $Y_n \in \mathcal{C}_k$, there is a probability at least $1/k$ for Y_{n+1} to be in $\overline{\mathcal{C}}_{Y_n}$, and thus for (Y_n, Y_{n+1}) to be in $\overline{\mathcal{C}}$. This implies that (Z_n) visits $\overline{\mathcal{C}}$ infinitely often, almost surely. This concludes the proof of the Harris recurrence of (Y_n, Y_{n+1}) . In particular, (Y_n, Y_{n+1}) admits a unique invariant probability measure, which obviously is $\pi_0 \otimes K$, for which the Harris recurrence property holds, by Remark 3.2.

In a second step, let us now conclude that (Y_n^E) is Harris recurrent for the following probability measure on \mathcal{A} : $\pi_0^{\mathcal{B}} K_{\mathcal{B}\mathcal{A}} / \pi_0^{\mathcal{B}} K_{\mathcal{B}\mathcal{A}}(\mathcal{A})$. Let $x \in \mathcal{A}$ and $\mathcal{C} \subset \mathcal{A}$ such that $\pi_0^{\mathcal{B}} K_{\mathcal{B}\mathcal{A}}(\mathcal{C}) > 0$. Let us fix the initial conditions $Y_0 = Y_0^E = x$, and let us introduce $\overline{\mathcal{C}} = \mathcal{B} \times \mathcal{C}$. One checks that $\pi_0 \otimes K(\overline{\mathcal{C}}) = \pi_0^{\mathcal{B}} K_{\mathcal{B}\mathcal{A}}(\mathcal{C}) > 0$. Thus, almost surely, (Y_n, Y_{n+1}) visits infinitely often $\overline{\mathcal{C}}$, and this in turn implies that (Y_n^E) visits infinitely often \mathcal{C} , which concludes the proof of the Harris recurrence of (Y_n^E) .

As a consequence, by Proposition 3.1, (Y_n^E) admits, up to a multiplicative constant, a unique invariant measure. Since

$$K^E = (\text{id}_{\mathcal{A}} - K_{\mathcal{A}})^{-1} K_{\mathcal{A}\mathcal{B}} (\text{id}_{\mathcal{B}} - K_{\mathcal{B}})^{-1} K_{\mathcal{B}\mathcal{A}},$$

and, by (3.17),

$$\pi_{0|\mathcal{A}}(\text{id}_{\mathcal{A}} - K_{\mathcal{A}}) = \pi_{0|\mathcal{A}} K_{\mathcal{A}\mathcal{B}} (\text{id}_{\mathcal{B}} - K_{\mathcal{B}})^{-1} K_{\mathcal{B}\mathcal{A}},$$

we see that this invariant measure is $\pi_{0|\mathcal{A}}(\text{id}_{\mathcal{A}} - K_{\mathcal{A}})$. To normalize it, just notice that, via (3.8),

$$\pi_{0|\mathcal{A}}(\text{id}_{\mathcal{A}} - K_{\mathcal{A}}) \mathbb{1}_{\mathcal{A}} = \pi_{0|\mathcal{A}} K_{\mathcal{A}\mathcal{B}} \mathbb{1}_{\mathcal{B}} = \mathbb{P}^{\pi_{0|\mathcal{A}}}(Y_1 \in \mathcal{B}).$$

To deduce (3.19) from (3.18), it suffices to apply (3.14).

Proof of Remark 3.11

Let us give the proof of (3.20). Notice first that

$$\pi_0(\mathcal{C}) = \pi_{0|\mathcal{A}}(\mathcal{C}) \pi_0(\mathcal{A}) + \pi_{0|\mathcal{B}}(\mathcal{C}) \pi_0(\mathcal{B}).$$

From Equation (3.18), we also know that

$$\pi_{0|\mathcal{A}}(\mathcal{C}) = (\nu_E^{\mathcal{A}}(\text{id}_{\mathcal{A}} - K_{\mathcal{A}})^{-1} \mathbb{1}_{\mathcal{A} \cap \mathcal{C}}) \mathbb{P}^{\pi_{0|\mathcal{A}}}(Y_1 \in \mathcal{B}).$$

We thus have

$$\pi_0(\mathcal{C}) = (\nu_E^{\mathcal{A}}(\text{id}_{\mathcal{A}} - K_{\mathcal{A}})^{-1} \mathbb{1}_{\mathcal{A} \cap \mathcal{C}}) \mathbb{P}^{\pi_0^{\mathcal{A}}}(Y_1 \in \mathcal{B}) + (\nu_E^{\mathcal{B}}(\text{id}_{\mathcal{B}} - K_{\mathcal{B}})^{-1} \mathbb{1}_{\mathcal{B} \cap \mathcal{C}}) \mathbb{P}^{\pi_0^{\mathcal{B}}}(Y_1 \in \mathcal{A}).$$

In addition, one can check that $\mathbb{P}^{\pi_0^{\mathcal{A}}}(Y_1 \in \mathcal{B}) = \mathbb{P}^{\pi_0^{\mathcal{B}}}(Y_1 \in \mathcal{A})$. Indeed, from Equations (3.8), (3.9) and (3.16),

$$\mathbb{P}^{\pi_0^{\mathcal{A}}}(Y_1 \in \mathcal{B}) = \pi_0^{\mathcal{A}} K_{\mathcal{A}\mathcal{B}} \mathbb{1}_{\mathcal{B}} = \pi_0^{\mathcal{A}}(\text{id}_{\mathcal{A}} - K_{\mathcal{A}}) \mathbb{1}_{\mathcal{A}} = \pi_0^{\mathcal{B}} K_{\mathcal{B}\mathcal{A}} \mathbb{1}_{\mathcal{A}} = \mathbb{P}^{\pi_0^{\mathcal{B}}}(Y_1 \in \mathcal{A}).$$

Therefore,

$$\pi_0(\mathcal{C}) = c^{-1} \left(\nu_E^{\mathcal{A}}(\text{id}_{\mathcal{A}} - K_{\mathcal{A}})^{-1} \mathbb{1}_{\mathcal{A} \cap \mathcal{C}} + \nu_E^{\mathcal{B}}(\text{id}_{\mathcal{B}} - K_{\mathcal{B}})^{-1} \mathbb{1}_{\mathcal{B} \cap \mathcal{C}} \right)$$

where

$$c^{-1} = \mathbb{P}^{\pi_0^{\mathcal{A}}}(Y_1 \in \mathcal{B}) = \mathbb{P}^{\pi_0^{\mathcal{B}}}(Y_1 \in \mathcal{A})$$

is independent of \mathcal{C} and, necessarily, $c = \mathbb{E}^{\nu_E^{\mathcal{A}}}[T_{\mathcal{B}}] + \mathbb{E}^{\nu_E^{\mathcal{B}}}[T_{\mathcal{A}}]$ by considering $\mathcal{C} = \mathcal{E}$ and (3.19) since $\pi_0(\mathcal{E}) = 1$.

Proof of Lemma 3.16

Recall that, for all $n \geq 0$, (3.7) gives

$$\mathbb{P}^\pi(Y_n \in \mathcal{C}, T_{\mathcal{B}} > n) = \pi K_{\mathcal{A}}^n(\mathcal{C}). \quad (\text{C.2})$$

In particular, one has for any probability measure π on \mathcal{A} and any $\mathcal{C} \in \mathcal{B}(\mathcal{A})$

$$\pi K_{\mathcal{A}}(\mathcal{C}) = \mathbb{P}^\pi(Y_1 \in \mathcal{C}, T_{\mathcal{B}} > 1).$$

Thus, in view of (3.22), if π is a quasi-stationary distribution, this leads to

$$\pi K_{\mathcal{A}} = \mathbb{P}^\pi(T_{\mathcal{B}} > 1) \pi,$$

which shows that a quasi-stationary distribution is a left probability eigenmeasure associated to the eigenvalue $\mathbb{P}^\pi(T_{\mathcal{B}} > 1)$. Conversely, let us assume that there exists a probability measure π on \mathcal{A} and a real number $\theta \geq 0$ such that $\pi K_{\mathcal{A}} = \theta \pi$. Then, for any n , (C.2) yields

$$\mathbb{P}^\pi(Y_n \in \mathcal{C}, T_{\mathcal{B}} > n) = \pi K_{\mathcal{A}}^n(\mathcal{C}) = \theta^n \pi(\mathcal{C})$$

and π satisfies (3.22) with $\mathbb{P}^\pi(T_{\mathcal{B}} > n) = \theta^n$. As a consequence, showing the existence of a QSD amounts to asserting the existence of a left probability eigenmeasure for the kernel $K_{\mathcal{A}}$. Under Assumption A, the existence of such a QSD is ensured from [23, Proposition 2.10] since \mathcal{A} is compact and K is weak-Feller.

Proof of Lemma 3.19

For all $m, n \in \mathbb{N}$, (C.2) gives

$$\mathbb{P}^{\nu_Q}(T_{\mathcal{B}} > m + n) = \nu_Q K_{\mathcal{A}}^{m+n} \mathbb{1}_{\mathcal{A}}.$$

Taking into account that ν_Q is a QSD, Lemma 3.16 tells us that

$$\mathbb{P}^{\nu_Q}(T_{\mathcal{B}} > m + n) = \mathbb{P}^{\nu_Q}(T_{\mathcal{B}} > 1)^{m+n},$$

which is the desired result.

Proof of Proposition 3.21

Let us show that under Assumption A, the π -return process is π -recurrent. Since

$$\mathbb{E}^x \left[\sum_{n=1}^{\infty} \mathbf{1}_{\{Y_n^\pi \in \mathcal{C}\}} \right] = \sum_{n=1}^{\infty} \mathbb{P}^x(Y_n^\pi \in \mathcal{C}) \geq \sum_{n=1}^{\infty} \mathbb{P}^x(T_{\mathcal{B}} = n) \pi(\mathcal{C}),$$

with $\sum_{n=1}^{\infty} \mathbb{P}^x(T_{\mathcal{B}} = n) = \infty$ by (3.2) and the fact that (Y_n) is π_0 -recurrent with $\pi_0(\mathcal{B}) > 0$, one obtains

$$\mathbb{E}^x \left[\sum_{n=1}^{\infty} \mathbf{1}_{\{Y_n^\pi \in \mathcal{C}\}} \right] = \infty, \quad \forall x \in \mathcal{A}, \forall \mathcal{C} \in \mathcal{B}(\mathcal{A}) \text{ such that } \pi(\mathcal{C}) > 0.$$

Thus the π -return process is π -recurrent. Therefore, by Proposition 3.1, it admits, up to a multiplicative constant, a unique invariant measure. To check that $\pi(\text{id}_{\mathcal{A}} - K_{\mathcal{A}})^{-1}$ is invariant, just notice that

$$\pi(\text{id}_{\mathcal{A}} - K_{\mathcal{A}})^{-1} K^\pi = \pi(\text{id}_{\mathcal{A}} - K_{\mathcal{A}})^{-1} K_{\mathcal{A}} + (\pi(\text{id}_{\mathcal{A}} - K_{\mathcal{A}})^{-1} K_{\mathcal{A}\mathcal{B}} \mathbb{1}_{\mathcal{B}}) \pi.$$

Using (3.8), the right-hand side can be simplified as

$$\pi(\text{id}_{\mathcal{A}} - K_{\mathcal{A}})^{-1} K^{\pi} = \pi(\text{id}_{\mathcal{A}} - K_{\mathcal{A}})^{-1} K_{\mathcal{A}} + \pi.$$

Therefore, one has

$$\pi(\text{id}_{\mathcal{A}} - K_{\mathcal{A}})^{-1} K^{\pi} = \pi(\text{id}_{\mathcal{A}} - K_{\mathcal{A}})^{-1} (K_{\mathcal{A}} - \text{id}_{\mathcal{A}}) + \pi(\text{id}_{\mathcal{A}} - K_{\mathcal{A}})^{-1} + \pi = \pi(\text{id}_{\mathcal{A}} - K_{\mathcal{A}})^{-1}.$$

Since (3.14) shows that $\mathbb{E}^{\pi}[T_{\mathcal{B}}] = \pi(\text{id}_{\mathcal{A}} - K_{\mathcal{A}})^{-1} \mathbf{1}_{\mathcal{A}}$, the proof is complete.

Proof of Proposition 4.1

Since $R(\pi)$ is the stationary distribution of the π -return process with transition kernel $K^{\pi} = K_{\mathcal{A}} + (K_{\mathcal{AB}} \mathbf{1}_{\mathcal{B}}) \otimes \pi$, (3.9) implies

$$R(\pi)(\text{id}_{\mathcal{A}} - K_{\mathcal{A}}) = (R(\pi)K_{\mathcal{AB}} \mathbf{1}_{\mathcal{B}})\pi = \mathbb{P}^{R(\pi)}(Y_1 \in \mathcal{B})\pi,$$

so that

$$\frac{R(\pi)}{\mathbb{P}^{R(\pi)}(Y_1 \in \mathcal{B})} = \pi(\text{id}_{\mathcal{A}} - K_{\mathcal{A}})^{-1}.$$

The Hill relation is then just a consequence of (3.13).

Proof of Proposition 4.5

The transition kernel of the π -return process is $K^{\pi} = K_{\mathcal{A}} + (K_{\mathcal{AB}} \mathbf{1}_{\mathcal{B}}) \otimes \pi$, so one has $\pi = \pi K^{\pi}$ if and only if

$$\pi = \pi K_{\mathcal{A}} + (\pi K_{\mathcal{AB}} \mathbf{1}_{\mathcal{B}})\pi = \pi K_{\mathcal{A}} + \mathbb{P}^{\pi}(T_{\mathcal{B}} = 1)\pi,$$

which is equivalent to say that $\pi K_{\mathcal{A}} = \mathbb{P}^{\pi}(T_{\mathcal{B}} > 1)\pi$ or, by Lemma 3.16, that π is a QSD for the process $(Y_n^{\mathcal{Q}})$ killed when leaving \mathcal{A} . The Hill relation (4.4) is then a consequence of (4.1).

Proof of Lemma 5.1

Since $\mathbb{E}^x[T_{\mathcal{B}}] = \sum_{k=0}^{\infty} \mathbb{P}^x(T_{\mathcal{B}} > k)$, and

$$\mathbb{P}^x(T_{\mathcal{B}} > k) = \prod_{\ell=1}^k \mathbb{P}^x(T_{\mathcal{B}} > \ell | T_{\mathcal{B}} > \ell - 1) = \prod_{\ell=1}^k \left(1 - \mathbb{P}^x(T_{\mathcal{B}} = \ell | T_{\mathcal{B}} > \ell - 1)\right),$$

one obtains that

$$\mathbb{E}^x[T_{\mathcal{B}}] \geq \sum_{k=0}^{\infty} (1 - p^+)^k = \frac{1}{p^+}.$$

Proof of Proposition 5.2

Concerning (5.7), by the same reasoning as in the proof of Corollary 3.5, Fubini's theorem yields

$$\begin{aligned} \mathbb{E}^x \left[\sum_{n=0}^{T_{\mathcal{B}}-1} \{f(Y_n) - \nu_{\mathcal{Q}} f\} \right] &= \sum_{n=0}^{\infty} \mathbb{E}^x [\{f(Y_n) - \nu_{\mathcal{Q}} f\} \mathbf{1}_{T_{\mathcal{B}} > n}] \\ &= \sum_{n=0}^{\infty} \mathbb{E}^x [\{f(Y_n^{\nu_{\mathcal{Q}}}) - \nu_{\mathcal{Q}} f\} \mathbf{1}_{T_{\mathcal{B}} > n}], \end{aligned} \quad (\text{C.3})$$

where we have used that $\mathbb{E}^x[f(Y_n)\mathbf{1}_{T_{\mathcal{B}}>n}] = \mathbb{E}^x[f(Y_n^{\nu_Q})\mathbf{1}_{T_{\mathcal{B}}>n}]$. In addition,

$$\sum_{n=0}^{\infty} \mathbb{E}^x[\{f(Y_n^{\nu_Q}) - \nu_Q f\}\mathbf{1}_{T_{\mathcal{B}}\leq n}] = \sum_{n=1}^{\infty} \mathbb{E}^x[f(Y_n^{\nu_Q}) - \nu_Q f | T_{\mathcal{B}} \leq n] \mathbb{P}^x(T_{\mathcal{B}} \leq n) = 0. \quad (\text{C.4})$$

The last equality comes from the strong Markov property: indeed, when the ν_Q -return process reaches \mathcal{B} , it is instantaneously redistributed according to ν_Q , and then starting from the QSD ν_Q , one has $\mathbb{E}^{\nu_Q}[f(Y_n^{\nu_Q}) - \nu_Q f] = 0$. Equation (5.7) is then obtained by adding (C.3) and (C.4). Let us finally notice that

$$T_Q^E \leq T_Q = \|H_Q\|_{\infty} = \|(\text{id}_{\mathcal{A}} - K_{\mathcal{A}})^{-1}(\text{id}_{\mathcal{A}} - \mathbf{1}_{\mathcal{A}} \otimes \nu_Q)\|_{\infty} \leq 2\|(\text{id}_{\mathcal{A}} - K_{\mathcal{A}})^{-1}\|_{\infty}$$

is finite under Assumption A, by (C.1).

Proof of Lemma 5.3

By definition of the ν_Q -return process, we have

$$\mathbb{E}^{\mu}[f(Y_n^{\nu_Q})\mathbf{1}_{T_{\mathcal{B}}>n}] = \mathbb{E}^{\mu}[f(Y_n)\mathbf{1}_{T_{\mathcal{B}}>n}], \quad (\text{C.5})$$

whereas

$$\begin{aligned} \mathbb{E}^{\mu}[f(Y_n^{\nu_Q})\mathbf{1}_{T_{\mathcal{B}}\leq n}] &= \sum_{m=0}^n \mathbb{E}^{\mu}[f(Y_n^{\nu_Q})\mathbf{1}_{T_{\mathcal{B}}=m}] \\ &= \sum_{m=0}^n \mathbb{E}^{\mu}[\mathbb{E}^{\nu_Q}[f(Y_{n-m}^{\nu_Q})] \mathbf{1}_{T_{\mathcal{B}}=m}] = (\nu_Q f) \mathbb{P}^{\mu}(T_{\mathcal{B}} \leq n). \end{aligned} \quad (\text{C.6})$$

As a consequence, summing (C.5) and (C.6), one has

$$\begin{aligned} \mathbb{E}^{\mu}[f(Y_n^{\nu_Q}) - \nu_Q f] &= \mathbb{E}^{\mu}[f(Y_n)\mathbf{1}_{T_{\mathcal{B}}>n}] + (\nu_Q f) \mathbb{P}^{\mu}(T_{\mathcal{B}} \leq n) - \nu_Q f \\ &= \mathbb{E}^{\mu}[f(Y_n)\mathbf{1}_{T_{\mathcal{B}}>n}] - (\nu_Q f) \mathbb{P}^{\mu}(T_{\mathcal{B}} > n) \\ &= \left(\mathbb{E}^{\mu}[f(Y_n) | T_{\mathcal{B}} > n] - \nu_Q f \right) \mathbb{P}^{\mu}(T_{\mathcal{B}} > n). \end{aligned}$$

This yields the first claim of Lemma 5.3. The second claim is obtained by using the trivial bound $\mathbb{P}^{\mu}(T_{\mathcal{B}} > n) \leq 1$.

Proof of Lemma 5.5

Since $\pi_{0|\mathcal{A}} - \nu_Q = \pi_{0|\mathcal{A}}(\text{id}_{\mathcal{A}} - \mathbf{1}_{\mathcal{A}} \otimes \nu_Q)$, we get, using (5.3) for H_Q :

$$\pi_{0|\mathcal{A}} - \nu_Q = \pi_{0|\mathcal{A}}(\text{id}_{\mathcal{A}} - K_{\mathcal{A}})(\text{id}_{\mathcal{A}} - K_{\mathcal{A}})^{-1}(\text{id}_{\mathcal{A}} - \mathbf{1}_{\mathcal{A}} \otimes \nu_Q) = \pi_{0|\mathcal{A}}(\text{id}_{\mathcal{A}} - K_{\mathcal{A}})H_Q.$$

Now, from (3.18), $\mathbb{P}^{\pi_{0|\mathcal{A}}}(Y_1 \in \mathcal{B}) \nu_E = \pi_{0|\mathcal{A}}(\text{id}_{\mathcal{A}} - K_{\mathcal{A}})$, and it follows that

$$\pi_{0|\mathcal{A}} - \nu_Q = \mathbb{P}^{\pi_{0|\mathcal{A}}}(Y_1 \in \mathcal{B}) \nu_E H_Q.$$

This yields (5.11) by taking the total variation norm.

Proof of Theorem 5.6

From (5.1), the relative biasing error is bounded by

$$\begin{aligned} & \left| \frac{\mathbb{E}^{\nu_E} \left[\sum_{n=0}^{T_B-1} f(Y_n) \right] - \mathbb{E}^{\nu_Q} \left[\sum_{n=0}^{T_B-1} f(Y_n) \right]}{\mathbb{E}^{\nu_E} \left[\sum_{n=0}^{T_B-1} f(Y_n) \right]} \right| \\ & \leq \left| 1 - \frac{\mathbb{P}^{\pi_{0|\mathcal{A}}}(Y_1 \in \mathcal{B})}{\mathbb{P}^{\nu_Q}(Y_1 \in \mathcal{B})} \right| + \frac{\mathbb{P}^{\pi_{0|\mathcal{A}}}(Y_1 \in \mathcal{B})}{\mathbb{P}^{\nu_Q}(Y_1 \in \mathcal{B})} \left| 1 - \frac{\nu_Q f}{\pi_{0|\mathcal{A}} f} \right|. \end{aligned}$$

From (5.11), one has, for any test function $f : \mathcal{A} \rightarrow \mathbb{R}$,

$$|\mathbb{E}^{\pi_{0|\mathcal{A}}}[f] - \mathbb{E}^{\nu_Q}[f]| \leq \mathbb{P}^{\pi_{0|\mathcal{A}}}(Y_1 \in \mathcal{B}) T_Q^E \|f\|_\infty.$$

Applying this inequality with $f(x) = \mathbb{P}^x(Y_1 \in \mathcal{B})$ gives, since $\|f\|_\infty = p^+$,

$$\left| 1 - \frac{\mathbb{P}^{\nu_Q}(Y_1 \in \mathcal{B})}{\mathbb{P}^{\pi_{0|\mathcal{A}}}(Y_1 \in \mathcal{B})} \right| \leq p^+ T_Q^E.$$

As $p^+ T_Q^E < 1$ by assumption, one deduces that

$$\left| 1 - \frac{\mathbb{P}^{\pi_{0|\mathcal{A}}}(Y_1 \in \mathcal{B})}{\mathbb{P}^{\nu_Q}(Y_1 \in \mathcal{B})} \right| \leq \frac{p^+ T_Q^E}{1 - p^+ T_Q^E}.$$

From this equation, we also have

$$\frac{\mathbb{P}^{\pi_{0|\mathcal{A}}}(Y_1 \in \mathcal{B})}{\mathbb{P}^{\nu_Q}(Y_1 \in \mathcal{B})} \leq \frac{1}{1 - p^+ T_Q^E}.$$

Finally, using again (5.11), one obtains

$$\left| 1 - \frac{\nu_Q f}{\pi_{0|\mathcal{A}} f} \right| \leq T_Q^E \mathbb{P}^{\pi_{0|\mathcal{A}}}(Y_1 \in \mathcal{B}) \frac{\|f\|_\infty}{|\pi_{0|\mathcal{A}} f|},$$

and the result follows by bounding $\mathbb{P}^{\pi_{0|\mathcal{A}}}(Y_1 \in \mathcal{B})$ by p^+ .

Proof of Proposition 5.7

Let us consider the QSD ν_Q introduced in Assumption B. Let $f : \mathcal{A} \rightarrow \mathbb{R}$ be a test function, then for all $x \in \mathcal{A}$, (5.7), (C.3), and (C.4) ensure that

$$\nu_E H_Q f = \sum_{n=0}^{\infty} \mathbb{E}^{\nu_E} [\{f(Y_n) - \nu_Q f\} \mathbf{1}_{T_B > n}].$$

Note that, by conditioning,

$$\begin{aligned} \mathbb{E}^{\nu_E} [\{f(Y_n) - \nu_Q f\} \mathbf{1}_{T_B > n}] &= \mathbb{E}^{\nu_E} [f(Y_n) - \nu_Q f | T_B > n] \mathbb{P}^{\nu_E}(T_B > n) \\ &= (\mathbb{E}^{\nu_E} [f(Y_n) | T_B > n] - \nu_Q f) \mathbb{P}^{\nu_E}(T_B > n). \end{aligned}$$

For all $n \geq 0$, let us introduce

$$I(n) = \sum_{m=0}^n (\mathbb{E}^{\nu_E} [f(Y_m) | T_B > m] - \nu_Q f),$$

with the convention $I(-1) = 0$. One has

$$\mathbb{E}^{\nu_{\mathbb{E}}}[f(Y_n)|T_{\mathcal{B}} > n] - \nu_Q f = I(n) - I(n-1).$$

Besides, notice that under Assumption B,

$$|I(n)| \leq \eta \|f\|_{\infty}. \quad (\text{C.7})$$

As a consequence, a summation by parts yields

$$\begin{aligned} \nu_{\mathbb{E}} H_Q f &= \sum_{n \geq 0} \left(I(n) - I(n-1) \right) \mathbb{P}^{\nu_{\mathbb{E}}}(T_{\mathcal{B}} > n) \\ &= \sum_{n \geq 0} I(n) \left(\mathbb{P}^{\nu_{\mathbb{E}}}(T_{\mathcal{B}} > n) - \mathbb{P}^{\nu_{\mathbb{E}}}(T_{\mathcal{B}} > n+1) \right) \\ &= \sum_{n \geq 0} I(n) \mathbb{P}^{\nu_{\mathbb{E}}}(T_{\mathcal{B}} = n+1). \end{aligned}$$

Using (C.7), the result follows by taking the supremum over all test functions f such that $\|f\|_{\infty} \leq 1$ since, under Assumption A, $\sum_{n \geq 0} \mathbb{P}^{\nu_{\mathbb{E}}}(T_{\mathcal{B}} = n+1) = 1$.

Proof of Lemma 5.9

Remember that T_Q defined by (5.6) is an upper-bound of $T_Q^{\mathbb{E}}$. Next, by the very definition of T_Q and Lemma 5.3, one has

$$T_Q = \sup_{x \in \mathcal{A}} \|H_Q(x, \cdot)\| \leq \sup_{x \in \mathcal{A}} \sum_{n=0}^{\infty} \|\mathcal{L}^x(Y_n^{\nu_Q}) - \nu_Q\| \leq \sup_{x \in \mathcal{A}} \sum_{n=0}^{\infty} \|\mathcal{L}^x(Y_n|T_{\mathcal{B}} > n) - \nu_Q\| \leq \frac{\alpha}{1-\rho}.$$

Additionally, for any $0 < c < 1$ and the deterministic time $T = \left\lceil \frac{\ln(c\alpha^{-1})}{\ln(\rho)} \right\rceil$, it holds

$$\|\mathcal{L}^x(Y_T|T_{\mathcal{B}} > T) - \nu_Q\| \leq \alpha \rho^T \leq c.$$

Therefore, if $0 < c < 1$, using (5.9) and again the fact that, by Lemma 5.3,

$$\|\mathcal{L}^x(Y_n^{\nu_Q}) - \nu_Q\| \leq \|\mathcal{L}^x(Y_n|T_{\mathcal{B}} > n) - \nu_Q\|,$$

one has $T_{\text{stop}}(c) \leq T$. By (5.10), the relaxation time satisfies

$$T_Q \leq \frac{2}{1-c} \left\lceil \frac{\ln(c\alpha^{-1})}{\ln(\rho)} \right\rceil.$$

When ρ tends to 0, this upper-bound converges to 2 by considering $c = \alpha\rho$.

Proof of Proposition 6.1

Recall that S is such that $A \subset S$, $B \subset S^c$ and $\partial S = \Sigma$. Let us start with some notation and some classical results to relate the process (X_t) with the solutions to some partial differential equations. Let $\varphi : \Sigma \rightarrow \mathbb{R}$ and $\psi : \mathcal{A} \rightarrow \mathbb{R}$ be continuous functions. Define for all $x \in \mathbb{R}^d$

$$u(x) = \mathbb{E}^x[\varphi(X_{\tau_{\Sigma}})] \text{ and } v(x) = \mathbb{E}^x[\psi(X_{\tau_{\mathcal{A}}})\mathbf{1}_{\tau_{\mathcal{A}} < \tau_{\mathcal{B}}}],$$

where $\tau_C = \inf\{t > 0, X_t \in C\}$. Hence, denoting by L the generator of the diffusion process (X_t) , u and v satisfy (see for example [36, Theorem 5.1])

$$\begin{cases} Lu(x) = 0 & \text{for } x \in S, \\ u(x) = \varphi(x) & \text{for } x \in \Sigma, \end{cases} \quad (\text{C.8})$$

and

$$\begin{cases} Lv(x) = 0 & \text{for } x \in (A \cup B)^c, \\ v(x) = \psi(x) & \text{for } x \in \mathcal{A}, \\ v(x) = 0 & \text{for } x \in \mathcal{B}. \end{cases} \quad (\text{C.9})$$

In particular, u and v are \mathcal{C}^∞ functions in the interior of their domains of definition, from standard elliptic regularity results (see for example [37, Corollary 8.11]). Then, denoting by $K_{S\Sigma}(x, dy)$ the measure of the first hitting point on Σ for the process (X_t) starting from $x \in S$, and $K_{(A \cup B)^c \mathcal{A}}(x, dy)$ the measure of the first hitting point on \mathcal{A} for the process (X_t) starting from $x \in (A \cup B)^c$ and reaching \mathcal{A} before \mathcal{B} , one has

$$u(x) = \int_{\Sigma} K_{S\Sigma}(x, dy) \varphi(y) \text{ and } v(x) = \int_{\mathcal{A}} K_{(A \cup B)^c \mathcal{A}}(x, dy) \psi(y). \quad (\text{C.10})$$

We first verify that Assumption [A2] is satisfied. Let us take a bounded continuous function $f : \mathcal{E} \rightarrow \mathbb{R}$. One would like to check that $Kf(x) = \mathbb{E}^x[f(Y_1)]$ is a bounded continuous function of x . Let us consider $x \in \mathcal{A}$ (the reasoning is similar if $x \in \mathcal{B}$). Then

$$Kf(x) = \mathbb{E}^x[f(Y_1)\mathbf{1}_{Y_1 \in \mathcal{A}}] + \mathbb{E}^x[f(Y_1)\mathbf{1}_{Y_1 \in \mathcal{B}}].$$

Considering the first term (the reasoning is similar for the second one), one has

$$\mathbb{E}^x[f(Y_1)\mathbf{1}_{Y_1 \in \mathcal{A}}] = \mathbb{E}^x[\varphi(X_{\tau_{\Sigma}})]$$

where

$$\varphi(x) = \mathbb{E}^x[f(X_{\tau_{\mathcal{A}}})\mathbf{1}_{\tau_{\mathcal{A}} < \tau_{\mathcal{B}}}]$$

Thus φ satisfies (C.9) for the boundary condition $\psi = f\mathbf{1}_{\mathcal{A}}$. In particular, φ is continuous and bounded on Σ . Then, $\mathbb{E}^x[\varphi(X_{\tau_{\Sigma}})]$ satisfies (C.8), and is thus again a continuous and bounded function. This concludes the proof of Assumption [A2].

Let us now prove Assumptions [A3] and [A4]. As shown in the proof of [45, Theorem 1.7], the reactive entrance processes in \mathcal{A} and \mathcal{B} are positive Harris recurrent under the ellipticity condition (6.1). Thus, by Remark 3.11, the Markov chain (Y_n) defined by (2.4) is positive Harris recurrent, with an invariant measure π_0 which satisfies (3.20). This yields Assumption [A3]. Assumption [A4] is satisfied because, via (3.19) and (3.20),

$$\pi_0(\mathcal{A}) = \frac{\mathbb{E}^{\nu_{\mathcal{E}}^{\mathcal{A}}}[T_{\mathcal{B}}]}{\mathbb{E}^{\nu_{\mathcal{E}}^{\mathcal{A}}}[T_{\mathcal{B}}] + \mathbb{E}^{\nu_{\mathcal{E}}^{\mathcal{B}}}[T_{\mathcal{A}}]} \quad \text{and} \quad \pi_0(\mathcal{B}) = \frac{\mathbb{E}^{\nu_{\mathcal{E}}^{\mathcal{B}}}[T_{\mathcal{A}}]}{\mathbb{E}^{\nu_{\mathcal{E}}^{\mathcal{A}}}[T_{\mathcal{B}}] + \mathbb{E}^{\nu_{\mathcal{E}}^{\mathcal{B}}}[T_{\mathcal{A}}]}$$

are non-zero since $\mathbb{E}^{\nu_{\mathcal{E}}^{\mathcal{A}}}[T_{\mathcal{B}}] = T_{AB}$ and $\mathbb{E}^{\nu_{\mathcal{E}}^{\mathcal{B}}}[T_{\mathcal{A}}] = T_{BA}$ are strictly positive and finite (see [45, Proposition 1.8]).

It remains to establish that Assumption D is fulfilled as well. Let (Y_n^Q) be the process killed when leaving \mathcal{A} . Its (sub-Markov) transition kernel is given for $x \in \mathcal{A}$ by

$$K_{\mathcal{A}}(x, dy) = \int_{z \in \Sigma} K_{S\Sigma}(x, dz) K_{(A \cup B)^c \mathcal{A}}(z, dy).$$

Let us show that it satisfies the following two-sided condition: there exists a non-zero positive finite measure $\pi_{\mathcal{A}}$ and a constant $C > 0$ such that

$$\pi_{\mathcal{A}}(dy) \leq K_{\mathcal{A}}(x, dy) \leq C\pi_{\mathcal{A}}(dy). \quad (\text{C.11})$$

Note that by the maximum principle, for any non-zero $\varphi \geq 0$, u (solution to (C.8)) is strictly positive on S . Moreover, by the Harnack inequality for elliptic operators [37, Corollary 9.25] and the compactness of \mathcal{A} , we then have

$$0 \leq \sup_{x \in \mathcal{A}} u(x) \leq C \inf_{x \in \mathcal{A}} u(x),$$

where the constant C is independent of $\varphi \geq 0$ (considering (2.1), it only depends on the lower and upper bounds of gg^T and on the maximum of $|f|$ on some compact set $\mathcal{A}' \subset S$ which contains a neighborhood of \mathcal{A}). Therefore, by (C.10), for all smooth function $\varphi \geq 0$, one has

$$0 \leq \sup_{x \in \mathcal{A}} \int_{\Sigma} K_{S\Sigma}(x, dy) \varphi(y) \leq C \inf_{x \in \mathcal{A}} \int_{\Sigma} K_{S\Sigma}(x, dy) \varphi(y),$$

with equality to 0 if and only if $\varphi = 0$. Let O be a non-empty open subset of \mathcal{A} , and let us introduce $\varphi_O(x) = K_{(A \cup B)^c \mathcal{A}}(x, O)$. The function φ_O is smooth in the interior of $(A \cup B)^c$ by standard regularity results on elliptic operators (since it satisfies (C.9) with $\psi = \mathbf{1}_O$), and non-zero (by the maximum principle, since $\mathbf{1}_O$ is nonnegative and non-zero). One thus has:

$$0 < \sup_{x \in \mathcal{A}} \int_{z \in \Sigma} K_{S\Sigma}(x, dz) K_{(A \cup B)^c \mathcal{A}}(z, O) \leq C \inf_{x \in \mathcal{A}} \int_{z \in \Sigma} K_{S\Sigma}(x, dz) K_{(A \cup B)^c \mathcal{A}}(z, O), \quad (\text{C.12})$$

where C is independent of O . Let us now introduce

$$\pi_{\mathcal{A}}(dy) = \inf_{x \in \mathcal{A}} \int_{z \in \Sigma} K_{S\Sigma}(x, dz) K_{(A \cup B)^c \mathcal{A}}(z, dy).$$

This is a nonnegative measure on \mathcal{A} as the infimum of positive measures (see for example [21, Lemma 5.2]) which is non-zero since $\pi_{\mathcal{A}}(O) > 0$ for any non-empty open set $O \subset \mathcal{A}$ thanks to (C.12). Notice also that $\pi_{\mathcal{A}}(\mathcal{A}) \leq 1$. Moreover, from (C.12), one has, for all $x \in \mathcal{A}$,

$$\pi_{\mathcal{A}}(dy) \leq \int_{z \in \Sigma} K_{S\Sigma}(x, dz) K_{(A \cup B)^c \mathcal{A}}(z, dy) \leq C\pi_{\mathcal{A}}(dy)$$

which yields (C.11).

Assumption D is then a consequence of the two-sided condition (C.11), and actually of the more general two-sided condition stated in Equation (3.24). See for example Proposition D.8, which yields (5.14) with $\rho = \frac{C-1}{C+1}$.

D Two-sided condition and convergence to the QSD

The objective of this appendix is to rewrite in our specific probabilistic setting the results of [12] to prove existence, uniqueness and convergence to the quasi-stationary distribution for a sub-Markov kernel under the so-called two-sided condition (see Equations (3.24) and (C.11) above and Equation (D.16) below). We thus do not claim any originality here, and this material is only provided for the sake of completeness. This result is stated in [20],

but not proved exactly in the discrete-time setting we consider here, see also [22, Section 7.1]. Notice that Birkhoff's seminal paper [12] is followed by a large body of literature, see in particular [43, 47] and references therein. See also the two references [6, 42] for very similar statements.

Let us emphasize again (see Remark 3.18) that the two-sided condition is one example of a sufficient condition to get exponential convergence to the quasi-stationary distribution. Equation (3.24) actually implies that the so-called Dobrushin ergodic coefficient is smaller than one, which also yields the uniform geometric ergodicity (5.14), see [28] and [25, Section 12.2]. For a thorough review of sufficient conditions to get (5.14), we refer to the recent review paper [29].

This section is organized as follows. After introducing some notation in Section D.1, the Hilbert's projective metric is defined in Section D.2. This is a projective metric on the set of positive (non-zero) measures, which thus defines a metric on the probability measures. In Section D.3, we analyse how the distance between two measures evolves under the application of a sub-Markov kernel K . Section D.4 finally gives the main result, namely the existence and convergence to a QSD under a contraction assumption (in the spirit of the Banach fixed point theorem), and the fact that this contraction assumption is satisfied under the two-sided condition (D.16).

D.1 The setting

Let us consider the topological vector space \mathcal{M} of Radon measures on a Polish space (X, d) such that

$$\forall \lambda \in \mathcal{M}, \lambda(X) < \infty, \quad (\text{D.1})$$

equipped with the topology of the convergence in distribution. We denote by \mathcal{X} the ensemble of Borel sets on X . For λ and μ in \mathcal{M} , we denote $\lambda \leq \mu$ if for all Borel set $A \in \mathcal{X}$, $\lambda(A) \leq \mu(A)$. This defines a partial ordering such that if $\lim_{n \rightarrow \infty} \lambda_n = \lambda$, and $\lambda_n \geq \nu$ for all n , then $\lambda \geq \nu$. Let us now define the convex cone

$$\mathcal{M}_+ = \{\lambda \in \mathcal{M} \text{ s.t. } \lambda \geq 0 \text{ and } \lambda \neq 0\}.$$

For any $\lambda \in \mathcal{M}_+$, one thus has $\lambda(X) > 0$. Notice that $\mathcal{M}_+ \cup \{0\}$ is closed. Let us introduce the equivalence relation:

$$\lambda \sim \nu \iff \exists c > 0, \lambda = c\nu.$$

The quotient of \mathcal{M}_+ under \sim is a closed convex set, which, thanks to (D.1), can be identified with the ensemble of probability measures on (X, d) , denoted by \mathcal{M}_1 in the following.

Let us now consider a non-zero sub-Markov kernel² $K : X \times \mathcal{X} \rightarrow [0, 1]$:

- for a fixed $A \in \mathcal{X}$, $x \mapsto K(x, A)$ is measurable;
- for a fixed $x \in X$, $A \mapsto K(x, A)$ is a measure with total mass smaller than 1.

Let us denote by

$$\mathcal{T} : \begin{cases} \mathcal{M} \rightarrow \mathcal{M} \\ \lambda \mapsto \int_{x \in X} \lambda(dx) K(x, dy) \end{cases}$$

²One can check that all the results presented in this appendix still hold assuming that $K : X \times \mathcal{X} \rightarrow [0, M]$ for some $M > 0$. We stick to the case $M = 1$ having in mind the probabilistic framework of a sub-Markov kernel.

the associated transition kernel on measures. It is a linear map, which is such that

$$\mathcal{T}(\mathcal{M}_+) \subset \mathcal{M}_+ \cup \{0\}.$$

In the notation of Section 3, $\mathcal{T}(\lambda) = \lambda K$. Notice that \mathcal{T} is a bounded operator if \mathcal{M} is endowed with the total variation norm, since for any two measures λ and ν , and any Borel set $A \in \mathcal{X}$,

$$|\mathcal{T}(\lambda)(A) - \mathcal{T}(\nu)(A)| = \left| \int_{x \in X} K(x, A)(\lambda - \nu)(dx) \right| \leq \|K(x, A)\|_\infty \|\lambda - \nu\|_{TV} \leq \|\lambda - \nu\|_{TV}.$$

In all the following, it is assumed that

$$\forall \lambda \in \mathcal{M}_+, \mathcal{T}(\lambda) \neq 0, \quad (\text{D.2})$$

so that

$$\mathcal{T}(\mathcal{M}_+) \subset \mathcal{M}_+.$$

Lemma D.1. *The assumption (D.2) is equivalent to*

$$\forall x \in X, K(x, X) \neq 0, \quad (\text{D.3})$$

Proof. Since $\mathcal{T}(\lambda) = \lambda K \neq 0$ for any $\lambda \in \mathcal{M}_+$, it is obvious that (D.2) implies (D.3) by simply considering $\lambda = \delta_x$, for any $x \in X$. Let us now assume that (D.3) holds, and let us consider $\lambda \in \mathcal{M}_+$. It is clear that $\mathcal{T}(\lambda) \geq 0$, so that it only remains to check that $\mathcal{T}(\lambda)(X) > 0$ to get (D.2). Let us assume that $\mathcal{T}(\lambda)(X) = 0$ which rewrites as $\int_{y \in X} \int_{x \in X} \lambda(dx) K(x, dy) = 0$. By Fubini's theorem, one then gets $\int_{x \in X} \lambda(dx) K(x, X) = 0$ which implies that $\lambda(\{x, K(x, X) > 0\}) = 0$. But this is in contradiction with the facts that, on the one hand $\{x, K(x, X) > 0\} = X$, and on the other hand $\lambda(X) > 0$, since $\lambda \in \mathcal{M}_+$. \square

Notice that (D.3) is not a very strong assumption, in the sense that if $K(x, X) = 0$ for some x , one can modify X to $X \setminus \{x, K(x, X) = 0\}$ to satisfy (D.3). We will make explicit in Proposition D.8 below a sufficient practical condition (the two-sided condition (D.16)) to get (D.3).

D.2 The Hilbert's projective metric

The Hilbert's projective metric Θ on \mathcal{M}_+ is defined by

$$\forall \lambda, \nu \in \mathcal{M}_+, \Theta(\lambda, \nu) = \ln \left(\frac{C(\lambda, \nu)}{c(\lambda, \nu)} \right),$$

where

$$c(\lambda, \nu) = \sup\{c > 0, c\lambda \leq \nu\} \quad \text{and} \quad C(\lambda, \nu) = \inf\{C > 0, \nu \leq C\lambda\}.$$

We use the standard conventions that $c(\lambda, \nu) = 0$ if $\{c > 0, c\lambda \leq \nu\} = \emptyset$ and $C(\lambda, \nu) = \infty$ if $\{C > 0, \nu \leq C\lambda\} = \emptyset$. One can check that for any measures $\lambda, \nu, \rho \in \mathcal{M}_+$, $\Theta(\lambda, \nu) = \Theta(\nu, \lambda)$, $\Theta(\lambda, \nu) \leq \Theta(\lambda, \rho) + \Theta(\rho, \nu)$ and $\Theta(\lambda, \nu) = 0$ if and only if $\lambda = t\nu$ for some $t > 0$. Notice that if $\Theta(\lambda, \nu) < \infty$ then λ and ν are equivalent. Finally, remark that this is a projective metric in the sense that for any $t > 0$ and $u > 0$, $\Theta(t\lambda, u\nu) = \Theta(\lambda, \nu)$: it is thus a metric on \mathcal{M}_1 , and only a pseudo-metric on \mathcal{M}_+ .

Let us make a link between the Hilbert's projective metric and other more usual metrics. One can read the next two lemmas with the total variation norm in mind, as an example.

Lemma D.2. *Let $\|\cdot\|$ be a norm on \mathcal{M} such that*

$$\forall \lambda, \nu \in \mathcal{M}, \quad -\lambda \leq \nu \leq \lambda \Rightarrow \|\nu\| \leq \|\lambda\|. \quad (\text{D.4})$$

Then, for any λ, ν in \mathcal{M}_+ such that $\|\lambda\| = \|\nu\|$, one has

$$\|\lambda - \nu\| \leq (\exp(\Theta(\lambda, \nu)) - 1) \|\lambda\|.$$

Proof. We follow [43, Lemma 1.3]. Let $\lambda, \nu \in \mathcal{M}_+$ such that $\|\lambda\| = \|\nu\|$. Notice that necessarily, under (D.4), $c(\lambda, \nu) \leq 1$ and $C(\lambda, \nu) \geq 1$. Indeed $0 \leq \nu - c(\lambda, \nu)\lambda$ and thus $-\nu \leq 0 \leq c(\lambda, \nu)\lambda \leq \nu$ which yields $c(\lambda, \nu)\|\lambda\| \leq \|\nu\|$. The proof is similar to get $C(\lambda, \nu) \geq 1$. Therefore, we have

$$\nu - \lambda \leq (C(\lambda, \nu) - 1)\lambda \leq (C(\lambda, \nu) - c(\lambda, \nu))\lambda,$$

and

$$\nu - \lambda \geq (c(\lambda, \nu) - 1)\lambda \geq -(C(\lambda, \nu) - c(\lambda, \nu))\lambda.$$

This implies

$$\|\nu - \lambda\| \leq (C(\lambda, \nu) - c(\lambda, \nu))\|\lambda\| \leq \frac{(C(\lambda, \nu) - c(\lambda, \nu))}{c(\lambda, \nu)}\|\lambda\| = (\exp(\Theta(\lambda, \nu)) - 1) \|\lambda\|.$$

□

Lemma D.3. *Let $\|\cdot\|$ be a norm on \mathcal{M} such that (D.4) holds, and such that \mathcal{M} is complete for this norm. Then the set*

$$\mathcal{M}_1^{\|\cdot\|} = \{\lambda \in \mathcal{M}_+, \|\lambda\| = 1\}$$

is complete for the Hilbert's projective metric Θ .

Proof. We rely here on [13, Theorem 5] or [12, Lemma 4]. Let $(\lambda_n)_{n \geq 0}$ be a Cauchy sequence for the metric Θ , with values in $\mathcal{M}_1^{\|\cdot\|}$. One can extract a subsequence $\nu_i = \lambda_{n(i)}$ such that for all $i \geq 0$, $\Theta(\nu_i, \nu_{i+1}) \leq 2^{-(i+1)}$. Therefore, for all $i \geq 0$,

$$c(\nu_i, \nu_{i+1})\nu_i \leq \nu_{i+1} \leq C(\nu_i, \nu_{i+1})\nu_i$$

with $\ln(C(\nu_i, \nu_{i+1})/c(\nu_i, \nu_{i+1})) \leq 2^{-(i+1)}$. By the same argument as in the proof of Lemma D.2, one has

$$|\nu_{i+1} - \nu_i| \leq (\exp(\Theta(\nu_i, \nu_{i+1})) - 1) \nu_i.$$

Using the fact that

$$\exp(2^{-(i+1)}) - 1 = \int_0^{2^{-(i+1)}} \exp(x) dx \leq 2^{-(i+1)} \exp(1/2) \leq 2^{-i},$$

this yields

$$|\nu_{i+1} - \nu_i| \leq \left(\exp(2^{-(i+1)}) - 1 \right) \nu_i \leq 2^{-i} \nu_i. \quad (\text{D.5})$$

From this inequality and since $\|\nu_i\| = 1$, one gets

$$\|\nu_{i+1} - \nu_i\| \leq 2^{-i},$$

which implies that ν_i converges to some $\nu_\infty \in \mathcal{M}_1^{\|\cdot\|}$ when $i \rightarrow \infty$ in the $\|\cdot\|$ -norm because \mathcal{M} is assumed complete for the $\|\cdot\|$ -norm. From (D.5), one gets

$$(1 - 2^{-i})\nu_i \leq \nu_{i+1} \leq (1 + 2^{-i})\nu_i,$$

and thus, for $1 \leq i < j$,

$$\prod_{k=i}^{j-1} (1 - 2^{-k})\nu_i \leq \nu_j \leq \prod_{k=i}^{j-1} (1 + 2^{-k})\nu_i.$$

Using Lemma D.4 below, this yields, for $1 \leq i < j$,

$$(1 - 2^{2-i})\nu_i \leq \nu_j \leq (1 + \exp(1)2^{1-i})\nu_i$$

and thus

$$|\nu_j - \nu_i| \leq \exp(1)2^{1-i}\nu_i.$$

By letting $j \rightarrow \infty$,

$$|\nu_\infty - \nu_i| \leq \exp(1)2^{1-i}\nu_i.$$

This implies that $\lim_{i \rightarrow \infty} \Theta(\nu_i, \nu_\infty) = 0$. Using the triangular inequality, one thus obtains (remember that $\nu_i = \lambda_{n(i)}$)

$$\Theta(\lambda_n, \nu_\infty) \leq \Theta(\lambda_n, \lambda_{n(i)}) + \Theta(\nu_i, \nu_\infty),$$

which goes to zero when n goes to infinity. Indeed, for $\epsilon > 0$, one first chooses n_0 such that for all $m \geq n \geq n_0$, $\Theta(\lambda_n, \lambda_m) \leq \epsilon/2$ and then, for any $n \geq n_0$, one takes i sufficiently large so that $n(i) \geq n$ and $\Theta(\nu_i, \nu_\infty) \leq \epsilon/2$. This yields that for all $n \geq n_0$, $\Theta(\lambda_n, \nu_\infty) \leq \epsilon$. \square

Lemmas D.2 and D.3 apply for example to the total variation norm $\|\cdot\|_{TV}$, since the vector space \mathcal{M} of Radon measures is complete for the total variation norm, and since (D.4) is satisfied. In this case $\mathcal{M}_1^{\|\cdot\|_{TV}} = \mathcal{M}_1$ is simply the set of probability measures. Let us conclude this section with a simple technical lemma which has been used in the previous proof.

Lemma D.4. *Let $\alpha \in (0, 1/2]$. Then, for any $1 \leq i \leq j$,*

$$1 - 2\alpha^{i-1} \leq \prod_{k=i}^j (1 - \alpha^k) \leq \prod_{k=i}^j (1 + \alpha^k) \leq 1 + \exp(1)\alpha^{i-1}.$$

Proof. Let $1 \leq i \leq j$,

$$\ln \left(\prod_{k=i}^j (1 + \alpha^k) \right) = \sum_{k=i}^j \ln(1 + \alpha^k) \leq \sum_{k=i}^j \alpha^k \leq \frac{\alpha^i}{1 - \alpha} \leq \alpha^{i-1}$$

and thus

$$\prod_{k=i}^j (1 + \alpha^k) \leq \exp(\alpha^{i-1}) \leq 1 + \exp(1)\alpha^{i-1}.$$

Likewise, using the fact that for $x \in (0, 1/2)$, $\frac{1}{1-x} \leq 1 + 2x$,

$$\ln \left(\prod_{k=i}^j (1 - \alpha^k) \right) = - \sum_{k=i}^j \ln \left(\frac{1}{1 - \alpha^k} \right) \geq - \sum_{k=i}^j \ln(1 + 2\alpha^k) \geq -2 \sum_{k=i}^j \alpha^k \geq -2\alpha^{i-1}$$

and thus

$$\prod_{k=i}^j (1 - \alpha^k) \geq \exp(-2\alpha^{i-1}) \geq 1 - 2\alpha^{i-1}.$$

□

D.3 The projective metric norm Δ of \mathcal{T}

Proposition D.5. *Let us define*

$$\Delta = \sup_{\lambda, \nu \in \mathcal{M}_+} \Theta(\mathcal{T}(\lambda), \mathcal{T}(\nu)).$$

Then, for all λ and ν in \mathcal{M}_+ ,

$$\Theta(\mathcal{T}(\lambda), \mathcal{T}(\nu)) \leq \tanh\left(\frac{\Delta}{4}\right) \Theta(\lambda, \nu), \quad (\text{D.6})$$

with the convention $\tanh(+\infty) = 1$.

Proof. We here follow [43, Theorem 1.1]. For a geometric interpretation of the computations, we refer to [12]. Let λ and ν in \mathcal{M}_+ be two positive (non-zero) measures. If $c(\lambda, \nu) = 0$ or $C(\lambda, \nu) = \infty$, then (D.6) is satisfied. Likewise, if $c(\lambda, \nu) = C(\lambda, \nu)$, which is equivalent to say that ν is proportional to λ , then (D.6) is satisfied. Otherwise, denoting for simplicity $c = c(\lambda, \nu)$ and $C = C(\lambda, \nu)$, one has, using the continuity property of the partial ordering mentioned in Section D.1,

$$c\lambda \leq \nu \leq C\lambda, \text{ with } C > c > 0$$

and

$$\Theta(\lambda, \nu) = \ln\left(\frac{C}{c}\right) \in (0, \infty).$$

If $\Delta = +\infty$, then (D.6) holds since $\mathcal{T}(\nu - c\lambda) \geq 0$ and $\mathcal{T}(C\lambda - \nu) \geq 0$ implies

$$c\mathcal{T}(\lambda) \leq \mathcal{T}(\nu) \leq C\mathcal{T}(\lambda),$$

so that $c(\mathcal{T}(\lambda), \mathcal{T}(\nu)) \geq c$ and $C(\mathcal{T}(\lambda), \mathcal{T}(\nu)) \leq C$ which yields

$$\Theta(\mathcal{T}(\lambda), \mathcal{T}(\nu)) \leq \ln\left(\frac{C}{c}\right) = \Theta(\lambda, \nu).$$

If $\Delta < \infty$, then one has, by assumption,

$$\Theta(\mathcal{T}(\nu - c\lambda), \mathcal{T}(C\lambda - \nu)) \leq \Delta,$$

which implies that there exist two positive real numbers m and M such that

$$m\mathcal{T}(\nu - c\lambda) \leq \mathcal{T}(C\lambda - \nu) \leq M\mathcal{T}(\nu - c\lambda), \quad (\text{D.7})$$

and

$$\ln\left(\frac{M}{m}\right) \leq \Delta. \quad (\text{D.8})$$

Notice that (D.7) rewrites:

$$\frac{cM + C}{M + 1} \mathcal{T}(\lambda) \leq \mathcal{T}(\nu) \leq \frac{cm + C}{m + 1} \mathcal{T}(\lambda).$$

Therefore,

$$\begin{aligned} \Theta(\mathcal{T}(\lambda), \mathcal{T}(\nu)) &\leq \ln \left(\frac{cm + C}{m + 1} \frac{M + 1}{cM + C} \right) \\ &= \ln \left(\frac{m + \exp(\Theta(\lambda, \nu))}{m + 1} \right) - \ln \left(\frac{M + \exp(\Theta(\lambda, \nu))}{M + 1} \right) \\ &= \int_0^{\Theta(\lambda, \nu)} \frac{\exp(x)}{m + \exp(x)} - \frac{\exp(x)}{M + \exp(x)} dx \\ &= \int_0^{\Theta(\lambda, \nu)} \varphi(\exp(x)) dx \\ &\leq \Theta(\lambda, \nu) \max_{\mathbb{R}_+} \varphi, \end{aligned} \tag{D.9}$$

where

$$\varphi(y) = \frac{y}{m + y} - \frac{y}{M + y} = -\frac{m}{m + y} + \frac{M}{M + y}.$$

The function φ attains its maximum over \mathbb{R}_+ at $y = \sqrt{mM}$, and its maximum value is

$$\max_{\mathbb{R}_+} \varphi = -\frac{m}{m + \sqrt{mM}} + \frac{M}{M + \sqrt{mM}} = \frac{-\sqrt{m} + \sqrt{M}}{\sqrt{m} + \sqrt{M}} = \frac{1 - \sqrt{\frac{m}{M}}}{1 + \sqrt{\frac{m}{M}}},$$

and thus, using the fact that, by (D.8), $\frac{m}{M} \geq \exp(-\Delta)$,

$$\max_{\mathbb{R}_+} \varphi \leq \frac{1 - \exp(-\Delta/2)}{1 + \exp(-\Delta/2)} = \tanh \left(\frac{\Delta}{4} \right).$$

Plugging this upper bound of $\max_{\mathbb{R}_+} \varphi$ in (D.9) yields (D.6). \square

One thus gets a contraction in the Hilbert's projective metric if $\Delta < \infty$. Notice that we implicitly used the fact that $\mathcal{T}(\mathcal{M}_+) \subset \mathcal{M}_+$ to define Δ (otherwise $\Theta(\mathcal{T}\lambda, \mathcal{T}\nu)$ may not be defined). This explains why (D.2) is needed in the first place.

D.4 Fixed point theorem and two-sided condition

For what follows, recall that $\mathcal{T}^0(\lambda) = \lambda$ by convention.

Theorem D.6. *Let us assume that*

$$\Delta = \sup_{\lambda, \nu \in \mathcal{M}_+} \Theta(\mathcal{T}(\lambda), \mathcal{T}(\nu)) < \infty, \tag{D.10}$$

and let us introduce $\rho = \tanh \left(\frac{\Delta}{4} \right) \in (0, 1)$. Then, there exists a unique probability measure $\nu_\infty \in \mathcal{M}_1$ such that

$$\mathcal{T}(\nu_\infty) = c\nu_\infty \tag{D.11}$$

for some $c > 0$. Moreover, for any $\lambda_0 \in \mathcal{M}_+$, one has, for all $n \geq 0$,

$$\Theta(\nu_n, \nu_\infty) \leq \frac{\rho^n}{1 - \rho} \Theta(\nu_1, \nu_0) \tag{D.12}$$

where $\nu_n = \frac{\mathcal{T}^n(\lambda_0)}{\mathcal{T}^n(\lambda_0)(X)}$. This implies in particular: for all $n \geq 0$,

$$\|\nu_n - \nu_\infty\|_{TV} \leq \frac{\Theta(\nu_1, \nu_0)}{1 - \rho} \exp\left(\frac{\Theta(\nu_1, \nu_0)}{1 - \rho}\right) \rho^n. \quad (\text{D.13})$$

Proof. We refer to [12, Theorem 1] for a similar reasoning. The uniqueness of a solution to (D.11) is easy to obtain from the assumption $\Delta < \infty$. Indeed, let us assume that two probability measures μ_1 and μ_2 are such that

$$\mathcal{T}(\mu_1) = c_1 \mu_1 \text{ and } \mathcal{T}(\mu_2) = c_2 \mu_2$$

for some $c_1 > 0$ and $c_2 > 0$. Then, using (D.6), one has

$$\Theta(\mathcal{T}(\mu_1), \mathcal{T}(\mu_2)) \leq \rho \Theta(\mu_1, \mu_2)$$

where $\rho = \tanh\left(\frac{\Delta}{4}\right) \in (0, 1)$. Therefore,

$$\Theta(c_1 \mu_1, c_2 \mu_2) \leq \rho \Theta(\mu_1, \mu_2)$$

and one gets that $\Theta(\mu_1, \mu_2) = 0$ since $\Theta(c_1 \mu_1, c_2 \mu_2) = \Theta(\mu_1, \mu_2)$. This implies $\mu_1 = \mu_2$ since both are probability measures.

We will now show the existence of a solution to (D.11) using the standard argument of Banach fixed-point theorem. Let $\lambda_0 \in \mathcal{M}_+$, and let us consider, for $n \geq 0$,

$$\lambda_n = \mathcal{T}^n(\lambda_0).$$

Using (D.6), one has, for all $n \geq 1$,

$$\Theta(\lambda_{n+1}, \lambda_n) \leq \rho \Theta(\lambda_n, \lambda_{n-1}).$$

Thus, for all $n \geq 1$,

$$\Theta(\lambda_{n+1}, \lambda_n) \leq \rho^n \Theta(\lambda_1, \lambda_0), \quad (\text{D.14})$$

and the triangular inequality yields, for all $m \geq n \geq 1$,

$$\Theta(\lambda_m, \lambda_n) \leq \left(\sum_{k=n}^{m-1} \rho^k\right) \Theta(\lambda_1, \lambda_0) \leq \frac{\rho^n}{1 - \rho} \Theta(\lambda_1, \lambda_0).$$

Let us introduce the probability measures: $\forall n \geq 0$,

$$\nu_n = \frac{\lambda_n}{\lambda_n(X)}.$$

One has that $\Theta(\nu_m, \nu_n) = \Theta(\lambda_m, \lambda_n)$ and thus for all $m \geq n \geq 1$,

$$\Theta(\nu_m, \nu_n) \leq \frac{\rho^n}{1 - \rho} \Theta(\nu_1, \nu_0) \quad (\text{D.15})$$

which shows that $(\nu_n)_{n \geq 0}$ is a Cauchy sequence for the Θ -metric. From Lemma D.3, this implies that $\nu_n \in \mathcal{M}_1$ converges to some $\nu_\infty \in \mathcal{M}_1$ as $n \rightarrow \infty$ in the Θ -metric, and thus, from Lemma D.2, in total variation norm. From (D.14), one has that

$$\lim_{n \rightarrow \infty} \Theta\left(\frac{\mathcal{T}(\nu_n)}{(\mathcal{T}(\nu_n))(X)}, \nu_n\right) = 0$$

and thus, using Lemma D.2,

$$\lim_{n \rightarrow \infty} \left\| \frac{\mathcal{T}(\nu_n)}{(\mathcal{T}(\nu_n))(X)} - \nu_n \right\|_{TV} = 0.$$

Since $\lim_{n \rightarrow \infty} \nu_n = \nu_\infty$ in total variation norm, then $\lim_{n \rightarrow \infty} \mathcal{T}(\nu_n) = \mathcal{T}(\nu_\infty)$ in total variation norm, and thus $\lim_{n \rightarrow \infty} (\mathcal{T}(\nu_n))(X) = (\mathcal{T}(\nu_\infty))(X)$. One thus obtains:

$$\frac{\mathcal{T}(\nu_\infty)}{(\mathcal{T}(\nu_\infty))(X)} = \nu_\infty$$

which establishes the existence of the solution to (D.11).

Moreover, by letting $m \rightarrow \infty$ in (D.15), one gets (D.12). Using Lemma D.2, one obtains from (D.12): for all $n \geq 0$,

$$\|\nu_n - \nu_\infty\|_{TV} \leq \left(\exp \left(\frac{\Theta(\nu_1, \nu_0)}{1 - \rho} \rho^n \right) - 1 \right)$$

which yields (D.13). \square

Remark D.7. As usual in a Banach fixed point theorem, it is easy to obtain a similar result assuming that \mathcal{T}^r satisfies both assumptions (D.2) and (D.10) for some positive integer r . \diamond

It remains to discuss how to get Assumptions (D.2) and (D.10) in practice. A natural sufficient condition is the so-called two-sided condition (D.16) (notice that in (D.16), s is actually with values in $(0, 1]$ since for all $x \in X$, $s(x) \leq K(x, X)$).

Proposition D.8. *Assume that there exist a measurable function $s : X \rightarrow \mathbb{R}_+^*$, a constant $R > 0$, and a probability measure $\pi \in \mathcal{M}_1$ such that for all $x \in X$,*

$$s(x)\pi(dy) \leq K(x, dy) \leq Rs(x)\pi(dy). \quad (\text{D.16})$$

Then, \mathcal{T} satisfies (D.2) and (D.10) (with $\Delta \leq 2 \ln R$). In particular, the results of Theorem D.6 hold and one thus obtains: for all initial condition $\lambda_0 \in \mathcal{M}_+$, for all $n \geq 1$,

$$\|\nu_n - \nu_\infty\|_{TV} \leq (R + 1)(\ln R)R^{R+1} \left(\frac{R - 1}{R + 1} \right)^{n-1} \quad (\text{D.17})$$

where $\nu_n = \frac{\mathcal{T}^n(\lambda_0)}{\mathcal{T}^n(\lambda_0)(X)}$.

Proof. We refer to [12, Theorem 3] for a similar reasoning. Let us first check that (D.2) holds. By Lemma D.1, it is enough to check that $K(x, X) \neq 0$ for all $x \in X$, but this is obvious since $K(x, X) \geq s(x) > 0$.

Let us now check (D.10), namely

$$\Delta = \sup_{\lambda, \nu \in \mathcal{M}_+} \Theta(\mathcal{T}(\lambda), \mathcal{T}(\nu)) < \infty.$$

Let λ and ν be two measures in \mathcal{M}_+ . One has

$$\mathcal{T}(\nu) \leq R \left(\int_X s(x)\nu(dx) \right) \pi(dy) \leq R \frac{\int_X s(x)\nu(dx)}{\int_X s(x)\lambda(dx)} \left(\int_X s(x)\lambda(dx) \right) \pi(dy),$$

so

$$\mathcal{T}(\nu) \leq R \frac{\int_X s(x) \nu(dx)}{\int_X s(x) \lambda(dx)} \mathcal{T}(\lambda),$$

which shows that

$$C(\mathcal{T}(\lambda), \mathcal{T}(\nu)) \leq R \frac{\int_X s(x) \nu(dx)}{\int_X s(x) \lambda(dx)} < \infty.$$

Likewise,

$$\mathcal{T}(\nu) \geq \left(\int_X s(x) \nu(dx) \right) \pi(dy) \geq \frac{\int_X s(x) \nu(dx)}{R \int_X s(x) \lambda(dx)} R \left(\int_X s(x) \lambda(dx) \right) \pi(dy),$$

so

$$\mathcal{T}(\nu) \geq \frac{\int_X s(x) \nu(dx)}{R \int_X s(x) \lambda(dx)} \mathcal{T}(\lambda),$$

which shows that

$$c(\mathcal{T}(\lambda), \mathcal{T}(\nu)) \geq \frac{\int_X s(x) \nu(dx)}{R \int_X s(x) \lambda(dx)} > 0.$$

Therefore,

$$\Theta(\mathcal{T}(\lambda), \mathcal{T}(\nu)) = \ln \left(\frac{C(\mathcal{T}(\lambda), \mathcal{T}(\nu))}{c(\mathcal{T}(\lambda), \mathcal{T}(\nu))} \right) \leq \ln(R^2)$$

so that $\Delta \leq \ln(R^2) < \infty$. Thus, using (D.13), one gets: for all $n \geq 1$,

$$\begin{aligned} \|\nu_n - \nu_\infty\|_{TV} &\leq \frac{\Theta(\nu_2, \nu_1)}{1 - \rho} \exp \left(\frac{\Theta(\nu_2, \nu_1)}{1 - \rho} \right) \rho^{n-1}, \\ &\leq \frac{\Delta}{1 - \rho} \exp \left(\frac{\Delta}{1 - \rho} \right) \rho^{n-1}, \end{aligned}$$

with $\rho = \tanh \left(\frac{\Delta}{4} \right) \leq \tanh \left(\frac{\ln R}{2} \right) = \frac{R-1}{R+1}$, so that $\frac{\Delta}{1-\rho} \leq (\ln R)(R+1)$. This yields (D.17). \square

Acknowledgements

The authors would like to thank Florian Angeletti who worked on the early stages of this project and Julien Reygner for fruitful discussions in particular about the proof of Proposition 3.9 and connection with potential theory. This work benefitted from the support of the European Research Council under the European Union's Seventh Framework Programme (FP/2007-2013) / ERC Grant Agreement number 614492. Part of this project was carried out as TL was a visiting professor at Imperial College of London (ICL), with a visiting professorship grant from the Leverhulme Trust. The Department of Mathematics at ICL and the Leverhulme Trust are warmly thanked for their support.

References

- [1] David Aldous, László Lovász, and Peter Winkler. Mixing times for uniformly ergodic Markov chains. *Stochastic Processes and their Applications*, 71(2):165–185, 1997.

- [2] Rosalind J. Allen, Chantal Valeriani, and Pieter Rein ten Wolde. Forward flux sampling for rare event simulations. *Journal of Physics: Condensed matter*, 21(46):463102, 2009.
- [3] David Aristoff. Analysis and optimization of weighted ensemble sampling. *ESAIM Math. Model. Numer. Anal.*, 52(4):1219–1238, 2018.
- [4] David Aristoff, Juan M. Bello-Rivas, and Ron Elber. A mathematical framework for exact milestoning. *Multiscale Modeling & Simulation*, 14(1):301–322, 2016.
- [5] David Aristoff and Daniel M Zuckerman. Optimizing weighted ensemble sampling of steady states. *Multiscale Modeling & Simulation*, 18(2):646–673, 2020.
- [6] Rami Atar and Ofer Zeitouni. Exponential stability for nonlinear filtering. *Annales de l’Institut Henri Poincaré (B) Probability and Statistics*, 33(6):697–725, 1997.
- [7] Andrew. D. Barbour and Philip K. Pollett. Total variation approximation for quasi-stationary distributions. *J. Appl. Probab.*, 47(4):934–946, 2010.
- [8] Maurice S. Bartlett. *Stochastic population models in ecology and epidemiology*. Methuen’s Monographs on Applied Probability and Statistics. John Wiley& Sons, New York, 1960.
- [9] Michel Benaïm and Bertrand Cloez. A stochastic approximation approach to quasi-stationary distributions on finite spaces. *Electron. Commun. Probab.*, 20:no. 37, 14, 2015.
- [10] Michel Benaïm, Bertrand Cloez, and Fabien Panloup. Stochastic approximation of quasi-stationary distributions on compact spaces and applications. *Ann. Appl. Probab.*, 28(4):2370–2416, 2018.
- [11] Nils Berglund and Damien Landon. Mixed-mode oscillations and interspike interval statistics in the stochastic FitzHugh–Nagumo model. *Nonlinearity*, 25(8):2303–2335, 2012.
- [12] Garrett Birkhoff. Extensions of Jentzsch’s theorem. *Trans. Amer. Math. Soc.*, 85(1):219–227, 1957.
- [13] Garrett Birkhoff. Uniformly semi-primitive multiplicative processes. *Transactions of the American Mathematical Society*, 104(1):37–51, 1962.
- [14] Peter G. Bolhuis, David Chandler, Christoph Dellago, and Phillip L Geissler. Transition path sampling: Throwing ropes over rough mountain passes, in the dark. *Annual review of physical chemistry*, 53(1):291–318, 2002.
- [15] Anton Bovier and Frank den Hollander. *Metastability, a potential theoretic approach*, volume 351. Springer, 2016.
- [16] Frédéric Cérou and Arnaud Guyader. Adaptive multilevel splitting for rare event analysis. *Stoch. Anal. Appl.*, 25(2):417–443, 2007.
- [17] Frédéric Cérou, Arnaud Guyader, Tony Lelièvre, and Florent Malrieu. On the length of one-dimensional reactive paths. *ALEA Lat. Am. J. Probab. Math. Stat.*, 10(1):359–389, 2013.

- [18] Frédéric Cérou, Arnaud Guyader, Tony Lelièvre, and David Pommier. A multiple replica approach to simulate reactive trajectories. *The Journal of Chemical Physics*, 134(5):054108, 2011.
- [19] Frédéric Cérou, Arnaud Guyader, and Mathias Rousset. Adaptive multilevel splitting: Historical perspective and recent results. *Chaos*, 29(4):043108, 12, 2019.
- [20] Nicolas Champagnat, Koléhè A. Coulibaly-Pasquier, and Denis Villemonais. Criteria for exponential convergence to quasi-stationary distributions and applications to multi-dimensional diffusions. In *Séminaire de Probabilités XLIX*, pages 165–182. Springer, 2018.
- [21] Nicolas Champagnat and Denis Villemonais. Exponential convergence to quasi-stationary distribution and Q -process. *Probab. Theory Related Fields*, 164(1-2):243–283, 2016.
- [22] Nicolas Champagnat and Denis Villemonais. General criteria for the study of quasi-stationarity. *arXiv preprint arXiv:1712.08092*, 2017.
- [23] Pierre Collet, Servet Martínez, and Jaime San Martín. *Quasi-stationary distributions*. Probability and its Applications (New York). Springer, Heidelberg, 2013.
- [24] Robert A. Copeland, David L. Pompliano, and Thomas D. Meek. Drug–target residence time and its implications for lead optimization. *Nature Reviews Drug Discovery*, 5(9):730, 2006.
- [25] Pierre Del Moral. Mean field simulation for Monte Carlo integration. *Monographs on Statistics and Applied Probability*, 126:26, 2013.
- [26] Pierre Del Moral and Arnaud Doucet. Particle motions in absorbing medium with hard and soft obstacles. *Stochastic Analysis and Applications*, 22(5):1175–1207, 2004.
- [27] Pierre Del Moral, Arnaud Doucet, and Ajay Jasra. On adaptive resampling strategies for sequential Monte Carlo methods. *Bernoulli*, 18(1):252–278, 2012.
- [28] Pierre Del Moral and Alice Guionnet. On the stability of interacting processes with applications to filtering and genetic algorithms. *Annales de l’Institut Henri Poincaré (B) Probability and Statistics*, 37(2):155–194, 2001.
- [29] Pierre Del Moral, Emma Horton, and Ajay Jasra. On the stability of positive semi-groups. *arXiv preprint arXiv:2112.03751*, 2021.
- [30] Alex Dickson and Aaron R. Dinner. Enhanced sampling of nonequilibrium steady states. *Annual Review of Physical Chemistry*, 61:441–459, 2010.
- [31] Roland L. Dobrushin. Central limit theorem for nonstationary Markov chains. I. *Theory of Probability & Its Applications*, 1(1):65–80, 1956.
- [32] Weinan E and Eric Vanden-Eijnden. Towards a theory of transition paths. *J. Stat. Phys.*, 123(3):503–523, 2006.
- [33] Anton K. Faradjian and Ron Elber. Computing time scales from reaction coordinates by milestoning. *The Journal of Chemical Physics*, 120(23):10880–10889, 2004.

- [34] Ladislaus Farkas. Keimbildungsgeschwindigkeit in übersättigten dämpfen. *Zeitschrift für Physikalische Chemie*, 125(1):236–242, 1927.
- [35] Pablo Augusto Ferrari, Harry Kesten, Servet Martínez, and Pierre Picco. Existence of quasi-stationary distributions. A renewal dynamical approach. *Ann. Probab.*, 23(2):501–521, 1995.
- [36] Avner Friedman. *Stochastic Differential Equations and Applications: Volume 1*. Elsevier, 1975.
- [37] David Gilbarg and Neil S. Trudinger. *Elliptic partial differential equations of second order*. Classics in Mathematics. Springer-Verlag, Berlin, 2001.
- [38] Onésimo Hernández-Lerma and Jean Bernard Lasserre. *Markov chains and invariant probabilities*, volume 211 of *Progress in Mathematics*. Birkhäuser Verlag, Basel, 2003.
- [39] Terrell L. Hill. *Free energy transduction in biology: the steady-state kinetic and thermodynamic formalism*. Academic Press, 1977.
- [40] Herman Kahn and Theodore E. Harris. Estimation of particle transmission by random sampling. *National Bureau of Standards Applied Mathematics Series*, 12:27–30, 1951.
- [41] Hendrik A. Kramers. Brownian motion in a field of force and the diffusion model of chemical reactions. *Physica*, 7:284–304, 1940.
- [42] François Le Gland and Nadia Oudjane. Stability and uniform approximation of nonlinear filters using the hilbert metric and application to particle filters. *The Annals of Applied Probability*, 14(1):144–187, 2004.
- [43] Carlangelo Liverani. Decay of correlations. *Annals of Mathematics*, 142(2):239–301, 1995.
- [44] Laura Lopes. *Numerical methods for simulating rare events in molecular dynamics*. PhD thesis, Université Paris Est-Ecole des Ponts, 2019.
- [45] Jianfeng Lu and James Nolen. Reactive trajectories and the transition path process. *Probab. Theory Related Fields*, 161(1-2):195–244, 2015.
- [46] Sean Meyn and Richard L. Tweedie. *Markov chains and stochastic stability*. Cambridge University Press, Cambridge, Second edition, 2009.
- [47] Roger D. Nussbaum. Hilbert’s projective metric and iterated nonlinear maps. *Mem. Amer. Math. Soc.*, 75(391), 1988.
- [48] Mouad Ramil. *Processus cinétiques dans les domaines à bord et quasi-stationnarité*. PhD thesis, Université Paris Est-Ecole des Ponts, 2020.
- [49] Joao Marcelo Lamim Ribeiro, Sun-Ting Tsai, Debabrata Pramanik, Yihang Wang, and Pratyush Tiwary. Kinetics of ligand–protein dissociation from all-atom simulations: Are we there yet? *Biochemistry*, 58(3):156–165, 2018.
- [50] Ivan Teo, Christopher G. Mayne, Klaus Schulten, and Tony Lelièvre. Adaptive multilevel splitting method for molecular dynamics calculation of benzamidine-trypsin dissociation time. *Journal of chemical theory and computation*, 12(6):2983–2989, 2016.

- [51] Erik H. Thiede, Brian Van Koten, Jonathan Weare, and Aaron R. Dinner. Eigenvector method for umbrella sampling enables error analysis. *The Journal of Chemical Physics*, 145(8):084115, 2016.
- [52] Titus S. Van Erp, Daniele Moroni, and Peter G. Bolhuis. A novel path sampling method for the calculation of rate constants. *The Journal of Chemical Physics*, 118(17):7762–7774, 2003.
- [53] Eric Vanden-Eijnden and Maddalena Venturoli. Exact rate calculations by trajectory parallelization and tilting. *The Journal of Chemical Physics*, 131(4):044120, 2009.
- [54] Andi Q. Wang, Murray Pollock, Gareth O. Roberts, and David Steinsaltz. Regeneration-enriched Markov processes with application to Monte Carlo. *Ann. Appl. Probab.*, 31(2):–, 2021.
- [55] Bin W. Zhang, David Jasnow, and Daniel M. Zuckerman. The “weighted ensemble” path sampling method is statistically exact for a broad class of stochastic processes and binning procedures. *The Journal of Chemical Physics*, 132(5):054107, 2010.