

Measurement of γ +jet and π^0 +jet in central Au+Au collisions at $\sqrt{s_{\text{NN}}} = 200$ GeV with the STAR experiment

Nihar Ranjan Sahoo (for the STAR Collaboration)^{a,*}

^a*Shandong University,*

Institute of Frontier and Interdisciplinary Science

Qingdao, China

E-mail: nihar@sdu.edu.cn, sahoo.niharr@gmail.com

We present the semi-inclusive measurement of charged jets recoiling from direct-photon and π^0 triggers in central Au+Au collisions at $\sqrt{s_{\text{NN}}} = 200$ GeV, using a dataset with integrated luminosity 13 nb^{-1} recorded by the STAR experiment in 2014. The photon and π^0 triggers are selected within transverse energy ($E_{\text{T}}^{\text{trig}}$) between 9 GeV and 20 GeV. Charged jets are reconstructed with the anti- k_{T} algorithm with resolution parameters $R = 0.2$ and 0.5 . A Mixed-Event technique developed previously by STAR is used to correct the recoil jet yield for uncorrelated background, enabling recoil jet measurements over a broad $p_{\text{T,jet}}$ range. We report fully corrected charged-jet yields recoiling from direct-photon and π^0 triggers for the above two jet radii and also discuss the jet R dependence of in-medium parton energy loss at the top RHIC energy.

HardProbes2020

1-6 June 2020

Austin, Texas

*Speaker

Jet quenching arises from partonic interactions in the Quark-Gluon Plasma (QGP) formed in heavy-ion collisions [1]. A valuable observable to probe the QGP is the coincidence of a reconstructed jet recoiling from a high transverse energy (high E_T^{trig}) direct photon (γ_{dir}) [2], since γ_{dir} does not interact strongly with the medium. A comparison of γ_{dir} +jet and π^0 +jet measurements may elucidate the color factor and path-length dependence of jet quenching [3]. In addition, a comparison of recoil jet distributions with different cone radii provides a probe of in-medium jet broadening.

In these proceedings, we present the analysis of fully-corrected semi-inclusive distributions of charged jets recoiling from high- E_T^{trig} γ_{dir} and π^0 triggers in central Au+Au collisions at $\sqrt{s_{NN}} = 200$ GeV. The data were recorded during the 2014 RHIC run with a trigger requiring an energy deposition greater than 5.6 GeV in a tower of the STAR Barrel Electromagnetic Calorimeter (BEMC), corresponding to an integrated luminosity of 13 nb^{-1} . We compare the measured recoil jet yield in Au+Au collisions to a pp reference via PYTHIA simulation and corresponding yield suppression is then further compared with theoretical calculations. We express the suppression in terms of jet energy loss and compare to other in-medium jet measurements at RHIC and the LHC.

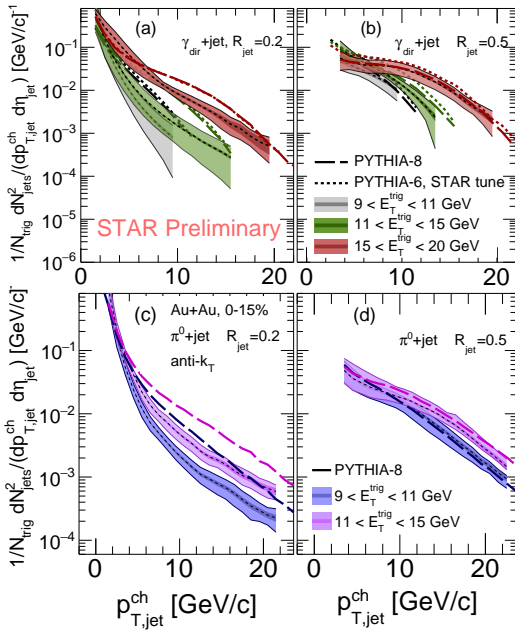


Figure 1: Semi-inclusive distributions of charged jets recoiling from γ_{dir} (upper) and π^0 (lower) triggers. Light and dark bands represent systematic and statistical uncertainties, respectively. Broken and dotted lines represent calculations based on PYTHIA-8 and PYTHIA-6 STAR tune.

triggers. The uncorrelated background jet yield in this distribution is corrected using the Mixed-Event (ME) technique developed in [6]. Corrections to the recoil jet distributions for instrumental

The offline analysis selects events corresponding to the 0-15% most central Au+Au collisions, based on uncorrected charged-particle multiplicity within $|\eta| < 1$. The BEMC Shower Max Detector (BSMD) was used offline to select clusters in the range $9 < E_T^{\text{trig}} < 20$ GeV that have an enhanced population of direct photons (γ_{rich}) or π^0 (π_{rich}^0). A Transverse Shower Profile (TSP) method is used to discriminate between π_{rich}^0 and γ_{rich} triggers [3]. The purity of direct photons in the γ_{rich} sample is 65–85% in the range $9 < E_T^{\text{trig}} < 20$ GeV. The final corrections are applied on both γ_{rich} and π_{rich}^0 to get the fully corrected recoil jet yields. Charged jets are reconstructed with the anti- k_T algorithm [4, 5] for $R = 0.2$ and 0.5 , using charged particle tracks measured in the Time Projection Chamber (TPC) with $0.2 < p_T < 30$ GeV/c and $|\eta| < 1$. The jet acceptance is $|\eta_{\text{jet}}| < 1-R$.

Recoil jets are selected with a $\Delta\phi \in [3\pi/4, 5\pi/4]$, where $\Delta\phi$ is the azimuthal angle between the trigger cluster and the jet axis. The semi-inclusive distribution is defined as the yield of recoil jets in a bin of transverse momentum ($p_{T,\text{jet}}^{\text{ch}}$) normalized by the number of

effects and residual $p_{T,jet}^{ch}$ fluctuations due to background are carried out using unfolding methods. The main systematic uncertainties arise from unfolding, ME normalization, and γ_{dir} purity.

Due to limited trigger statistics in the current analysis of STAR pp data, the reference distribution from pp collisions is calculated using the PYTHIA event generators. For γ_{dir} -triggered distributions, both PYTHIA-8 [7] and PYTHIA-6 STAR tune [8] events are used, whereas for π^0 -triggered distributions only PYTHIA-8 is used.

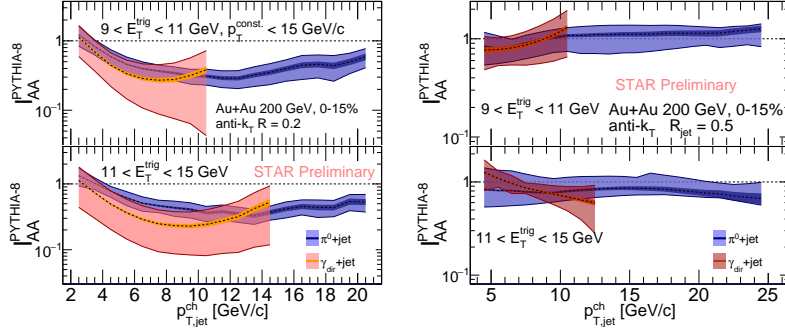


Figure 2: $I_{AA}^{PYTHIA-8}$ vs. $p_{T,jet}^{ch}$ for γ_{dir} triggers (red) and π^0 triggers (blue) with $9 < E_T^{trig} < 11$ GeV (upper) and $11 < E_T^{trig} < 15$ GeV (lower) and for jets with $R = 0.2$ (left) and 0.5 (right). Light and dark bands represent systematic and statistical uncertainties.

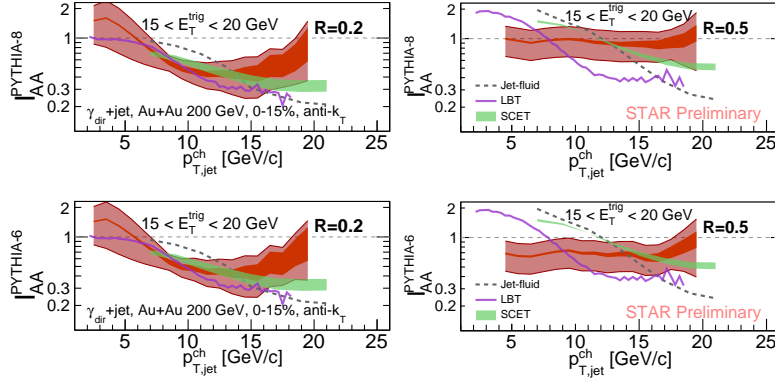


Figure 3: γ_{dir} +jet: $I_{AA}^{PYTHIA-8}$ (upper) and $I_{AA}^{PYTHIA-6}$ (lower) vs. $p_{T,jet}^{ch}$ for $15 < E_T^{trig} < 20$ GeV and jets with $R = 0.2$ (left) and 0.5 (right). Light and dark bands represent systematic and statistical uncertainties. Theory calculations: Jet-fluid [9], LBT [10], and SCET [11].

Figure 1 shows fully corrected charged-jet p_T spectra for $R = 0.2$ and 0.5 recoiling from γ_{dir} in three E_T^{trig} bins, and π^0 in two E_T^{trig} bins, measured in central Au+Au collisions and compared to those calculated by PYTHIA for pp collisions. The two PYTHIA versions exhibit negligible difference for $R = 0.2$ and up to 40% difference for $R = 0.5$. The ratio of recoil jet yield measured in Au+Au collisions to PYTHIA calculations for pp collisions are denoted as $I_{AA}^{PYTHIA-6}$ and $I_{AA}^{PYTHIA-8}$ for the two versions of PYTHIA used.

Figure 2 shows $I_{AA}^{PYTHIA-8}$ for γ_{dir} and π^0 triggers in $9 < E_T^{trig} < 15$ GeV for $R = 0.2$ and 0.5 . The recoil jet yields show similar suppression for both triggers for $R = 0.2$, with no significant E_T^{trig} dependence. Smaller suppression is observed for $R = 0.5$ for both triggers compared to $R = 0.2$.

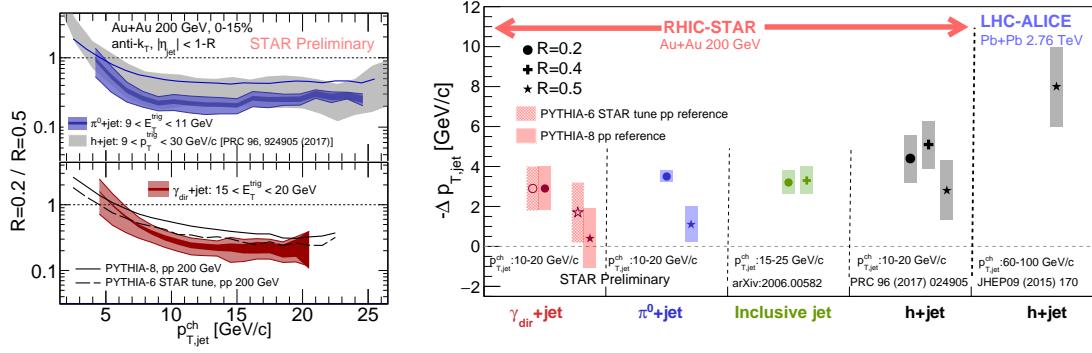


Figure 4: Left panel: Ratio of recoil jet yields for $R = 0.2$ and 0.5 as a function $p_{T, \text{jet}}^{\text{ch}}$. Upper: h +jet and π^0 +jet. Lower: γ_{dir} +jet. Right panel: The $p_{T, \text{jet}}^{\text{ch}}$ shift ($-\Delta p_{T, \text{jet}}^{\text{ch}}$) for γ_{dir} +jet, π^0 +jet, inclusive jet, h +jet measurements at RHIC, and h +jet at the LHC. Note the different $p_{T, \text{jet}}^{\text{ch}}$ ranges.

Figure 3 compares $I_{AA}^{\text{PYTHIA-8}}$ and $I_{AA}^{\text{PYTHIA-6}}$ for γ_{dir} triggers with $15 < E_T^{\text{trig}} < 20$ GeV. Comparison is also made to theoretical model calculations [9–11], which predict different p_T dependence to those observed in data.

Figure 4, left panel, shows the ratio of recoil jet yields for $R = 0.2$ and 0.5 measured in central Au+Au collisions with both γ_{dir} and π^0 triggers. This ratio is sensitive to the jet transverse profile [6, 12]. The γ_{dir} -triggered ratio is consistent with a calculation based on the PYTHIA-6 STAR tune, indicating no significant in-medium broadening of recoil jets whereas a notable quantitative difference is observed between Au+Au and PYTHIA-8. The ratios for π^0 and charged-hadron triggers measured in central Au+Au collisions are consistent within uncertainties.

Jet quenching is commonly measured by yield suppression at fixed p_T (R_{AA} and I_{AA}). However, these ratio observables convolute the effect of energy loss with the shape of the spectrum. To isolate the effect of energy loss alone we convert the suppression to a p_T -shift, $-\Delta p_{T, \text{jet}}^{\text{ch}}$, enabling quantitative comparison of jet quenching measurements with different observables, and comparison of jet quenching at RHIC and the LHC. Figure 4, right panel, shows $-\Delta p_{T, \text{jet}}^{\text{ch}}$ from this measurement, compared to those of inclusive jets and h +jet at RHIC, and h +jet at the LHC [6, 12–14]. The energy loss from the RHIC measurements is largely consistent for the different observables, with some indication of smaller energy loss for $R = 0.5$ than for $R = 0.2$ considering PYTHIA-8 for the vacuum expectation. In addition, the results from $R = 0.2$ measurements at RHIC are comparable to those from inclusive π^0 [15]. An indication of smaller in-medium energy loss is observed at RHIC than at the LHC.

In summary, we have presented the analysis of semi-inclusive charged-jet distributions recoiling from γ_{dir} and π^0 triggers in central Au+Au collisions at $\sqrt{s_{NN}} = 200$ GeV. Significant yield suppression is observed for recoil jets with $R = 0.2$, and a less suppression is seen for $R = 0.5$ using PYTHIA-8 as pp reference. However, the difference between PYTHIA-8 and PYTHIA-6 precludes quantitative conclusions. On the other hand, a definitive conclusion on in-medium jet broadening from the ratio of recoil jet yields at different R can be drawn when the vacuum reference will be resolved by the same measurements in pp collisions at 200 GeV, currently in progress. Theoretical calculations of jet quenching predict a different p_T -dependence of the suppression than

that observed in data. Conversion of the measured suppression to a p_T -shift reveals similar energy loss due to the quenching of various jet measurements at RHIC and an indication of smaller energy loss at RHIC than at the LHC.

Acknowledgments: This work was supported by the Fundamental Research Funds of Shandong University and DOE DE-SC0015636.

References

- [1] X. N. Wang, M. Gyulassy and M. Plumer, Phys. Rev. D **51**, 3436-3446 (1995) doi:10.1103/PhysRevD.51.3436 [arXiv:hep-ph/9408344 [hep-ph]].
- [2] X. N. Wang, Z. Huang and I. Sarcevic, Phys. Rev. Lett. **77**, 231-234 (1996) doi:10.1103/PhysRevLett.77.231 [arXiv:hep-ph/9605213 [hep-ph]].
- [3] L. Adamczyk *et al.* [STAR], Phys. Lett. B **760**, 689-696 (2016) doi:10.1016/j.physletb.2016.07.046 [arXiv:1604.01117 [nucl-ex]].
- [4] M. Cacciari, G. P. Salam and G. Soyez, JHEP **04**, 063 (2008) doi:10.1088/1126-6708/2008/04/063 [arXiv:0802.1189 [hep-ph]].
- [5] M. Cacciari, G. P. Salam and G. Soyez, Eur. Phys. J. C **72**, 1896 (2012) doi:10.1140/epjc/s10052-012-1896-2 [arXiv:1111.6097 [hep-ph]].
- [6] L. Adamczyk *et al.* [STAR], Phys. Rev. C **96**, no.2, 024905 (2017) doi:10.1103/PhysRevC.96.024905 [arXiv:1702.01108 [nucl-ex]].
- [7] T. Sjostrand, S. Mrenna and P. Z. Skands, Comput. Phys. Commun. **178**, 852-867 (2008) doi:10.1016/j.cpc.2008.01.036 [arXiv:0710.3820 [hep-ph]].
- [8] J. Adam *et al.* [STAR], Phys. Rev. D **100**, no.5, 052005 (2019) doi:10.1103/PhysRevD.100.052005 [arXiv:1906.02740 [hep-ex]].
- [9] N. B. Chang and G. Y. Qin, Phys. Rev. C **94**, no.2, 024902 (2016) doi:10.1103/PhysRevC.94.024902 [arXiv:1603.01920 [hep-ph]].
- [10] T. Luo, S. Cao, Y. He and X. N. Wang, Phys. Lett. B **782**, 707-716 (2018) doi:10.1016/j.physletb.2018.06.025 [arXiv:1803.06785 [hep-ph]].
- [11] M. D. Sievert, I. Vitev and B. Yoon, Phys. Lett. B **795**, 502-510 (2019) doi:10.1016/j.physletb.2019.06.019 [arXiv:1903.06170 [hep-ph]].
- [12] J. Adam *et al.* [ALICE], JHEP **09**, 170 (2015) doi:10.1007/JHEP09(2015)170 [arXiv:1506.03984 [nucl-ex]].
- [13] J. Adam *et al.* [STAR], [arXiv:2006.00582 [nucl-ex]].
- [14] R. Licenik, Hard Probes-2020 proceedings.
- [15] A. Adare *et al.* [PHENIX], Phys. Rev. C **87**, no.3, 034911 (2013) doi:10.1103/PhysRevC.87.034911 [arXiv:1208.2254 [nucl-ex]].